






Résultats de la compétition
REGIONAL FILIERE NATIONALE et filière jeunes
IRIGNY-SAINT GENIS LES OLLIERES
23 ET 24 MARS 2019

1. FEMININ NIVEAU3 11 + . SA_DA (individuels)

1.1. Résultats par équipes

| | Equipe | Club |  |  |  |  | Total |
|----|-----------------------|--|--|---|---|---|-------|
| 1 | St Genis les Ollières | 69--Entente St genoise | 34.1 | 38.0 | 35.1 | 36.6 | 143.8 |
| 2 | Amplepuis | 69--La fraternelle | 33.2 | 36.2 | 36.7 | 36.1 | 142.2 |
| | Anse | 69--Jeunesse ansoise | 32.5 | 36.7 | 36.4 | 36.6 | 142.2 |
| 4 | Vaugneray | 69--Union sportive de l'ouest lyonnais | 32.5 | 37.0 | 35.8 | 36.5 | 141.8 |
| 5 | Belleville sur saone | 69--Gym club belleville beaujolais | 32.9 | 36.8 | 36.3 | 33.9 | 139.9 |
| 6 | St Priest | 69--Gymnique association saint priest | 32.9 | 35.9 | 34.5 | 35.9 | 139.2 |
| 7 | St just st rambert | 42--Fjep st-just st-rambert | 31.7 | 37.5 | 34.7 | 34.7 | 138.6 |
| 8 | Pont de Beauvoisin | 38--La Sentinelle | 32.2 | 36.0 | 33.2 | 36.3 | 137.7 |
| 9 | Brindas | 69--A.s.brindas | 31.3 | 35.9 | 34.2 | 36.1 | 137.5 |
| 10 | Vénissieux | 69--Cmo vénissieux | 30.2 | 35.4 | 36.2 | 34.4 | 136.2 |
| | Pont de claix | 38--Pont de claix amicale gymnique | 31.1 | 34.7 | 34.5 | 35.9 | 136.2 |
| 12 | Tullins | 38--La Vaillante de Tullins | 31.9 | 35.6 | 34.1 | 34.0 | 135.6 |
| 13 | Marcy charbonnières | 69--As marcy-charbonnières | 31.9 | 31.5 | 34.5 | 36.4 | 134.3 |
| 14 | Domène | 38--Etoile sportive doménoise | 30.8 | 34.1 | 33.5 | 35.5 | 133.9 |
| 15 | Givors | 69--Independante givors | 31.8 | 35.7 | 31.9 | 33.9 | 133.3 |





1.2. Résultats individuels

| | Gymnaste | Equipe | Annee |  |  |  |  | Total |
|----|-----------------------|-----------------------|-------|--|---|---|---|-------|
| 1 | GIRAUD EMMA | Amplepuis | 2006 | 12.0 | 12.2 | 12.3 | 12.6 | 49.1 |
| 2 | MARTIN MAE | Brindas | 2004 | 10.3 | 12.9 | 12.8 | 13.0 | 49.0 |
| 3 | LAFERRERE FLORENCE | St Genis les Ollières | 1990 | 11.5 | 13.2 | 11.4 | 12.7 | 48.8 |
| 4 | CANTALUPPI CLEMENTINE | Vénissieux | 1998 | 10.0 | 12.9 | 12.9 | 12.3 | 48.1 |
| 5 | VALLA MANON | St just st rambert | 1992 | 11.0 | 13.5 | 11.0 | 12.4 | 47.9 |
| 6 | FARJOT ILONA | Amplepuis | 2005 | 10.8 | 12.1 | 12.9 | 12.0 | 47.8 |
| 7 | LOPEZCOEURDEVEY LISON | St Genis les Ollières | 2003 | 11.4 | 11.7 | 11.8 | 12.7 | 47.6 |
| 8 | BADOR CHARLINE | Vaugneray | 1992 | 10.4 | 12.7 | 12.2 | 12.2 | 47.5 |
| 9 | RAY JOHANNA | Anse | 2000 | 10.2 | 12.3 | 12.5 | 12.4 | 47.4 |
| | PERRAUD MAELLE | Marcy charbonnières | 2005 | 10.6 | 12.9 | 11.8 | 12.1 | 47.4 |
| 11 | GODEFROY CHLOE | Pont de Beauvoisin | 1997 | 10.9 | 11.9 | 12.0 | 12.4 | 47.2 |
| 12 | SCAPOTTA ANDREA | St Priest | 1992 | 11.0 | 12.5 | 11.2 | 12.4 | 47.1 |
| | LE BERQUIER MATHILDE | Vaugneray | 2001 | 11.2 | 11.3 | 12.1 | 12.5 | 47.1 |
| 14 | HERAUD ALEXIA | Anse | 2001 | 11.1 | 11.8 | 11.8 | 12.2 | 46.9 |
| 15 | ROCHE TYPHAINE | Belleville sur saone | 2004 | 10.9 | 11.6 | 12.4 | 11.9 | 46.8 |
| 16 | PELIN LAURA | Givors | 1994 | 10.9 | 12.4 | 11.1 | 12.3 | 46.7 |
| 17 | MONNOT CELIA | Domène | 2000 | 10.4 | 12.1 | 11.6 | 12.5 | 46.6 |
| 18 | JULIEN MANON | Pont de claix | 1999 | 10.1 | 11.1 | 12.3 | 12.7 | 46.2 |
| 19 | HUET AMELIA | Tullins | 2002 | 10.6 | 12.4 | 11.6 | 11.5 | 46.1 |
| 20 | DALLA COSTA NINON | Belleville sur saone | 2004 | 11.1 | 12.3 | 11.0 | 11.6 | 46.0 |
| | MADINIER ABBYGAEEL | Belleville sur saone | 1998 | 10.9 | 12.9 | 11.8 | 10.4 | 46.0 |
| 22 | ANDELA EBELLA MYLENE | St Priest | 2004 | 11.0 | 10.9 | 11.9 | 11.9 | 45.7 |
| | JACQUINOT CAMILLE | Pont de Beauvoisin | 2005 | 10.7 | 12.2 | 10.6 | 12.2 | 45.7 |
| 24 | GOUL JOHANNA | St just st rambert | 1983 | 10.0 | 12.6 | 11.5 | 11.4 | 45.5 |
| | CURMI NOEMI | Vaugneray | 1997 | 10.9 | 11.3 | 11.5 | 11.8 | 45.5 |

| | | | | | | | | |
|----|---------------------|-----------------------|------|------|------|------|------|------|
| | MARICAL CHLOE | St Genis les Ollières | 1999 | 11.2 | 11.8 | 11.3 | 11.2 | 45.5 |
| 27 | PELLETIER PAULINE | St just st rambert | 1993 | 10.7 | 11.4 | 12.2 | 10.9 | 45.2 |
| 28 | DE LA FOATA FANNY | Anse | 2002 | 10.7 | 12.6 | 9.8 | 12.0 | 45.1 |
| 29 | MAURINES ROXANNE | Anse | 1998 | 10.7 | 10.8 | 12.1 | 11.3 | 44.9 |
| | BOROWIEC MAEVA | Pont de claix | 2001 | 10.6 | 11.8 | 10.9 | 11.6 | 44.9 |
| 31 | BERTHON LAURE | Brindas | 2003 | 10.9 | 11.1 | 10.6 | 12.2 | 44.8 |
| 32 | GALVIN KATHLEEN | Pont de claix | 1997 | 9.9 | 11.8 | 11.3 | 11.6 | 44.6 |
| 33 | DAVID JULIE | Domène | 2000 | 10.4 | 12.0 | 10.3 | 11.7 | 44.4 |
| | BANCHERI MEIJE | Tullins | 2002 | 10.6 | 10.4 | 11.3 | 12.1 | 44.4 |
| 35 | BRUNET TIFFANY | Belleville sur saone | 2004 | 10.6 | 11.4 | 12.1 | 10.1 | 44.2 |
| 36 | FABRE INES | Marcy charbonnières | 1999 | 10.7 | 9.2 | 11.7 | 12.3 | 43.9 |
| | BALVAY LUCILE | St Genis les Ollières | 1996 | 10.1 | 12.1 | 11.1 | 10.6 | 43.9 |
| 38 | CASTALDO LAURA | Vénissieux | 1998 | 9.7 | 10.1 | 12.2 | 11.6 | 43.6 |
| 39 | GUERY JUSTINE | St Priest | 1994 | 10.9 | 11.2 | 9.7 | 11.6 | 43.4 |
| | TROUILLETON FLORINE | Pont de Beauvoisin | 1997 | 10.0 | 11.6 | 10.6 | 11.2 | 43.4 |
| 41 | PRE CLAIRE | Vaugneray | 1988 | 10.4 | 11.0 | 10.2 | 11.3 | 42.9 |
| | ABGRALL LUISA | Pont de claix | 2003 | 9.9 | 10.8 | 10.8 | 11.4 | 42.9 |
| 43 | GUILLET NOA | Pont de Beauvoisin | 2004 | 10.6 | 11.9 | 8.6 | 11.7 | 42.8 |
| 44 | MEYNAND LALIE | Vénissieux | 1998 | 10.0 | 10.9 | 11.1 | 10.5 | 42.5 |
| | PELIN AURELIE | Givors | 1990 | 10.6 | 11.3 | 10.9 | 9.7 | 42.5 |
| 46 | PERRET CHLOE | Amplepuis | 1994 | 10.4 | 10.3 | 10.2 | 11.5 | 42.4 |
| 47 | MORI LENA | Tullins | 2000 | 10.7 | 11.6 | 11.2 | 8.7 | 42.2 |
| 48 | CARRET MATHILDE | Domène | 2000 | 9.8 | 10.0 | 11.0 | 11.2 | 42.0 |
| 49 | N GAGUE ANNE-LAURE | Amplepuis | 2002 | 9.0 | 10.8 | 11.5 | 10.5 | 41.8 |
| 50 | LAMBERT CASSANDRE | Brindas | 2000 | 9.7 | 11.9 | 8.7 | 10.9 | 41.2 |
| 51 | LAMBERT OLYMPE | Brindas | 1997 | 10.1 | 9.6 | 10.8 | 10.5 | 41.0 |
| 52 | LEFEVERE AUDE | Brindas | 2004 | 10.0 | 10.7 | 10.5 | 9.6 | 40.8 |
| 53 | MAZOYER CAMILLE | Tullins | 2003 | 9.8 | 10.2 | 10.3 | 10.4 | 40.7 |
| 54 | MAGGUILLI CLARA | Pont de claix | 2001 | 10.4 | 10.2 | 9.9 | 10.1 | 40.6 |
| 55 | DANGAS ELISE | Marcy charbonnières | 1995 | 10.6 | 6.9 | 11.0 | 12.0 | 40.5 |
| 56 | DUK CYRIELLE | Marcy charbonnières | 1995 | 10.0 | 9.4 | 10.4 | 10.1 | 39.9 |
| 57 | CAMPIONE TIFAINÉ | Tullins | 1999 | 8.4 | 11.6 | 9.2 | 10.3 | 39.5 |
| 58 | BONORA MIA | Domène | 2001 | 10.0 | 8.2 | 10.9 | 10.1 | 39.2 |
| 59 | FAY JULIE | Domène | 1999 | 9.8 | 8.0 | 9.4 | 11.3 | 38.5 |
| 60 | KAHOUL INES | Givors | 1995 | 9.6 | 10.2 | 7.6 | 9.7 | 37.1 |
| 61 | ALLALI SAFA | Givors | 2004 | 10.3 | 5.4 | 9.9 | 10.8 | 36.4 |
| 62 | BEGUELLEL INES | Givors | 1993 | 10.3 | 12.0 | 2.2 | 10.8 | 35.3 |
| 63 | RUFFEL FIONA | St Genis les Ollières | 2002 | 10.6 | 12.7 | 11.9 | 0.0 | 35.2 |
| 64 | BREHIN MARGAUX | Vaugneray | 1991 | 10.3 | 13.0 | 10.7 | 0.0 | 34.0 |
| 65 | DIAZ ESTELLE | St Priest | 1993 | 9.9 | 12.2 | 11.4 | 0.0 | 33.5 |
| 66 | PERRET CLEMENCE | Amplepuis | 1997 | 9.6 | 11.9 | 11.4 | 0.0 | 32.9 |
| 67 | LE ROUX MANON | Anse | 2003 | 10.1 | 0.0 | 10.5 | 11.4 | 32.0 |
| 68 | LEBRAS STEPHANIE | Vénissieux | 1995 | 10.2 | 11.6 | 8.6 | 0.0 | 30.4 |
| 69 | GIRAUD AGATHE | St just st rambert | 1984 | 0.0 | 10.9 | 0.0 | 0.0 | 10.9 |
| 70 | NOUIRI CYRINE | St Priest | 2001 | 0.0 | 0.0 | 0.0 | 0.0 | 0.0 |
| | VIRICEL MARION | St just st rambert | 1992 | 0.0 | 0.0 | 0.0 | 0.0 | 0.0 |
| | BOUSAHLA MYRIAM | Vénissieux | 2001 | 0.0 | 0.0 | 0.0 | 0.0 | 0.0 |
| | LASSALLE NINON | Belleville sur saone | 2003 | 0.0 | 0.0 | 0.0 | 0.0 | 0.0 |

2. FEMININ NIVEAU5 11-15 ans . SA_DA (B) (individuels)

2.1. Résultats par équipes

| | Equipe | Club |  |  |  |  | Total |
|----|-----------------------|--|--|---|---|---|-------|
| 1 | Anse | 69--Jeunesse ansoise | 43.7 | 45.3 | 43.8 | 46.0 | 178.8 |
| 2 | Cuisery | 69--ESPACE GYM CUISERY | 42.5 | 43.4 | 45.5 | 44.9 | 176.3 |
| 3 | Boen AL | 42--Amicale laiue de boen | 42.9 | 44.9 | 43.4 | 44.9 | 176.1 |
| 4 | St Genis les Ollières | 69--Entente St genoise | 43.3 | 41.6 | 44.3 | 45.0 | 174.2 |
| 5 | Brindas | 69--A.s.brindas | 42.9 | 41.8 | 42.6 | 44.6 | 171.9 |
| 6 | Jonage | 38--Jonage gymnastique | 42.9 | 41.0 | 42.2 | 45.2 | 171.3 |
| 7 | Vaugneray | 69--Union sportive de l'ouest lyonnais | 41.7 | 44.3 | 39.0 | 44.7 | 169.7 |
| 8 | Riorges | 42--Olympique riorges gymnastique | 42.0 | 41.1 | 40.3 | 43.3 | 166.7 |
| 9 | Savigny 2 | 69--A.s.c.savigny | 41.7 | 39.6 | 39.6 | 45.3 | 166.2 |
| 10 | Domène | 38--Etoile sportive doménoise | 41.2 | 37.3 | 40.1 | 44.6 | 163.2 |
| 11 | Vinay | 38--GYM CLUB DE VINAY | 41.2 | 37.5 | 42.5 | 41.6 | 162.8 |
| 12 | Montmelian | 73--Ecole gym sportive montmelian | 42.0 | 34.2 | 38.1 | 44.4 | 158.7 |





2.2. Résultats individuels

| | Gymnaste | Equipe | Annee |  |  |  |  | Total |
|----|------------------------------|-----------------------|-------|--|---|---|---|-------|
| 1 | MARTIN CLARICE | Anse | 2007 | 10.9 | 12.0 | 11.1 | 11.8 | 45.8 |
| 2 | DUGAIS LEA | Brindas | 2005 | 11.1 | 11.4 | 11.4 | 11.4 | 45.3 |
| 3 | TOULOUR LILOU | Vaugneray | 2006 | 11.2 | 11.5 | 10.8 | 11.7 | 45.2 |
| 4 | VAQUER AMBRINE | St Genis les Ollières | 2006 | 11.3 | 10.6 | 11.7 | 11.4 | 45.0 |
| 5 | BERNARD MARIE LOU | Cuisery | 2004 | 10.6 | 11.1 | 12.0 | 11.1 | 44.8 |
| 6 | DREYFUS EVA | Anse | 2007 | 10.7 | 10.8 | 11.6 | 11.4 | 44.5 |
| | MOREL LEA | St Genis les Ollières | 2007 | 10.6 | 11.1 | 11.5 | 11.3 | 44.5 |
| 8 | DESVEAUX-COLETTI CASSIE | Brindas | 2005 | 11.1 | 11.4 | 10.9 | 10.9 | 44.3 |
| | DE CONTENSON MAELLE | Cuisery | 2006 | 10.5 | 11.2 | 11.3 | 11.3 | 44.3 |
| 10 | DOUBLE JEANNE | St Genis les Ollières | 2006 | 10.8 | 11.5 | 10.4 | 11.4 | 44.1 |
| 11 | POCHON GABRIELLE | Boen AL | 2006 | 10.3 | 11.2 | 11.2 | 11.3 | 44.0 |
| | NASCIMIENTO DE SOUZA VANUBIA | Jonage | 2006 | 11.2 | 10.2 | 11.1 | 11.5 | 44.0 |
| 13 | VAILLOT ALYSSA | Cuisery | 2006 | 10.5 | 10.8 | 11.2 | 11.4 | 43.9 |
| 14 | PEREIRA CRISTIANA | Anse | 2007 | 11.1 | 11.0 | 10.5 | 11.2 | 43.8 |
| 15 | LEFERT LAURA | Anse | 2007 | 10.6 | 11.0 | 10.6 | 11.4 | 43.6 |
| | DEVILLELE MORGANE | Boen AL | 2004 | 10.8 | 11.4 | 10.0 | 11.4 | 43.6 |
| 17 | ARCHIMBAUD EMMA | Boen AL | 2005 | 10.8 | 11.3 | 10.4 | 11.0 | 43.5 |
| 18 | MARECHAL SARAH | Anse | 2007 | 11.0 | 10.6 | 10.3 | 11.4 | 43.3 |
| 19 | GUILLOT MARCHAND LENA | Boen AL | 2006 | 10.7 | 10.3 | 11.1 | 11.1 | 43.2 |
| | MORIN MADELEINE | Boen AL | 2006 | 10.6 | 11.0 | 10.5 | 11.1 | 43.2 |
| 21 | TOUIZRAR JENNA | Jonage | 2007 | 10.5 | 10.3 | 10.9 | 11.3 | 43.0 |
| 22 | ARIZTEGUI LOU ANNE | Cuisery | 2004 | 10.9 | 10.2 | 10.9 | 10.8 | 42.8 |
| 23 | BOUKHNOUCH SALMA | Jonage | 2006 | 10.7 | 9.9 | 10.5 | 11.5 | 42.6 |
| 24 | VERRAEEST MANON | Savigny 2 | 2006 | 10.4 | 11.4 | 9.5 | 11.2 | 42.5 |
| | LECCA LEONIE | Cuisery | 2004 | 10.2 | 10.3 | 11.0 | 11.0 | 42.5 |
| 26 | PLANCHET MAEVA | Riorges | 2005 | 10.7 | 9.2 | 11.5 | 11.0 | 42.4 |





| | | | | | | | | |
|----|------------------------|-----------------------|------|------|------|------|------|------|
| 27 | SENOT EMMY | Savigny 2 | 2005 | 10.1 | 9.5 | 11.1 | 11.5 | 42.2 |
| 28 | MONTANTEME THAIS | Anse | 2007 | 10.5 | 11.3 | 9.0 | 11.0 | 41.8 |
| 29 | AUCLAIR JADE | Riorges | 2006 | 10.4 | 11.2 | 9.5 | 10.6 | 41.7 |
| | ROCCHI LILY | Vinay | 2005 | 10.3 | 9.9 | 11.0 | 10.5 | 41.7 |
| 31 | ROUX EMMA | Montmelian | 2005 | 10.4 | 9.5 | 10.2 | 11.5 | 41.6 |
| 32 | MOKKEDEM SALOME | Riorges | 2005 | 10.5 | 9.8 | 10.0 | 11.0 | 41.3 |
| 33 | VENIN LECRE ELYA | Domène | 2006 | 10.3 | 8.7 | 10.8 | 11.4 | 41.2 |
| | SERVOUZE CLARA | Vaugneray | 2007 | 10.6 | 10.7 | 8.9 | 11.0 | 41.2 |
| | VARRY LILOU | Vaugneray | 2004 | 10.3 | 11.2 | 8.8 | 10.9 | 41.2 |
| 36 | BRIGNONE LOU ANN | Boen AL | 2005 | 9.9 | 9.6 | 10.6 | 10.9 | 41.0 |
| | LE ROULIER MELAINE | Domène | 2005 | 10.0 | 11.0 | 9.7 | 10.3 | 41.0 |
| 38 | DUC JACQUET FLORINE | Domène | 2007 | 10.5 | 9.6 | 9.3 | 11.4 | 40.8 |
| | BOUCHARD CLOTILDE | Brindas | 2005 | 10.4 | 10.4 | 9.1 | 10.9 | 40.8 |
| | VAIRET CANDICE | Cuisery | 2007 | 10.3 | 10.0 | 9.4 | 11.1 | 40.8 |
| 41 | REVIL LEA | Jonage | 2005 | 10.5 | 10.0 | 9.5 | 10.7 | 40.7 |
| | GIPON ALYSSIA | Riorges | 2005 | 10.4 | 10.5 | 9.1 | 10.7 | 40.7 |
| 43 | FERREIRA MELANIE | Jonage | 2006 | 9.9 | 10.0 | 9.7 | 10.9 | 40.5 |
| 44 | GUILLET EMMIE | Vinay | 2007 | 10.2 | 9.2 | 10.1 | 10.9 | 40.4 |
| 45 | LEGRAIN LUNA | Savigny 2 | 2004 | 10.4 | 10.0 | 8.9 | 10.8 | 40.1 |
| 46 | GOMEZ-NICOLAS ANGELINA | Savigny 2 | 2007 | 10.6 | 8.7 | 9.5 | 11.2 | 40.0 |
| 47 | RUYNAT LILOU | Domène | 2006 | 10.4 | 7.7 | 10.3 | 11.1 | 39.5 |
| | BERTHIER MAELYNE | Savigny 2 | 2007 | 10.3 | 8.3 | 9.5 | 11.4 | 39.5 |
| 49 | SAINT PAUL BEAL LILIA | Brindas | 2006 | 10.3 | 8.6 | 9.9 | 10.6 | 39.4 |
| 50 | DUCRIN MARGAUX | Vinay | 2006 | 10.5 | 8.7 | 9.4 | 10.7 | 39.3 |
| | DUVAL INÈS | Montmelian | 2006 | 10.2 | 8.6 | 9.7 | 10.8 | 39.3 |
| 52 | MARTINEZ LEA | Brindas | 2005 | 10.0 | 7.2 | 10.4 | 11.4 | 39.0 |
| 53 | ALLARD NODOKA | Montmelian | 2004 | 10.7 | 8.0 | 8.8 | 11.4 | 38.9 |
| 54 | MOSNIER MAYLINE | Riorges | 2005 | 10.1 | 9.6 | 9.3 | 9.8 | 38.8 |
| | DUPEUX CAMILLE | Vinay | 2005 | 9.6 | 9.7 | 10.8 | 8.7 | 38.8 |
| 56 | DJENDOUBI FERIEL | Jonage | 2004 | 10.1 | 10.5 | 7.3 | 10.8 | 38.7 |
| | SAGE THEIA-KINA | St Genis les Ollières | 2006 | 10.3 | 6.8 | 10.7 | 10.9 | 38.7 |
| 58 | DENNIEL CAMILLE | Vinay | 2006 | 10.2 | 8.2 | 10.6 | 9.2 | 38.2 |
| 59 | GANTELET LOLA | Montmelian | 2006 | 10.6 | 8.1 | 8.6 | 10.7 | 38.0 |
| 60 | PARUSCIO RAVET ZELIE | Domène | 2006 | 10.0 | 8.0 | 9.0 | 10.7 | 37.7 |
| 61 | PEVET LOU ANN | Vinay | 2005 | 9.7 | 8.7 | 9.6 | 9.5 | 37.5 |
| 62 | GAMET CLARA | Riorges | 2006 | 9.9 | 7.8 | 8.8 | 10.3 | 36.8 |
| 63 | GARDE ROMANE | Domène | 2004 | 9.9 | 7.1 | 9.1 | 10.6 | 36.7 |
| 64 | MULLER MARGOT | St Genis les Ollières | 2005 | 10.6 | 6.4 | 9.2 | 9.8 | 36.0 |
| 65 | IHLER ELORA | Montmelian | 2004 | 9.0 | 7.6 | 8.9 | 10.2 | 35.7 |
| 66 | LABOURDETTE CELIA | Montmelian | 2003 | 10.3 | 5.8 | 9.3 | 10.1 | 35.5 |
| 67 | RIBON CAPUCINE | Vaugneray | 2004 | 9.6 | 10.9 | 10.2 | 0.0 | 30.7 |
| 68 | GONIN VICTORIA | Vaugneray | 2005 | 0.0 | 7.6 | 9.1 | 11.1 | 27.8 |
| 69 | RENIER SALOME | St Genis les Ollières | 2004 | 0.0 | 8.4 | 8.2 | 10.2 | 26.8 |
| 70 | ROCHIGNEUX ALYSSIA | Brindas | 2006 | 0.0 | 0.0 | 0.0 | 0.0 | 0.0 |

3. FEMININ NIVEAU3 9-14 ans . SA_DA (individuels)

3.1. Résultats par équipes

| | Equipe | Club |  |  |  |  | Total |
|---|--------|------------------------------|--|---|---|---|-------|
| 1 | Irigny | 69--Amicale laique irigny | 32.7 | 38.5 | 36.1 | 37.1 | 144.4 |

3.2. Résultats individuels

| | Gymnaste | Equipe | Annee |  |  |  |  | Total |
|---|----------------|--------|-------|--|---|---|---|-------|
| 1 | MOREL ALYSSA | Irigny | 2008 | 11.3 | 12.9 | 12.3 | 12.6 | 49.1 |
| 2 | KIM HAK NOA | Irigny | 2008 | 9.7 | 12.4 | 12.4 | 12.3 | 46.8 |
| | LALARME SOLENE | Irigny | 2008 | 10.9 | 12.3 | 11.4 | 12.2 | 46.8 |
| 4 | YAPO AYA | Irigny | 2006 | 9.8 | 13.2 | 11.1 | 11.8 | 45.9 |
| 5 | BOSSARD LUCILE | Irigny | 2005 | 10.5 | 12.3 | 10.7 | 10.5 | 44.0 |

Résultats de la compétition
REGIONAL FILIERE NATIONALE et filière jeunes
IRIGNY-SAINT GENIS LES OLLIERES
23 ET 24 MARS 2019

1. MASCULIN NIVEAU4 11-18 ans . SA_DA (individuels)

1.1. Résultats par équipes

| | Equipe | Club | | | | | | | Total |
|----|-------------------|--------------------------------------|------|------|------|------|------|------|-------|
| 1 | Brindas | 69--A.s.brindas | 36.5 | 29.9 | 36.5 | 34.9 | 37.8 | 32.0 | 207.6 |
| 2 | Pont de claix | 38--Pont de claix amicale gymnique | 34.4 | 30.7 | 35.3 | 32.4 | 37.2 | 28.5 | 198.5 |
| 3 | Roanne ALRG 1 | 42--Amicale laïque de roanne garçons | 35.4 | 34.1 | 33.3 | 32.0 | 38.1 | 24.0 | 196.9 |
| 4 | Rhodia club | 38--Rhodia-Club Gymnastique | 31.4 | 30.2 | 34.2 | 31.5 | 37.5 | 29.7 | 194.5 |
| 5 | Domène | 38--Etoile sportive doménoise | 32.5 | 25.6 | 29.8 | 31.3 | 34.7 | 28.6 | 182.5 |
| 6 | Charlieu | 42--Amicale laïque charlieu | 34.7 | 27.7 | 27.2 | 33.0 | 33.4 | 26.2 | 182.2 |
| 7 | Jonage 1 | 38--Jonage gymnastique | 29.8 | 28.8 | 31.2 | 31.7 | 33.8 | 26.0 | 181.3 |
| 8 | Jonage 2 | 38--Jonage gymnastique | 30.0 | 29.3 | 29.3 | 30.8 | 33.6 | 27.1 | 180.1 |
| 9 | Bourg de Thizy | 69--Enfants de la trambouze | 23.2 | 34.2 | 34.9 | 20.6 | 36.3 | 27.7 | 176.9 |
| 10 | Roanne ALRG 2 | 42--Amicale laïque de roanne garçons | 29.5 | 27.4 | 24.3 | 29.5 | 34.4 | 24.8 | 169.9 |
| 11 | Savigny | 69--A.s.c.savigny | 26.7 | 26.8 | 26.8 | 31.6 | 32.3 | 23.8 | 168.0 |
| 12 | Ambérieu en bugey | 1--Ambérieu en Bugey | 0.0 | 0.0 | 0.0 | 0.0 | 0.0 | 0.0 | 0.0 |

1.2. Résultats individuels

| | Gymnaste | Equipe | Annee | | | | | | | Total |
|----|-------------------------|--------------------------------------|-------|------|------|------|------|------|------|-------|
| 1 | COLOMBIN HUGUES | Brindas | 2004 | 12.1 | 8.7 | 12.2 | 12.2 | 12.9 | 12.1 | 70.2 |
| 2 | MURARD IDRISSE | Charlieu | 2004 | 12.3 | 10.6 | 12.0 | 11.9 | 12.3 | 10.7 | 69.8 |
| 3 | GENUIT MATHIS | Roanne ALRG 1 | 2002 | 12.2 | 11.4 | 11.9 | 10.7 | 12.8 | 9.7 | 68.7 |
| 4 | VILLETTELLE MATTEO | Bourg de Thizy | 2004 | 12.1 | 11.5 | 11.7 | 10.5 | 12.5 | 10.3 | 68.6 |
| 5 | DELCASSOU LILIAN | Rhodia club | 2000 | 10.0 | 10.0 | 12.0 | 10.8 | 12.8 | 11.3 | 66.9 |
| | DEMOLIERE LEO | Brindas | 2002 | 12.2 | 10.0 | 11.9 | 10.7 | 12.3 | 9.8 | 66.9 |
| 7 | SAN JOSE ETHAN | Pont de claix | 2003 | 10.5 | 10.2 | 12.1 | 10.9 | 13.0 | 10.1 | 66.8 |
| 8 | MARION SERGUEI | Pont de claix | 2004 | 11.5 | 10.3 | 11.5 | 10.8 | 12.3 | 9.5 | 65.9 |
| 9 | GROS BAPTISTE | Pont de claix | 2001 | 12.4 | 10.2 | 11.7 | 10.7 | 11.8 | 8.9 | 65.7 |
| 10 | MARCON MATHEO | Rhodia club | 2004 | 10.6 | 10.3 | 11.6 | 10.0 | 12.8 | 9.9 | 65.2 |
| 11 | OLIVE MARIO * | Pont de Beauvoisin 1 (indiv) (indiv) | 2002 | 12.3 | 10.1 | 10.2 | 11.0 | 12.9 | 7.6 | 64.1 |
| 12 | PRIME MATTEO | Brindas | 2002 | 12.2 | 7.5 | 12.4 | 10.7 | 10.6 | 10.1 | 63.5 |
| 13 | BISSUEL GAETAN | Roanne ALRG 1 | 2005 | 11.6 | 11.6 | 10.7 | 10.7 | 12.6 | 5.7 | 62.9 |
| 14 | ALLOGNET LUCAS | Savigny | 2000 | 11.5 | 8.5 | 10.9 | 10.6 | 11.4 | 9.2 | 62.1 |
| 15 | GOURDON ANTOINE | Jonage 2 | 2003 | 10.0 | 10.8 | 9.8 | 9.9 | 11.7 | 9.0 | 61.2 |
| | TRAVARD JULES ALEXANDRE | Roanne ALRG 1 | 2004 | 9.8 | 11.1 | 10.0 | 10.6 | 12.3 | 7.4 | 61.2 |
| 17 | LAPALUS LORIS | Jonage 1 | 2006 | 11.2 | 9.3 | 10.1 | 10.5 | 11.7 | 8.1 | 60.9 |
| 18 | CHESNAY MATHIS | Pont de claix | 2004 | 10.5 | 9.8 | 11.4 | 10.6 | 11.9 | 6.6 | 60.8 |
| | BERLAND BASTIEN | Charlieu | 2000 | 11.1 | 8.0 | 11.2 | 10.6 | 12.0 | 7.9 | 60.8 |
| | ARNAUD RENAN | Bourg de Thizy | 2003 | 11.1 | 10.0 | 11.4 | 10.1 | 11.0 | 7.2 | 60.8 |
| 21 | BOURDON ARTHUR | Jonage 2 | 2003 | 10.6 | 6.9 | 11.7 | 10.6 | 11.4 | 9.5 | 60.7 |
| 22 | ROCHE THOMAS | Roanne ALRG 1 | 2005 | 11.6 | 7.4 | 10.7 | 10.5 | 12.7 | 6.9 | 59.8 |
| 23 | FANTAUZZI THOMAS | Jonage 1 | 2007 | 8.5 | 8.8 | 11.6 | 10.5 | 10.9 | 9.3 | 59.6 |
| | SIMONI DARMET HUGO | Roanne ALRG 2 | 2004 | 10.3 | 10.0 | 9.1 | 10.2 | 11.0 | 9.0 | 59.6 |
| 25 | JEANJEAN BRUNO | Domène | 2006 | 11.0 | 7.8 | 10.2 | 10.4 | 11.3 | 8.6 | 59.3 |
| 26 | AFANASSIEFF LEO | Rhodia club | 2007 | 10.5 | 7.4 | 10.6 | 10.2 | 11.9 | 8.5 | 59.1 |
| 27 | CARRET SYLVAIN | Domène | 2004 | 10.6 | 6.4 | 10.3 | 10.5 | 11.5 | 9.3 | 58.6 |

| | | | | | | | | | | |
|----|--------------------------------|------------------------------|------|------|------|------|------|------|------|------|
| 28 | GESQUIERE THOMAS | Jonage 1 | 2007 | 10.1 | 9.1 | 8.8 | 10.6 | 11.2 | 8.4 | 58.2 |
| 29 | NAUJAC JOHAN | Savigny | 2004 | 8.5 | 9.1 | 10.2 | 10.5 | 11.0 | 7.9 | 57.2 |
| 30 | SOFFIETTI FLORIAN | Domène | 2004 | 9.1 | 6.8 | 7.6 | 10.3 | 11.9 | 10.7 | 56.4 |
| 31 | CHOGNOT ELIOTT | Jonage 2 | 2004 | 9.4 | 9.6 | 7.8 | 10.3 | 10.5 | 8.6 | 56.2 |
| | BOYER NOAH | Roanne ALRG 2 | 2005 | 10.3 | 7.7 | 7.3 | 10.1 | 12.3 | 8.5 | 56.2 |
| 33 | DOKOUTCHAEF CROUZET GRICHKA | Rhodia club | 2007 | 10.3 | 9.9 | 6.1 | 10.5 | 11.0 | 6.5 | 54.3 |
| 34 | FERRY AXEL | Roanne ALRG 2 | 2004 | 8.9 | 9.7 | 7.9 | 9.2 | 11.1 | 7.3 | 54.1 |
| 35 | SOFFIETTI CORENTIN | Domène | 2007 | 10.9 | 8.8 | 7.6 | 10.4 | 11.2 | 4.8 | 53.7 |
| 36 | DUBARLE GAETAN | Domène | 2005 | 10.4 | 9.0 | 9.3 | 10.0 | 6.2 | 8.1 | 53.0 |
| 37 | MORIN CYRIL | Charlieu | 2006 | 11.3 | 9.1 | 3.8 | 10.5 | 9.1 | 7.6 | 51.4 |
| 38 | BOUTONNIER SIMON | Pont de claix | 2006 | 9.7 | 7.2 | 7.5 | 10.5 | 10.3 | 6.1 | 51.3 |
| 39 | SAULNIER KYLIAN | Jonage 1 | 2006 | 0.0 | 10.4 | 9.5 | 10.6 | 10.6 | 8.3 | 49.4 |
| 40 | SOUBEYRAND MATHIS | Savigny | 2005 | 6.7 | 9.2 | 5.2 | 9.4 | 9.9 | 6.7 | 47.1 |
| 41 | JOUANNADE LUCAS | Bourg de Thizy | 2005 | 0.0 | 11.5 | 11.8 | 0.0 | 12.8 | 9.0 | 45.1 |
| 42 | NEUVILLE PIERRE | Brindas | 2003 | 0.0 | 11.2 | 9.1 | 0.0 | 12.6 | 8.4 | 41.3 |
| 43 | QUATTROCCHI LUCA | Savigny | 2004 | 5.7 | 4.9 | 5.7 | 10.5 | 8.8 | 3.3 | 38.9 |
| 44 | SIMEONE MATTEO | Charlieu | 2004 | 2.1 | 3.6 | 4.0 | 9.1 | 4.6 | 2.9 | 26.3 |
| 45 | LEMOINE LUCAS | Jonage 2 | 2006 | 0.0 | 8.9 | 7.8 | 0.0 | 6.6 | 2.2 | 25.5 |
| 46 | FARDEAU BASTIEN | Brindas | 2004 | 11.6 | 0.0 | 0.0 | 12.0 | 0.0 | 0.0 | 23.6 |
| 47 | GROUSELLE TOM | Bourg de Thizy | 2004 | 0.0 | 11.2 | 0.0 | 0.0 | 0.0 | 8.4 | 19.6 |
| 48 | TOUBAS ANTOINE | Jonage 1 | 2006 | 0.0 | 0.0 | 0.0 | 0.0 | 0.0 | 0.0 | 0.0 |
| | CASCALES ADRIEN | Jonage 2 | 2000 | 0.0 | 0.0 | 0.0 | 0.0 | 0.0 | 0.0 | 0.0 |
| | POYET MATHIS * | Brindas 1 (indiv) (indiv) | 2003 | 0.0 | 0.0 | 0.0 | 0.0 | 0.0 | 0.0 | 0.0 |
| | BUJADOUX HENRI | Savigny | 2003 | 0.0 | 0.0 | 0.0 | 0.0 | 0.0 | 0.0 | 0.0 |
| | BERNARD MAXIME | Ambérieu en bugéy | 2004 | 0.0 | 0.0 | 0.0 | 0.0 | 0.0 | 0.0 | 0.0 |
| | BERNARD SACHA | Ambérieu en bugéy | 2005 | 0.0 | 0.0 | 0.0 | 0.0 | 0.0 | 0.0 | 0.0 |
| | CANIVET MATHIEU | Ambérieu en bugéy | 2004 | 0.0 | 0.0 | 0.0 | 0.0 | 0.0 | 0.0 | 0.0 |
| | GIANNINI JONATHAN | Ambérieu en bugéy | 2003 | 0.0 | 0.0 | 0.0 | 0.0 | 0.0 | 0.0 | 0.0 |
| | ROUSSET RENQUERCH GASPARD | Ambérieu en bugéy | 2005 | 0.0 | 0.0 | 0.0 | 0.0 | 0.0 | 0.0 | 0.0 |

2. MASCULIN NIVEAU5 11 + . SA_DA (individuels)

2.1. Résultats par équipes

| | Equipe | Club | | | | | | | Total |
|---|------------------------|--|------|------|------|------|------|------|-------|
| 1 | Crolles | 38--Gym et rythme crolles | 44.4 | 39.6 | 41.3 | 41.2 | 44.9 | 43.6 | 255.0 |
| 2 | Brindas | 69--A.s.brindas | 42.8 | 37.3 | 38.7 | 43.5 | 45.6 | 39.4 | 247.3 |
| 3 | Villefranche sur saone | 69--Union Gymnique Villefranche | 40.9 | 39.6 | 40.8 | 40.8 | 42.4 | 39.0 | 243.5 |
| 4 | Tullins | 38--La Vaillante de Tullins | 41.0 | 39.4 | 38.2 | 40.3 | 43.0 | 38.0 | 239.9 |
| 5 | Vaugneray | 69--Union sportive de l'ouest lyonnais | 39.6 | 34.6 | 38.3 | 42.4 | 42.1 | 40.4 | 237.4 |
| 6 | St just st rambert | 42--Fjep st-just st-rambert | 42.3 | 37.6 | 37.7 | 41.2 | 39.8 | 34.4 | 233.0 |







2.2. Résultats individuels

| | Gymnaste | Equipe | Annee | | | | | | | Total |
|----|-------------------|------------------------|-------|------|------|------|------|------|------|-------|
| 1 | MARTINET LUCA | Crolles | 2007 | 11.5 | 10.4 | 10.3 | 10.0 | 10.9 | 10.9 | 64.0 |
| 2 | GUILLOT MATISSE | Brindas | 2005 | 11.3 | 9.2 | 9.9 | 11.0 | 11.6 | 10.9 | 63.9 |
| 3 | VANGVIRACHITH ZAO | Crolles | 2007 | 10.0 | 9.7 | 10.6 | 10.2 | 11.7 | 11.2 | 63.4 |
| 4 | COMANDONE MATTEO | Crolles | 2007 | 11.4 | 9.8 | 10.2 | 10.6 | 10.7 | 10.6 | 63.3 |
| 5 | CHANOIS MELVYNE | Crolles | 2003 | 10.9 | 9.7 | 10.2 | 10.3 | 11.1 | 10.9 | 63.1 |
| 6 | COMTE CELIAN | Villefranche sur saone | 2005 | 10.9 | 9.9 | 10.5 | 10.6 | 10.9 | 9.8 | 62.6 |
| 7 | VIAL ALBAN | Villefranche sur saone | 2005 | 10.7 | 10.1 | 10.7 | 10.2 | 10.3 | 10.4 | 62.4 |
| 8 | PRADIER CORENTIN | St just st rambert | 2005 | 11.2 | 9.7 | 11.0 | 9.3 | 11.3 | 9.7 | 62.2 |
| | PIEGAY ANTONY | Brindas | 2006 | 11.4 | 10.1 | 9.9 | 10.6 | 11.4 | 8.8 | 62.2 |
| 10 | PICHON THIBAUT | Tullins | 1999 | 10.4 | 10.1 | 10.1 | 10.7 | 10.5 | 10.2 | 62.0 |
| 11 | SIMO VALENTIN | Vaugneray | 2004 | 9.8 | 9.2 | 10.0 | 10.7 | 10.9 | 10.4 | 61.0 |
| | THAI MARTIN | Tullins | 2004 | 10.5 | 9.3 | 10.1 | 10.3 | 11.1 | 9.7 | 61.0 |
| | PIOT NATHAN | Brindas | 2004 | 10.2 | 8.4 | 10.1 | 10.8 | 10.9 | 10.6 | 61.0 |
| 14 | HERNANDEZ RAPHAËL | Vaugneray | 2004 | 10.4 | 9.1 | 9.6 | 10.6 | 11.0 | 10.2 | 60.9 |
| 15 | MAZIN YAEL | Tullins | 2002 | 10.9 | 9.9 | 9.5 | 10.3 | 10.4 | 9.5 | 60.5 |
| 16 | CHARROIN YVAN | St just st rambert | 2006 | 10.6 | 10.0 | 9.3 | 10.7 | 9.8 | 9.9 | 60.3 |
| 17 | JARZAC KAIS | Crolles | 2006 | 10.6 | 9.4 | 8.9 | 9.3 | 11.2 | 10.3 | 59.7 |
| 18 | BADOIL ROMAIN | Brindas | 2006 | 9.9 | 9.6 | 8.6 | 10.8 | 11.5 | 8.7 | 59.1 |
| 19 | SIMO AYMERIC | Vaugneray | 2004 | 9.9 | 8.7 | 9.8 | 10.4 | 9.9 | 10.0 | 58.7 |
| 20 | KILLIAN | Crolles | 2006 | 10.4 | 9.3 | 10.2 | 10.1 | 10.4 | 8.0 | 58.4 |
| 21 | VIAL SACHA | Villefranche sur saone | 2005 | 9.0 | 9.7 | 9.9 | 10.0 | 10.5 | 9.2 | 58.3 |
| 22 | VINCENT YANN | Villefranche sur saone | 2005 | 9.6 | 9.9 | 8.8 | 9.5 | 10.7 | 9.6 | 58.1 |
| 23 | DUPORT MATHIS | St just st rambert | 2005 | 10.8 | 9.5 | 9.2 | 10.6 | 8.8 | 8.3 | 57.2 |
| 24 | WALLACE NOAH | Brindas | 2006 | 9.4 | 7.7 | 8.8 | 10.9 | 11.1 | 9.1 | 57.0 |
| 25 | BORDET DIEGO | Vaugneray | 2007 | 9.3 | 7.6 | 8.9 | 10.7 | 10.3 | 9.8 | 56.6 |
| 26 | MARZE LUCIEN | Villefranche sur saone | 2004 | 9.7 | 8.4 | 9.7 | 9.6 | 9.7 | 9.1 | 56.2 |
| 27 | ZADRA NINO | St just st rambert | 2006 | 9.7 | 8.4 | 8.2 | 10.6 | 9.9 | 6.5 | 53.3 |
| 28 | GRIMAUD CLEMENT | Villefranche sur saone | 2005 | 7.8 | 7.9 | 8.7 | 10.0 | 9.9 | 8.6 | 52.9 |
| 29 | BONNET ARTHUR | Vaugneray | 2007 | 9.5 | 7.4 | 7.8 | 10.4 | 7.9 | 7.9 | 50.9 |
| 30 | REYNIER NOE | Tullins | 2002 | 9.2 | 10.1 | 0.0 | 9.0 | 11.0 | 0.0 | 39.3 |







| | | | | | | | | | | |
|----|--------------|-----------|------|-----|-----|-----|-----|------|-----|------|
| 31 | DUBUS YOEN | Tullins | 2003 | 0.0 | 9.3 | 8.5 | 0.0 | 10.2 | 8.6 | 36.6 |
| 32 | DELORME EVAN | Vaugneray | 2007 | 0.0 | 0.0 | 0.0 | 0.0 | 0.0 | 0.0 | 0.0 |

3. MASCULIN NIVEAU2 11 + . SA_DA (individuels)

3.1. Résultats par équipes







| | Equipe | Club |  |  |  |  |  |  | Total |
|---|--------------------|--------------------------------|---|---|---|---|---|---|-------|
| 1 | Rhodia club | 38--Rhodia-Club Gymnastique | 36.8 | 32.4 | 35.8 | 36.3 | 38.0 | 35.9 | 215.2 |
| 2 | Ambérieu en bugey | 1--Ambérieu en Bugey | 37.3 | 27.7 | 35.8 | 37.1 | 33.5 | 34.3 | 205.7 |
| 3 | Pont de Beauvoisin | 38--La Sentinelle | 36.0 | 28.0 | 36.0 | 36.1 | 32.7 | 33.2 | 202.0 |

3.2. Résultats individuels







| | Gymnaste | Equipe | Année |  |  |  |  |  |  | Total |
|----|-------------------------|--------------------|-------|---|--|---|---|---|---|-------|
| 1 | QUIBLIER FRANCOIS | Rhodia club | 1993 | 13.3 | 13.2 | 13.3 | 12.6 | 14.0 | 13.1 | 79.5 |
| 2 | DE SIMONE BAPTISTE | Ambérieu en bugey | 1995 | 13.7 | 10.2 | 11.7 | 13.0 | 11.6 | 13.4 | 73.6 |
| 3 | LEVICONTE EVANN | Pont de Beauvoisin | 2002 | 13.9 | 11.2 | 13.2 | 12.4 | 10.8 | 10.3 | 71.8 |
| 4 | AFANASSIEFF TITOUAN | Rhodia club | 2002 | 11.9 | 10.0 | 10.6 | 12.3 | 12.7 | 10.9 | 68.4 |
| 5 | AFANASSIEFF AXEL | Rhodia club | 2000 | 11.6 | 9.2 | 11.9 | 11.4 | 11.3 | 11.9 | 67.3 |
| 6 | LEREDOTTE RAPHAEL | Pont de Beauvoisin | 2001 | 11.2 | 9.0 | 11.9 | 11.4 | 10.6 | 12.9 | 67.0 |
| 7 | BIMMEL LUC | Pont de Beauvoisin | 1998 | 10.9 | 7.7 | 10.9 | 12.3 | 9.2 | 10.0 | 61.0 |
| 8 | CAVALLINI ADRIEN | Ambérieu en bugey | 2003 | 12.8 | 6.4 | 12.7 | 12.7 | 7.4 | 8.9 | 60.9 |
| 9 | GONCALVES RAPHAEL | Ambérieu en bugey | 1992 | 10.3 | 5.4 | 8.1 | 11.4 | 11.4 | 9.4 | 56.0 |
| 10 | LAURIOL CORENTIN | Rhodia club | 2002 | 5.9 | 7.8 | 7.8 | 10.5 | 6.7 | 5.5 | 44.2 |
| 11 | ZAMBON CYRIL | Ambérieu en bugey | 1990 | 10.8 | 0.0 | 0.0 | 10.6 | 7.1 | 11.5 | 40.0 |
| 12 | TEMPELAERE GUILLAUME | Ambérieu en bugey | 1984 | 0.0 | 11.1 | 11.4 | 0.0 | 10.5 | 0.0 | 33.0 |
| 13 | CHOIRAT REMI | Pont de Beauvoisin | 1999 | 0.0 | 7.8 | 0.0 | 0.0 | 11.3 | 0.0 | 19.1 |
| 14 | PEREZ KEVIN | Rhodia club | 1994 | 0.0 | 0.0 | 0.0 | 0.0 | 0.0 | 0.0 | 0.0 |
| | CHESNAIS LOAN | Pont de Beauvoisin | 2002 | 0.0 | 0.0 | 0.0 | 0.0 | 0.0 | 0.0 | 0.0 |

4. MASCULIN NIVEAU4 11 + . SA_DA (individuels)

4.1. Résultats par équipes







| | Equipe | Club |  |  |  |  |  |  | Total |
|---|-----------|---------------------------------------|---|---|--|---|---|---|-------|
| 1 | Tullins | 38--La Vaillante de Tullins | 36.8 | 22.6 | 22.1 | 33.9 | 34.9 | 30.1 | 180.4 |
| 2 | St Priest | 69--Gymnique association saint priest | 23.2 | 22.4 | 23.7 | 21.2 | 24.2 | 23.6 | 138.3 |

4.2. Résultats individuels







| | Gymnaste | Equipe | Année |  |  |  |  |  |  | Total |
|---|--------------------|-----------|-------|---|--|---|---|---|---|-------|
| 1 | PILLONETTO PIERRE | St Priest | 2003 | 12.7 | 11.9 | 12.0 | 10.6 | 11.8 | 12.4 | 71.4 |
| 2 | PRADEL ROBIN | Tullins | 1996 | 12.2 | 11.6 | 11.9 | 11.0 | 11.8 | 11.0 | 69.5 |
| 3 | CONFORT CHRISTOPHE | St Priest | 1976 | 10.5 | 10.5 | 11.7 | 10.6 | 12.4 | 11.2 | 66.9 |
| 4 | JAMONAC MATHIAS | Tullins | 1996 | 12.0 | 11.0 | 10.2 | 11.8 | 11.6 | 8.0 | 64.6 |
| 5 | GIRY LUCAS | Tullins | 2000 | 12.6 | 0.0 | 0.0 | 11.1 | 11.5 | 11.1 | 46.3 |
| 6 | BOUVIER MATHIEU | St Priest | 2002 | 0.0 | 0.0 | 0.0 | 0.0 | 0.0 | 0.0 | 0.0 |
| | D ARGENTRE BASTIEN | St Priest | 2003 | 0.0 | 0.0 | 0.0 | 0.0 | 0.0 | 0.0 | 0.0 |
| | BAJAT MATHIS | Tullins | 2000 | 0.0 | 0.0 | 0.0 | 0.0 | 0.0 | 0.0 | 0.0 |

5. MASCULIN NIVEAU3 11-18 ans . SA_DA (individuels)

5.1. Résultats par équipes





| | Equipe | Club |  |  |  |  |  |  | Total |
|---|-----------|--------------------------------------|---|---|--|---|---|---|-------|
| 1 | Riorges 1 | 42--Olympique riorges gymnastique | 36.1 | 27.9 | 33.5 | 36.4 | 34.9 | 31.0 | 199.8 |
| 2 | Crolles | 38--Gym et rythme crolles | 38.4 | 19.6 | 29.0 | 36.3 | 31.5 | 30.2 | 185.0 |

5.2. Résultats individuels







| | Gymnaste | Equipe | Anne e |  |  |  |  |  |  | Total |
|----|-------------------|------------------------------|-----------|---|--|---|---|---|---|-------|
| 1 | CLARET HUGO | Crolles | 2002 | 12.8 | 10.4 | 9.4 | 11.7 | 12.6 | 11.6 | 68.5 |
| 2 | ARGAUD MATTHIEU | Riorges 1 | 2002 | 11.1 | 9.7 | 11.1 | 12.5 | 11.8 | 10.4 | 66.6 |
| 3 | NERI REYTCY | Riorges 1 | 2004 | 12.2 | 3.9 | 11.2 | 12.1 | 12.1 | 10.3 | 61.8 |
| 4 | BICARD EDDIE | Riorges 1 | 2000 | 12.5 | 7.0 | 11.2 | 10.4 | 11.0 | 8.4 | 60.5 |
| 5 | BLANCHET JULIAN | Riorges 1 | 2003 | 11.4 | 8.9 | 7.3 | 11.2 | 10.6 | 10.3 | 59.7 |
| 6 | BAGA LUDOVIC | Crolles | 2003 | 12.9 | 7.3 | 10.1 | 12.4 | 8.0 | 8.3 | 59.0 |
| 7 | OLLIERIC MATTHIS | Crolles | 2003 | 12.7 | 1.9 | 9.5 | 12.2 | 10.9 | 10.3 | 57.5 |
| 8 | CONSTANT VICTOR * | Riorges 2 (indiv) (indiv) | 2002 | 10.8 | 7.2 | 8.3 | 11.0 | 10.6 | 5.8 | 53.7 |
| 9 | BRUYERE ROBIN | Riorges 1 | 2002 | 4.7 | 9.3 | 8.1 | 11.8 | 10.7 | 7.0 | 51.6 |
| 10 | DURAND CLEMENT * | ROUSSILLON | 2001 | 13.1 | 4.9 | 3.9 | 11.0 | 10.5 | 7.5 | 50.9 |

6. MASCULIN NIVEAU3 11 + . SA_DA (individuels)

6.1. Résultats par équipes

| | Equipe | Club |  |  |  |  |  |  | Total |
|---|-----------------------|-------------------------------|---|---|--|---|---|---|-------|
| 1 | Amplepuis | 69--La fraternelle | 37.8 | 36.1 | 37.4 | 38.4 | 37.4 | 37.5 | 224.6 |
| 2 | St Genis les Ollières | 69--Entente St genoise | 36.5 | 33.4 | 33.2 | 35.0 | 35.1 | 33.1 | 206.3 |
| 3 | Bourg de Thizy | 69--Enfants de la trambouze | 31.1 | 30.1 | 33.3 | 32.6 | 32.3 | 27.3 | 186.7 |
| 4 | Givors | 69--Independante givors | 35.1 | 21.9 | 28.0 | 33.9 | 34.8 | 22.2 | 175.9 |
| 5 | Domène | 38--Etoile sportive doménoise | 33.2 | 22.4 | 25.2 | 33.0 | 32.5 | 22.7 | 169.0 |

6.2. Résultats individuels







| | Gymnaste | Equipe | Année |  |  |  |  |  |  | Total |
|----|---------------------|-----------------------|-------|---|--|---|---|---|---|-------|
| 1 | DA SILVA FLORIAN | Amplepuis | 1992 | 13.0 | 13.1 | 13.3 | 12.5 | 13.5 | 12.9 | 78.3 |
| 2 | GALLEA FAUSTIN | St Genis les Ollières | 1998 | 13.2 | 12.5 | 12.9 | 12.2 | 12.2 | 11.8 | 74.8 |
| 3 | BUTTY PIERRICK | Amplepuis | 2002 | 12.6 | 12.1 | 11.7 | 13.0 | 11.5 | 12.8 | 73.7 |
| 4 | CHRISTOPHLE REMI | Amplepuis | 1991 | 12.2 | 10.9 | 12.4 | 12.9 | 12.4 | 11.8 | 72.6 |
| 5 | URSINI BENOIT | Domène | 1995 | 13.3 | 10.5 | 10.3 | 11.2 | 11.4 | 10.4 | 67.1 |
| 6 | JOUSSE FOUCAULD | St Genis les Ollières | 2001 | 11.4 | 10.6 | 11.5 | 11.2 | 12.0 | 10.2 | 66.9 |
| 7 | GUILLEMIN KILLIAN | Givors | 1996 | 12.6 | 7.9 | 10.3 | 12.1 | 12.6 | 10.2 | 65.7 |
| 8 | GIZOLME MARTIN | St Genis les Ollières | 2002 | 11.9 | 10.3 | 8.8 | 11.6 | 10.9 | 11.1 | 64.6 |
| 9 | NARBOUX NATHAN | Bourg de Thizy | 1997 | 11.4 | 11.3 | 11.5 | 11.2 | 9.3 | 8.2 | 62.9 |
| 10 | CARDOSO DIMITRI | Givors | 1994 | 10.7 | 11.3 | 9.5 | 11.0 | 12.1 | 7.3 | 61.9 |
| 11 | PEYRAUD ALEXIS | Amplepuis | 2001 | 11.4 | 6.3 | 11.6 | 11.3 | 9.2 | 6.1 | 55.9 |
| 12 | DESHIERE ROMAIN | Domène | 1984 | 12.7 | 5.1 | 7.5 | 11.3 | 11.5 | 6.5 | 54.6 |
| | PONTILLE STEPHANE | Bourg de Thizy | 1998 | 7.8 | 8.9 | 10.2 | 10.3 | 9.6 | 7.8 | 54.6 |
| 14 | LATHUILLERE HADRIEN | Bourg de Thizy | 1992 | 11.9 | 9.0 | 10.0 | 11.1 | 10.9 | 0.0 | 52.9 |
| 15 | AMOUROUX ROMAIN | Domène | 2002 | 7.2 | 6.8 | 7.4 | 10.5 | 9.6 | 5.8 | 47.3 |
| 16 | ROBERT LOIC | Givors | 2000 | 8.5 | 2.7 | 8.2 | 10.8 | 10.1 | 4.7 | 45.0 |
| 17 | BOURASSAUD JULIEN | Bourg de Thizy | 1996 | 0.0 | 9.8 | 11.6 | 0.0 | 11.8 | 11.3 | 44.5 |
| 18 | IAFRATE KEVIN | Amplepuis | 1989 | 7.8 | 6.3 | 10.0 | 9.9 | 0.0 | 0.0 | 34.0 |
| 19 | ROLLET MATHIAS | Givors | 1996 | 11.8 | 0.0 | 0.0 | 0.0 | 0.0 | 0.0 | 11.8 |
| 20 | CABO ALEXANDRE | Domène | 1991 | 0.0 | 0.0 | 0.0 | 0.0 | 0.0 | 0.0 | 0.0 |
| | DREUX JUSTIN | St Genis les Ollières | 2001 | 0.0 | 0.0 | 0.0 | 0.0 | 0.0 | 0.0 | 0.0 |

7. MASCULIN NIVEAU6 11 + . SA_DA (individuels)

7.1. Résultats par équipes







| | Equipe | Club |  |  |  |  |  |  | Total |
|--|--------|------|---|---|--|---|---|---|-------|
|--|--------|------|---|---|--|---|---|---|-------|

7.2. Résultats individuels







| | Gymnaste | Equipe | Anne e |  |  |  |  |  |  | Total |
|---|---------------------------------|-----------------------------------|-----------|---|--|---|---|---|---|-------|
| 1 | LOCHMANN-ROUTHIER CORENTIN * | Villeurbanne 1 (indiv) (indiv) | 2007 | 11.0 | 8.9 | 10.5 | 10.4 | 10.7 | 10.0 | 61.5 |
| 2 | ZUCCALLI MARC * | Villeurbanne 1 (indiv) (indiv) | 2006 | 11.0 | 9.2 | 10.4 | 10.1 | 10.4 | 10.3 | 61.4 |
| 3 | DE SOUSA ROMEO * | Lozanne | 2007 | 10.7 | 9.3 | 10.2 | 10.3 | 10.1 | 9.6 | 60.2 |
| 4 | DUVERNAY EMLIEN * | Lozanne | 2007 | 9.7 | 8.9 | 8.9 | 9.5 | 5.1 | 6.8 | 48.9 |
| 5 | CLEMENT PAUL * | Lozanne | 2006 | 9.5 | 8.2 | 8.5 | 0.0 | 8.3 | 7.3 | 41.8 |
| 6 | VALORGE LORIS * | Charlieu 1 (indiv) (indiv) | 2005 | 0.0 | 0.0 | 0.0 | 0.0 | 0.0 | 0.0 | 0.0 |
| | FICHET NOE * | Lozanne | 2006 | 0.0 | 0.0 | 0.0 | 0.0 | 0.0 | 0.0 | 0.0 |

8. MASCULIN NIVEAU1 11 + . SA_DA (individuels)

8.1. Résultats par équipes

| | Equipe | Club |  |  |  |  |  |  | Total |
|---|-----------|--|---|---|--|---|---|---|-------|
| 1 | Vaugneray | 69--Union sportive de l'ouest lyonnais | 9.3 | 19.3 | 12.5 | 36.3 | 10.9 | 9.0 | 97.3 |


8.2. Résultats individuels

| | Gymnaste | Equipe | Anne e |  |  |  |  |  |  | Total |
|---|------------------|-----------|--------|---|--|---|---|---|---|-------|
| 1 | PONVIANNE PIERRE | Vaugneray | 1993 | 0.0 | 0.0 | 12.5 | 11.1 | 10.9 | 0.0 | 34.5 |
| 2 | GAILLARD FLORENT | Vaugneray | 1989 | 9.3 | 9.2 | 0.0 | 13.0 | 0.0 | 0.0 | 31.5 |
| 3 | RAMIREZ YOHANN | Vaugneray | 1984 | 0.0 | 10.1 | 0.0 | 12.2 | 0.0 | 9.0 | 31.3 |
| 4 | PAPOT CEDRIC | Vaugneray | 1987 | 0.0 | 0.0 | 0.0 | 0.0 | 0.0 | 0.0 | 0.0 |

Résultats de la compétition
REGIONAL FILIERE NATIONALE et filière jeunes
IRIGNY-SAINT GENIS LES OLLIERES
23 ET 24 MARS 2019

1. FEMININ NIVEAU2 11-18 ans . SA_DA (individuels)

1.1. Résultats par équipes





| | Equipe | Club |  |  |  |  | Total |
|---|-----------------|-----------------------------------|--|---|---|---|-------|
| 1 | Pierrelatte | 26--Pierrelatte | 35.4 | 39.4 | 37.8 | 38.3 | 150.9 |
| 2 | Irigny | 69--Amicale laique irigny | 33.4 | 37.4 | 36.2 | 36.7 | 143.7 |
| 3 | Bourg st andeol | 7--UNION SPORTIVE BOURGUESANNE | 31.6 | 36.7 | 32.9 | 37.5 | 138.7 |
| 4 | Montmelian | 73--Ecole gym sportive montmelian | 32.7 | 34.1 | 31.8 | 34.7 | 133.3 |
| 5 | Chaponnay | 69--Chaponnay gym | 32.1 | 32.7 | 34.2 | 32.0 | 131.0 |

1.2. Résultats individuels





| | Gymnaste | Equipe | Annee |  |  |  |  | Total |
|----|-------------------|----------------------------------|-------|--|---|---|---|-------|
| 1 | PONT MAREVA | Pierrelatte | 2003 | 12.3 | 13.5 | 12.2 | 13.1 | 51.1 |
| 2 | KEMMAS NAOMI | Pierrelatte | 2005 | 11.9 | 13.1 | 12.4 | 12.7 | 50.1 |
| 3 | TILMANT SHANA | Pierrelatte | 2000 | 11.2 | 12.8 | 12.4 | 11.9 | 48.3 |
| 4 | FORGUES EDITH | Irigny | 2001 | 11.2 | 12.7 | 11.8 | 12.1 | 47.8 |
| 5 | RIGOLE LENA | Bourg st andeol | 2006 | 10.5 | 13.0 | 11.4 | 12.7 | 47.6 |
| 6 | BOSSANNE ELSA | Bourg st andeol | 2005 | 10.7 | 12.6 | 11.9 | 12.3 | 47.5 |
| 7 | BOUCHILLOU CLARA | Chaponnay | 2001 | 11.2 | 11.3 | 12.1 | 12.5 | 47.1 |
| 8 | AGRAIN JULIE | Irigny | 2006 | 11.7 | 11.2 | 11.6 | 12.5 | 47.0 |
| | ODEYER LISA | Pierrelatte | 2005 | 11.0 | 11.0 | 12.9 | 12.1 | 47.0 |
| 10 | GUILLAUD CAPUCINE | Montmelian | 2004 | 10.3 | 12.7 | 12.3 | 11.6 | 46.9 |
| 11 | MOREL CLARA | Irigny | 2006 | 10.5 | 10.6 | 12.8 | 12.1 | 46.0 |
| | RENAUT DORINE | Pierrelatte | 2004 | 11.0 | 10.0 | 12.5 | 12.5 | 46.0 |
| 13 | ALLEMAGNE ALEXIA | Irigny | 2003 | 10.4 | 13.5 | 10.8 | 11.1 | 45.8 |
| 14 | STIVAL LUCIE * | La tour du pin 1 (indiv) (indiv) | 2004 | 10.0 | 11.3 | 10.9 | 12.3 | 44.5 |
| 15 | CORDEL ANNA | Montmelian | 2003 | 12.1 | 11.0 | 9.5 | 11.1 | 43.7 |
| 16 | FERREIRA CLARA | Chaponnay | 2002 | 10.2 | 9.9 | 11.8 | 11.0 | 42.9 |
| | DUPONT THERESE | Bourg st andeol | 2005 | 10.1 | 10.7 | 9.6 | 12.5 | 42.9 |
| 18 | MARANO NINON * | Boen AL 1 (indiv) (indiv) | 2001 | 11.1 | 10.4 | 10.1 | 10.9 | 42.5 |
| 19 | HUGUES CHARLOTTE | Bourg st andeol | 2005 | 10.4 | 11.1 | 9.2 | 9.9 | 40.6 |
| 20 | LEPAS MAELYS | Montmelian | 2002 | 10.3 | 10.4 | 8.9 | 8.7 | 38.3 |
| 21 | GUILLET MARIE | Chaponnay | 2002 | 10.5 | 10.5 | 8.2 | 8.5 | 37.7 |
| 22 | D'ALESSANDRO ELSA | Chaponnay | 2001 | 10.4 | 10.9 | 10.3 | 0.0 | 31.6 |
| 23 | JACQUET SASHA | Irigny | 2005 | 0.0 | 10.5 | 10.8 | 9.3 | 30.6 |
| 24 | GUYON ADELE | Montmelian | 2002 | 0.0 | 7.4 | 10.0 | 12.0 | 29.4 |
| 25 | MORSETTI JEANNE | Chaponnay | 2001 | 0.0 | 0.0 | 0.0 | 0.0 | 0.0 |

2. FEMININ NIVEAU6 11 + . SA_DA (individuels)

2.1. Résultats par équipes

| | Equipe | Club |  |  |  |  | Total |
|---|---------------------|----------------------------------|--|---|---|---|-------|
| 1 | Villeurbanne | 69--AL Cusset Gym | 44.1 | 45.4 | 40.0 | 43.4 | 172.9 |
| 2 | Lozanne | 69--Gym lozanne | 42.8 | 44.0 | 39.9 | 43.3 | 170.0 |
| 3 | Cuisery | 69--ESPACE GYM CUISERY | 39.8 | 43.0 | 44.0 | 43.0 | 169.8 |
| 4 | Vaulx en Velin CG | 69--Club gymnique vaulx en velin | 40.5 | 43.0 | 40.4 | 41.5 | 165.4 |
| 5 | Meyzieu | 69--FJEP Meyzieu | 40.7 | 41.4 | 39.4 | 43.6 | 165.1 |
| 6 | Marcy charbonnières | 69--As marcy-charbonnières | 40.2 | 41.6 | 40.7 | 39.7 | 162.2 |
| 7 | Crest | 26--Us crétoise gymnastique | 39.6 | 39.6 | 33.9 | 43.7 | 156.8 |





2.2. Résultats individuels

| | Gymnaste | Equipe | Annee |  |  |  |  | Total |
|----|-----------------------|---------------------|-------|--|---|---|---|-------|
| 1 | BRUNET-JOLY SIXTINE | Vaulx en Velin CG | 1998 | 10.3 | 11.2 | 10.8 | 11.1 | 43.4 |
| 2 | RIBERA OCEANE | Villeurbanne | 2000 | 11.2 | 11.6 | 9.8 | 10.7 | 43.3 |
| 3 | BOUCHERON SARAH | Marcy charbonnières | 1999 | 9.9 | 11.1 | 11.2 | 11.0 | 43.2 |
| 4 | VIDAL SIRIANE | Villeurbanne | 2005 | 11.0 | 11.2 | 9.6 | 11.2 | 43.0 |
| 5 | PREVOT MANON | Lozanne | 2006 | 11.3 | 11.1 | 9.6 | 10.9 | 42.9 |
| 6 | BRUSTOLIN LÉANA | Crest | 2004 | 10.0 | 11.0 | 10.4 | 11.2 | 42.6 |
| | HATCHADOURIAN LALY | Villeurbanne | 2004 | 10.8 | 10.2 | 10.8 | 10.8 | 42.6 |
| | PAQUIER FANNY | Cuisery | 1999 | 9.8 | 10.8 | 10.9 | 11.1 | 42.6 |
| 9 | BLES-GAGNAIRE GARANCE | Lozanne | 2004 | 10.2 | 11.3 | 10.2 | 10.8 | 42.5 |
| 10 | DUSSERRE FLAVIE | Cuisery | 2004 | 10.4 | 10.3 | 11.0 | 10.7 | 42.4 |
| 11 | QUILLON ELOISE | Vaulx en Velin CG | 2006 | 10.1 | 10.8 | 10.9 | 10.5 | 42.3 |
| | JACOB EWL | Cuisery | 2005 | 9.8 | 10.6 | 11.3 | 10.6 | 42.3 |
| 13 | MARLIN MAELYS | Meyzieu | 1995 | 11.1 | 10.0 | 9.7 | 11.3 | 42.1 |
| 14 | POPESCU SONIA | Villeurbanne | 2004 | 11.1 | 11.2 | 9.8 | 9.8 | 41.9 |
| 15 | LAUR VALENTINE | Lozanne | 1998 | 10.8 | 11.0 | 9.6 | 10.4 | 41.8 |
| 16 | PONTON EMY | Crest | 2005 | 10.2 | 10.7 | 9.3 | 11.1 | 41.3 |
| 17 | BORDILLON MAELLE | Lozanne | 2005 | 9.9 | 10.0 | 10.5 | 10.8 | 41.2 |
| | VIVANT SARAH | Cuisery | 2006 | 9.5 | 11.3 | 9.8 | 10.6 | 41.2 |
| 19 | THOMASSIER CARLA | Villeurbanne | 2005 | 10.0 | 11.4 | 9.0 | 10.7 | 41.1 |
| 20 | BOUCHERON LAORA | Marcy charbonnières | 2004 | 9.6 | 11.2 | 9.9 | 10.3 | 41.0 |
| 21 | BERERA SAMANTHA | Meyzieu | 1998 | 9.8 | 10.2 | 10.1 | 10.7 | 40.8 |
| | VANPEVENAGE CAMILLE | Cuisery | 2006 | 9.8 | 9.7 | 10.8 | 10.5 | 40.8 |
| 23 | DAVID HELENA | Marcy charbonnières | 2007 | 10.8 | 10.2 | 9.9 | 9.3 | 40.2 |
| 24 | MERAH SHAHINEZE | Meyzieu | 2001 | 9.7 | 9.6 | 10.0 | 10.8 | 40.1 |
| 25 | PITAUD JUSTINE | Lozanne | 2004 | 10.5 | 10.6 | 8.5 | 10.4 | 40.0 |
| | HANNACHI MAISSANE | Vaulx en Velin CG | 2007 | 10.0 | 10.4 | 9.8 | 9.8 | 40.0 |
| 27 | BENAMRANE SEFFANA | Meyzieu | 2005 | 9.0 | 10.7 | 9.0 | 10.8 | 39.5 |
| 28 | MASSON OCÉANE | Crest | 2002 | 9.5 | 9.3 | 9.7 | 10.7 | 39.2 |
| 29 | DECOSNE LOU | Lozanne | 2004 | 9.9 | 9.6 | 8.4 | 10.8 | 38.7 |
| 30 | DOURIAUT ELISE | Meyzieu | 2001 | 9.8 | 10.5 | 8.9 | 8.9 | 38.1 |
| | RABUFFETTI ELISA | Meyzieu | 2002 | 10.0 | 8.5 | 9.6 | 10.0 | 38.1 |
| 32 | SERRANO AUDREY | Vaulx en Velin CG | 1998 | 9.7 | 10.6 | 7.9 | 9.7 | 37.9 |
| | GUTIERREZ AUDREY | Villeurbanne | 1984 | 9.6 | 10.0 | 8.6 | 9.7 | 37.9 |
| 34 | PERLOT ELSA | Vaulx en Velin CG | 1999 | 10.1 | 8.6 | 8.9 | 10.1 | 37.7 |



| | | | | | | | | |
|----|--------------------|---------------------|------|-----|------|-----|------|------|
| 35 | MAITREJEAN LISE | Vaulx en Velin CG | 2003 | 9.7 | 10.4 | 8.9 | 8.6 | 37.6 |
| 36 | EXBRAYAT PAULINE | Marcy charbonnières | 2005 | 9.9 | 8.9 | 8.6 | 9.1 | 36.5 |
| 37 | GUICHARD ELODIE | Cuisery | 2005 | 9.8 | 9.7 | 9.6 | 7.1 | 36.2 |
| 38 | DESCOTE MAYLIS | Marcy charbonnières | 2004 | 9.2 | 9.1 | 7.4 | 8.5 | 34.2 |
| 39 | BOUGUERRA MARGOT | Marcy charbonnières | 2002 | 8.2 | 4.2 | 9.7 | 7.2 | 29.3 |
| 40 | DEVLAEMINCK MAELLY | Crest | 2003 | 0.0 | 8.6 | 4.5 | 10.5 | 23.6 |
| 41 | PARUCH LAURA | Crest | 1995 | 9.9 | 0.0 | 0.0 | 10.7 | 20.6 |
| 42 | JOUSSE LEA | Crest | 2004 | 0.0 | 0.0 | 0.0 | 0.0 | 0.0 |

3. FEMININ NIVEAU2 11 + . SA_DA (individuels)

3.1. Résultats par équipes





| | Equipe | Club |  |  |  |  | Total |
|---|---------|-----------------------------------|--|---|---|---|-------|
| 1 | Privas | 7--Sc privas gym | 35.5 | 36.1 | 37.6 | 38.5 | 147.7 |
| 2 | Crest | 26--Us crétoise gymnastique | 34.3 | 36.5 | 34.2 | 37.4 | 142.4 |
| 3 | Irigny | 69--Amicale laique irigny | 35.0 | 35.3 | 35.7 | 36.1 | 142.1 |
| 4 | Riorges | 42--Olympique riorges gymnastique | 34.4 | 33.0 | 34.8 | 37.5 | 139.7 |
| 5 | Jonage | 38--Jonage gymnastique | 32.3 | 31.6 | 31.8 | 30.1 | 125.8 |

3.2. Résultats individuels





| | Gymnaste | Equipe | Annee |  |  |  |  | Total |
|----|-----------------------------|------------------------------|-------|--|---|---|---|-------|
| 1 | MOULIN MORGANE | Privas | 2005 | 11.3 | 13.4 | 12.7 | 12.8 | 50.2 |
| 2 | QUINTANA CLOE | Privas | 1999 | 12.5 | 10.7 | 13.4 | 12.9 | 49.5 |
| 3 | ROLLAND CELIE | Crest | 2000 | 12.2 | 12.5 | 11.6 | 12.9 | 49.2 |
| 4 | CHUZEUILLE CLARA | Jonage | 2000 | 11.2 | 12.1 | 12.5 | 13.1 | 48.9 |
| 5 | CHAMBERT ESTHER | Riorges | 1993 | 12.1 | 11.3 | 12.3 | 13.1 | 48.8 |
| 6 | FIEVET MAELIS | Irigny | 2001 | 10.5 | 13.5 | 12.1 | 11.9 | 48.0 |
| 7 | PARIZOT AUDREY | Irigny | 1996 | 11.9 | 10.8 | 11.9 | 12.9 | 47.5 |
| 8 | BENOIT MARGO | Crest | 2001 | 12.2 | 10.6 | 10.7 | 12.6 | 46.1 |
| 9 | DECLAS COLINE | Riorges | 1999 | 11.3 | 10.9 | 11.6 | 12.0 | 45.8 |
| 10 | TOUREY AMBRINE | Riorges | 1998 | 11.0 | 10.8 | 10.5 | 12.4 | 44.7 |
| 11 | SEON ZOE | Crest | 2004 | 9.8 | 11.0 | 11.5 | 11.9 | 44.2 |
| 12 | POIGNANT MARION * | Savigny 1 (indiv) (indiv) | 1989 | 10.2 | 9.8 | 11.2 | 12.4 | 43.6 |
| 13 | BONNIER MATHILDE | Irigny | 1990 | 9.9 | 11.0 | 11.7 | 10.8 | 43.4 |
| 14 | VANBECELAERE MANON | Irigny | 1998 | 11.7 | 9.1 | 11.4 | 10.6 | 42.8 |
| 15 | DE CIANTIS LENA | Jonage | 1999 | 10.9 | 10.6 | 9.9 | 10.9 | 42.3 |
| 16 | BOUJOT PAULINE | Riorges | 1997 | 10.0 | 9.9 | 10.9 | 10.3 | 41.1 |
| 17 | GUIRON CELIA | Privas | 2003 | 11.7 | 5.7 | 10.4 | 12.8 | 40.6 |
| 18 | MOYNE PAULINE | Irigny | 1998 | 11.4 | 9.9 | 7.9 | 11.3 | 40.5 |
| 19 | GRANGE MATHILDE | Riorges | 1998 | 9.9 | 8.7 | 8.5 | 11.4 | 38.5 |
| 20 | SISTERON MELISSA | Crest | 2004 | 9.9 | 6.3 | 9.9 | 11.1 | 37.2 |
| 21 | DE SOUSA FERREIRA CARINE | Jonage | 1994 | 10.2 | 8.9 | 9.4 | 6.1 | 34.6 |
| 22 | AYRAUD PERRINE | Privas | 1984 | 0.0 | 12.0 | 11.5 | 10.6 | 34.1 |
| 23 | BRIOT TESS | Privas | 2001 | 10.1 | 0.0 | 8.3 | 11.3 | 29.7 |
| 24 | AZAIS ABIGAIL | Crest | 1996 | 0.0 | 13.0 | 11.1 | 0.0 | 24.1 |
| 25 | DE SOUSA FERREIRA CATHY | Jonage | 1997 | 0.0 | 0.0 | 0.0 | 0.0 | 0.0 |

4. FEMININ NIVEAU1 11 + . SA_DA (individuels)

4.1. Résultats par équipes




| | Equipe | Club |  |  |  |  | Total |
|---|-------------------|---------------------------------------|--|---|---|---|-------|
| 1 | Villette d Anthon | 69--Villette gym | 34.0 | 35.0 | 34.1 | 38.3 | 141.4 |
| 2 | Crolles | 38--Gym et rythme crolles | 33.0 | 32.5 | 34.6 | 36.2 | 136.3 |
| 3 | Loriol | 26--Groupe omnisports loriolais (gol) | 11.5 | 31.0 | 9.7 | 11.0 | 63.2 |

4.2. Résultats individuels





| | Gymnaste | Equipe | Annee |  |  |  |  | Total |
|----|---------------------|-------------------|-------|--|---|---|---|-------|
| 1 | AGHADJANIAN EMMA | Villette d Anthon | 2000 | 12.2 | 13.5 | 12.6 | 12.1 | 50.4 |
| | VIGNAL MANON | Crolles | 1999 | 11.6 | 13.0 | 12.3 | 13.5 | 50.4 |
| 3 | NGOUNOU PAULINE | Villette d Anthon | 2003 | 11.6 | 11.9 | 11.3 | 13.1 | 47.9 |
| 4 | DESVIGNES ANTHEA | Crolles | 2003 | 11.0 | 7.9 | 11.6 | 12.8 | 43.3 |
| 5 | JOURDAN SALOME | Crolles | 1999 | 10.4 | 11.6 | 10.7 | 9.9 | 42.6 |
| 6 | TOMAS ANGEL | Loriol | 2007 | 11.5 | 9.2 | 9.7 | 11.0 | 41.4 |
| 7 | DELASSUS EMMA | Villette d Anthon | 2001 | 10.2 | 8.3 | 10.2 | 11.3 | 40.0 |
| 8 | LACOMBE ENERYCE | Villette d Anthon | 2004 | 0.0 | 9.6 | 0.0 | 13.1 | 22.7 |
| 9 | THEVENET LEA | Loriol | 2000 | 0.0 | 12.2 | 0.0 | 0.0 | 12.2 |
| 10 | GAUDARD MAUREEN | Loriol | 1999 | 0.0 | 9.6 | 0.0 | 0.0 | 9.6 |
| 11 | TARIFA ANOUK | Villette d Anthon | 1999 | 0.0 | 0.0 | 0.0 | 0.0 | 0.0 |
| | BERGER PRALY OCEANE | Loriol | 2002 | 0.0 | 0.0 | 0.0 | 0.0 | 0.0 |
| | BERTRAND CLOE | Crolles | 1999 | 0.0 | 0.0 | 0.0 | 0.0 | 0.0 |
| | LESCUREUX TESS | Crolles | 1997 | 0.0 | 0.0 | 0.0 | 0.0 | 0.0 |

5. FEMININ NIVEAU3 11-18 ans . SA_DA (individuels)

5.1. Résultats par équipes

| | Equipe | Club |  |  |  |  | Total |
|---|--------------------|---------------------------------------|--|---|---|---|-------|
| 1 | Riorges | 42--Olympique riorges gymnastique | 34.5 | 37.3 | 37.3 | 39.8 | 148.9 |
| 2 | Crolles | 38--Gym et rythme crolles | 32.8 | 35.3 | 38.2 | 38.3 | 144.6 |
| 3 | Privas | 7--Sc privas gym | 33.2 | 34.6 | 36.9 | 39.3 | 144.0 |
| 4 | St Martin d hères | 38--Essm gymnastique | 32.9 | 35.0 | 35.9 | 38.5 | 142.3 |
| 5 | Anse 1 | 69--Jeunesse ansoise | 33.5 | 33.9 | 34.9 | 38.0 | 140.3 |
| 6 | Loriol | 26--Groupe omnisports loriolais (gol) | 33.1 | 32.2 | 35.4 | 37.8 | 138.5 |
| 7 | St Rambert d Albon | 26--ASCR Gym | 32.4 | 33.0 | 34.5 | 38.1 | 138.0 |
| 8 | Chaponnay | 69--Chaponnay gym | 32.7 | 32.7 | 34.7 | 36.4 | 136.5 |
| 9 | Anse 2 | 69--Jeunesse ansoise | 32.7 | 32.5 | 32.0 | 35.3 | 132.5 |





5.2. Résultats individuels

| | Gymnaste | Equipe | Annee |  |  |  |  | Total |
|----|---------------------|--------------------|-------|--|---|---|---|-------|
| 1 | ZERBINI EVA | Riorges | 2003 | 12.6 | 13.0 | 12.3 | 13.5 | 51.4 |
| 2 | FROBERT ELISE | Riorges | 2002 | 11.1 | 13.3 | 13.0 | 13.4 | 50.8 |
| 3 | VO LUCIE | Privas | 2002 | 11.2 | 12.5 | 13.0 | 13.3 | 50.0 |
| 4 | GENEVEY ALICIA | Crolles | 2003 | 11.3 | 12.3 | 13.0 | 13.2 | 49.8 |
| 5 | RIGOUX ZOE | St Martin d hères | 2003 | 11.1 | 13.0 | 12.9 | 12.6 | 49.6 |
| 6 | BORNIET ROXANNE | Crolles | 2000 | 11.0 | 12.8 | 13.2 | 12.4 | 49.4 |
| | AUCLAIR ANAELLE | Riorges | 2002 | 11.3 | 11.9 | 12.8 | 13.4 | 49.4 |
| 8 | REYES ELISA | Privas | 2003 | 11.2 | 12.3 | 12.5 | 13.0 | 49.0 |
| 9 | GUILBAUD SOLENN | Privas | 2003 | 11.1 | 11.4 | 12.8 | 13.5 | 48.8 |
| | CALVIER AMELIE | Crolles | 2002 | 11.1 | 11.2 | 13.2 | 13.3 | 48.8 |
| | ROCHARD ELEONORE | Riorges | 2002 | 11.2 | 12.4 | 12.6 | 12.6 | 48.8 |
| 12 | VASSAS ELEA | Privas | 2001 | 11.3 | 11.5 | 12.6 | 13.3 | 48.7 |
| 13 | LE GARGAM CAMILLE | Anse 1 | 2005 | 11.4 | 12.0 | 12.5 | 12.7 | 48.6 |
| | PONCET LILOU | Anse 1 | 2005 | 11.2 | 11.2 | 12.7 | 13.5 | 48.6 |
| | BURNICHON CHARLYNE | Riorges | 2002 | 10.9 | 11.3 | 12.9 | 13.5 | 48.6 |
| 16 | MANSUY EMMA | St Martin d hères | 2004 | 11.1 | 11.4 | 12.8 | 13.2 | 48.5 |
| 17 | LE GOALLER MARGAUX | Crolles | 2003 | 10.9 | 12.2 | 12.2 | 13.0 | 48.3 |
| 18 | VAGOGNE JULIETTE | Chaponnay | 2004 | 11.0 | 12.0 | 12.4 | 12.6 | 48.0 |
| 19 | GENETTE MANDY | Loriol | 2001 | 11.2 | 10.6 | 12.6 | 13.4 | 47.8 |
| 20 | DE LA FOATA ROMANE | Anse 1 | 2005 | 11.2 | 12.4 | 11.4 | 12.7 | 47.7 |
| 21 | ENTRESANGLE FANELIE | St Rambert d Albon | 2003 | 10.6 | 11.3 | 12.7 | 13.0 | 47.6 |
| | LALLEMENT MAILYS | St Rambert d Albon | 2004 | 10.8 | 11.8 | 11.8 | 13.2 | 47.6 |
| | MOINE CLARA | Loriol | 2006 | 11.2 | 11.9 | 11.7 | 12.8 | 47.6 |
| 24 | DICONNE ORIANA | Chaponnay | 2005 | 11.2 | 11.0 | 12.3 | 13.0 | 47.5 |
| 25 | NADAUD ANAIS | Loriol | 2007 | 11.2 | 10.9 | 12.4 | 12.9 | 47.4 |
| 26 | CHAVEROT AVRIL | St Martin d hères | 2003 | 11.3 | 12.0 | 10.6 | 13.3 | 47.2 |
| 27 | CHEVALIER MANON | Anse 2 | 2003 | 11.2 | 11.9 | 11.3 | 12.3 | 46.7 |
| 28 | BERERD LUDIVINE | Anse 2 | 2003 | 11.2 | 11.3 | 11.7 | 12.4 | 46.6 |
| 29 | MATRAY CAMILLE | Anse 2 | 2003 | 10.8 | 11.7 | 11.7 | 12.2 | 46.4 |
| | JACOBE EMMA | St Martin d hères | 2002 | 10.9 | 11.4 | 11.0 | 13.1 | 46.4 |
| 31 | BETTINGER HELENE | Chaponnay | 2004 | 11.1 | 11.7 | 11.0 | 12.3 | 46.1 |
| 32 | GARAGNON JOHANNA | Loriol | 2006 | 11.0 | 11.0 | 12.5 | 11.5 | 46.0 |





| | | | | | | | | |
|----|----------------------|--------------------|------|------|------|------|------|------|
| 33 | LAGRAIN EDEN | St Martin d hères | 2005 | 10.8 | 11.4 | 12.1 | 11.2 | 45.5 |
| 34 | COLLET SILHOE | St Rambert d Albon | 2002 | 11.2 | 11.4 | 12.1 | 10.7 | 45.4 |
| 35 | MOREL ELISE | Crolles | 2002 | 10.7 | 11.4 | 11.8 | 11.4 | 45.3 |
| 36 | BRUYERE MARIE-ANAÏS | St Rambert d Albon | 2004 | 10.7 | 11.1 | 9.6 | 13.2 | 44.6 |
| 37 | SAPET BUTEL GIULIANA | Loriol | 2007 | 10.5 | 11.6 | 9.7 | 12.6 | 44.4 |
| 38 | CHEVALIER LOU | Anse 1 | 2005 | 10.6 | 11.5 | 11.4 | 10.8 | 44.3 |
| 39 | LEVERNEY MALYA | St Rambert d Albon | 2002 | 11.2 | 11.5 | 10.4 | 10.9 | 44.0 |
| 40 | PITTOIS MANON | Anse 2 | 2002 | 10.8 | 10.5 | 10.2 | 10.5 | 42.0 |
| 41 | ROCHETTE JESSICA | Chaponnay | 2004 | 0.0 | 11.1 | 11.9 | 9.7 | 32.7 |
| 42 | VUGLIANO EMA | Anse 1 | 2004 | 0.0 | 0.0 | 0.0 | 0.0 | 0.0 |
| | DJEBBAR RADIA | Anse 2 | 2005 | 0.0 | 0.0 | 0.0 | 0.0 | 0.0 |
| | NUOVO HARMONIE | Privas | 2001 | 0.0 | 0.0 | 0.0 | 0.0 | 0.0 |
| | GUENARD LISON | Chaponnay | 2003 | 0.0 | 0.0 | 0.0 | 0.0 | 0.0 |

6. FEMININ NIVEAU1 11-18 ans . SA_DA (individuels)

6.1. Résultats par équipes

| | Equipe | Club |  |  |  |  | Total |
|---|--------|------------------------------|--|---|---|---|-------|
| 1 | Irigny | 69--Amicale laique irigny | 32.4 | 36.4 | 37.6 | 38.8 | 145.2 |

6.2. Résultats individuels

| | Gymnaste | Equipe | Annee |  |  |  |  | Total |
|---|-------------------|--------|-------|--|---|---|---|-------|
| 1 | REY EDEN | Irigny | 2004 | 11.2 | 12.9 | 12.9 | 13.0 | 50.0 |
| 2 | BOULEZ CLEMENTINE | Irigny | 2004 | 11.0 | 13.3 | 12.0 | 13.0 | 49.3 |
| 3 | PROT OCEANE | Irigny | 2004 | 10.2 | 10.2 | 12.7 | 12.8 | 45.9 |

Résultats de la compétition
REGIONAL FILIERE NATIONALE et filière jeunes
IRIGNY-SAINT GENIS LES OLLIERES
23 ET 24 MARS 2019

1. FEMININ NIVEAU5 11-18 ans . SA_DA (B) (individuels)

1.1. Résultats par équipes

| | Equipe | Club |  |  |  |  | Total |
|--------------------|---------------------|---------------------------------------|---|--|--|--|-------|
| 1 | Crest | 26--Us crétoise gymnastique | 44.4 | 46.0 | 42.3 | 45.0 | 177.7 |
| 2 | Loriol | 26--Groupe omnisports loriolais (gol) | 42.3 | 45.8 | 41.5 | 43.4 | 173.0 |
| 3 | Bourg St Maurice | 73--Bsm gym bourg st maurice | 41.6 | 43.4 | 42.9 | 43.8 | 171.7 |
| 4 | Vénissieux | 69--Cmo vénissieux | 42.6 | 42.8 | 42.0 | 43.3 | 170.7 |
| 5 | Boen AL | 42--Amicale laique de boen | 42.1 | 41.3 | 41.2 | 42.4 | 167.0 |
| 6 | St Priest | 69--Gymnique association saint priest | 40.9 | 42.2 | 41.6 | 40.3 | 165.0 |
| 7 | Pont de claix | 38--Pont de claix amicale gymnique | 42.0 | 40.9 | 41.7 | 39.6 | 164.2 |
| 8 | Brindas | 69--A.s.brindas | 41.5 | 41.0 | 40.8 | 40.7 | 164.0 |
| 9 | Marcy charbonnières | 69--As marcy-charbonnières | 40.2 | 39.6 | 36.9 | 40.0 | 156.7 |
| 10 | St Martin d hères | 38--Essm gymnastique | 41.0 | 40.0 | 33.6 | 41.2 | 155.8 |
| 11 | Domène | 38--Etoile sportive doménoise | 39.2 | 34.5 | 38.3 | 40.3 | 152.3 |
| Equipes déclassées | | | | | | | |
| | Equipe | Club |  |  |  |  | Total |
| 1 | Gerland Mouche | 69--A. L. gerland mouche | 41.9 | 44.0 | 40.1 | 36.9 | 162.9 |





1.2. Résultats individuels

| | Gymnaste | Equipe | Annee |  |  |  |  | Total |
|----|-------------------|-------------------|-------|--|---|---|---|-------|
| 1 | CAMBRILLAT SALOMÉ | Crest | 2001 | 11.4 | 11.3 | 11.2 | 11.1 | 45.0 |
| | IMBERT LOLA | Bourg St Maurice | 2002 | 10.3 | 11.7 | 11.5 | 11.5 | 45.0 |
| 3 | LE FRANCOIS ALICE | Crest | 2005 | 10.6 | 11.8 | 10.6 | 10.9 | 43.9 |
| 4 | BERNARD LENA | St Priest | 2001 | 10.5 | 11.1 | 11.0 | 11.2 | 43.8 |
| 5 | BERGER TAIS | Crest | 2005 | 11.3 | 11.3 | 9.7 | 11.3 | 43.6 |
| 6 | ANNESTAY IRINA | Crest | 2005 | 10.6 | 10.7 | 10.8 | 11.4 | 43.5 |
| 7 | MICHEL MARGO | Loriol | 2004 | 10.7 | 11.3 | 10.7 | 10.7 | 43.4 |
| 8 | GARROUDI JENNA | Vénissieux | 2006 | 11.1 | 10.4 | 10.8 | 10.9 | 43.2 |
| 9 | GARNIER CARLA | Loriol | 2004 | 10.6 | 11.1 | 10.6 | 10.8 | 43.1 |
| 10 | ROLLAND CINDY | Crest | 2000 | 11.1 | 11.6 | 9.1 | 11.2 | 43.0 |
| | GIGNAC EMY JADE | Pont de claix | 2007 | 10.4 | 10.5 | 10.8 | 11.3 | 43.0 |
| 12 | ARNAUD MARIE | Loriol | 2004 | 10.4 | 11.6 | 10.1 | 10.8 | 42.9 |
| 13 | HASSE LYNDA | Vénissieux | 2000 | 10.6 | 11.2 | 10.3 | 10.6 | 42.7 |
| 14 | UNY MAILYS | Loriol | 2002 | 10.2 | 11.2 | 10.1 | 11.1 | 42.6 |
| | COLLIN CELIA | Pont de claix | 2003 | 10.5 | 10.7 | 11.3 | 10.1 | 42.6 |
| 16 | GRANDJEAN LILA | Vénissieux | 2007 | 10.6 | 10.6 | 10.1 | 11.2 | 42.5 |
| 17 | MASSACRIER SARAH | Boen AL | 2002 | 10.7 | 10.7 | 10.2 | 10.3 | 41.9 |
| | BERARD JUSTINE | Bourg St Maurice | 2002 | 10.4 | 11.3 | 10.3 | 9.9 | 41.9 |
| 19 | OASSEL ELISA | St Priest | 2002 | 10.7 | 10.4 | 10.7 | 10.0 | 41.8 |
| | FAURIEL SALOME | Loriol | 2003 | 10.6 | 11.5 | 9.2 | 10.5 | 41.8 |
| | JESUS CORALINE | Brindas | 2003 | 10.5 | 11.2 | 10.2 | 9.9 | 41.8 |
| 22 | TAGUI NORA | St Martin d hères | 2003 | 9.9 | 11.5 | 10.2 | 10.0 | 41.6 |
| 23 | DAVAL INES | Boen AL | 2002 | 10.0 | 10.4 | 10.3 | 10.8 | 41.5 |
| | ARPIN JULIETTE | Bourg St Maurice | 2004 | 10.4 | 10.0 | 10.1 | 11.0 | 41.5 |




| | | | | | | | | |
|----|-----------------------------|---------------------|------|------|------|------|------|------|
| 25 | GARNIER ANAIS | Gerland Mouche | 2006 | 10.3 | 11.0 | 10.0 | 10.1 | 41.4 |
| | KAYADJANIAN NELLI | Vénissieux | 2005 | 10.2 | 10.1 | 10.5 | 10.6 | 41.4 |
| 27 | MICHAUD ELINA | Boen AL | 2005 | 9.9 | 10.7 | 10.1 | 10.6 | 41.3 |
| | DHANDA WILLOW | Bourg St Maurice | 2003 | 9.5 | 10.3 | 11.0 | 10.5 | 41.3 |
| 29 | HERIF SEFANA | Gerland Mouche | 2007 | 10.5 | 10.4 | 10.1 | 10.2 | 41.2 |
| 30 | GREBERT CANDICE | Marcy charbonnières | 2001 | 9.9 | 10.7 | 10.5 | 9.9 | 41.0 |
| 31 | RODRIGUEZ VICTORIA | Gerland Mouche | 2000 | 10.6 | 11.6 | 10.5 | 8.2 | 40.9 |
| 32 | PEYVEL MELISSA | Brindas | 2004 | 10.2 | 11.2 | 9.7 | 9.7 | 40.8 |
| 33 | MACRON JASMINE | Loriol | 2001 | 9.9 | 11.4 | 9.2 | 10.1 | 40.6 |
| | ALTAY KILDA | Vénissieux | 2005 | 10.3 | 10.6 | 10.0 | 9.7 | 40.6 |
| 35 | SOLANS JULIE | Pont de claix | 2003 | 10.5 | 10.7 | 10.2 | 8.8 | 40.2 |
| 36 | TARDY CLARA | St Priest | 2002 | 9.8 | 10.2 | 9.5 | 10.6 | 40.1 |
| 37 | DUMAS CAROLINE | Boen AL | 2004 | 10.4 | 9.3 | 9.6 | 10.7 | 40.0 |
| 38 | BINDI CELIA | Domène | 2004 | 9.5 | 9.3 | 10.2 | 10.8 | 39.8 |
| 39 | PALMIER AMBRE | Boen AL | 2005 | 10.6 | 8.1 | 10.6 | 10.2 | 39.5 |
| 40 | DAVID CARLA | Gerland Mouche | 2005 | 10.5 | 11.0 | 9.5 | 8.4 | 39.4 |
| 41 | ROCHIGNEUX CYNDIE | Brindas | 2001 | 10.1 | 8.1 | 10.9 | 10.1 | 39.2 |
| 42 | OTT MARIANNE | St Martin d hères | 2004 | 9.7 | 10.6 | 8.5 | 10.3 | 39.1 |
| 43 | SOUCHON LAURA | Boen AL | 2004 | 10.4 | 9.5 | 9.0 | 9.7 | 38.6 |
| 44 | FLECHEUX EMILIE | St Priest | 2001 | 9.6 | 10.5 | 9.9 | 8.5 | 38.5 |
| 45 | BERNARD LOANE | Pont de claix | 2003 | 10.6 | 9.0 | 9.4 | 9.4 | 38.4 |
| | PALOMBA LILOU | Bourg St Maurice | 2003 | 10.5 | 10.1 | 9.4 | 8.4 | 38.4 |
| 47 | GEORGES LOLA | St Priest | 2003 | 9.9 | 10.1 | 10.0 | 8.2 | 38.2 |
| 48 | ROCHIGNEUX CORALIE | Brindas | 2002 | 9.7 | 10.5 | 8.4 | 9.5 | 38.1 |
| 49 | NEEL JULIA | Marcy charbonnières | 2006 | 10.5 | 10.7 | 6.0 | 10.4 | 37.6 |
| 50 | CASALI CLEO | Domène | 2002 | 10.5 | 6.8 | 9.3 | 10.8 | 37.4 |
| 51 | GABREL MARTA | St Martin d hères | 2004 | 10.1 | 9.2 | 7.5 | 10.5 | 37.3 |
| | EMERY NINA | Bourg St Maurice | 2004 | 9.0 | 8.8 | 8.7 | 10.8 | 37.3 |
| 53 | MAGRANER MATHILDE | Marcy charbonnières | 2006 | 10.5 | 8.3 | 8.9 | 8.8 | 36.5 |
| | JOURDAN LYSE | Domène | 2002 | 10.1 | 6.9 | 10.0 | 9.5 | 36.5 |
| 55 | ROBIN AMBRE | Brindas | 2004 | 10.7 | 4.4 | 10.0 | 11.0 | 36.1 |
| 56 | OLLIVIER ANNA | Vénissieux | 2001 | 10.0 | 7.3 | 10.4 | 7.8 | 35.5 |
| 57 | REBILLARD ALINE | Domène | 2004 | 9.1 | 9.0 | 8.1 | 8.5 | 34.7 |
| 58 | GOBRON MELINA | St Martin d hères | 2001 | 10.5 | 8.7 | 4.9 | 10.4 | 34.5 |
| 59 | LICATA LUNA | St Martin d hères | 2001 | 10.5 | 6.2 | 7.4 | 9.7 | 33.8 |
| 60 | FETTACHE LOLA | Marcy charbonnières | 2004 | 9.3 | 6.3 | 8.5 | 9.4 | 33.5 |
| | SAHI SARA | Domène | 2002 | 8.5 | 7.0 | 8.8 | 9.2 | 33.5 |
| 62 | CHINOUNE SARAH | Gerland Mouche | 2005 | 9.6 | 7.8 | 7.8 | 8.2 | 33.4 |
| 63 | ROUABAH ELIA | Crest | 2005 | 0.0 | 11.0 | 9.7 | 10.8 | 31.5 |
| 64 | LEMAILLE EMILIA | Domène | 2003 | 8.3 | 9.2 | 6.6 | 6.9 | 31.0 |
| 65 | MARTEAU CLEA | Marcy charbonnières | 2003 | 0.0 | 9.0 | 9.0 | 10.3 | 28.3 |
| 66 | SCHWARCZER ZOE | Marcy charbonnières | 2005 | 8.7 | 9.2 | 3.3 | 5.1 | 26.3 |
| 67 | JACQUET EMMA | St Priest | 2001 | 0.0 | 0.0 | 0.0 | 0.0 | 0.0 |
| | PETITJEAN LAEMLE BLANCHE | Pont de claix | 2003 | 0.0 | 0.0 | 0.0 | 0.0 | 0.0 |
| | WEINBERG ILONA | Pont de claix | 2002 | 0.0 | 0.0 | 0.0 | 0.0 | 0.0 |
| | VULLIEZ MADELINE | Brindas | 2003 | 0.0 | 0.0 | 0.0 | 0.0 | 0.0 |

2. FEMININ NIVEAU4 11-18 ans . SA_DA (individuels)

2.1. Résultats par équipes

| | Equipe | Club |  |  |  |  | Total |
|----|----------------------|---|--|---|---|---|-------|
| 1 | Brindas | 69--A.s.brindas | 31.1 | 37.9 | 37.2 | 37.1 | 143.3 |
| 2 | Irigny | 69--Amicale laiue irigny | 31.6 | 36.6 | 34.5 | 36.6 | 139.3 |
| 3 | Rhodia club | 38--Rhodia-Club Gymnastique | 31.5 | 36.5 | 34.7 | 36.4 | 139.1 |
| 4 | Vaugneray | 69--Union sportive de l'ouest lyonnais | 31.3 | 36.6 | 33.9 | 36.1 | 137.9 |
| 5 | Nivolas vermelle 2 | 38--Nivolas alep espoir gymnique | 31.2 | 36.8 | 35.0 | 34.8 | 137.8 |
| 6 | Loriol | 26--Groupe omnisports loriolais (gol) | 30.5 | 35.5 | 35.0 | 36.2 | 137.2 |
| 7 | Belleville sur saone | 69--Gym club belleville beaujolais | 31.0 | 34.8 | 35.0 | 35.2 | 136.0 |
| 8 | St Priest | 69--Gymnique association saint priest | 31.3 | 37.4 | 34.7 | 31.7 | 135.1 |
| 9 | Limonest | 69--A.S.C.J.L. Limonest | 30.3 | 34.5 | 35.2 | 33.5 | 133.5 |
| 10 | Boen AL | 42--Amicale laiue de boen | 31.5 | 32.9 | 34.2 | 34.6 | 133.2 |
| 11 | Nivolas vermelle 1 | 38--Nivolas alep espoir gymnique | 31.1 | 29.9 | 33.6 | 34.7 | 129.3 |
| 12 | Chaponnay | 69--Chaponnay gym | 29.7 | 30.1 | 32.9 | 32.2 | 124.9 |
| 13 | Tullins | 38--La Vaillante de Tullins | 30.0 | 26.4 | 32.6 | 33.9 | 122.9 |





2.2. Résultats individuels

| | Gymnaste | Equipe | Annee |  |  |  |  | Total |
|----|----------------------|----------------------|-------|--|---|---|---|-------|
| 1 | DUMORTIER LAURINE | Brindas | 2001 | 10.6 | 13.1 | 13.0 | 12.5 | 49.2 |
| 2 | D'ANCONA LAURYNE | Brindas | 2001 | 10.4 | 12.6 | 12.7 | 12.5 | 48.2 |
| 3 | KOHLER ENOLA | Nivolas vermelle 2 | 2003 | 10.7 | 12.1 | 12.5 | 12.5 | 47.8 |
| 4 | HERBAUT ELISA | Rhodia club | 2004 | 10.8 | 12.0 | 12.3 | 12.4 | 47.5 |
| 5 | DALLA COSTA LUNA | Belleville sur saone | 2002 | 10.3 | 11.9 | 12.4 | 12.2 | 46.8 |
| 6 | GLASSON OCEANE | Nivolas vermelle 1 | 2004 | 10.4 | 12.5 | 11.2 | 12.5 | 46.6 |
| 7 | BETTINGER JEANNE | St Priest | 2002 | 10.7 | 12.9 | 10.7 | 12.2 | 46.5 |
| 8 | GALIFET COLINE | Nivolas vermelle 2 | 2001 | 10.3 | 12.9 | 11.4 | 11.6 | 46.2 |
| 9 | DUFOUR LAURA | Loriol | 2000 | 10.5 | 11.6 | 11.8 | 12.1 | 46.0 |
| | SAVOYAT OCEANE | Irigny | 2002 | 10.6 | 12.9 | 11.1 | 11.4 | 46.0 |
| | ARLAUD LAURA | Vaugneray | 2002 | 9.9 | 12.4 | 11.9 | 11.8 | 46.0 |
| | GIRAUD OPHELIE | Vaugneray | 2002 | 10.3 | 12.0 | 11.2 | 12.5 | 46.0 |
| 13 | NEMOZ AMBRE | Rhodia club | 2002 | 10.5 | 12.4 | 10.9 | 12.0 | 45.8 |
| 14 | KOLKAN ILYANA | Irigny | 2001 | 10.4 | 11.6 | 11.3 | 12.3 | 45.6 |
| 15 | GUERREIRO CARLA INES | Loriol | 2001 | 10.2 | 12.1 | 11.1 | 12.1 | 45.5 |
| 16 | CATHERINE HANNA | Limonest | 2001 | 10.5 | 11.9 | 11.7 | 11.3 | 45.4 |
| 17 | MENNELLA LUCIE | Rhodia club | 2003 | 10.2 | 12.0 | 11.0 | 12.0 | 45.2 |
| 18 | CLAIR LAURA | Loriol | 2000 | 9.2 | 11.8 | 12.1 | 12.0 | 45.1 |
| 19 | BAROUX MANON | Rhodia club | 2004 | 9.6 | 12.1 | 11.4 | 11.8 | 44.9 |
| 20 | SAVOYAT MAELYS | Irigny | 2006 | 10.6 | 12.1 | 9.9 | 12.1 | 44.7 |
| | DEPORTE COLINE | Belleville sur saone | 2004 | 10.7 | 11.3 | 11.4 | 11.3 | 44.7 |
| 22 | MIALON FANNY | Boen AL | 2006 | 10.6 | 11.7 | 11.6 | 10.6 | 44.5 |





| | | | | | | | | |
|----|----------------------------|----------------------|------|------|------|------|------|------|
| | POULAT MAELISS | Belleville sur saone | 2003 | 10.0 | 11.6 | 11.2 | 11.7 | 44.5 |
| 24 | LONGERE CHLOE | St Priest | 2003 | 10.5 | 12.1 | 11.7 | 10.1 | 44.4 |
| | CHAPOT ARMELLE | Boen AL | 2002 | 11.1 | 9.8 | 11.1 | 12.4 | 44.4 |
| 26 | DA SILVA MELANIE | St Priest | 2004 | 10.1 | 12.4 | 12.3 | 9.4 | 44.2 |
| | STRIMBERG EMMA | Irigny | 2002 | 10.2 | 10.7 | 11.1 | 12.2 | 44.2 |
| | LEFEVRE AXELLE | Vaugneray | 2002 | 10.4 | 12.2 | 10.8 | 10.8 | 44.2 |
| 29 | MAGAND LIINA | Limonest | 2005 | 9.6 | 11.8 | 11.6 | 10.9 | 43.9 |
| 30 | MARTIN ANAIS | Brindas | 2001 | 9.1 | 11.1 | 11.5 | 12.1 | 43.8 |
| | RENDU TESS | Limonest | 2004 | 9.9 | 10.8 | 11.9 | 11.2 | 43.8 |
| 32 | MALLEVAL LAURA | Loriol | 2001 | 9.5 | 11.3 | 11.0 | 11.9 | 43.7 |
| 33 | BRUNO CLEMENCE | Boen AL | 2003 | 9.6 | 11.4 | 11.2 | 11.3 | 43.5 |
| | LULLIER ROMANE | Brindas | 2004 | 10.1 | 12.2 | 10.4 | 10.8 | 43.5 |
| 35 | JEAN MELINA | Tullins | 2004 | 10.5 | 9.5 | 11.6 | 11.8 | 43.4 |
| 36 | REYPIN LEONIE | Nivolas vermelle 1 | 2002 | 9.0 | 11.2 | 11.3 | 11.4 | 42.9 |
| 37 | CHENAT SAMANTHA | Vaugneray | 2002 | 10.6 | 11.2 | 9.0 | 11.8 | 42.6 |
| | MORI AUXANE | Tullins | 2003 | 10.0 | 11.3 | 10.5 | 10.8 | 42.6 |
| 39 | KUNTZ CHARLOTTE | Chaponnay | 2002 | 9.8 | 11.0 | 11.0 | 10.6 | 42.4 |
| 40 | GOMES DOS SANTOS MAELYS | Nivolas vermelle 2 | 2003 | 10.2 | 11.8 | 9.5 | 10.7 | 42.2 |
| 41 | PELLET CANDICE | Nivolas vermelle 2 | 2002 | 10.2 | 11.8 | 10.9 | 9.2 | 42.1 |
| 42 | JAILLOT AMELIE | Nivolas vermelle 2 | 2004 | 9.7 | 11.0 | 11.1 | 10.2 | 42.0 |
| 43 | GUETH LUCIE | Belleville sur saone | 2002 | 9.9 | 10.7 | 10.8 | 10.5 | 41.9 |
| 44 | DELECROIX ROMANE | Chaponnay | 2002 | 10.2 | 8.3 | 11.1 | 11.7 | 41.3 |
| 45 | MATHON ANGELINA | Loriol | 2006 | 9.8 | 10.7 | 8.9 | 11.8 | 41.2 |
| | BUZZACHERA ZOE | Chaponnay | 2004 | 9.7 | 10.8 | 10.8 | 9.9 | 41.2 |
| 47 | ZAPPA MARGAUX | Irigny | 2002 | 10.2 | 8.2 | 12.1 | 10.5 | 41.0 |
| 48 | GOMICHO ZOE | Limonest | 2002 | 9.9 | 9.0 | 10.4 | 11.0 | 40.3 |
| 49 | GAROUI LILOU | Boen AL | 2005 | 9.8 | 8.8 | 10.7 | 10.9 | 40.2 |
| 50 | LEFEVRE CAROLINE | Vaugneray | 2002 | 10.3 | 10.5 | 10.0 | 7.8 | 38.6 |
| 51 | MORRISON ALYCIA | Belleville sur saone | 2003 | 9.9 | 10.2 | 10.2 | 7.6 | 37.9 |
| 52 | VINAI JULIETTE | Tullins | 2005 | 9.5 | 5.6 | 10.5 | 11.3 | 36.9 |
| 53 | DADOUNE SOFIA | Nivolas vermelle 1 | 2001 | 9.5 | 6.2 | 8.6 | 10.6 | 34.9 |
| 54 | COURTOIS LUCIE | Nivolas vermelle 1 | 2002 | 10.8 | 0.0 | 9.2 | 10.8 | 30.8 |
| 55 | GANJEAN ELISE | Nivolas vermelle 1 | 2002 | 9.9 | 0.0 | 11.1 | 8.8 | 29.8 |
| 56 | MASIA LEA | Tullins | 2000 | 9.5 | 4.2 | 5.6 | 9.4 | 28.7 |
| 57 | RODRIGUES MARIE | St Priest | 2003 | 0.0 | 11.5 | 10.7 | 0.0 | 22.2 |
| 58 | PONCET LEA | Boen AL | 2003 | 0.0 | 0.0 | 11.4 | 10.7 | 22.1 |
| 59 | TEYSSIER CHARLOTTE | Brindas | 2001 | 0.0 | 0.0 | 6.5 | 0.0 | 6.5 |
| 60 | MAHMOUD ASSIL | St Priest | 2002 | 0.0 | 0.0 | 0.0 | 0.0 | 0.0 |
| | HONTAAS-BERTHOUX LILOU | Limonest | 2004 | 0.0 | 0.0 | 0.0 | 0.0 | 0.0 |
| | GUEGUENOU LOANE | Chaponnay | 2003 | 0.0 | 0.0 | 0.0 | 0.0 | 0.0 |
| | MEYER LUCIE | Chaponnay | 2003 | 0.0 | 0.0 | 0.0 | 0.0 | 0.0 |

3. FEMININ NIVEAU4 8-14 ans . SA_DA (individuels)

3.1. Résultats par équipes

| | Equipe | Club |  |  |  |  | Total |
|---|---------------------|----------------------------|--|---|---|---|-------|
| 1 | Villette d Anthon 2 | 69--Villette gym | 32.3 | 37.5 | 36.5 | 37.2 | 143.5 |
| 2 | Bron | 69--Amicale Laïque de Bron | 32.1 | 37.5 | 36.6 | 37.2 | 143.4 |
| 3 | Villette d Anthon 1 | 69--Villette gym | 32.9 | 37.5 | 35.0 | 36.7 | 142.1 |

3.2. Résultats individuels

| | Gymnaste | Equipe | Annee |  |  |  |  | Total |
|----|------------------|---------------------|-------|--|---|---|---|-------|
| 1 | GOJON EVA | Villette d Anthon 1 | 2008 | 10.8 | 12.7 | 12.3 | 13.0 | 48.8 |
| 2 | MERAI YOSRA | Bron | 2008 | 11.0 | 12.8 | 12.5 | 11.7 | 48.0 |
| 3 | KERMICHE MEISSA | Bron | 2009 | 10.7 | 11.7 | 12.7 | 12.7 | 47.8 |
| 4 | CARNEIRO CATLINE | Villette d Anthon 2 | 2006 | 10.4 | 12.2 | 12.2 | 12.8 | 47.6 |
| | FESCHE MELYNE | Villette d Anthon 2 | 2008 | 10.9 | 12.4 | 11.7 | 12.6 | 47.6 |
| 6 | LALA CLOE | Villette d Anthon 2 | 2006 | 10.8 | 12.4 | 12.2 | 11.8 | 47.2 |
| 7 | DEBRAY ANAIS | Villette d Anthon 1 | 2007 | 11.2 | 12.4 | 11.4 | 12.1 | 47.1 |
| 8 | FRICOT ELISE | Villette d Anthon 2 | 2007 | 10.5 | 12.7 | 12.1 | 11.6 | 46.9 |
| 9 | THION LOUISE | Bron | 2009 | 10.3 | 12.7 | 11.4 | 12.2 | 46.6 |
| 10 | BUSSIÈRE LIV | Villette d Anthon 1 | 2007 | 10.9 | 12.4 | 10.6 | 11.6 | 45.5 |
| 11 | GATHERON LEINE | Villette d Anthon 2 | 2008 | 10.6 | 12.0 | 10.9 | 11.2 | 44.7 |
| 12 | HUGONNET NOEMIE | Villette d Anthon 1 | 2007 | 10.8 | 10.9 | 11.3 | 11.6 | 44.6 |
| | LUCIANI ELISA | Bron | 2008 | 10.4 | 11.5 | 10.9 | 11.8 | 44.6 |
| 14 | DELIOT CELESTINE | Villette d Anthon 1 | 2007 | 9.9 | 11.0 | 11.0 | 9.7 | 41.6 |
| 15 | LENTENGNE ALICIA | Bron | 2008 | 0.0 | 12.0 | 11.0 | 12.3 | 35.3 |