

Résultats de la compétition

1/2 Finale Groupe 2

Voreppe / Tullins





1 et 2 Mai 2010

1. FEMININ NIVEAU6 9-14 ans . SA_DA (individuels)

1.1. Résultats par équipes

	Equipe	Club					Total
1	Francheville	Gym dans'	27.2	31.9	30.3	30.2	119.6
2	Crest 2	Us crétoise gymnastique	25.4	31.8	30.1	29.4	116.7
3	Lambesc 1	ALSL lambesc	26.1	31.9	29.0	28.9	115.9
4	Limonest	ascjl Limonest	25.5	31.7	28.1	30.2	115.5
5	Savigny	A.s.c.savigny	27.1	30.6	28.6	28.8	115.1
6	St Priest	Gymnique association saint priest	26.7	30.5	29.1	28.5	114.8
7	La ciotat	Gymnaste club la ciotat	25.3	30.0	28.1	30.7	114.1
8	Meyzieu	FJEP Meyzieu	24.4	30.0	30.0	29.1	113.5
9	Brindas	AS Brindas	26.4	29.7	27.5	29.5	113.1
10	CHAMBON FEUGEROLLES	Liberté	25.1	31.3	27.3	28.8	112.5
11	Lambesc 2	ALS Lambesc	25.5	30.6	26.0	27.6	109.7
Equipes déclassées							
	Equipe	Club					Total
1	Vinay	GYM CLUB DE VINAY	26.3	30.5	28.3	28.1	113.2





1.2. Résultats individuels

	Gymnaste	Equipe	Annee					Total
1	MARINELLI Laura	Francheville	1996	6.8	8.3	7.7	7.5	30.3
2	PHILIBERT Jade	Savigny	2000	6.7	8.3	7.3	7.9	30.2
3	RAMAIN Jessica	Francheville	2000	6.7	8.2	7.4	7.6	29.9
4	REYMOND Heloise	Francheville	1999	6.7	7.5	7.9	7.7	29.8
5	MELIS MARINE	Limonest	1997	6.4	8.2	7.6	7.5	29.7
6	SACILOTTO Marie	Crest 2	1995	6.1	8.0	7.8	7.6	29.5
7	VALETTE ELISA	CHAMBON FEUGEROLLES	1997	6.4	8.2	7.2	7.6	29.4
8	PANFILOFF Elisa	La ciotat	1997	6.5	8.0	7.1	7.7	29.3
	MONTMARTIN MANON	CHAMBON FEUGEROLLES	1997	6.2	8.2	7.7	7.2	29.3
10	COLARDELLE Charlotte	Crest 2	1998	6.6	8.2	7.2	7.2	29.2
	SACILOTTO Camille	Crest 2	1995	6.6	7.6	7.4	7.6	29.2
	CURTET Anaïs	Meyzieu	1996	6.0	8.0	8.0	7.2	29.2
13	TORRENTE Camille	Lambesc 1	1995	6.5	8.1	7.2	7.3	29.1
	TRANCHAND Camille	Lambesc 1	1997	6.5	7.6	8.0	7.0	29.1
	BUFFART LALOU	Brindas	1996	6.7	7.5	7.3	7.6	29.1
16	BERNARDIN Camille	La ciotat	1996	6.1	7.8	7.1	8.0	29.0
17	COLAS Alice	Francheville	1999	7.0	7.4	7.1	7.4	28.9
18	PFAUWADEL Camille	La ciotat	1995	6.4	7.8	7.1	7.5	28.8
	DONATO Cécilia	Crest 2	1995	6.1	8.0	7.7	7.0	28.8
20	MARION Lucie	Vinay	1998	6.7	7.6	7.0	7.4	28.7
21	CELESTINE Sharone	St Priest	1998	6.8	7.4	7.7	6.7	28.6
	DYMOVIEZ Sandra	Meyzieu	1996	6.1	6.8	8.2	7.5	28.6
23	VERNE Marie	St Priest	1997	6.7	8.1	6.3	7.4	28.5
24	LEMOINE PAULINE	Limonest	2000	6.1	8.1	6.6	7.6	28.4
25	BASTARD Johanna	Lambesc 1	1995	6.7	8.1	6.3	7.2	28.3
	JACQUES Anais	Lambesc 1	1996	6.3	8.1	6.7	7.2	28.3
27	GUICHARD Mathilde	Vinay	1999	6.7	7.8	7.2	6.5	28.2
	PACCALET Coline	Vinay	1998	5.9	7.9	7.6	6.8	28.2
29	EL GROMBALI Hella	St Priest	1996	6.0	7.3	7.4	7.4	28.1





	CHALON Marilys	Savigny	1997	6.9	7.5	6.8	6.9	28.1
	GRAVICHE Lauriane	Savigny	1996	6.6	7.3	7.2	7.0	28.1
	ZÉMA Carla	Meyzieu	1997	6.3	7.5	6.9	7.4	28.1
33	GUIGUET Jade	St Priest	1998	6.6	7.6	7.0	6.8	28.0
	PEUBEZ Fanny	Savigny	1997	6.7	7.4	7.3	6.6	28.0
35	OGIER Clara	St Priest	1997	6.6	7.4	7.0	6.9	27.9
	SONTHONNAX LEA	Limonest	1996	5.8	7.4	7.0	7.7	27.9
37	BECHE JULIE	Limonest	1997	6.3	8.0	6.2	7.1	27.6
38	BOURRAT Anne sophie	Savigny	1998	6.8	7.4	6.6	6.6	27.4
	OLIVER Pauline	Lambesc 2	1997	5.7	7.7	6.7	7.3	27.4
40	TALLENT Justine	Francheville	1999	5.9	7.9	7.3	6.1	27.2
	RAYMOND Elise	Lambesc 2	1995	6.4	7.8	6.4	6.6	27.2
42	ARNOUX PAULINE	Brindas	1999	6.8	7.7	6.0	6.6	27.1
43	LUCCI Carla	La ciotat	1997	6.3	6.4	6.8	7.5	27.0
	BASTARD Julie	Lambesc 1	1999	6.4	6.3	7.1	7.2	27.0
45	MALLARONI Camille	Lambesc 2	1996	6.1	7.1	6.5	7.2	26.9
	CHALEARD ANNE VIOLETTE	Limonest	1997	6.5	6.1	6.9	7.4	26.9
47	DHORDAIN Margaux	Vinay	1998	6.5	7.0	6.5	6.8	26.8
	MARAND Laurine	Vinay	1996	6.2	7.1	6.4	7.1	26.8
	PAPA Carla	Lambesc 2	1997	6.6	8.0	6.3	5.9	26.8
	REA OCEANE	Brindas	1996	6.4	7.0	5.9	7.5	26.8
51	GAY TIFFFANIE	Brindas	1998	6.3	6.0	7.0	7.4	26.7
52	VIAL Clothilde	St Priest	1998	6.5	6.7	7.0	6.3	26.5
	ALIBERT Mylène	Meyzieu	1996	6.0	7.6	5.9	7.0	26.5
54	GERMAIN Anaïs	Vinay	1997	6.4	7.2	6.0	6.8	26.4
	CAVALIER Chloé	Lambesc 2	1996	6.4	7.1	6.4	6.5	26.4
56	FAURE CLEMENCE	CHAMBON FEUGEROLLES	1995	5.9	7.5	6.0	6.8	26.2
57	SOULIER MANON	CHAMBON FEUGEROLLES	1999	5.6	7.4	5.9	7.2	26.1
58	CHARBONNEL Marie	Savigny	1995	5.9	6.4	6.7	7.0	26.0
59	CARDOT MELANIE	CHAMBON FEUGEROLLES	1997	6.4	7.2	5.9	6.4	25.9
	RANCON CHARLOTTE	CHAMBON FEUGEROLLES	1997	6.1	7.0	6.4	6.4	25.9
61	PERRIN GAELLE	Limonest	1996	6.3	5.8	6.3	7.3	25.7
62	BERERA Déborah	Meyzieu	1996	5.8	6.9	6.4	6.4	25.5
63	GUENASSIA MATHILDE	Brindas	1996	6.5	6.2	5.5	7.0	25.2
64	BOURLOIS Solène	Meyzieu	1997	0.0	6.7	6.9	6.4	20.0
65	PITAUD TRACY	Brindas	1996	0.0	7.5	7.2	0.0	14.7
66	COUSTET Noémie	Francheville	1997	0.0	7.3	7.2	0.0	14.5
67	COMPAIN Marianne	Crest 2	1995	0.0	0.0	0.0	0.0	0.0

2. FEMININ NIVEAU5 9-14 ans . SIMPLE_APPARTENANCE (individuels)

2.1. Résultats par équipes

	Equipe	Club					Total
1	Lambesc	ALSL lambesc	28.5	31.7	28.8	30.7	119.7
2	St Genis les Ollières	Entente St genoise	26.2	31.0	30.6	30.8	118.6
3	Meylan	ASPA Meylan	25.9	30.6	31.1	30.4	118.0
4	Chaponnay	Chaponnay gym	27.7	28.6	30.4	30.5	117.2
5	Riorges	Olympique riorges gymnastique	26.5	30.2	28.3	30.8	115.8
6	Chateaurenard	Indépendante chateaurenard	26.5	30.4	27.8	30.5	115.2
7	Rhodia club	Rhodia-Club Gymnastique	26.3	30.7	27.0	31.1	115.1
8	Trets	Gymnastique sportive tretsoise	24.7	30.4	27.6	30.7	113.4
9	Marcy Charbonnières	AS Marcy Charbonnières	26.2	29.9	27.6	29.0	112.7
10	Heyrieux	J.A.Heyrieux Gymnastique Sportive	26.2	27.9	25.1	30.8	110.0
11	BRON	ALB	25.6	26.4	27.0	28.5	107.5
12	Lozanne	Gym lozanne	25.9	28.0	24.3	29.0	107.2
13	Vaugneray	USOL	26.8	27.6	24.8	27.9	107.1
14	Givors	Independante givors	25.4	26.6	24.9	28.7	105.6





2.2. Résultats individuels

	Gymnaste	Equipe	Annee					Total
1	VENTU Manon	Lambesc	1997	7.5	7.8	7.7	7.7	30.7
2	SANCHEZ EMILIE	BRON	1998	6.7	8.0	8.3	7.4	30.4
3	BABIN Celine	Riorges	1996	6.8	7.9	7.5	7.9	30.1
	LAPERROUSE Eva	Rhodia club	1996	6.8	8.2	7.1	8.0	30.1
5	GUYON Capucine	St Genis les Ollières	1997	6.7	8.0	7.4	7.9	30.0
	BUTRUILLE Alix	Meylan	1996	6.6	8.1	7.6	7.7	30.0
7	IDANEZ Vanessa	Lambesc	1996	6.9	7.9	7.5	7.6	29.9
8	ARLAUD Romane	St Genis les Ollières	1995	6.5	7.6	7.9	7.8	29.8
9	SANCHEZ Chloe	Chaponnay	1998	7.2	7.6	7.3	7.6	29.7
10	EXBRAYAT Mathilde	Rhodia club	1995	6.4	8.1	7.3	7.8	29.6
11	VEUILLET Victoria	Marcy Charbonnières	1996	6.9	8.1	7.3	7.1	29.4
12	WALBERT Audrey	Lambesc	1997	6.6	7.8	7.5	7.4	29.3
	AIT-OUARAB Sarah	Heyrieux	1996	6.8	7.9	6.7	7.9	29.3
	POUTEAU Margerie	Meylan	1996	6.4	7.7	7.9	7.3	29.3
15	LOPEZ Mathilde	Chaponnay	1997	7.0	6.7	8.1	7.4	29.2
16	JOUSSIER Camille	Trets	1996	6.4	7.9	6.9	7.9	29.1
	CORSI Noemie	Lambesc	1997	7.2	8.2	6.1	7.6	29.1
18	DELANNOY Juliette	Chaponnay	1997	6.7	7.2	7.4	7.7	29.0
19	JACQUEMONT Noemie	Riorges	1996	6.6	7.7	7.0	7.6	28.9
	MASTORINO Justine	Chateaurenard	1999	6.3	8.3	7.2	7.1	28.9
	VOLLE Charlène	Chateaurenard	1995	6.7	7.7	6.8	7.7	28.9
22	LEBRUN Louise	Chaponnay	1997	6.8	6.8	7.6	7.6	28.8
	GUERRY Chloé	Meylan	1997	6.2	7.7	7.9	7.0	28.8
24	ZEBALLI Janna	St Genis les Ollières	1996	6.5	7.4	7.4	7.4	28.7
25	GIOVANNINI Julia	Meylan	1999	6.3	7.1	7.7	7.5	28.6
26	MORSETTI Elise	Marcy Charbonnières	1997	6.7	7.2	6.9	7.6	28.4





27	DAMINIANI Anaïs	Chateaurenard	1995	6.8	7.2	6.7	7.6	28.3
28	MORELLON Alexia	St Genis les Ollières	1996	6.5	6.1	7.9	7.7	28.2
	COQUET Laura	Meylan	1996	6.1	7.0	7.4	7.7	28.2
30	SCHNEIDER Jeanne	Lambesc	1997	6.9	7.6	5.8	7.8	28.1
	MAMET Orlane	Riorges	1996	6.7	7.5	6.3	7.6	28.1
	MERIGOT Lea	Riorges	1995	6.4	7.1	6.9	7.7	28.1
	DUTFOY Chloé	Chateaurenard	1995	6.4	7.0	7.1	7.6	28.1
34	DESCHAMPS Alexa	Chateaurenard	1996	6.6	7.2	6.6	7.6	28.0
35	ROGEAT Manon	Trets	1995	5.8	7.4	6.8	7.8	27.8
	FINET Bérange	Meylan	1996	6.6	6.5	7.2	7.5	27.8
37	BLANCHARD Noémie	Heyrieux	1997	6.7	7.4	5.9	7.6	27.6
	PEFAURE Jade	Marcy Charbonnières	1995	6.4	7.3	6.8	7.1	27.6
39	GIRY Capucine	Trets	1996	6.3	7.1	6.4	7.7	27.5
	LENEINDRE Clélia	Trets	1997	5.3	7.5	7.4	7.3	27.5
	PADROS Maeva	Chaponnay	1997	6.1	7.0	6.8	7.6	27.5
42	DUC Cyrielle	Lozanne	1995	6.8	7.7	5.3	7.5	27.3
43	COQUILLAT Justine	Trets	1996	6.1	7.6	6.5	7.0	27.2
	PERRIER Margaux	Marcy Charbonnières	1997	6.2	7.3	6.6	7.1	27.2
45	JAROUX Solene	Riorges	1995	5.9	6.8	6.9	7.5	27.1
	DURAND Morgane	Heyrieux	1997	6.5	6.1	6.8	7.7	27.1
47	MEUNIER Olivia	Marcy Charbonnières	1995	6.0	7.2	6.5	7.2	26.9
48	DURANTON Ninon	Rhodia club	1996	6.4	7.7	5.1	7.6	26.8
	GAY Alice	Vaugneray	1997	6.6	7.0	6.5	6.7	26.8
50	LABIDI Alicia	Givors	1996	6.7	7.3	5.5	7.2	26.7
	CRUVEILLER Laurene	Lozanne	1996	6.3	7.0	6.0	7.4	26.7
52	CANON Justine	Rhodia club	1995	6.7	6.2	6.0	7.7	26.6
	BELGUIRAL Lisa	Chateaurenard	1995	5.9	6.8	6.3	7.6	26.6
	MERMOURI Myriam	Givors	1996	6.5	6.5	6.6	7.0	26.6
55	DECLERIEUX Océane	Vaugneray	1997	6.7	6.4	6.4	7.0	26.5
	NGUYEN CAMILLE	BRON	1999	6.2	7.3	5.8	7.2	26.5
57	CURMI Noémie	Vaugneray	1997	6.9	7.4	5.6	6.5	26.4
58	ENGEL Marine	Lozanne	1995	6.3	6.0	6.8	7.2	26.3
	SCHEIDEGGER Mathilde	Lozanne	1996	6.5	7.3	6.0	6.5	26.3
60	KAHOUL Ines	Givors	1995	6.2	5.9	6.5	7.4	26.0
61	METRAL Lucie	Rhodia club	1996	6.2	5.2	6.6	7.5	25.5
62	NAVILLOZE Sacha	Vaugneray	1999	6.6	5.0	6.2	7.4	25.2
63	ROZIER Lucie	Rhodia club	1996	5.6	6.7	5.2	7.6	25.1
	MERMOURI AMELLE	Givors	1998	5.6	6.5	6.0	7.0	25.1
65	LORENTE Chloé	Givors	1995	6.0	6.0	5.8	7.1	24.9
66	BIRA KAHIRA	BRON	1995	6.1	5.0	6.7	7.0	24.8
67	MARTIN Justine	Vaugneray	1996	5.4	6.8	5.5	6.7	24.4
68	REYMOND Marinca	Trets	1996	5.9	5.1	6.0	7.2	24.2
69	GAIHIER EMMA	BRON	1998	6.4	6.1	4.7	6.9	24.1
70	DEBARD Justine	Vaugneray	1997	6.2	5.1	5.7	6.8	23.8
	BERTHELOT ALEXIA	BRON	1998	6.3	4.8	6.2	6.5	23.8
72	DECRAND Marilou	Heyrieux	1995	6.2	4.3	5.7	7.0	23.2
73	KOUZEHINIE Eurydice	Givors	1998	5.5	6.3	4.5	6.3	22.6
74	LOPEZ Olivia	Lozanne	1995	5.4	4.4	5.5	6.9	22.2
75	MOUNERON Élise	Heyrieux	1995	0.0	6.5	5.7	7.6	19.8
76	ARCHIMBAUD Elise	St Genis les Ollières	1995	0.0	8.0	6.0	0.0	14.0
77	BOURLIER Clara	Riorges	1995	0.0	7.1	0.0	0.0	7.1

3. FEMININ NIVEAU4 9-12 ans . SIMPLE_APPARTENANCE (individuels)

3.1. Résultats par équipes




	Equipe	Club					Total
1	Roquevaire	Etoile gymnique de roquevaire	21.5	26.0	25.1	23.0	95.6

3.2. Résultats individuels





	Gymnaste	Equipe	Annee					Total
1	BERRIEN Coline	Roquevaire	1997	7.1	8.8	8.7	8.3	32.9
2	BOVERO Jeanne	Roquevaire	1997	7.7	8.6	8.6	7.9	32.8
3	BOVERO Julie	Roquevaire	1997	7.9	8.1	7.4	8.7	32.1
4	MICHAUD Delphine	Roquevaire	1997	6.9	7.1	7.8	7.7	29.5
5	RANDO Oceane	Roquevaire	1997	6.7	8.6	5.9	7.8	29.0

4. FEMININ NIVEAU6 9-12 ans . SA_DA (individuels)

4.1. Résultats par équipes

	Equipe	Club					Total
1	Vénissieux	Cmo vénissieux	26.5	31.9	28.4	32.1	118.9
2	La ciotat	Gymnaste club la ciotat	26.1	30.6	28.9	32.3	117.9
3	Lambesc	ALSL lambesc	27.0	31.2	28.9	30.6	117.7
4	Meylan	Aspa meylan	25.7	31.6	30.0	30.0	117.3
	Millery	ESMC gym	26.5	31.2	29.6	30.0	117.3
6	ECHIROLLES	ALE	26.0	31.7	29.8	29.6	117.1
7	Crolles	Gym et rythme crolles	25.8	30.8	29.3	30.6	116.5
8	Anse	Jeunesse ansoise	24.8	31.4	29.0	29.6	114.8
9	Chaponnay	Chaponnay gym	25.4	31.8	28.6	28.0	113.8
10	St Rambert d Albon	ASCR Gym	26.1	30.0	28.0	29.6	113.7
11	Trets 1	Gymnastique sportive tretsoise	26.0	31.1	27.5	28.6	113.2
12	Boen AL	Amicale laique de boen	24.7	30.6	26.6	29.1	111.0





4.2. Résultats individuels

	Gymnaste	Equipe	Annee					Total
1	PERON Alexia	Meylan	1998	6.4	8.2	7.9	7.9	30.4
2	PFAUWADEL Laura	La ciotat	1999	6.6	8.1	7.1	8.3	30.1
	BERNARD Emilie	Lambesc	1998	7.1	8.0	7.6	7.4	30.1
4	VALENTIN Charlotte	Vénissieux	1998	7.1	8.1	6.8	8.0	30.0
	LIS ANAIS	ECHIROLLES	1999	6.3	8.0	7.9	7.8	30.0
6	MEYNAND Lalie	Vénissieux	1998	6.8	7.9	7.3	7.9	29.9
7	VANBECELAERE Manon	Millery	1998	7.0	8.1	7.6	7.1	29.8
8	TAVIAUX Lise	Millery	1999	6.6	7.9	7.5	7.6	29.6
9	DEMULE Alicia	Anse	1997	6.8	7.8	7.1	7.8	29.5
	CREPIEUX Emma	Chaponnay	1999	6.4	8.0	7.4	7.7	29.5
11	AVRIL Pauline	Crolles	1998	6.4	7.9	7.3	7.8	29.4
12	CANTALUPPI Clémentine	Vénissieux	1998	6.2	8.0	7.0	8.1	29.3
	VOUILLAMOZ CELIA	ECHIROLLES	1998	6.3	8.1	7.6	7.3	29.3
14	CHETRAOUI Myriam	Vénissieux	1999	6.1	7.9	7.0	8.1	29.1
15	GOETINCK Sarah	St Rambert d Albon	1998	6.9	7.7	6.8	7.6	29.0
	COUTURIER Manon	Trets 1	1998	6.5	7.5	7.3	7.7	29.0
	SERANGE Morgane	Lambesc	1998	6.7	7.2	7.2	7.9	29.0
	BROSSARD Lucie	Millery	1997	6.3	7.5	7.5	7.7	29.0
19	MARTOS Lorrie	St Rambert d Albon	1999	6.7	7.5	7.3	7.4	28.9
	BOSQUIER Maeva	La ciotat	1997	6.3	7.3	7.6	7.7	28.9
	PERRIN Malia	Crolles	2000	6.4	7.5	7.4	7.6	28.9
22	LALOZ Clemence	Crolles	2000	6.6	7.3	7.2	7.7	28.8
	HAMDANA AMBRINE	ECHIROLLES	1999	6.6	7.7	7.3	7.2	28.8
24	FOUET Nina	La ciotat	1999	6.6	7.6	6.4	8.1	28.7
	THENOUX Ines	La ciotat	1998	6.5	7.6	6.7	7.9	28.7
	AQUILINA Lauriane	Lambesc	1997	6.9	6.9	7.1	7.8	28.7
	TADUY Sara	Meylan	1998	6.5	7.8	7.2	7.2	28.7
	DJALIL Kheira	Vénissieux	1999	6.0	7.7	7.1	7.9	28.7
29	AQUADRO Ariane	La ciotat	1999	6.4	6.7	7.5	8.0	28.6
	COLOMBET Lison	Crolles	1999	6.0	7.7	7.4	7.5	28.6





31	ARRIVE Auriane	Meylan	1998	6.3	7.6	7.3	7.3	28.5
	BOROWIEC ROXANE	ECHIROLLES	1997	6.8	7.8	7.0	6.9	28.5
33	RIPOLL Alison	Boen AL	1999	6.0	8.0	7.4	7.0	28.4
	INGRASSIA Clara	Chaponnay	1999	6.3	8.2	7.3	6.6	28.4
35	DEMAUGE Pauline	Anse	1998	6.1	7.8	7.2	7.2	28.3
	CAUCHIS Gwendoline	Lambesc	1999	6.3	8.2	7.0	6.8	28.3
	DENEUFVILLE Agathe	Lambesc	1998	6.1	7.8	6.9	7.5	28.3
38	GRANGEAT Charlotte	Crolles	1999	6.4	7.7	6.8	7.3	28.2
39	MIASOTI Ludyvine	Anse	1997	6.0	7.8	7.5	6.8	28.1
	BONGIORNO Audrey	Vénissieux	1998	6.4	7.6	6.9	7.2	28.1
	HAMIOT Lola	Millery	1999	6.1	7.7	7.0	7.3	28.1
42	SUROWKA Emma	Millery	1998	6.6	7.2	6.9	7.3	28.0
	PERRET LOUANE	ECHIROLLES	1998	6.2	7.8	6.7	7.3	28.0
44	BLAIZOT Eva	Trets 1	1998	6.1	7.9	6.9	7.0	27.9
45	MONTI Olivia	Chaponnay	1999	6.2	7.8	7.1	6.7	27.8
	ROY Pauline	Chaponnay	1998	6.3	7.8	6.8	6.9	27.8
47	LAVALEIX Lola	Trets 1	1997	6.4	7.6	6.5	7.2	27.7
	TURINI Elsa	Trets 1	1997	6.8	7.9	6.4	6.6	27.7
	PERENON Rhomane	Chaponnay	1998	6.4	7.8	6.8	6.7	27.7
50	RAVAS Noemie	Millery	1998	6.2	7.3	6.7	7.4	27.6
51	MAMDY Savannah	St Rambert d Albon	1998	6.1	7.0	7.2	7.0	27.3
	CREISSEL Andréa	Meylan	1998	6.5	5.6	7.6	7.6	27.3
53	GRATESOL Carla	St Rambert d Albon	1998	6.4	7.7	5.9	7.2	27.2
	DESCHAMPS Anouk	Boen AL	1999	6.5	7.5	6.1	7.1	27.2
55	MARON Noemie	St Rambert d Albon	1998	5.8	7.1	6.7	7.4	27.0
56	CHOPETTE Marine	Boen AL	1997	6.0	6.9	6.6	7.3	26.8
57	COUDOUR Emilie	Boen AL	1999	6.2	7.5	5.7	7.3	26.7
	PESSEY Yuzhen	Meylan	1999	6.3	8.0	6.2	6.2	26.7
59	BUTRUILLE Solène	Meylan	1998	6.3	7.1	6.6	6.6	26.6
60	MAURINES Roxanne	Anse	1998	5.9	7.7	6.3	6.5	26.4
61	CHARRET Elina	Boen AL	1999	5.4	7.6	6.1	7.2	26.3
62	DIE Léane	Trets 1	1999	6.1	7.7	5.4	6.7	25.9
63	MASSIT Marielle	Crolles	1998	6.2	6.0	6.4	7.2	25.8
64	DICOLANDREA Manon	Trets 1	1999	6.3	6.0	6.8	6.4	25.5
65	PASCAL Laure	St Rambert d Albon	1998	5.8	6.6	5.6	6.9	24.9
66	MOLLON Clothide	Boen AL	1998	5.6	5.4	6.5	7.3	24.8
67	ROMAIN-GUIDANI Alizée	Anse	1998	0.0	8.0	7.2	7.8	23.0
68	GARDEL Maud	Anse	1998	4.7	6.4	0.0	6.5	17.6

5. FEMININ NIVEAU4 11 + . SIMPLE_APPARTENANCE (individuels)

5.1. Résultats par équipes

	Equipe	Club					Total
1	Vénissieux	CMO Vénissieux	20.6	27.6	24.6	23.9	96.7
2	Jonage	E.s.j gymnastique artistique	19.1	27.3	25.0	24.5	95.9
3	Rhodia club 2	Rhodia-Club Gymnastique	19.2	27.1	24.1	23.9	94.3
4	Etoile beaujolaise	Etoile beaujolaise	20.7	22.4	25.6	24.9	93.6
5	Bourg de thiziy	L etoile et les jeunes etoiles	20.6	24.1	25.8	22.8	93.3
6	St Martin d hères	Essm gymnastique	20.5	25.2	23.8	23.5	93.0
7	Givors	Independante givors	20.1	25.5	22.7	24.3	92.6
8	La tour du pin	L'alerte gymnastique la tour du pin	20.0	25.2	25.5	21.8	92.5
9	Meylan	Aspa meylan	18.7	25.1	22.0	22.6	88.4
10	Chaponnay	Chaponnay gym	19.6	23.7	21.5	22.2	87.0

5.2. Résultats individuels

	Gymnaste	Equipe	Annee					Total
1	RASEPOURCHON Océane	Vénissieux	1992	6.9	9.4	8.9	8.5	33.7
2	JAUMONET Marie	Jonage	1991	6.5	9.4	8.6	8.4	32.9
3	CLAPIER Laurianne	La tour du pin	1991	6.5	9.0	9.1	7.9	32.5
4	TOUMI Morene	Givors	1988	6.9	9.4	7.8	8.2	32.3
5	DUKLOUX Charlotte	Vénissieux	1988	6.8	8.9	8.4	7.9	32.0
6	LAGOUTTE Marie	Etoile beaujolaise	1987	6.6	8.6	8.6	8.1	31.9
7	DOLZ Virginie	Rhodia club 2	1989	6.7	9.2	7.9	7.9	31.7
8	GUYARD Laurine	Bourg de thiziy	1991	7.2	7.3	9.0	8.1	31.6
9	FARROUCH Clara	St Martin d hères	1997	6.8	8.6	7.8	8.3	31.5
10	DOLZ Caroline	Rhodia club 2	1994	6.1	9.1	8.2	7.6	31.0
11	PELIN Aurélie	Givors	1990	6.5	8.9	7.4	8.1	30.9
12	GUINEL Maryline	Etoile beaujolaise	1990	6.9	7.0	8.3	8.6	30.8
13	BRUNEL Alexandra	Jonage	1995	6.3	9.1	7.4	7.9	30.7
	LUÇON Emilie	Jonage	1994	6.2	8.1	8.2	8.2	30.7
15	RODRIGUEZ Jennifer	Etoile beaujolaise	1990	7.2	6.5	8.7	8.2	30.6
16	DUKLOUX Camille	Vénissieux	1993	6.9	9.2	7.0	7.4	30.5
17	LABROSSE Pauline	Bourg de thiziy	1990	6.9	7.6	8.6	7.2	30.3
	SEGAULT Louise	Chaponnay	1992	6.8	8.1	7.4	8.0	30.3
19	SANCHEZ Alizée	Meylan	1996	6.0	8.5	8.0	7.7	30.2
	LEBLANC Sandy	Rhodia club 2	1992	6.2	8.6	8.0	7.4	30.2
21	COROT Mélodye	Bourg de thiziy	1989	5.8	8.8	8.2	7.3	30.1
22	DURIEUX Charlotte	Rhodia club 2	1993	6.3	8.1	7.4	7.9	29.7
23	SIMEU Ceyla	Meylan	1996	5.8	8.7	7.6	7.4	29.5
	OLIVIERI Julie	St Martin d hères	1996	5.5	8.4	8.3	7.3	29.5
	PITTON Marine	Vénissieux	1991	6.5	8.2	7.3	7.5	29.5
26	NOHARET Julie	Rhodia club 2	1989	5.7	8.8	6.8	8.1	29.4
	PELIN Laura	Givors	1994	6.7	7.2	7.5	8.0	29.4
28	TOLISSO Marine	Bourg de thiziy	1992	6.5	7.7	7.3	7.4	28.9
29	FAURE Kathelyne	St Martin d hères	1995	7.2	5.7	7.7	7.9	28.5
30	LEMALIRE Fanny	La tour du pin	1994	7.2	6.4	7.9	6.9	28.4
31	ALAIMO Jordane	Chaponnay	1993	6.0	7.1	6.9	7.6	27.6

32	DA COSTA Sophie	St Martin d hères	1998	6.5	8.2	6.8	5.7	27.2
33	VITETTA Clarisse	Meylan	1993	5.5	7.9	6.2	7.5	27.1
	TALLONE Andrea	Jonage	1994	6.3	6.6	6.3	7.9	27.1
35	LEBRUN Camille	Chaponnay	1994	6.8	8.0	7.0	5.1	26.9
36	PEUTIN Marion	La tour du pin	1988	6.2	7.2	6.4	7.0	26.8
37	HAUDUCOEUR Gabrielle	Chaponnay	1994	6.0	7.6	7.1	6.0	26.7
38	RAYMOND Julie	Chaponnay	1993	5.9	7.1	6.9	6.6	26.5
39	WILBAUX Melanie	Givors	1987	5.4	6.1	6.9	7.3	25.7
40	BRUN BARONNAT Céline	Meylan	1993	6.4	5.4	6.4	7.4	25.6
41	TRIBOLLET Maud	Givors	1990	6.5	4.3	6.8	7.8	25.4
42	METRA Ludivine	Etoile beaujolaise	1986	4.9	6.8	7.1	4.9	23.7
43	BEL Caroline	La tour du pin	1987	6.3	0.0	6.3	6.9	19.5
44	COTTIN Sophie	La tour du pin	1985	0.0	9.0	8.5	0.0	17.5
45	RIVIERE Sophie	Jonage	1983	0.0	8.8	8.2	0.0	17.0
46	DALMAS Laurine	Vénissieux	1991	5.9	9.0	0.0	0.0	14.9
47	VERNAY Maëva	Bourg de thiziy	1991	0.0	0.0	6.7	6.8	13.5
48	GARIN Lucile	Meylan	1993	6.3	0.0	0.0	0.0	6.3
49	GALLIEN Delphine	St Martin d hères	1989	0.0	0.8	4.6	0.0	5.4