





Résultats de la compétition
Régionaux
La Montagne Rezé
12 et 13 mars 2011

1. FEMININ NIVEAU5 11 + . SIMPLE_APPARTENANCE (individuels)

1.1. Résultats par équipes

	Equipe	Club					Total
1	AEPR	Rezé	27.8	31.9	30.6	30.5	120.8
2	ALCB	Bouguenais	27.9	30.1	29.2	30.2	117.4
3	ALPC	Amicale Laïque Petit Chantilly	27.9	31.9	28.3	28.3	116.4
4	Les Ailes Bleues	Les Ailes Bleues	27.5	29.7	28.8	27.1	113.1
5	Doulon 1	Doulon 1	25.5	27.3	28.9	29.1	110.8
6	ALC	Saint Aignan Grandlieu	25.7	28.4	23.5	28.7	106.3
7	Doulon 2	Doulon 2	26.8	23.6	26.3	28.2	104.9





1.2. Résultats individuels

	Gymnaste	Equipe	Annee					Total
1	RIALLAND PRISCA	AEPR	1987	7.2	8.6	8.5	8.1	32.4
2	MOUTOUSSAMY LAURA	AEPR	1989	7.0	8.2	7.7	7.7	30.6
3	BONNET LUCIE	Les Ailes Bleues	1986	7.0	7.6	8.3	7.6	30.5
4	PERONNET JUSTINE	ALCB	1993	7.4	7.2	7.7	7.7	30.0
5	DANIEL ELODIE	ALPC	1995	7.1	8.3	7.5	6.9	29.8
6	SANSOUCY MANON	ALC	1995	6.7	7.8	7.3	7.9	29.7
7	ROBERT BREANNE	ALPC	1999	7.2	8.1	6.9	7.4	29.6
8	RICHARD AURELIE	Les Ailes Bleues	1987	6.8	7.9	7.4	7.4	29.5
9	DUFOUR CHARLINE	Doulon 2	1995	7.1	7.8	7.3	7.2	29.4
	DANIEL CELINE	ALPC	1995	7.3	7.7	7.0	7.4	29.4
11	PARSON SOLENE	AEPR	1995	6.8	7.8	7.0	7.6	29.2
12	SAGOT LAURA	Doulon 2	1994	6.8	8.0	7.2	7.1	29.1
	BLOCH NINA	ALCB	1994	7.1	7.0	7.5	7.5	29.1
14	BAZANTE LUCIE	Les Ailes Bleues	1991	7.3	6.7	7.5	7.3	28.8
	GAUTIER CAROLINE	ALCB	1991	6.6	7.6	6.8	7.8	28.8
16	PENEAU SARAH	AEPR	1988	6.6	7.3	7.3	7.1	28.3
17	BRULLIARD LISA	Doulon 1	1994	6.8	6.5	7.7	7.1	28.1
18	LEDUC LAURENE	Doulon 1	1992	7.3	6.3	7.2	7.0	27.8
19	TOUSSAINT DELPHINE	ALCB	1989	6.4	7.8	5.7	7.2	27.1
20	BRIENDO DELPHINE	AEPR	1994	6.8	6.6	7.1	6.5	27.0
	PERWUELZ ADELE	Doulon 1	1992	5.7	7.8	6.8	6.7	27.0
22	CHAUVIGNE CAMILLE	ALCB	1994	6.8	6.0	7.2	6.9	26.9
23	MARCHAND LOLA	ALPC	1998	6.3	7.8	6.9	5.5	26.5
24	POUCLET CHLOE	ALCB	1991	6.6	7.5	6.2	5.9	26.2
25	GUILBAUD ALISON	ALC	1995	6.1	7.3	5.8	6.8	26.0
26	TOUTAIN TIPHAINE	ALC	1997	6.5	6.7	5.1	7.2	25.5
27	DUVERT MAELYS	ALC	1997	6.4	6.6	5.0	6.8	24.8
28	JADEAU SANDY *	ALCB	1994	6.2	6.5	6.2	5.8	24.7
29	GEFFROY MORGANE	Doulon 1	1993	5.7	4.2	7.2	7.2	24.3
	BATAIL PATRICIA	Les Ailes Bleues	1992	6.4	7.5	5.6	4.8	24.3
31	HOCHET JULIE	Doulon 2	1996	5.9	3.7	6.1	7.5	23.2
32	JACOB LISE	ALC	1996	6.0	6.4	5.3	5.3	23.0
33	COLIN BLANDINE	ALPC	1997	6.1	4.7	5.3	6.6	22.7
34	PELHATE MARGAUX	Doulon 2	1995	6.3	4.1	5.4	6.4	22.2
35	AUBERT JUSTINE	Doulon 1	1993	0.0	6.7	6.6	7.8	21.1
36	PAUCSIK RAPHAELLE	Doulon 2	1995	6.6	3.6	5.7	0.0	15.9
37		AEPR	1990	0.0	0.0	0.0	0.0	0.0
6		Doulon 1	0	0.0	0.0	0.0	0.0	0.0
	ROUSSEL MARION	Doulon 2	1995	0.0	0.0	0.0	0.0	0.0





	BROCHIER FLORA *	Doulon 2	1995	0.0	0.0	0.0	0.0	0.0
2	*	Doulon 2	0	0.0	0.0	0.0	0.0	0.0
3	*	Doulon 2	0	0.0	0.0	0.0	0.0	0.0
4	*	Doulon 2	0	0.0	0.0	0.0	0.0	0.0
5	*	Doulon 2	0	0.0	0.0	0.0	0.0	0.0
6	*	Doulon 2	0	0.0	0.0	0.0	0.0	0.0
	ERNOULT CLEMENCE	Les Ailes Bleues	1995	0.0	0.0	0.0	0.0	0.0
	SAUVAGERE ARMELLE	Les Ailes Bleues	1993	0.0	0.0	0.0	0.0	0.0
	HERVOCHON FLORA *	ALCB	1996	0.0	0.0	0.0	0.0	0.0
3	*	ALCB	0	0.0	0.0	0.0	0.0	0.0
4	*	ALCB	0	0.0	0.0	0.0	0.0	0.0
5	*	ALCB	0	0.0	0.0	0.0	0.0	0.0
6	*	ALCB	0	0.0	0.0	0.0	0.0	0.0
	HEYDON LEA	ALPC	1993	0.0	0.0	0.0	0.0	0.0
	GUYOT CLAIRE *	ALPC	1992	0.0	0.0	0.0	0.0	0.0
	RIVAILLE VIRGINIE *	ALPC	1991	0.0	0.0	0.0	0.0	0.0
3	*	ALPC	0	0.0	0.0	0.0	0.0	0.0
4	*	ALPC	0	0.0	0.0	0.0	0.0	0.0
5	*	ALPC	0	0.0	0.0	0.0	0.0	0.0
6	*	ALPC	0	0.0	0.0	0.0	0.0	0.0
		ALC	0	0.0	0.0	0.0	0.0	0.0

2. FEMININ NIVEAU6 9-14 ans . SA_DA (individuels)

2.1. Résultats par équipes

	Equipe	Club					Total
1	AGPV 2	Vigneux de Bretagne	26.8	28.7	26.3	29.3	111.1
2	AGPV 1	Vigneux de Bretagne	25.2	28.2	27.9	28.7	110.0
3	Doulon 2	Doulon 2	25.6	29.0	27.5	27.7	109.8
4	AEPR	Rezé	24.6	28.9	26.6	27.8	107.9
5	Doulon	Doulon	23.9	28.2	26.6	26.8	105.5







2.2. Résultats individuels

	Gymnaste	Equipe	Annee					Total
1	BASSIN ODELINE	Doulon 2	1997	5.9	7.7	7.7	7.4	28.7
2	DENIS CHLOE	AGPV 2	0	7.2	7.3	6.3	7.4	28.2
3	SERRIE MARINE	AGPV 2	1997	6.8	6.6	7.1	7.5	28.0
4	GAUTHIER ENORA	Doulon 2	1998	6.6	7.3	7.0	6.8	27.7
	DERAME MYLENE	AGPV 2	1999	6.6	7.0	6.9	7.2	27.7
6	BAUD LUCILE	AGPV 1	1996	6.6	7.0	6.6	7.4	27.6
7	TISON NOLWENN	AGPV 1	1997	6.3	6.6	7.2	7.3	27.4
8	PAPINOT LOLA *	Doulon 2	1997	6.1	7.2	6.7	7.3	27.3
9	BERTAUD LAURIE	AEPR	1998	6.4	7.1	6.5	7.2	27.2
	GIRARD PECARRERE MARION	AEPR	1998	6.5	7.4	6.8	6.5	27.2
11	CLAVIER FANNY	Doulon	1996	6.5	7.5	6.5	6.6	27.1
	ALLAIN ALEXIA	AGPV 1	1997	6.2	7.3	6.8	6.8	27.1
	LOUATRON LUCIE	AGPV 2	1998	6.2	7.8	6.0	7.1	27.1
14	MORIN BLANDINE	Doulon 2	1997	6.3	7.4	6.6	6.5	26.8
15	GOURITTEN GWENAELE	AEPR	1997	5.4	7.2	6.5	7.6	26.7
16	HERVOUET CLEMENCE	AEPR	1996	6.0	7.1	6.7	6.4	26.2
	RUHLMAN CAROLINE	AGPV 1	1996	6.1	7.3	6.9	5.9	26.2
18	BAHON OCEANE	Doulon	1996	6.1	7.5	6.5	6.0	26.1
19	CADEAU EVA	AGPV 1	1996	5.6	6.2	7.0	7.1	25.9
20	RUDA CHLOE	Doulon	1997	5.3	5.8	7.6	7.1	25.8
21	FLOCH PAULINE	AEPR	1997	5.7	7.2	6.5	6.2	25.6
22	LEGENTILHOMME LENA	AEPR	1999	5.7	6.7	6.6	6.5	25.5
23	GLOAGUEN ELISE	Doulon 2	1997	6.0	6.6	6.2	6.6	25.4
24	BLINEAU LAURINE	Doulon	1996	5.6	7.0	5.5	6.6	24.7
25	LEGOFF MELODIE	Doulon 2	1998	6.7	5.0	5.9	6.9	24.5
26	SANTERRE CASSANDRA	Doulon	1996	5.7	6.2	6.0	5.9	23.8
27	MAGDELEINE HERVELINE *	Doulon	1995	5.2	5.3	6.1	7.1	23.7
28	GAUTHIER LAURIANNE	Doulon	1996	5.4	5.8	5.2	6.5	22.9
29	GRIAUD MANUELA	AGPV 2	1998	5.5	3.2	6.0	7.2	21.9
30	BELLIER MAELYS *	AEPR	1997	5.1	5.9	3.5	6.7	21.2
31	BEINVEL ORIANNE	AGPV 1	1997	0.0	5.5	5.8	6.9	18.2
32	2 *	AEPR	0	0.0	0.0	0.0	0.0	0.0
	3 *	AEPR	0	0.0	0.0	0.0	0.0	0.0
	4 *	AEPR	0	0.0	0.0	0.0	0.0	0.0
	5 *	AEPR	0	0.0	0.0	0.0	0.0	0.0
	6 *	AEPR	0	0.0	0.0	0.0	0.0	0.0
	RUDA CHLOE *	Doulon	1997	0.0	0.0	0.0	0.0	0.0







3 *	Doulon	0	0.0	0.0	0.0	0.0	0.0
4 *	Doulon	0	0.0	0.0	0.0	0.0	0.0
5 *	Doulon	0	0.0	0.0	0.0	0.0	0.0
6 *	Doulon	0	0.0	0.0	0.0	0.0	0.0
MALHERE KLERVI	Doulon 2	1998	0.0	0.0	0.0	0.0	0.0
ALEAU HONORINE *	Doulon 2	1997	0.0	0.0	0.0	0.0	0.0
3 *	Doulon 2	0	0.0	0.0	0.0	0.0	0.0
4 *	Doulon 2	0	0.0	0.0	0.0	0.0	0.0
5 *	Doulon 2	0	0.0	0.0	0.0	0.0	0.0
6 *	Doulon 2	0	0.0	0.0	0.0	0.0	0.0
6	AGPV 2	0	0.0	0.0	0.0	0.0	0.0

3. MASCULIN NIVEAU6 9-14 ans . SA_DA (individuels)

3.1. Résultats par équipes







	Equipe	Club							Total
1	AEPR	Rezé	25.0	23.5	25.7	19.6	25.6	22.6	142.0
2	ALC	Saint Aignan Grandlieu	23.0	23.0	23.4	23.2	24.7	21.8	139.1
3	ALPC	Amicale Laïque Petit Chantilly	25.3	21.1	24.1	16.5	25.2	24.9	137.1
4	AGPV	Vigneux de Bretagne	25.9	22.6	19.1	10.8	24.9	18.1	121.4

3.2. Résultats individuels







	Gymnaste	Equipe	Anne e							Total
1	NAMOUH ANYS	ALPC	1999	6.7	6.7	5.9	6.5	6.4	6.3	38.5
2	AILLERIE THOMAS	AEPR	1999	6.2	6.2	6.6	5.4	6.7	6.4	37.5
3	GUAIS ROMAIN	ALC	1999	5.8	5.8	6.5	6.4	6.2	6.4	37.1
4	AMIAUD THEO	ALC	2000	5.9	5.9	6.0	6.2	6.4	5.8	36.2
5	RAYMOND ROBIN	AEPR	1999	6.1	5.9	6.6	4.7	6.6	6.1	36.0
6	SAVINA BAPTISTE	ALPC	1998	6.2	4.9	6.0	5.7	6.3	6.2	35.3
7	HOUEDEMON CELESTIN	AEPR	1999	6.5	5.5	6.5	5.3	6.3	4.8	34.9
8	CADIOU ERWANN	ALC	2000	5.5	6.1	5.6	5.0	6.1	5.5	33.8
9	COQUET LINO	ALPC	2003	6.5	5.6	6.0	2.3	6.5	6.4	33.3
	BERNARD YOUENN	AGPV	2001	6.5	6.0	6.0	2.8	6.7	5.3	33.3
11	JOUAN VALENTIN	ALC	1999	5.8	5.2	5.3	5.6	6.0	4.1	32.0
12	PERROUIN HOEL	AGPV	2003	6.5	5.3	6.4	2.0	6.2	5.1	31.5
13	CHAULLIAC CLEMENT	AEPR	2000	5.4	5.3	5.9	4.2	5.6	4.5	30.9
14	CARABEUF JULES	ALPC	2003	5.9	3.9	6.2	2.0	6.0	6.0	30.0
15	BLY ROMAIN	AEPR	1998	4.7	5.8	6.0	2.0	6.0	4.6	29.1
16	FOUCHER JIMMY	AGPV	1998	5.8	5.4	5.7	2.0	5.5	4.1	28.5
17	RACINE TOM	AGPV	2001	7.1	5.9	1.0	4.0	6.5	3.6	28.1
18	MOREL LUCAS	AEPR	1999	6.2	5.6	1.0	2.9	5.8	5.3	26.8
19	LEGUER DIWAN	ALPC	1997	0.0	0.0	0.0	0.0	0.0	0.0	0.0
	6	ALPC	0	0.0	0.0	0.0	0.0	0.0	0.0	0.0
	5	ALC	0	0.0	0.0	0.0	0.0	0.0	0.0	0.0
	6	ALC	0	0.0	0.0	0.0	0.0	0.0	0.0	0.0
	5	AGPV	0	0.0	0.0	0.0	0.0	0.0	0.0	0.0
	6	AGPV	0	0.0	0.0	0.0	0.0	0.0	0.0	0.0

4. MASCULIN NIVEAU6 7-10 ans . SA_DA (individuels)

4.1. Résultats par équipes

	Equipe	Club							Total
1	AEPR	Rezé	26.1	24.4	25.6	22.9	25.4	20.1	144.5
2	ALC	Saint Aignan Grandlieu	24.9	25.7	25.1	17.7	25.2	20.0	138.6

4.2. Résultats individuels







	Gymnaste	Equipe	Anne e							Total
1	SAIZ ALAN	AEPR	2000	7.3	6.4	6.9	6.2	6.6	6.0	39.4
2	DOUILLARD TRISTAN	ALC	2001	5.7	6.6	6.3	6.0	6.5	5.8	36.9
	LEPIERRE ANTHONY	ALC	2001	6.8	6.7	6.5	4.3	6.3	6.3	36.9
4	GOBIN DYLAN	AEPR	2002	6.3	6.3	6.2	4.9	6.3	4.7	34.7
5	ARTARIT GUILLAUME	AEPR	2002	6.0	4.1	6.8	5.9	6.4	5.4	34.6
6	BROSSEAU LUCAS	ALC	2001	6.6	6.1	6.2	4.5	6.2	3.9	33.5
7	MAURY BENJAMIN	AEPR	2001	6.5	6.0	5.1	5.7	6.1	3.6	33.0
8	VANMARKE MARJAN	AEPR	2000	6.0	5.7	5.7	5.1	6.0	4.0	32.5
9	AMIAUD AXEL	ALC	2001	5.8	6.3	6.1	2.9	6.2	4.0	31.3
10	ONILLON HUGO	AEPR	2000	0.0	0.0	0.0	0.0	0.0	0.0	0.0
	GONTIER LOUP	ALC	2001	0.0	0.0	0.0	0.0	0.0	0.0	0.0
	6	ALC	0	0.0	0.0	0.0	0.0	0.0	0.0	0.0

5. MASCULIN NIVEAU5 9-14 ans . SA_DA (individuels)

5.1. Résultats par équipes

	Equipe	Club							Total
1	ALC	Saint Aignan Grandlieu	25.9	25.8	27.4	26.4	27.6	24.8	157.9
2	AEPR	Rezé	26.9	27.6	25.9	26.7	28.3	22.4	157.8
3	ALPC	Amicale Laïque Petit Chantilly	25.6	20.5	24.0	26.1	25.4	26.6	148.2
4	AGPV	Vigneux de Bretagne	17.7	11.4	16.6	17.9	19.9	14.1	97.6

5.2. Résultats individuels





	Gymnaste	Equipe	Année							Total
1	LORE GWENDAL	ALC	1996	6.9	7.1	6.9	7.1	7.3	6.9	42.2
2	PERRODEAU BASTIEN	ALC	1997	6.6	6.6	6.8	6.8	7.2	6.7	40.7
3	DJIMERA SAMBA	AEPR	1998	7.3	6.9	6.4	7.2	7.3	5.5	40.6
4	COUCHELOU VALENTIN	ALC	1997	6.3	6.0	7.0	6.8	6.7	6.5	39.3
5	BOUDAUD SIMON	AEPR	2000	6.6	6.5	6.9	5.8	7.0	6.1	38.9
6	DIESNIS TOM	ALPC	1997	6.8	5.7	6.3	6.9	6.4	6.6	38.7
7	FRANCOIS XAVIER	AEPR	1999	6.4	6.5	6.3	7.4	7.0	5.0	38.6
8	SAUNIER REMI	AEPR	1997	6.6	7.2	6.3	5.4	7.0	5.2	37.7
9	GIRARD PECARRERE GASTON	AEPR	1998	5.6	7.0	6.3	6.3	6.8	5.6	37.6
10	LIGNEAU THOMAS	ALPC	1999	7.0	4.5	5.9	5.6	6.6	6.4	36.0
11	MAILLARD THOMAS	ALC	1998	6.1	6.1	6.7	5.7	6.4	4.7	35.7
12	FRAIN SEBASTIEN	ALPC	1997	5.8	4.3	5.7	7.2	5.8	6.8	35.6
13	POUTIER JOSSELIN	AGPV	2000	6.7	3.8	6.0	6.6	6.8	5.3	35.2
14	POSTOLLEC LUCAS	ALPC	1998	5.3	5.7	5.8	6.1	5.5	6.6	35.0
15	BUGEL WILLIAM	ALPC	1998	5.3	4.6	5.4	5.5	6.0	6.6	33.4
16	DERRIEN MARCO	AGPV	2000	5.7	4.8	5.1	5.8	6.9	4.4	32.7
17	BERRO QUENTIN	ALPC	2000	6.0	2.0	6.0	5.9	6.4	6.2	32.5
18	REBIERE MATHYS	AGPV	2001	5.3	2.8	5.5	5.5	6.2	4.4	29.7
19	TILLOT AMAURY	AEPR	1996	0.0	0.0	5.5	0.0	0.0	0.0	5.5
20	PATEROUR SACHA	AGPV	1996	0.0	0.0	0.0	0.0	0.0	0.0	0.0
	5	AGPV	0	0.0	0.0	0.0	0.0	0.0	0.0	0.0
	6	AGPV	0	0.0	0.0	0.0	0.0	0.0	0.0	0.0
	5	ALC	0	0.0	0.0	0.0	0.0	0.0	0.0	0.0
	6	ALC	0	0.0	0.0	0.0	0.0	0.0	0.0	0.0

6. FEMININ NIVEAU6 11 + . SA_DA (individuels)

6.1. Résultats par équipes

	Equipe	Club					Total
1	AEPR	Rezé	26.1	26.2	29.8	27.6	109.7
2	Bouaye	Bouaye	23.7	26.5	30.0	28.7	108.9
3	AGPV	Vigneux de Bretagne	24.7	26.9	27.9	29.3	108.8
4	ALCB 1	Bouguenais	26.7	25.7	26.6	28.7	107.7
5	ALPC	Amicale Laïque Petit Chantilly	25.5	27.7	27.7	26.6	107.5
6	ALCB 2	Bouguenais	24.1	23.0	27.9	27.8	102.8





6.2. Résultats individuels

	Gymnaste	Equipe	Annee					Total
1	CHOCTEAU VIRGINIE	Bouaye	1984	6.1	7.8	8.1	7.7	29.7
2	POIDEVIN ALIX	AGPV	1997	6.8	7.6	6.7	7.6	28.7
3	DANO CAMILLE	ALPC	1997	6.5	7.2	7.1	7.3	28.1
4	SURZUR OPHELIE	ALCB 1	1995	6.4	6.5	7.4	7.7	28.0
5	CHAPRON LOLITA	AEPR	1997	6.2	6.9	7.6	7.0	27.7
6	KOFFI MAELYS	Bouaye	1998	5.9	6.8	7.1	7.6	27.4
7	MATEI OSKANA	AEPR	1996	6.5	6.8	7.3	6.7	27.3
8	DURAND CLARA	AEPR	1996	6.8	5.8	8.1	6.5	27.2
9	ROUZE KARINE	ALCB 1	1995	6.4	6.7	6.8	7.0	26.9
10	PEAN SOPHIE	ALPC	1995	6.3	7.0	6.7	6.7	26.7
11	JARRON MAELYS	AGPV	1996	5.9	6.4	7.4	6.8	26.5
12	BOURGEAIS GINA	ALCB 1	1993	7.0	6.0	6.2	7.1	26.3
13	VISIONNEAU MEGANE	ALCB 2	1995	6.1	5.7	7.0	7.4	26.2
14	ARTAUD EMILIE	AEPR	1995	6.6	6.1	6.1	7.1	25.9
	FOUCHER MELANIE	AGPV	1999	5.5	6.0	6.7	7.7	25.9
	BAUDOUX MARION	ALCB 2	1994	5.6	5.8	7.4	7.1	25.9
	ARZEL VIRGINIE	ALPC	1998	6.4	7.2	6.4	5.9	25.9
	MANCEAU JULIETTE	Bouaye	1998	5.5	5.8	7.8	6.8	25.9
19	RENAUD LAURA	AGPV	1996	6.4	5.1	7.1	7.2	25.8
	DOUAUD MELANIE	ALCB 1	1993	6.9	6.5	5.5	6.9	25.8
21	CHAUVET GAELLE	ALCB 2	1994	5.8	5.8	6.7	7.1	25.4
	THIBOUT MANON	ALPC	1999	6.0	5.6	7.1	6.7	25.4
23	HEYDON LEA	ALPC	1993	6.3	6.3	6.8	5.9	25.3
24	BARRE JULIETTE *	AEPR	1998	6.8	5.6	6.7	5.9	25.0
	BERTIN MAUREEN	AGPV	1996	5.6	6.9	6.4	6.1	25.0
	TREMBLAY EMELINE	Bouaye	1997	6.2	5.9	7.0	5.9	25.0
27	ECHADOUR CLEMENCE	AEPR	1995	6.0	6.4	6.7	5.8	24.9
28	FARBAN SIHAM	AEPR	1995	6.1	4.8	6.8	6.8	24.5
	GIRAUDET SABRINA	ALCB 1	1994	6.0	5.5	6.1	6.9	24.5
30	MARTINEAU CORALIE	ALCB 2	1995	6.1	5.7	6.3	6.2	24.3
31	DURAND MARION	ALCB 2	1993	6.1	5.2	6.8	6.0	24.1
32	TIKOUR ANAIS	ALCB 1	1995	6.0	5.1	6.2	5.6	22.9
33	BREBIONN LAURE HELENE	ALCB 2	1995	5.1	5.5	6.4	5.5	22.5
34	BEQUET ORIANE *	AEPR	1996	5.9	3.7	6.0	6.8	22.4
35	TROPEE AGNES	Bouaye	1998	2.0	6.0	6.2	6.6	20.8
36	GILET LEA	Bouaye	1998	4.4	4.3	5.7	4.1	18.5
37	3 *	AEPR	0	0.0	0.0	0.0	0.0	0.0





4 *	AEPR	0	0.0	0.0	0.0	0.0	0.0
5 *	AEPR	0	0.0	0.0	0.0	0.0	0.0
6 *	AEPR	0	0.0	0.0	0.0	0.0	0.0
ADAMCZEWSKI MARIE	AGPV	1995	0.0	0.0	0.0	0.0	0.0
	ALPC	0	0.0	0.0	0.0	0.0	0.0
FAVRE MANON *	Bouaye	1994	0.0	0.0	0.0	0.0	0.0
2 *	Bouaye	0	0.0	0.0	0.0	0.0	0.0
3 *	Bouaye	0	0.0	0.0	0.0	0.0	0.0
4 *	Bouaye	0	0.0	0.0	0.0	0.0	0.0
5 *	Bouaye	0	0.0	0.0	0.0	0.0	0.0
6 *	Bouaye	0	0.0	0.0	0.0	0.0	0.0

7. FEMININ NIVEAU6 9-12 ans . SA_DA (individuels)

7.1. Résultats par équipes





	Equipe	Club					Total
1	Pornic	OPTIMIST	24.9	29.0	29.1	29.7	112.7
2	AGPV	Vigneux de Brtagne	26.3	27.6	26.0	29.3	109.2
3	Bouaye	Bouaye	24.6	27.1	28.4	28.8	108.9
4	Doulon	Doulon	26.1	27.6	28.1	26.9	108.7

7.2. Résultats individuels





	Gymnaste	Equipe	Annee					Total
1	PIROT JEANNE	Pornic	2000	5.7	7.7	8.0	7.0	28.4
2	TREMBLAY ELOISE	Bouaye	1999	5.8	7.8	7.3	7.3	28.2
3	JARRON MARINE	AGPV	1999	6.5	6.8	6.9	7.6	27.8
	MICHON ROMANE	Pornic	2000	5.6	7.5	7.2	7.5	27.8
5	RAKOTO ALICE	Doulon	1998	6.2	7.1	7.7	6.6	27.6
	DURANDIERE SARAH	AGPV	1998	6.7	7.2	6.5	7.2	27.6
7	MERCERON PERRINE	Bouaye	2000	6.7	6.5	6.9	7.3	27.4
8	LE HIR SOIZIC	Pornic	1999	5.6	7.7	6.7	7.3	27.3
9	LERAY MARIE	Pornic	2000	6.6	6.1	7.2	7.3	27.2
10	GACHET SOLENE	Doulon	1998	7.0	6.8	6.6	6.4	26.8
11	ELLUL ASTRID	Doulon	1998	6.5	6.5	6.7	6.9	26.6
	MARSOLLIER MANON	Bouaye	2000	5.8	7.0	6.6	7.2	26.6
13	PAUCSIK ASTRID	Doulon	1998	6.4	7.2	7.1	5.8	26.5
	BERTIN SLOANE	AGPV	1998	6.0	6.8	6.5	7.2	26.5
	MINETTE GWENAIG	AGPV	1998	6.3	6.8	6.1	7.3	26.5
16	RELANDEAU CHARLOTTE	Pornic	1999	6.6	5.3	6.7	7.6	26.2
	ROAUD MARINE *	Pornic	1999	6.4	5.6	7.2	7.0	26.2
18	ARCHAMBEAU EVE	Pornic	1999	6.0	5.5	6.7	7.2	25.4
19	GUFFROY VICTORIA	Bouaye	2000	6.0	5.6	6.7	6.6	24.9
20	AUDUREAU MANON	Doulon	1999	5.9	5.2	6.4	7.0	24.5
21	FRADIN/PACAUD OCEANE	Bouaye	2000	6.1	5.8	7.1	5.4	24.4
22	POTIRON MAELYS	Bouaye	1999	5.1	5.1	7.1	7.0	24.3
23	HAMON LISE	AGPV	1999	6.8	6.0	4.0	7.0	23.8
	MALBREC AMANDINE	AGPV	1999	5.9	5.8	5.3	6.8	23.8
25	DURAND FAUSTINE	Doulon	1998	0.0	0.0	0.0	0.0	0.0
	2 *	Pornic	0	0.0	0.0	0.0	0.0	0.0
	3 *	Pornic	0	0.0	0.0	0.0	0.0	0.0
	4 *	Pornic	0	0.0	0.0	0.0	0.0	0.0
	5 *	Pornic	0	0.0	0.0	0.0	0.0	0.0
	6 *	Pornic	0	0.0	0.0	0.0	0.0	0.0

8. FEMININ NIVEAU5 9-14 ans . SIMPLE_APPARTENANCE (individuels)

8.1. Résultats par équipes





	Equipe	Club					Total
1	Doulon	Doulon	26.8	28.7	27.1	31.1	113.7
2	ALC	Saint Aignan Grandlieu	26.5	24.4	27.4	29.7	108.0

8.2. Résultats individuels

	Gymnaste	Equipe	Annee					Total
1	GUILLIN MATHILDA	ALC	1997	6.6	7.7	8.2	7.7	30.2
2	OZGUVEN CHLOE	Doulon	1999	6.6	7.3	7.1	7.6	28.6
3	GARREC CLAIRE	Doulon	1998	6.9	6.8	6.8	8.0	28.5
4	CHARLES CHANEL	Doulon	1999	6.4	7.2	6.6	7.8	28.0
5	ROESCH ANNIKA	Doulon	1999	6.7	7.0	6.5	7.7	27.9
6	SARR NETA	Doulon	1997	6.5	7.2	6.4	7.5	27.6
7	FLEOUTER CLHOE *	Doulon	1998	6.8	6.8	6.4	7.5	27.5
8	HADDAD EMMA	Doulon	1999	6.6	6.4	6.6	7.4	27.0
9	PLASSAIS FANNY	ALC	1998	6.8	6.4	6.2	7.3	26.7
10	BENOIST (GOUY) MARINE	ALC	1997	6.5	4.0	7.8	7.3	25.6
11	DRYBURGH NADEGE	ALC	1998	6.6	6.3	5.2	7.4	25.5
12	2 *	Doulon	0	0.0	0.0	0.0	0.0	0.0
	3 *	Doulon	0	0.0	0.0	0.0	0.0	0.0
	4 *	Doulon	0	0.0	0.0	0.0	0.0	0.0
	5 *	Doulon	0	0.0	0.0	0.0	0.0	0.0
	6 *	Doulon	0	0.0	0.0	0.0	0.0	0.0
	DELACHAISE KIMBERLEY	ALC	1999	0.0	0.0	0.0	0.0	0.0
	6	ALC	0	0.0	0.0	0.0	0.0	0.0

9. FEMININ NIVEAU4 11 + . SIMPLE_APPARTENANCE (individuels)

9.1. Résultats par équipes







	Equipe	Club					Total
1	Bouaye	Bouaye	20.3	25.0	22.3	24.4	92.0
2	AGPV 1	Vigneux de Bretagne	21.8	23.6	22.5	23.8	91.7
3	ALC	Saint Aignan Grandlieu	20.5	24.3	24.8	22.0	91.6
4	Doulon 1	Doulon 1	21.5	24.3	21.9	23.0	90.7
5	Doulon 2	Doulon 2	19.2	22.3	20.8	19.9	82.2

9.2. Résultats individuels







	Gymnaste	Equipe	Annee					Total
1	PENNETIER CAMILLE	Bouaye	1994	7.4	7.9	7.5	8.8	31.6
2	BAUD BERANGERE	AGPV 1	1994	7.4	9.0	7.6	7.3	31.3
3	PROU MERYL	Bouaye	1991	6.8	9.2	7.3	7.6	30.9
4	GAILLARD JULIE	ALC	1994	7.0	8.7	8.4	6.7	30.8
5	CRONIER GUILLEMETTE	ALC	1991	6.6	8.1	8.1	7.8	30.6
6	AUDUREAU CHARLINE	Doulon 1	1992	7.4	7.6	7.9	7.6	30.5
	UBERTI PAULINE	AGPV 1	1995	6.7	7.3	8.1	8.4	30.5
8	GERMONT AMELIE	Doulon 1	1991	7.4	8.0	7.2	7.8	30.4
	HOUBRON ANNE-CLAIRE	Doulon 2	1996	6.5	7.6	8.1	8.2	30.4
10	COUCHELLOU MORGANE	ALC	1994	6.9	7.5	8.3	7.5	30.2
11	DUCHENE ANNE	Doulon 1	1991	6.7	8.7	6.8	7.6	29.8
12	LESCOP JUSTINE	AGPV 1	1996	7.7	7.3	6.6	7.7	29.3
13	BROCHU EVA	Bouaye	1995	5.8	7.0	7.5	7.8	28.1
	DUGUE SANDRA	Bouaye	1993	6.1	7.9	6.3	7.8	28.1
15	JOSSET NOLWENN	Doulon 2	1996	6.5	8.1	5.7	6.1	26.4
16	GUILBAUD ANGELIQUE	AGPV 1	1991	6.7	5.6	6.1	7.7	26.1
17	COLIN MAEVA	Doulon 2	1995	6.2	6.6	7.0	5.6	25.4
	CERCLE MARINE	ALC	1994	6.3	5.7	8.0	5.4	25.4
19	PLANCHET KAROLANE	AGPV 1	1996	6.3	0.0	6.8	6.9	20.0
20	4	Doulon 1	0	0.0	0.0	0.0	0.0	0.0
	5	Doulon 1	0	0.0	0.0	0.0	0.0	0.0
	AUDUREAU CHLOE	Doulon 2	1995	0.0	0.0	0.0	0.0	0.0
	5	Doulon 2	0	0.0	0.0	0.0	0.0	0.0
	EON JESSICA	ALC	1993	0.0	0.0	0.0	0.0	0.0
	LELIEVRE CECILE	Bouaye	1995	0.0	0.0	0.0	0.0	0.0

10. MASCULIN NIVEAU4 11 + . SIMPLE_APPARTENANCE (individuels)

10.1. Résultats par équipes





	Equipe	Club							Total
1	AGPV	Vigneux de Bretagne	17.2	19.2	12.3	19.6	21.1	11.2	100.6
2	ALPC	Amicale Laïque Petit Chantilly	19.2	16.0	13.5	19.4	19.8	7.6	95.5

10.2. Résultats individuels





	Gymnaste	Equipe	Année							Total
1	ERNOUL QUENTIN	AGPV	1992	6.4	7.2	5.0	6.9	7.9	3.4	36.8
2	RIOU MAXIME	AGPV	1996	6.0	5.8	4.2	6.6	7.1	5.8	35.5
3	DIESNIS QUENTIN	ALPC	1994	6.2	5.9	5.5	5.9	7.5	3.6	34.6
4	TACONNE QUENTIN	ALPC	1992	7.3	5.8	5.0	6.8	6.2	0.0	31.1
5	GUERET DEWI	AGPV	1999	4.8	6.2	3.1	6.1	6.1	2.0	28.3
6	BANNAUDET CLEMENT	ALPC	1996	5.7	4.3	3.0	6.7	6.1	2.0	27.8
7	NAMOUH WAHIB	ALPC	1992	5.4	4.3	2.0	4.9	5.7	2.0	24.3
8	ROULAND NATHANAEL	AGPV	1997	0.0	0.0	0.0	0.0	0.0	0.0	0.0
	5	AGPV	0	0.0	0.0	0.0	0.0	0.0	0.0	0.0
	MILON ELIE	ALPC	1994	0.0	0.0	0.0	0.0	0.0	0.0	0.0

11. FEMININ NIVEAU7 11 + . SA_DA (individuels)

11.1. Résultats par équipes

	Equipe	Club					Total
1	ALC	Saint Aignan Grandlieu	21.5	22.4	24.5	26.9	95.3

11.2. Résultats individuels







	Gymnaste	Equipe	Annee					Total
1	FAUCHEUX ELOISE	ALC	1997	4.9	5.7	7.0	6.6	24.2
2	TENAUD PAULINE	ALC	1994	4.8	6.1	5.8	6.9	23.6
3	MEREL ELODIE	ALC	1995	5.6	5.8	5.3	6.8	23.5
4	BENOIST BETSY	ALC	1996	5.4	4.3	5.8	6.5	22.0
5	PEAUDEAU CHARLENE	ALC	1996	5.6	3.6	5.9	6.6	21.7
6	LEPIERRE MELANIE	ALC	1994	4.5	4.8	5.7	6.2	21.2

12. MASCULIN NIVEAU5 11 + . SA_DA (individuels)

12.1. Résultats par équipes







	Equipe	Club							Total
--	--------	------	-----------------------------------------------------------------------------------	-----------------------------------------------------------------------------------	------------------------------------------------------------------------------------	-------------------------------------------------------------------------------------	-------------------------------------------------------------------------------------	-------------------------------------------------------------------------------------	-------

12.2. Résultats individuels







	Gymnaste	Equipe	Anne e							Total
1	GRONDIN NICKY *	AEPR	1994	7.5	6.1	7.2	7.7	7.9	7.6	44.0
2	2 *	AEPR	0	0.0	0.0	0.0	0.0	0.0	0.0	0.0
3	3 *	AEPR	0	0.0	0.0	0.0	0.0	0.0	0.0	0.0
4	4 *	AEPR	0	0.0	0.0	0.0	0.0	0.0	0.0	0.0
5	5 *	AEPR	0	0.0	0.0	0.0	0.0	0.0	0.0	0.0
6	6 *	AEPR	0	0.0	0.0	0.0	0.0	0.0	0.0	0.0

13. MASCULIN NIVEAU6 11 + . SA_DA (individuels)

13.1. Résultats par équipes

	Equipe	Club							Total
1			0.0	0.0	0.0	0.0	0.0	0.0	0.0

13.2. Résultats individuels

	Gymnaste	Equipe	Anne e							Total
1	1		0	0.0	0.0	0.0	0.0	0.0	0.0	0.0
	2		0	0.0	0.0	0.0	0.0	0.0	0.0	0.0
	3		0	0.0	0.0	0.0	0.0	0.0	0.0	0.0
	4		0	0.0	0.0	0.0	0.0	0.0	0.0	0.0
	5		0	0.0	0.0	0.0	0.0	0.0	0.0	0.0
	6		0	0.0	0.0	0.0	0.0	0.0	0.0	0.0