





**Résultats de la compétition**  
*Départementaux*  
**SAINS EN GOHELLE**  
*2 et 3 Février 2013*

## 1. FEMININ NIVEAU8 7-8 ans . SA\_DA (individuels)

### 1.1. Résultats par équipes

|   | Equipe       | Club         |  |  |  |  | Total |
|---|--------------|--------------|--|---|---|---|-------|
| 1 | CALAIS       | CALAIS       | 24.5   | 28.1  | 27.5  | 26.9  | 107.0 |
| 2 | SAINT MARTIN | SAINT MARTIN | 22.6   | 26.8  | 27.0  | 26.8  | 103.2 |
| 3 | BEUVRY       | BEUVRY       | 23.8   | 25.7  | 25.8  | 27.7  | 103.0 |

### 1.2. Résultats individuels

|    | Gymnaste            | Equipe       | Annee |  |  |  |  | Total |
|----|---------------------|--------------|-------|--|---|---|---|-------|
| 1  | BRUNEEL AUDREY      | CALAIS       | 2005  | 6.5  | 7.1   | 6.7   | 6.7   | 27.0  |
| 2  | DEVEY LALOU         | CALAIS       | 2005  | 6.4  | 6.9   | 6.5   | 7.0   | 26.8  |
| 3  | CARTA LUCIE         | BEUVRY       | 2005  | 6.1  | 6.6   | 7.0   | 7.0   | 26.7  |
| 4  | PILLE JOSEPHINE     | CALAIS       | 2004  | 5.4  | 7.1   | 7.2   | 6.5   | 26.2  |
| 5  | SAUNEUF LOLA        | SAINT MARTIN | 2004  | 5.7  | 7.1   | 6.5   | 6.8   | 26.1  |
| 6  | LIEBART CERISE *    | CALAIS       | 2005  | 5.6  | 6.6   | 6.8   | 7.0   | 26.0  |
| 7  | PEREIRA LISA        | SAINT MARTIN | 2004  | 6.0  | 6.0   | 6.9   | 7.0   | 25.9  |
| 8  | MASSE ZOE           | SAINT MARTIN | 2004  | 5.4  | 6.9   | 6.9   | 6.6   | 25.8  |
| 9  | LAGNEAU CANDIDE     | BEUVRY       | 2004  | 5.9  | 6.3   | 6.3   | 7.0   | 25.5  |
| 10 | COUTURIER ROMANE    | CALAIS       | 2005  | 5.4  | 6.7   | 6.5   | 6.7   | 25.3  |
| 11 | CAVIGNAUX CLEMENCE  | CALAIS       | 2005  | 5.7  | 7.0   | 7.1   | 5.3   | 25.1  |
| 12 | ANSEL NELL          | CALAIS       | 2005  | 5.9  | 6.8   | 5.8   | 6.5   | 25.0  |
| 13 | DELVILLE ALIZEE     | BEUVRY       | 2005  | 6.1  | 6.2   | 5.7   | 6.9   | 24.9  |
| 14 | NOULETTE JUSTINE    | BEUVRY       | 2005  | 5.7  | 5.7   | 6.7   | 6.3   | 24.4  |
|    | MARLIERE MATHILDE * | BEUVRY       | 2005  | 5.3  | 5.6   | 6.6   | 6.9   | 24.4  |
| 16 | DUHAMEL CLEO *      | BEUVRY       | 2005  | 6.0  | 6.1   | 5.6   | 6.6   | 24.3  |
| 17 | DUPROT MAELLE       | BEUVRY       | 2005  | 5.4  | 6.4   | 5.6   | 6.8   | 24.2  |
| 18 | POULTIER ELISA      | SAINT MARTIN | 2005  | 5.5  | 6.5   | 5.6   | 6.4   | 24.0  |
| 19 | DUVAL ELISE         | BEUVRY       | 2004  | 5.5  | 6.4   | 5.8   | 6.2   | 23.9  |
| 20 | SIBILLEAU CLARA     | SAINT MARTIN | 2004  | 4.1  | 6.3   | 6.7   | 6.4   | 23.5  |
| 21 | 6                   | SAINT MARTIN | 0     | 0.0  | 0.0   | 0.0   | 0.0   | 0.0   |

## 2. FEMININ NIVEAU8 7-10 ans . SA\_DA (individuels)

### 2.1. Résultats par équipes

|   | Equipe           | Club             |  |  |  |  | Total |
|---|------------------|------------------|---|---|---|---|-------|
| 1 | GUINES           | GUINES           | 23.5  | 26.0  | 27.2  | 26.2  | 102.9 |
| 2 | ARRAS            | ARRAS            | 23.2  | 25.1  | 25.4  | 27.0  | 100.7 |
| 3 | SAINS EN GOHELLE | SAINS EN GOHELLE | 23.8  | 26.0  | 26.3  | 24.4  | 100.5 |
| 4 | GUINES           | GUINES karine    | 22.2  | 24.7  | 26.6  | 25.3  | 98.8  |

### 2.2. Résultats individuels





|    | Gymnaste              | Equipe           | Annee |  |  |  |  | Total |
|----|-----------------------|------------------|-------|--|---|---|---|-------|
| 1  | MEREAU AXELLE         | ARRAS            | 2004  | 6.2  | 6.8   | 6.6   | 6.8   | 26.4  |
| 2  | DELANNOY ALICIA       | SAINS EN GOHELLE | 2002  | 6.5  | 6.5   | 6.3   | 6.8   | 26.1  |
| 3  | PIOT ALINE            | SAINS EN GOHELLE | 2002  | 6.3  | 6.8   | 6.9   | 5.7   | 25.7  |
| 4  | FAROUX CLEMENCE       | GUINES           | 2002  | 5.5  | 6.5   | 7.2   | 6.4   | 25.6  |
|    | MASSON LISE           | GUINES           | 2002  | 5.7  | 6.8   | 6.5   | 6.6   | 25.6  |
| 6  | TRISTRAM AGATHE       | GUINES           | 2002  | 6.4  | 6.5   | 6.3   | 6.3   | 25.5  |
| 7  | DESCHODT FLAVIE       | GUINES           | 2002  | 5.9  | 6.2   | 6.3   | 6.9   | 25.3  |
| 8  | DURIEZ JEANNE         | ARRAS            | 2004  | 5.5  | 6.0   | 6.4   | 6.9   | 24.8  |
| 9  | IMBERT LOUISE         | GUINES           | 2003  | 4.7  | 6.3   | 7.1   | 6.4   | 24.5  |
|    | CONTAL JEANNE         | ARRAS            | 2002  | 5.7  | 6.1   | 6.3   | 6.4   | 24.5  |
| 11 | VAILLANT ANNA         | ARRAS            | 2004  | 5.7  | 5.6   | 6.0   | 6.8   | 24.1  |
| 12 | DEBONNEVILLE IRIS     | GUINES           | 2003  | 6.0  | 5.8   | 5.5   | 6.7   | 24.0  |
|    | SEALENS PAULINE       | ARRAS            | 2004  | 5.6  | 6.2   | 5.8   | 6.4   | 24.0  |
| 14 | FONTAINE CHLOE        | GUINES           | 2002  | 5.4  | 6.4   | 6.4   | 5.6   | 23.8  |
| 15 | AGEZ LEA              | GUINES           | 2002  | 5.0  | 6.2   | 6.5   | 6.0   | 23.7  |
| 16 | DEGAUGUE SOLENE       | SAINS EN GOHELLE | 2002  | 4.5  | 6.4   | 6.7   | 6.0   | 23.6  |
|    | LUTUN JULIETTE        | GUINES           | 2002  | 5.8  | 5.0   | 6.6   | 6.2   | 23.6  |
| 18 | GERACE ALYCIA         | GUINES           | 2003  | 4.8  | 6.2   | 6.5   | 6.0   | 23.5  |
| 19 | MORIN ANAIS           | ARRAS            | 2002  | 5.6  | 5.2   | 6.1   | 6.5   | 23.4  |
| 20 | DESFranCOIS VANESSA   | SAINS EN GOHELLE | 2003  | 5.6  | 6.0   | 5.5   | 5.9   | 23.0  |
|    | LANNoy LEONIE         | GUINES           | 2003  | 4.4  | 5.7   | 7.0   | 5.9   | 23.0  |
| 22 | DEVILLERS JEANNE *    | GUINES           | 2004  | 4.4  | 6.2   | 6.4   | 5.9   | 22.9  |
| 23 | CLEMENT SOFIA         | SAINS EN GOHELLE | 2003  | 4.2  | 6.3   | 6.4   | 5.3   | 22.2  |
| 24 | THOMAS MAXIMILIENNE   | SAINS EN GOHELLE | 2002  | 5.4  | 6.1   | 5.8   | 4.8   | 22.1  |
| 25 | CANELLA TRIPLET FLORA | GUINES           | 2002  | 0.0  | 0.0   | 0.0   | 0.0   | 0.0   |

### 3. FEMININ NIVEAU8 9-12 ans . SA\_DA (individuels)

#### 3.1. Résultats par équipes

|   | Equipe   | Club     |  |  |  |  | Total |
|---|----------|----------|--|---|---|---|-------|
| 1 | MONTIGNY | MONTIGNY | 29.9   | 27.6  | 27.6  | 27.4  | 112.5 |
| 2 | ARRAS    | ARRAS    | 27.3   | 26.4  | 25.1  | 26.2  | 105.0 |
| 3 | CALAIS   | CALAIS   | 24.2   | 26.7  | 24.9  | 26.5  | 102.3 |

#### 3.2. Résultats individuels





|    | Gymnaste            | Equipe   | Annee |  |  |  |  | Total |
|----|---------------------|----------|-------|--|---|---|---|-------|
| 1  | IDIKOWIAK ELISE     | MONTIGNY | 2002  | 7.8  | 7.0   | 6.8   | 6.7   | 28.3  |
| 2  | FIEFFE SIDONIE      | MONTIGNY | 2001  | 7.5  | 6.9   | 6.9   | 6.7   | 28.0  |
| 3  | DRAPIER LEA         | MONTIGNY | 2002  | 6.9  | 6.9   | 6.9   | 7.1   | 27.8  |
|    | LUCAS LUCIE         | MONTIGNY | 2000  | 7.6  | 6.5   | 7.0   | 6.7   | 27.8  |
| 5  | FAGNIEZ MATHILDE    | ARRAS    | 2000  | 6.9  | 7.0   | 6.5   | 6.7   | 27.1  |
| 6  | DAUCHER PERRINE     | ARRAS    | 2003  | 7.2  | 6.8   | 6.0   | 7.0   | 27.0  |
| 7  | BULTEZ ALICIA       | MONTIGNY | 2002  | 7.0  | 6.3   | 6.7   | 6.7   | 26.7  |
| 8  | BERNARD PERRINE     | MONTIGNY | 2002  | 5.6  | 6.8   | 6.8   | 6.9   | 26.1  |
| 9  | DUBOIS LEA          | CALAIS   | 2001  | 6.9  | 6.5   | 6.5   | 5.7   | 25.6  |
| 10 | PEUGNIEZ CLEMENTINE | ARRAS    | 2002  | 6.0  | 6.3   | 6.6   | 6.3   | 25.2  |
| 11 | LEFEBVRE CAMILE     | CALAIS   | 2003  | 5.7  | 6.5   | 6.0   | 6.9   | 25.1  |
| 12 | THOMAS LOLA         | CALAIS   | 2003  | 5.6  | 6.7   | 5.8   | 6.7   | 24.8  |
| 13 | RICHARD LOLITA      | ARRAS    | 2003  | 5.9  | 6.3   | 6.0   | 6.2   | 24.4  |
|    | DIEFFENBACH LISA    | CALAIS   | 2000  | 5.7  | 7.0   | 5.2   | 6.5   | 24.4  |
| 15 | GENELLE CLEMENCE    | ARRAS    | 2002  | 7.2  | 5.7   | 5.0   | 6.1   | 24.0  |
| 16 | FONTAINE CLARA      | CALAIS   | 2002  | 5.9  | 6.0   | 5.6   | 6.4   | 23.9  |
| 17 | COQUEMPOT TIA       | CALAIS   | 2002  | 4.9  | 6.4   | 6.6   | 5.2   | 23.1  |

## 4. FEMININ NIVEAU8 9-14 ans . SA\_DA (individuels)

### 4.1. Résultats par équipes





|   | Equipe           | Club             |  |  |  |  | Total |
|---|------------------|------------------|--|---|---|---|-------|
| 1 | HULLUCH          | HULLUCH          | 25.8   | 28.1  | 26.0  | 25.9  | 105.8 |
| 2 | CARVIN           | CARVIN           | 24.8   | 25.7  | 26.2  | 28.1  | 104.8 |
| 3 | SAINS EN GOHELLE | SAINS EN GOHELLE | 25.4   | 26.2  | 22.6  | 25.2  | 99.4  |

### 4.2. Résultats individuels





|    | Gymnaste            | Equipe           | Annee |  |  |  |  | Total |
|----|---------------------|------------------|-------|--|---|---|---|-------|
| 1  | HERFAUT CAMILLE     | HULLUCH          | 2002  | 6.5  | 7.3   | 6.6   | 6.3   | 26.7  |
| 2  | BOUSCH MAREVA       | HULLUCH          | 2002  | 6.4  | 7.0   | 6.4   | 6.6   | 26.4  |
| 3  | DUFEUILLE JULIE     | HULLUCH          | 2002  | 6.1  | 7.0   | 6.8   | 6.4   | 26.3  |
|    | CHAMBOUX LEA        | CARVIN           | 2002  | 6.1  | 6.7   | 6.6   | 6.9   | 26.3  |
| 5  | NAPPINI LEA         | CARVIN           | 2001  | 6.5  | 6.2   | 6.6   | 6.9   | 26.2  |
| 6  | CADEZ MARGAUX       | HULLUCH          | 1999  | 6.4  | 6.8   | 6.2   | 6.3   | 25.7  |
|    | HAGEMAN MARIE       | CARVIN           | 2003  | 5.9  | 6.0   | 6.7   | 7.1   | 25.7  |
|    | BERTRAND JULIE      | CARVIN           | 2000  | 5.9  | 6.3   | 6.3   | 7.2   | 25.7  |
| 9  | VENDEVILLE CHEYENNE | CARVIN           | 2001  | 6.3  | 6.2   | 6.2   | 6.9   | 25.6  |
| 10 | MARCONI LORENA      | HULLUCH          | 2000  | 6.5  | 6.3   | 6.1   | 6.6   | 25.5  |
| 11 | RASTOLL CHLOE       | SAINS EN GOHELLE | 2000  | 6.9  | 6.5   | 5.7   | 6.1   | 25.2  |
|    | SANCTORUM CHLOE     | SAINS EN GOHELLE | 1999  | 6.4  | 6.7   | 5.2   | 6.9   | 25.2  |
| 13 | GOUDENHOOFT ELISA   | HULLUCH          | 2002  | 5.7  | 6.5   | 6.0   | 6.3   | 24.5  |
| 14 | NAUDTS AXELLE       | CARVIN           | 2002  | 5.2  | 6.5   | 5.7   | 6.9   | 24.3  |
| 15 | POURRE LAURA        | SAINS EN GOHELLE | 2000  | 6.4  | 6.2   | 5.4   | 6.2   | 24.2  |
| 16 | LOMPREZ CLAIRE      | SAINS EN GOHELLE | 1998  | 5.7  | 6.4   | 5.7   | 6.0   | 23.8  |
| 17 | DRUART AUREO        | SAINS EN GOHELLE | 2001  | 5.6  | 6.5   | 5.6   | 5.8   | 23.5  |
| 18 | DELPLANQUE JULIE    | SAINS EN GOHELLE | 2000  | 5.5  | 6.5   | 5.6   | 5.6   | 23.2  |
| 19 | AIT BENAZZ NADIA *  | SAINS EN GOHELL  | 1999  | 0.0  | 6.4   | 5.5   | 5.6   | 17.5  |
| 20 | RENOUF JULIE *      | SAINS EN GOHELL  | 1998  | 0.0  | 0.0   | 0.0   | 0.0   | 0.0   |

## 5. FEMININ NIVEAU8 11 + . SA\_DA (individuels)

### 5.1. Résultats par équipes





|   | Equipe | Club   |  |  |  |  | Total |
|---|--------|--------|--|---|---|---|-------|
| 1 | GUINES | GUINES | 22.4   | 25.4  | 23.8  | 24.8  | 96.4  |
| 2 | ARRAS  | ARRAS  | 11.3   | 11.3  | 9.8   | 12.5  | 44.9  |

### 5.2. Résultats individuels





|   | Gymnaste            | Equipe | Annee |  |  |  |  | Total |
|---|---------------------|--------|-------|--|---|---|---|-------|
| 1 | VANHERSECKE SIXTIME | GUINES | 1998  | 5.3  | 6.6   | 6.1   | 6.4   | 24.4  |
| 2 | TINARD AUDREY       | GUINES | 2000  | 5.9  | 6.4   | 6.1   | 5.6   | 24.0  |
| 3 | RAMET CLAIRE        | GUINES | 1998  | 5.6  | 6.3   | 5.4   | 6.5   | 23.8  |
| 4 | PETIT KIM           | GUINES | 1998  | 5.5  | 6.1   | 6.2   | 5.9   | 23.7  |
| 5 | SAELENS ALIX        | ARRAS  | 2001  | 5.5  | 6.4   | 5.1   | 6.5   | 23.5  |
| 6 | PENVEN CHLOE        | ARRAS  | 1999  | 5.8  | 4.9   | 4.7   | 6.0   | 21.4  |
| 7 | ACLOQUE HORORINE    | GUINES | 1998  | 5.4  | 5.3   | 4.5   | 6.0   | 21.2  |
| 8 | DELANNOY MANON      | GUINES | 2001  | 0.0  | 0.0   | 0.0   | 0.0   | 0.0   |
|   | CASTIL MANDY        | ARRAS  | 1997  | 0.0  | 0.0   | 0.0   | 0.0   | 0.0   |
|   | DESHAYES MATHILDE   | ARRAS  | 2001  | 0.0  | 0.0   | 0.0   | 0.0   | 0.0   |
|   | ISART MYLENE        | ARRAS  | 2001  | 0.0  | 0.0   | 0.0   | 0.0   | 0.0   |

## 6. FEMININ NIVEAU7 7-10 ans . SA\_DA (individuels)

### 6.1. Résultats par équipes





|   | Equipe           | Club             |  |  |  |  | Total |
|---|------------------|------------------|--|---|---|---|-------|
| 1 | SAINTE MARTIN    | SAINTE MARTIN    | 23.9   | 28.7  | 27.5  | 27.4  | 107.5 |
| 2 | SAINS EN GOHELLE | SAINS EN GOHELLE | 25.2   | 27.9  | 28.2  | 25.6  | 106.9 |

### 6.2. Résultats individuels


|    | Gymnaste            | Equipe           | Annee |  |  |  |  | Total |
|----|---------------------|------------------|-------|--|---|---|---|-------|
| 1  | DESMONT MAELYS      | SAINS EN GOHELLE | 2002  | 6.7  | 6.6   | 7.7   | 6.8   | 27.8  |
| 2  | CAILLOCE CLARA      | SAINTE MARTIN    | 2003  | 6.9  | 7.6   | 6.4   | 6.7   | 27.6  |
| 3  | SAUNEUF LILIE       | SAINTE MARTIN    | 2002  | 5.9  | 7.7   | 7.6   | 6.3   | 27.5  |
| 4  | LOGET MADELINE      | SAINTE MARTIN    | 2002  | 6.0  | 6.7   | 6.9   | 6.9   | 26.5  |
| 5  | RENOUF LUCIE        | SAINS EN GOHELLE | 2004  | 6.6  | 7.3   | 6.5   | 6.0   | 26.4  |
|    | LEGAY SUZON         | SAINS EN GOHELLE | 2003  | 5.6  | 6.8   | 7.3   | 6.7   | 26.4  |
| 7  | MICHEL MARINE       | SAINS EN GOHELLE | 2002  | 6.3  | 6.7   | 6.5   | 6.1   | 25.6  |
| 8  | NAVET CLOE          | SAINTE MARTIN    | 2002  | 5.1  | 6.7   | 6.4   | 7.0   | 25.2  |
| 9  | DUBUS MALAURY       | SAINS EN GOHELLE | 2004  | 5.3  | 7.1   | 6.7   | 6.0   | 25.1  |
| 10 | GUY EMMA            | SAINTE MARTIN    | 2002  | 5.1  | 6.3   | 6.6   | 6.8   | 24.8  |
| 11 | MODESTE ANNE CELINE | SAINTE MARTIN    | 2003  | 5.0  | 6.4   | 5.8   | 6.0   | 23.2  |
| 12 | LESUR PERRINE       | SAINS EN GOHELLE | 2004  | 3.7  | 6.7   | 6.2   | 5.0   | 21.6  |

## 7. FEMININ NIVEAU7 9-12 ans . SA\_DA (individuels)

### 7.1. Résultats par équipes

|   | Equipe | Club   |  |  |  |  | Total |
|---|--------|--------|--|---|---|---|-------|
| 1 | CALAIS | CALAIS | 23.8   | 27.7  | 27.8  | 27.7  | 107.0 |
| 2 | GUINES | GUINES | 23.4   | 25.9  | 26.9  | 27.2  | 103.4 |


### 7.2. Résultats individuels

|    | Gymnaste          | Equipe | Annee |  |  |  |  | Total |
|----|-------------------|--------|-------|--|---|---|---|-------|
| 1  | DURINDEL AXELLE   | CALAIS | 2001  | 6.3  | 7.2   | 7.3   | 7.1   | 27.9  |
| 2  | PARISSEAUX ALICIA | GUINES | 2003  | 6.7  | 7.1   | 6.8   | 7.2   | 27.8  |
| 3  | MILLIN PAULINE    | CALAIS | 2001  | 6.4  | 6.8   | 6.9   | 6.9   | 27.0  |
| 4  | PIQUE PAULINE     | CALAIS | 2001  | 6.1  | 6.8   | 6.7   | 7.1   | 26.7  |
| 5  | DUCLAY ZOE        | GUINES | 2003  | 6.0  | 6.1   | 6.9   | 6.3   | 25.3  |
| 6  | WERDENBERG TIFANY | CALAIS | 2001  | 4.9  | 6.9   | 6.8   | 6.5   | 25.1  |
| 7  | DELPACE CLAIRE    | GUINES | 2001  | 5.4  | 6.2   | 6.6   | 6.5   | 24.7  |
|    | CROISIER JUSTINE  | CALAIS | 2000  | 5.0  | 6.3   | 6.8   | 6.6   | 24.7  |
| 9  | CREGNIOT MARINE   | GUINES | 2002  | 5.1  | 6.1   | 6.6   | 6.2   | 24.0  |
| 10 | PRUVOST MARIE     | GUINES | 2002  | 5.3  | 5.1   | 6.2   | 7.2   | 23.8  |
|    | SAMELOT LISE      | GUINES | 2002  | 5.2  | 6.5   | 6.1   | 6.0   | 23.8  |






## 8. FEMININ NIVEAU7 9-14 ans . SA\_DA (individuels)

### 8.1. Résultats par équipes





|   | Equipe       | Club         |  |  |  |  | Total |
|---|--------------|--------------|--|---|---|---|-------|
| 1 | SAINT MARTIN | SAINT MARTIN | 25.1   | 30.1  | 27.8  | 28.0  | 111.0 |
| 2 | HULLUCH      | HULLUCH      | 25.0   | 29.2  | 28.2  | 28.3  | 110.7 |
| 3 | CARVIN       | CARVIN       | 25.2   | 27.1  | 29.7  | 27.7  | 109.7 |
| 4 | BEUVRY       | BEUVRY       | 25.9   | 28.1  | 28.3  | 27.2  | 109.5 |

### 8.2. Résultats individuels





|    | Gymnaste                      | Equipe       | Annee |  |  |  |  | Total |
|----|-------------------------------|--------------|-------|--|---|---|---|-------|
| 1  | DELAY NOEMIE                  | HULLUCH      | 2002  | 6.3  | 7.6   | 7.2   | 7.4   | 28.5  |
| 2  | OBERT OPHELIE                 | CARVIN       | 1999  | 6.9  | 7.4   | 7.3   | 6.8   | 28.4  |
| 3  | FOURNY ELODIE                 | SAINT MARTIN | 1999  | 6.2  | 7.6   | 7.3   | 7.1   | 28.2  |
| 4  | RICHARD ZOE                   | SAINT MARTIN | 2000  | 6.2  | 7.5   | 7.2   | 6.8   | 27.7  |
| 5  | RENVERSEZ MARINE              | BEUVRY       | 2000  | 6.7  | 6.5   | 7.4   | 6.9   | 27.5  |
| 6  | PART PAULINE                  | HULLUCH      | 1998  | 6.6  | 6.6   | 7.2   | 7.0   | 27.4  |
| 7  | LEMIERE PAULINE               | BEUVRY       | 1999  | 6.4  | 6.9   | 6.8   | 7.2   | 27.3  |
|    | LARIDANT ESTELLE              | SAINT MARTIN | 1999  | 6.0  | 7.5   | 6.4   | 7.4   | 27.3  |
|    | DHAENENS OCEANE               | CARVIN       | 2002  | 5.9  | 6.5   | 7.6   | 7.3   | 27.3  |
| 10 | FERRO MILON SARAH             | CARVIN       | 2000  | 6.3  | 6.1   | 7.4   | 7.3   | 27.1  |
| 11 | NAVET CHARLOTTE               | SAINT MARTIN | 1999  | 6.3  | 7.5   | 6.7   | 6.5   | 27.0  |
| 12 | NIANG AIDA                    | BEUVRY       | 2002  | 6.2  | 6.8   | 7.0   | 6.9   | 26.9  |
|    | CARON CLAIRE                  | CARVIN       | 2000  | 6.1  | 7.1   | 7.4   | 6.3   | 26.9  |
| 14 | GLINEUR ALICIA                | BEUVRY       | 2000  | 6.6  | 7.1   | 6.9   | 6.2   | 26.8  |
| 15 | DUWAT AGATHE                  | SAINT MARTIN | 1999  | 6.4  | 7.0   | 6.6   | 6.7   | 26.7  |
| 16 | MEUNIER CAMILLE               | HULLUCH      | 2000  | 6.3  | 7.2   | 7.0   | 6.0   | 26.5  |
| 17 | BAILLY JUSTINE                | HULLUCH      | 1999  | 5.8  | 7.1   | 6.2   | 7.1   | 26.2  |
| 18 | GLINEUR MALVINA               | BEUVRY       | 2003  | 5.7  | 7.3   | 6.7   | 6.2   | 25.9  |
| 19 | CABOCHE LEA                   | SAINT MARTIN | 2001  | 5.5  | 6.7   | 6.0   | 6.1   | 24.3  |
| 20 | ROUSSEAU SANDY                | BEUVRY       | 2003  | 4.5  | 4.9   | 7.0   | 6.0   | 22.4  |
| 21 | DELALLEAU CAROLINE            | HULLUCH      | 2000  | 0.0  | 7.3   | 6.8   | 6.8   | 20.9  |
| 22 | PEREIRA LOU *                 | SAINT MARTIN | 2000  | 0.0  | 0.0   | 0.0   | 0.0   | 0.0   |
|    | NIANG ROMMELARD LOU<br>MALENE | CARVIN       | 0     | 0.0  | 0.0   | 0.0   | 0.0   | 0.0   |

## 9. FEMININ NIVEAU7 11 + . SA\_DA (individuels)

### 9.1. Résultats par équipes





|   | Equipe | Club   |  |  |  |  | Total |
|---|--------|--------|--|---|---|---|-------|
| 1 | CALAIS | CALAIS | 23.2   | 26.0  | 27.3  | 27.1  | 103.6 |
| 2 | GUINES | GUINES | 24.6   | 26.9  | 25.5  | 26.3  | 103.3 |

### 9.2. Résultats individuels





|    | Gymnaste            | Equipe | Annee |  |  |  |  | Total |
|----|---------------------|--------|-------|--|---|---|---|-------|
| 1  | HEMBERT LINDSAY     | GUINES | 1992  | 6.3  | 7.1   | 6.7   | 7.4   | 27.5  |
| 2  | LHOMMEL LAURE       | CALAIS | 1998  | 6.0  | 6.8   | 7.2   | 6.7   | 26.7  |
| 3  | MARTIN ELISE        | CALAIS | 1997  | 6.1  | 6.4   | 6.7   | 7.0   | 26.2  |
| 4  | BUTEZ EMELINE       | GUINES | 1994  | 6.2  | 6.8   | 6.6   | 6.2   | 25.8  |
| 5  | LESUR MANON         | GUINES | 2000  | 6.3  | 6.5   | 5.7   | 6.6   | 25.1  |
| 6  | LAPORTE ELSA        | CALAIS | 1996  | 5.4  | 6.6   | 6.7   | 6.3   | 25.0  |
|    | MERLIN MANON        | CALAIS | 1997  | 5.6  | 6.2   | 6.4   | 6.8   | 25.0  |
| 8  | ROBACHE SEPHORA     | GUINES | 1999  | 5.7  | 6.0   | 6.5   | 6.1   | 24.3  |
| 9  | JOLY MARIE          | CALAIS | 1995  | 5.5  | 5.4   | 6.7   | 6.6   | 24.2  |
| 10 | DEBONNEVILLE FLAVIE | GUINES | 2000  | 5.8  | 6.5   | 5.4   | 6.1   | 23.8  |
| 11 | VERHEE ALICE        | CALAIS | 1997  | 5.4  | 4.4   | 5.4   | 5.9   | 21.1  |
| 12 | BUTELLE LEONIE      | GUINES | 1999  | 0.0  | 0.0   | 0.0   | 0.0   | 0.0   |
|    | FOLLET ANAIS *      | GUINES | 1998  | 0.0  | 0.0   | 0.0   | 0.0   | 0.0   |
|    | BERNIER MANON *     | GUINES | 1997  | 0.0  | 0.0   | 0.0   | 0.0   | 0.0   |

## 10. FEMININ NIVEAU6 9-14 ans . SA\_DA (individuels)

### 10.1. Résultats par équipes





|   | Equipe   | Club     |  |  |  |  | Total |
|---|----------|----------|--|---|---|---|-------|
| 1 | CARVIN   | CARVIN   | 28.8   | 28.6  | 26.5  | 25.9  | 109.8 |
| 2 | MARQUISE | MARQUISE | 26.1   | 28.3  | 25.3  | 29.4  | 109.1 |

### 10.2. Résultats individuels





|    | Gymnaste          | Equipe   | Annee |  |  |  |  | Total |
|----|-------------------|----------|-------|--|---|---|---|-------|
| 1  | HELLER ALYNE      | CARVIN   | 1999  | 7.7  | 7.9   | 6.7   | 7.1   | 29.4  |
| 2  | DESAINS MARIE     | MARQUISE | 2001  | 6.5  | 6.9   | 6.6   | 8.1   | 28.1  |
| 3  | FOYER MARIE       | CARVIN   | 2000  | 6.7  | 7.6   | 6.9   | 6.4   | 27.6  |
| 4  | HAGNIER CAROLINE  | MARQUISE | 1999  | 6.6  | 7.1   | 6.2   | 7.1   | 27.0  |
| 5  | LEQUIEM MARINE    | CARVIN   | 2000  | 7.3  | 6.6   | 7.0   | 5.9   | 26.8  |
| 6  | DEBIENNE VICTOIRE | MARQUISE | 1999  | 6.5  | 7.7   | 6.3   | 5.8   | 26.3  |
| 7  | PIQUE LEA         | MARQUISE | 1999  | 6.4  | 6.6   | 5.7   | 7.5   | 26.2  |
| 8  | FOSSE ROMANE      | CARVIN   | 2000  | 7.1  | 6.5   | 5.9   | 6.5   | 26.0  |
| 9  | BAUDE FLAVIE      | MARQUISE | 1999  | 6.5  | 5.5   | 6.2   | 6.7   | 24.9  |
| 10 | GOSSE JULIE       | MARQUISE | 2001  | 6.4  | 5.7   | 4.6   | 6.1   | 22.8  |
| 11 | RUOROCH JULIE *   | MARQUISE | 2000  | 0.0  | 0.0   | 0.0   | 0.0   | 0.0   |
|    | TERAMO ELISA      | CARVIN   | 1998  | 0.0  | 0.0   | 0.0   | 0.0   | 0.0   |
|    | 6                 | CARVIN   | 0     | 0.0  | 0.0   | 0.0   | 0.0   | 0.0   |

## 11. FEMININ NIVEAU6 11 + . SA\_DA (individuels)

### 11.1. Résultats par équipes





|   | Equipe           | Club             |  |  |  |  | Total |
|---|------------------|------------------|--|---|---|---|-------|
| 1 | SAINS EN GOHELLE | SAINS EN GOHELLE | 29.0   | 30.3  | 27.1  | 29.3  | 115.7 |
| 2 | ARRAS            | ARRAS            | 27.8   | 27.4  | 26.6  | 28.2  | 110.0 |
| 3 | SAINT MARTIN     | SAINT MARTIN     | 20.1   | 18.2  | 17.4  | 19.6  | 75.3  |

### 11.2. Résultats individuels





|    | Gymnaste           | Equipe           | Annee |  |  |  |  | Total |
|----|--------------------|------------------|-------|--|---|---|---|-------|
| 1  | CHAUMETTE MARION   | SAINS EN GOHELLE | 1998  | 7.4  | 8.1   | 7.5   | 7.1   | 30.1  |
| 2  | DESMONT JADE       | SAINS EN GOHELLE | 1999  | 7.4  | 8.0   | 6.7   | 7.6   | 29.7  |
| 3  | VAHE PHILIPPINE    | ARRAS            | 1999  | 7.3  | 7.5   | 6.7   | 7.5   | 29.0  |
| 4  | CAZIN JULIETTE     | SAINT MARTIN     | 1995  | 6.7  | 7.3   | 7.0   | 7.6   | 28.6  |
| 5  | GRAUX ELISE *      | MONTIGNY         | 1997  | 7.5  | 8.1   | 6.1   | 6.7   | 28.4  |
| 6  | THOUVENIN SABINE   | ARRAS            | 1998  | 7.2  | 6.6   | 6.6   | 7.0   | 27.4  |
| 7  | LEWANDOWSKI LISON  | SAINS EN GOHELLE | 1998  | 6.9  | 7.5   | 6.5   | 6.1   | 27.0  |
| 8  | LEGAY TESSE        | SAINS EN GOHELLE | 2000  | 6.8  | 6.5   | 6.4   | 7.2   | 26.9  |
| 9  | DEGEUSE ALIZEE     | SAINS EN GOHELLE | 1997  | 7.3  | 6.7   | 5.4   | 7.4   | 26.8  |
| 10 | BARRE JULIE        | ARRAS            | 1999  | 6.7  | 6.6   | 6.9   | 6.4   | 26.6  |
| 11 | ANSELIN JULIETTE   | ARRAS            | 1999  | 6.6  | 6.7   | 5.6   | 7.3   | 26.2  |
| 12 | DEHEEGHER CLEMENCE | ARRAS            | 1998  | 6.6  | 5.6   | 6.4   | 5.2   | 23.8  |
| 13 | THERET FREDERIQUE  | SAINT MARTIN     | 1996  | 6.6  | 6.5   | 4.7   | 5.9   | 23.7  |
| 14 | GREVET MATHILDE    | SAINT MARTIN     | 1996  | 6.8  | 4.4   | 5.7   | 6.1   | 23.0  |
| 15 | ROUSSETTE AMELIA   | SAINS EN GOHELLE | 1997  | 0.0  | 0.0   | 0.0   | 0.0   | 0.0   |
|    | DANDREA LOU        | SAINT MARTIN     | 1999  | 0.0  | 0.0   | 0.0   | 0.0   | 0.0   |
|    | CAROUGE LISA       | SAINT MARTIN     | 1998  | 0.0  | 0.0   | 0.0   | 0.0   | 0.0   |
|    | BEAUCAMPS MARGAUX  | ARRAS            | 1997  | 0.0  | 0.0   | 0.0   | 0.0   | 0.0   |

## 12. FEMININ NIVEAU5 9-14 ans . SIMPLE\_APPARTENANCE (individuels)

### 12.1. Résultats par équipes


|   | Equipe | Club   |  |  |  |  | Total |
|---|--------|--------|---|---|---|---|-------|
| 1 | CALAIS | CALAIS | 29.2  | 29.8  | 26.6  | 32.8  | 118.4 |
| 2 | BEUVRY | BEUVRY | 29.4  | 27.9  | 26.5  | 32.5  | 116.3 |

### 12.2. Résultats individuels





|    | Gymnaste            | Equipe | Annee |  |  |  |  | Total |
|----|---------------------|--------|-------|--|---|---|---|-------|
| 1  | DECOUDU EMY         | CALAIS | 2000  | 7.2  | 8.3   | 7.2   | 8.2   | 30.9  |
| 2  | DELAPORTE ALEXANDRA | BEUVRY | 2000  | 7.4  | 7.4   | 7.0   | 8.1   | 29.9  |
| 3  | CAUVIN CELINE       | BEUVRY | 1998  | 7.3  | 6.8   | 7.3   | 8.2   | 29.6  |
|    | SOUIN FLAVIE        | BEUVRY | 2000  | 7.5  | 7.6   | 6.2   | 8.3   | 29.6  |
| 5  | PAUL GWENDOLINE     | CALAIS | 2000  | 7.3  | 7.9   | 6.3   | 7.9   | 29.4  |
| 6  | BAYART LUCIE        | CALAIS | 2001  | 7.2  | 6.5   | 7.2   | 8.4   | 29.3  |
| 7  | JACQUES MARION      | CALAIS | 1998  | 7.2  | 6.7   | 5.9   | 8.3   | 28.1  |
| 8  | DUTHILLEUL ANDREA   | CALAIS | 2000  | 7.0  | 6.9   | 5.6   | 7.7   | 27.2  |
| 9  | DAVIGNY MARGAUX     | BEUVRY | 1998  | 7.2  | 5.6   | 6.0   | 7.9   | 26.7  |
| 10 | CARDON OCEANE       | BEUVRY | 2000  | 7.2  | 6.1   | 4.9   | 7.3   | 25.5  |
| 11 | WASSELIN MARRY      | CALAIS | 2001  | 7.5  | 3.0   | 5.9   | 7.4   | 23.8  |

## 13. FEMININ NIVEAU5 11 + . SIMPLE\_APPARTENANCE (individuels)

### 13.1. Résultats par équipes





|   | Equipe       | Club         |  |  |  |  | Total |
|---|--------------|--------------|--|---|---|---|-------|
| 1 | SAINT MARTIN | SAINT MARTIN | 29.4   | 31.7  | 28.7  | 31.6  | 121.4 |
| 2 | HULLUCH      | HULLUCH      | 29.0   | 31.1  | 27.9  | 30.9  | 118.9 |
| 3 | MARQUISE     | MARQUISE     | 27.7   | 30.0  | 23.8  | 32.5  | 114.0 |
| 4 | CALAIS       | CALAIS       | 26.7   | 27.8  | 26.2  | 30.2  | 110.9 |
| 5 | MARQUISE     | MARQUISE     | 26.7   | 29.7  | 20.5  | 28.4  | 105.3 |
| 6 | GUINES       | GUINES       | 21.8   | 20.1  | 21.2  | 24.0  | 87.1  |

### 13.2. Résultats individuels





|    | Gymnaste         | Equipe       | Annee |  |  |  |  | Total |
|----|------------------|--------------|-------|--|---|---|---|-------|
| 1  | LANNOY OPHELIE   | MARQUISE     | 1995  | 7.0  | 7.8   | 7.3   | 8.6   | 30.7  |
| 2  | CROIBIER CELIA   | SAINT MARTIN | 1998  | 7.4  | 7.6   | 7.2   | 8.4   | 30.6  |
| 3  | CARDON LOU       | CALAIS       | 1997  | 7.2  | 7.8   | 7.4   | 8.1   | 30.5  |
| 4  | PAQUE MATHILDE   | SAINT MARTIN | 1989  | 7.4  | 8.0   | 7.1   | 7.9   | 30.4  |
| 5  | LEROUX ELYSA     | GUINES       | 1996  | 7.5  | 7.4   | 7.3   | 8.0   | 30.2  |
| 6  | NAVET MARION     | SAINT MARTIN | 1996  | 7.2  | 8.0   | 7.0   | 7.9   | 30.1  |
| 7  | LEROUX MARGAUX   | GUINES       | 1994  | 7.0  | 7.6   | 7.0   | 8.3   | 29.9  |
|    | DUQUESNOY ALEXE  | HULLUCH      | 1997  | 7.2  | 7.7   | 7.3   | 7.7   | 29.9  |
| 9  | HENNACHE LUCIE   | HULLUCH      | 1998  | 7.3  | 7.7   | 6.7   | 7.7   | 29.4  |
| 10 | DEVOS BLANCHE    | HULLUCH      | 1998  | 7.0  | 7.4   | 7.0   | 7.8   | 29.2  |
| 11 | DUBAELE FAUSTINE | SAINT MARTIN | 1996  | 6.8  | 7.9   | 7.4   | 7.0   | 29.1  |
| 12 | MARLARD COLINE   | MARQUISE     | 1997  | 6.9  | 8.0   | 5.8   | 8.3   | 29.0  |
| 13 | MAILLOT MELANIE  | SAINT MARTIN | 1995  | 7.3  | 7.3   | 6.7   | 7.4   | 28.7  |
| 14 | DUWAT JULIETTE   | SAINT MARTIN | 1996  | 7.3  | 7.8   | 6.7   | 6.8   | 28.6  |
| 15 | HENNACHE ALINE   | HULLUCH      | 2000  | 7.5  | 8.3   | 4.8   | 7.7   | 28.3  |
| 16 | BEDELE EVA       | MARQUISE     | 1998  | 6.7  | 8.0   | 5.5   | 7.6   | 27.8  |
| 17 | FOURDIN PERRINE  | MARQUISE     | 1998  | 6.8  | 6.7   | 5.7   | 8.2   | 27.4  |
| 18 | DUREZ OPHELIE    | HULLUCH      | 1998  | 6.9  | 6.8   | 6.9   | 6.6   | 27.2  |
| 19 | POURRE BRENDA    | GUINES       | 1995  | 7.3  | 5.1   | 6.9   | 7.7   | 27.0  |
| 20 | NYARKO LISA      | MARQUISE     | 1996  | 7.0  | 7.5   | 5.0   | 7.4   | 26.9  |
| 21 | LEDOUX ANAIS     | CALAIS       | 1998  | 6.3  | 6.5   | 6.1   | 7.8   | 26.7  |
| 22 | HANON MATHILDE   | MARQUISE     | 1998  | 6.4  | 7.4   | 5.3   | 7.2   | 26.3  |
| 23 | CHATELAIN EVE    | CALAIS       | 1996  | 6.3  | 7.2   | 5.6   | 7.1   | 26.2  |
| 24 | DELABYE MATHILDE | CALAIS       | 1997  | 6.6  | 5.7   | 6.3   | 7.2   | 25.8  |
| 25 | RUOROCH CAMILLE  | MARQUISE     | 1997  | 6.6  | 7.5   | 4.8   | 6.7   | 25.6  |
|    | GAY VALENTINE    | CALAIS       | 2001  | 6.6  | 6.3   | 6.4   | 6.3   | 25.6  |
| 27 | LAMBERT CAPUCINE | MARQUISE     | 1998  | 6.8  | 6.8   | 4.7   | 6.4   | 24.7  |
| 28 | WAVRANT ELISA    | MARQUISE     | 1998  | 6.6  | 5.6   | 4.9   | 6.9   | 24.0  |
| 29 | COURTOIS MARINE  | GUINES       | 1996  | 0.0  | 0.0   | 0.0   | 0.0   | 0.0   |
|    | MIELLOT HONORINE | MARQUISE     | 1998  | 0.0  | 0.0   | 0.0   | 0.0   | 0.0   |
|    | GALLET SANDY     | HULLUCH      | 1997  | 0.0  | 0.0   | 0.0   | 0.0   | 0.0   |
|    | LEDOUX CHLOE     | CALAIS       | 2000  | 0.0  | 0.0   | 0.0   | 0.0   | 0.0   |

## 14. FEMININ NIVEAU4 11 + . SIMPLE\_APPARTENANCE (individuels)

### 14.1. Résultats par équipes





|   | Equipe   | Club     |  |  |  |  | Total |
|---|----------|----------|--|---|---|---|-------|
| 1 | MONTIGNY | MONTIGNY | 22.4   | 27.7  | 25.4  | 25.4  | 100.9 |

### 14.2. Résultats individuels





|   | Gymnaste         | Equipe   | Annee |  |  |  |  | Total |
|---|------------------|----------|-------|--|---|---|---|-------|
| 1 | GOMES AMALIA     | MONTIGNY | 1996  | 7.4  | 9.4   | 9.1   | 8.6   | 34.5  |
| 2 | LACOUR ORLANE    | MONTIGNY | 1998  | 7.5  | 8.5   | 8.0   | 8.4   | 32.4  |
|   | LAGACHE MEGHAN   | MONTIGNY | 1996  | 7.5  | 9.2   | 7.3   | 8.4   | 32.4  |
| 4 | BULTEZ MELINDA   | MONTIGNY | 2000  | 7.4  | 7.0   | 8.3   | 8.1   | 30.8  |
| 5 | CHEVRY MELANIE   | MONTIGNY | 1991  | 7.3  | 9.1   | 5.5   | 8.1   | 30.0  |
| 6 | MARTEL MARGAUX * | MONTIGNY | 1997  | 7.2  | 7.1   | 7.1   | 8.2   | 29.6  |

## 15. FEMININ NIVEAU3 11 + . SIMPLE\_APPARTENANCE (individuels)

### 15.1. Résultats par équipes

|   | Equipe | Club   |  |  |  |  | Total |
|---|--------|--------|--|---|---|---|-------|
| 1 | CALAIS | CALAIS | 24.3   | 26.5  | 26.5  | 28.1  | 105.4 |

### 15.2. Résultats individuels

|   | Gymnaste         | Equipe | Annee |  |  |  |  | Total |
|---|------------------|--------|-------|--|---|---|---|-------|
| 1 | GRESSIER FLORINE | CALAIS | 1992  | 8.2  | 9.6   | 9.5   | 9.7   | 37.0  |
| 2 | BINSSE SOPHIE    | CALAIS | 1992  | 7.9  | 7.8   | 8.9   | 9.6   | 34.2  |
| 3 | BROOD LAURA      | CALAIS | 1992  | 7.1  | 9.1   | 7.4   | 8.7   | 32.3  |
| 4 | GRADELET EMMA    | CALAIS | 1996  | 7.3  | 7.8   | 8.1   | 8.8   | 32.0  |
| 5 | CADET MARINE     | CALAIS | 1989  | 8.2  | 6.1   | 7.8   | 8.2   | 30.3  |