




Résultats de la compétition
Demi-finales nationales G1 UFOLEP
Vaires sur Marne
21 et 22 mai 2016

1. FEMININ NIVEAU8 11 + . SA_DA (individuels)

1.1. Résultats par équipes

	Equipe	Club					Total
1	Wattrelos	59--La patriote de wattrelos	33.3	35.5	35.6	37.2	141.6
2	Pontoise 1	95--SPG Pontoise	29.5	34.6	35.4	36.6	136.1
3	Sainghin	59--Sainghin en Mélantois	30.5	31.6	36.4	36.0	134.5
4	Marcoussis	91--Asm	31.7	32.5	34.5	35.4	134.1
5	Guines 1	62--La patriote de guines	29.4	32.1	34.8	37.1	133.4
6	Gargenville 1	78--Espérance de gargenville	29.1	31.9	34.5	36.7	132.2
	Villeneuve sur yonne 1	89--Elan Gymnique de Villeneuve sur Yonne	27.1	33.5	36.1	35.5	132.2
8	Chilly Morangis	91--Cgmc	29.5	33.4	33.3	35.3	131.5
9	Othis	77--Co othis	26.7	32.1	34.3	36.6	129.7
10	Pontoise 2	95--SPG Pontoise	26.9	32.2	33.8	36.2	129.1
11	Athis Mons 1	91--Uso Athis Mons	28.2	30.4	33.2	36.6	128.4
12	Calais	62--Etoile de Calais	28.0	31.2	33.7	35.0	127.9
13	USY	78--Union sportive des yvelines	27.2	31.1	33.9	35.6	127.8
14	Gargenville 2	78--Espérance de gargenville	26.4	28.0	34.2	35.0	123.6
15	St Germain Laval	77--GCSGL	27.4	30.1	31.0	34.0	122.5
16	Amiens	80--Femina Sport Amiens	22.1	30.7	33.2	34.8	120.8

1.2. Résultats individuels

	Gymnaste	Equipe	Annee					Total
1	PATTON Naomi	Wattrelos	2002	8.5	8.9	8.7	9.2	35.3
2	ZEGLACHE Sephora	Wattrelos	2003	8.3	9.0	8.5	9.4	35.2
3	LEFEVRE Ludivine	Wattrelos	2002	8.2	8.7	8.8	9.2	34.9
4	MOUSSAVOU SAFOU Marilesevene	Pontoise 1	2003	8.7	8.5	8.5	9.0	34.7
5	ALBRUN Romane	Guines 1	2002	7.7	8.5	8.8	9.5	34.5
	GROUX Eloise	Guines 1	2002	7.9	7.8	9.2	9.6	34.5
7	CAPPELLI Gwendoline	Pontoise 1	1997	7.3	9.0	9.0	9.1	34.4
	KHIROUM Jasmine	Wattrelos	2004	6.8	8.9	9.3	9.4	34.4
9	BAVIERE Marie	Sainghin	2002	8.6	7.3	9.3	8.9	34.1
10	DIEFFENBACH Lisa	Calais	2000	7.2	8.9	8.7	9.2	34.0
11	MARIE Carla	Chilly Morangis	2003	7.7	8.5	8.5	9.2	33.9
12	TYPRETT Stéphanie	Gargenville 1	1977	7.4	8.0	9.3	9.1	33.8
	DELOBEL Morgane	Sainghin	2004	8.2	7.7	8.7	9.2	33.8
	WELCOMME Clémence	Sainghin	2002	7.1	8.4	9.2	9.1	33.8
15	NANTY Aude	Marcoussis	2004	8.2	7.9	8.6	9.0	33.7
	MOLIERE Mathilde	Gargenville 1	2002	7.6	8.2	8.6	9.3	33.7
17	LE CAM Solene	Marcoussis	2003	8.1	8.2	8.4	8.8	33.5
	HENRY Camille	Pontoise 1	1993	6.7	8.6	8.9	9.3	33.5
19	TAURRES SANTOS Edouarda	Chilly Morangis	2002	7.4	8.8	8.2	8.9	33.3
	MAERTENS Sarah	Wattrelos	2002	7.1	8.5	8.5	9.2	33.3
21	SOW Awa	Pontoise 2	2001	6.7	8.5	8.6	9.4	33.2
	MOREL Amandine	Pontoise 1	2000	6.8	8.4	8.8	9.2	33.2
	SUISSE Angèle	Calais	1998	7.3	8.6	8.4	8.9	33.2
24	OZENDA Mathilde	Marcoussis	2002	7.5	8.4	8.6	8.5	33.0

	MAILLARD Audrey	Villeneuve sur yonne 1	1998	6.3	8.3	9.3	9.1	33.0
26	CUVILLIER Jeanne	Amiens	2003	6.9	8.0	9.0	9.0	32.9
	SABATIER Lana	Amiens	2001	6.8	8.2	8.8	9.1	32.9
28	RENAUD Florine	Othis	2003	6.8	8.2	8.9	8.9	32.8
	GOYTAS Isabelle	Sainghin	2002	6.6	8.2	9.2	8.8	32.8
30	LANCE RICHARDOT Salomé	Pontoise 2	2002	7.0	8.3	8.3	9.1	32.7
	DE GRAEVE Camille	Amiens	2004	8.4	6.5	8.7	9.1	32.7
	LASSON Emilie	Villeneuve sur yonne 1	2002	6.4	8.6	8.9	8.8	32.7
33	WERBROUCK Laura	Wattrelos	2002	8.3	6.7	8.8	8.8	32.6
34	COULOMBEAU Maryama	USY	2002	7.1	7.9	8.8	8.7	32.5
35	ROUGER Melina	Villeneuve sur yonne 1	2000	6.6	8.6	8.4	8.8	32.4
36	BENGUELLA Chloe	Marcoussis	2001	7.9	7.2	8.6	8.6	32.3
	FALANTIN Oceane	Athis Mons 1	1994	7.5	7.6	8.4	8.8	32.3
	ZAJAC Cyrielle	Villeneuve sur yonne 1	2002	6.8	8.0	8.9	8.6	32.3
39	KRZEMIEN Victoria	Pontoise 1	2002	6.7	8.5	8.3	8.7	32.2
40	DESIRABEL Maeva	Athis Mons 1	2002	7.2	7.8	7.9	9.2	32.1
	MONOYEZ Pauline	Othis	2003	6.5	8.3	8.4	8.9	32.1
	DEFRANCE Eloise	Guines 1	2001	7.0	7.9	8.4	8.8	32.1
43	CADEAU Léa	Pontoise 2	2003	7.0	7.4	8.7	8.9	32.0
44	BARRE Alyson	Chilly Morangis	2003	7.2	8.0	8.3	8.4	31.9
45	BLARY Axelle	Gargenville 1	2003	7.3	7.7	7.6	9.2	31.8
46	GUILLEMIN Nadège	Athis Mons 1	1986	7.0	7.0	8.3	9.4	31.7
	VALENCE Agathe	Gargenville 1	2004	6.6	7.7	8.3	9.1	31.7
	LECOCQ Anne sophie	Othis	2001	7.0	6.9	8.6	9.2	31.7
49	DA SILVA Margaux	Gargenville 1	2002	6.8	7.7	8.2	8.9	31.6
	DESSEIN Jeanne	Guines 1	2001	6.4	7.9	8.1	9.2	31.6
51	BOCCAGE Clara	Pontoise 1	2002	6.3	8.3	8.7	8.2	31.5
	WADOUX Elise	Guines 1	2000	6.8	7.5	8.4	8.8	31.5
53	THIMONIER Alix	USY	2004	6.1	7.9	8.2	9.2	31.4
	COLLARD Solene	Othis	2004	6.4	8.0	8.0	9.0	31.4
	DILLY Lola	Othis	2004	6.2	7.6	8.2	9.4	31.4
	BONNET Coline	Villeneuve sur yonne 1	2001	7.0	7.8	7.8	8.8	31.4
57	CUPRYS Chloe	St Germain Laval	1999	6.8	7.6	7.9	9.0	31.3
	CELERIER Clara	Chilly Morangis	2002	7.2	7.2	8.1	8.8	31.3
59	CASTANHEIRA Ti-lan	Gargenville 1	2003	6.0	8.0	8.3	8.9	31.2
	AGEZ Lea	Guines 1	2002	6.6	7.6	8.2	8.8	31.2
61	MOUDNIB Ines	Gargenville 2	2001	6.8	7.2	8.7	8.4	31.1
	HERMEY Maelle	Villeneuve sur yonne 1	2003	6.7	7.0	9.0	8.4	31.1
63	GIAGNONI Fiona	Marcoussis	2002	7.0	7.9	8.1	7.9	30.9
	ABAD Marie-astrid	Pontoise 2	2002	6.2	7.7	8.2	8.8	30.9
	MARTIN Jade	Othis	2002	6.0	7.5	8.4	9.0	30.9
66	BELLEPAUME Morgane	Athis Mons 1	2001	6.5	7.2	8.4	8.7	30.8
	LE COUVIOUR Eurielle *	Crépy 1 (indiv) (indiv)	2002	5.5	7.5	8.9	8.9	30.8
68	FIGOLI Giulia	USY	2004	5.9	7.8	8.2	8.8	30.7
	COLSON Angélique	St Germain Laval	2002	7.1	8.1	7.1	8.4	30.7
	HENIN Axelle	Calais	2000	6.9	7.3	8.2	8.3	30.7
71	MENARES Laura	Gargenville 2	2001	6.7	7.4	7.6	8.9	30.6
72	TAMOUD Maelle	Chilly Morangis	2003	6.5	8.1	8.2	7.7	30.5
73	DELTEFE Stefelle	USY	2002	7.3	6.5	7.6	8.9	30.3
	BERTRAND Coraly	St Germain Laval	1998	6.6	7.9	8.0	7.8	30.3
75	ROPARE Lenaig	Athis Mons 1	2004	6.5	7.8	8.1	7.8	30.2





	BOURREAU Leslie	USY	2002	6.7	7.5	8.7	7.3	30.2
	BOUILLON Océane	St Germain Laval	2000	6.9	6.5	8.0	8.8	30.2
	GENESTRE Marion	Gargenville 2	2000	6.4	6.9	8.0	8.9	30.2
	CREMOUX Camille *	Crépy 1 (indiv) (indiv)	2003	5.9	7.8	8.5	8.0	30.2
80	CHABENET Julie	Pontoise 2	2004	6.1	7.7	7.9	8.4	30.1
	FABRE Manon	Gargenville 2	2002	6.1	6.5	9.0	8.5	30.1
	BEN KALÉD Shanna	Chilly Morangis	2003	6.1	7.3	8.3	8.4	30.1
83	SAINSARD Nathanaëlle	Calais	2001	6.6	6.4	8.4	8.6	30.0
84	FALL Marianne	Gargenville 2	2002	6.5	6.0	8.5	8.7	29.7
85	LE Adeline	Athis Mons 1	1980	6.0	6.8	7.5	9.2	29.5
86	SIMON Eva	Marcoussis	2004	0.0	8.0	8.7	9.0	25.7
87	WEILSO Albane	Amiens	2003	0.0	8.0	6.7	7.6	22.3
88	DEBENEST Ambre	Pontoise 2	2000	0.0	0.0	0.0	0.0	0.0
	MOREAU Lou anne	USY	2003	0.0	0.0	0.0	0.0	0.0
	BARRAULT Océane	St Germain Laval	2002	0.0	0.0	0.0	0.0	0.0
	COQUEMPOT Tia	Calais	2002	0.0	0.0	0.0	0.0	0.0
	MICHIEL Océane	Calais	2000	0.0	0.0	0.0	0.0	0.0
	MERHANE Cilya	Amiens	2004	0.0	0.0	0.0	0.0	0.0
	TUR Margaux	Amiens	2003	0.0	0.0	0.0	0.0	0.0

2. FEMININ NIVEAU6 11-15 ans . SA_DA (individuels)

2.1. Résultats par équipes

	Equipe	Club					Total
1	Hazebrouck	59--GYM' FLANDRE	35.8	37.4	37.5	38.9	149.6
2	Brie comte robert	77--Scbgym	34.6	38.3	37.5	38.1	148.5
3	Mouvoux	59--Association Sportive Mouvalloise	33.3	36.7	38.2	38.4	146.6
4	Brunoy	91--Brunoy pyramide	35.0	37.4	36.3	37.6	146.3
5	Lambersart 2	59--SMG Lambersart	32.7	37.1	37.4	38.6	145.8
6	Montigny en gohelle	62--Montigny Gym Club	33.5	36.4	38.0	36.4	144.3
7	Osny 2	95--Espoirs gymniques d'osny	33.8	35.5	37.1	37.3	143.7
8	Plaisir	78--Etoile gymnique plaisiroise	33.2	36.2	35.7	37.7	142.8
9	Houilles 3	78--Avant-Garde de Houilles	32.3	35.2	36.5	38.4	142.4
10	Amiens	80--Femina Sport Amiens	34.5	32.5	35.6	38.3	140.9
11	Voisins	78--Voisins	33.8	32.4	37.4	36.9	140.5
12	Draveil	91--sporting club draveil	32.5	34.9	34.3	36.7	138.4





2.2. Résultats individuels

	Gymnaste	Equipe	Annee					Total
1	MANSOURI Sarah	Brunoy	2003	8.8	10.0	9.5	9.7	38.0
2	HERAULT Ena	Brie comte robert	2004	8.8	10.1	9.1	9.8	37.8
	FELOUSSIA Schaïma	Mouvoux	2003	8.8	9.7	9.5	9.8	37.8
4	BOUCHON Marine	Brunoy	2004	9.0	9.6	9.5	9.5	37.6
5	RIBEIRO Elisa	Brie comte robert	2001	8.9	9.4	9.6	9.6	37.5
6	CLEENEWERCK Lucie	Hazebrouck	2001	8.9	9.1	9.5	9.7	37.2
7	LEPOUTRE Constance	Lambersart 2	2004	8.2	9.6	9.7	9.6	37.1
	MACKER Anaïs	Hazebrouck	2000	9.0	9.4	8.8	9.9	37.1
9	FRAMERY Noémie	Hazebrouck	2001	8.6	9.5	9.5	9.4	37.0
10	PASQUEREAU Maud	Osny 2	2003	9.0	9.5	9.1	9.2	36.8
	CANNICIONI Sarah	Brie comte robert	2000	8.6	9.3	9.5	9.4	36.8
12	PITREL Noemie	Draveil	2001	8.1	9.4	9.7	9.5	36.7
13	LAUBIE Constance	Mouvoux	2003	8.1	9.2	9.6	9.7	36.6
	MENU Carla	Lambersart 2	2004	8.2	9.3	9.3	9.8	36.6
15	DEVENDEVILLE Emma	Amiens	2003	8.9	8.6	9.2	9.6	36.3
	BOUCHARD Marie	Hazebrouck	2002	8.8	8.6	9.5	9.4	36.3
17	LE CORRE Camille	Plaisir	2003	7.5	9.5	9.7	9.3	36.0
	CHIKH Li lou	Lambersart 2	2003	8.4	9.2	8.9	9.5	36.0
19	MONTEIRO PERON Lune	Houilles 3	2002	8.1	8.9	9.2	9.7	35.9
	GRIMOND Elisa	Brie comte robert	2003	8.3	9.5	8.8	9.3	35.9
	LUCAS Lucie	Montigny en gohelle	2000	8.5	8.7	9.7	9.0	35.9
	WIECZOREK Ophelie	Montigny en gohelle	2000	8.4	9.2	9.4	8.9	35.9
	VANHEE Louise	Hazebrouck	2001	7.9	9.4	8.7	9.9	35.9
24	GENESTE Apolline	Osny 2	2002	8.2	9.3	9.2	9.1	35.8
	OLEJNICZAK Sarah	Mouvoux	2000	8.4	8.7	9.5	9.2	35.8
26	POUSSEROT Camille	Brie comte robert	2004	7.9	9.3	9.3	9.2	35.7
	DIAZ Camille	Voisins	2003	8.6	8.2	9.4	9.5	35.7



28	MOHAMED ABDOUL Fayna	Plaisir	2004	8.6	9.1	8.6	9.3	35.6
29	BULTEZ Alicia	Montigny en gohelle	2002	8.0	8.8	9.4	9.3	35.5
	DUTHE Julie	Montigny en gohelle	2003	8.1	9.2	9.5	8.7	35.5
31	VERRONS Laurette	Lambersart 2	2004	7.9	8.3	9.5	9.7	35.4
	FIEFFE Sidonie	Montigny en gohelle	2001	8.5	9.2	8.8	8.9	35.4
33	BRUNET Pauline	Amiens	2003	8.7	9.0	8.2	9.4	35.3
34	BARGE Johanna	Plaisir	2003	8.3	9.0	8.5	9.4	35.2
35	JEUDY Julie	Houilles 3	2002	7.6	8.8	9.3	9.4	35.1
	ROUSSEAUX Mathilde	Mouvoux	2002	7.7	9.1	8.8	9.5	35.1
	LELONG Laura	Montigny en gohelle	2001	7.9	8.7	9.3	9.2	35.1
38	MESTARI Morjan	Houilles 3	2002	8.0	8.8	8.7	9.5	35.0
	REDON Marine	Houilles 3	2003	7.9	8.7	9.3	9.1	35.0
	GOMES DA SILVA Alexandra	Osny 2	2003	8.8	8.1	8.7	9.4	35.0
41	BOURGEOIS Marine	Brie comte robert	2003	8.0	9.0	8.6	9.3	34.9
42	BOURGEOIS Maëlle	Mouvoux	2004	8.0	7.8	9.6	9.4	34.8
43	CAZEMAJOU Lena	Houilles 3	2004	8.3	8.5	8.7	9.1	34.6
	REDON Laura	Houilles 3	2003	7.9	8.5	8.4	9.8	34.6
	AMRI Tifaine	Plaisir	2002	7.9	8.6	8.6	9.5	34.6
46	MALONGA Inès	Brunoy	2003	8.8	8.8	7.7	9.2	34.5
47	GUERTON Eva	Brunoy	2002	7.9	9.0	8.9	8.6	34.4
	OULEHRI Itto	Brunoy	2003	8.4	8.4	8.4	9.2	34.4
49	ANDRE Valentine	Lambersart 2	2002	7.1	9.0	8.8	9.4	34.3
50	DUMET Emma	Voisins	2003	7.8	8.5	9.1	8.8	34.2
	LEGRAND Amandine	Voisins	2000	8.3	7.0	9.6	9.3	34.2
52	ALLAEYS Eve	Hazebrouck	2002	9.1	6.5	9.0	9.4	34.0
53	EDOUART Ambre	Osny 2	2002	7.8	7.1	9.5	9.5	33.9
	CATTEAU Clementine	Amiens	2001	7.2	8.8	8.7	9.2	33.9
55	HAZZA Fanny	Draveil	2003	7.6	9.0	8.1	9.1	33.8
	RADU Maria	Draveil	2003	8.4	8.0	8.3	9.1	33.8
	PAQUIS Elise	Voisins	2001	7.9	7.5	9.3	9.1	33.8
	RANNOU Eleonore	Amiens	2001	8.7	5.9	9.5	9.7	33.8
59	BENOIT-LAMAITRIE Cecile	Plaisir	2002	8.3	7.5	8.4	9.5	33.7
60	TOUGNE Lucie	Osny 2	2002	7.1	8.1	9.3	9.1	33.6
61	DE JESUS Cassandra	Osny 2	2002	7.2	8.6	8.5	9.2	33.5
	COUILLARD Pauline	Voisins	2000	8.9	8.2	7.4	9.0	33.5
63	BRY Maelys	Draveil	2003	8.0	8.1	8.2	9.0	33.3
64	GOREGUES Justine	Plaisir	2002	8.0	6.7	8.8	9.3	32.8
65	LAPEYRE Alice	Lambersart 2	2004	7.8	7.0	8.5	9.3	32.6
66	KENZARI Loubna	Amiens	2000	8.2	6.1	8.0	9.6	31.9
67	BOITO Laura	Draveil	2003	7.4	8.4	8.1	7.9	31.8
68	KELLER Madeline	Voisins	2000	8.0	6.7	8.5	8.1	31.3
69	GUERRIB Thalya	Draveil	2003	8.0	6.9	7.5	7.7	30.1
70	ALEPEE Noémie	Brunoy	2004	0.0	0.0	0.0	0.0	0.0
	DESCAMPS Camille	Mouvoux	2003	0.0	0.0	0.0	0.0	0.0
	DECROIX Camille	Amiens	2002	0.0	0.0	0.0	0.0	0.0

3. FEMININ NIVEAU4 11 + . SA_DA (individuels)

3.1. Résultats par équipes

	Equipe	Club					Total
1	Hénin beaumont	62--Hénin Beaumont amicale laïque	28.7	34.1	33.7	34.4	130.9
2	Lambersart	59--SMG Lambersart	27.0	33.7	33.1	34.7	128.5
3	Rungis	94--Rungis	27.6	34.0	33.7	33.1	128.4
4	Les Clayes 2	78--Usmclayes sous bois gymnastique artistique	27.5	33.4	32.5	33.2	126.6
5	St Germain Laval	77--GCSGL	26.5	33.3	32.6	33.4	125.8
6	Halluin	59--Halluin	28.3	32.9	31.9	32.5	125.6
7	Fresnoy	2--La fresnoysienne	27.3	32.7	32.3	32.5	124.8
8	Brie comte robert	77--Scbgym	25.1	33.6	32.7	32.2	123.6
9	Montigny en gohelle	62--Montigny Gym Club	25.1	33.7	31.7	32.9	123.4
10	Arpajon	91--Esr arpajon	26.2	33.0	32.6	30.7	122.5
	Calais	62--Etoile de Calais	25.7	32.0	32.4	32.4	122.5
	Orchies	59--La concorde orchies	26.0	33.0	31.6	31.9	122.5
13	Voisins	78--Voisins	26.8	32.8	31.6	30.6	121.8
14	Les Clayes 1	78--Usmclayes sous bois gymnastique artistique	24.1	31.4	31.6	32.5	119.6
15	Fresnes	94--A.A.S. FRESNES	25.7	31.6	31.3	29.6	118.2
16	Bray	77--Club sportif braytois	25.8	27.5	32.6	30.7	116.6





3.2. Résultats individuels

	Gymnaste	Equipe	Annee					Total
1	DEVLEESSCHAUWER Ines	Lambersart	1997	10.0	11.4	11.3	11.7	44.4
2	MARCHIORI Claire	Rungis	1985	9.6	11.5	11.4	11.2	43.7
	DUBREUCQ Justine	Hénin beaumont	1999	9.8	11.0	11.3	11.6	43.7
	YOUSFI Telly	Hénin beaumont	1998	9.8	11.2	11.4	11.3	43.7
5	BATATA Adeline	Hénin beaumont	1996	9.1	11.5	11.0	11.5	43.1
6	LEFEVRE Aline	Rungis	1980	9.2	11.4	10.9	11.5	43.0
7	THOREL Lou ann	Halluin	1999	9.5	11.4	10.8	11.2	42.9
8	PAILLARD Elysa	St Germain Laval	2001	8.8	11.4	11.1	11.2	42.5
9	BERT Fanny	Les Clayes 2	1992	9.3	11.5	10.5	10.9	42.2
	HALLE Felicie	Fresnoy	2001	9.1	11.1	11.2	10.8	42.2
11	MARTEL Lena	Lambersart	2001	8.4	10.9	11.2	11.6	42.1
	HALLE Celeste	Fresnoy	1998	9.1	11.4	10.8	10.8	42.1
13	BERNARD Ameline	St Germain Laval	1998	9.0	11.3	10.4	11.3	42.0
	BULTEZ Melinda	Montigny en gohelle	2000	9.2	11.1	10.7	11.0	42.0
15	LEFOLL Emeline	Les Clayes 2	1988	9.1	10.7	11.0	11.0	41.8
	WIDHEM Alexandra	Hénin beaumont	1999	8.9	11.4	10.2	11.3	41.8
17	FILLEAU Emeline	Brie comte robert	2001	8.4	11.3	11.2	10.7	41.6
	PLANQUE Lory	Orchies	1996	8.7	11.0	11.0	10.9	41.6
19	MOREL Camille	Lambersart	1996	8.0	11.4	10.6	11.4	41.4
20	BANOS Maeva	Bray	2003	8.6	11.0	10.5	11.2	41.3
21	LEMAHIEU Pauline	Les Clayes 2	1982	9.0	11.2	10.1	10.8	41.1
	GRESSIER Florine	Calais	1992	8.2	11.6	10.3	11.0	41.1

23	RIVIERE Marie	Les Clayes 1	1999	8.2	11.0	10.8	10.8	40.8
	HEDON Romane	Orchies	1996	8.6	11.0	10.8	10.4	40.8
25	RIBEIRO Manon	Bray	1999	8.6	10.9	11.2	10.0	40.7
26	GARNIER Maud	Voisins	1997	8.6	11.4	10.0	10.5	40.5
27	ROYAU Ludyvine	Brie comte robert	1994	8.3	10.3	10.8	11.0	40.4
28	ARMAND Julie	Arpajon	1992	8.9	11.0	11.0	9.4	40.3
	BERNARD Malaurie	St Germain Laval	2000	8.1	10.6	11.1	10.5	40.3
	LEAO Sophie	Voisins	1994	8.8	11.3	9.8	10.4	40.3
	BOULLE Lisa	Fresnes	1996	8.8	10.4	10.5	10.6	40.3
	CHATON Lucie	Fresnoy	1997	8.9	10.2	10.3	10.9	40.3
	THOREL Alix	Halluin	2001	9.0	10.6	10.0	10.7	40.3
34	NOTA Amandine	Brie comte robert	1989	7.5	11.4	10.7	10.5	40.1
	MILLET Romane	Orchies	2003	8.7	11.0	9.8	10.6	40.1
36	ROCCHETTI Jennifer	Rungis	1988	8.5	11.0	10.0	10.4	39.9
	AMARI Emilie	St Germain Laval	1984	8.7	10.5	9.8	10.9	39.9
38	DUPONT Lucie	Montigny en gohelle	2000	7.6	11.1	10.7	10.4	39.8
39	ADRIEN Julie	Les Clayes 1	1995	7.5	10.1	11.2	10.9	39.7
	MERCHEZ Léonie	Arpajon	2004	8.6	11.0	9.1	11.0	39.7
	LEBLANC Lisa	Brie comte robert	1999	8.4	10.9	10.3	10.1	39.7
42	DE TOURRIS Blandine	Voisins	1994	9.4	10.1	10.4	9.7	39.6
	DEBONNE Laurie	Fresnes	1996	8.7	11.1	10.0	9.8	39.6
	LACOUR Orlane	Montigny en gohelle	1998	8.1	10.5	10.1	10.9	39.6
	BENOIT Emilie	Halluin	1994	9.0	10.9	10.1	9.6	39.6
46	DESMARETS Manon	Lambersart	2000	8.6	10.1	9.8	10.8	39.3
47	MICOUREAU Mayline	Arpajon	2000	8.7	11.0	11.0	8.3	39.0
48	DECOUDU Emmy	Calais	2000	8.4	10.2	11.0	9.3	38.9
	CASADEI Melanie	Montigny en gohelle	1995	6.6	11.5	9.8	11.0	38.9
50	NOUVEL Amélie	Les Clayes 2	1995	8.5	10.4	10.8	9.0	38.7
	BEAUMONT Oriane	Orchies	1995	8.4	10.4	9.8	10.1	38.7
52	GONCALVES Laurie	Arpajon	1999	8.2	9.5	10.5	10.3	38.5
53	SEBIRE Laura	Brie comte robert	1998	7.9	10.2	10.2	9.4	37.7
	DEPERSIN Estelle	Fresnes	1995	8.2	10.1	10.2	9.2	37.7
55	GRADELET Emma	Calais	1996	8.2	9.5	9.3	10.6	37.6
56	COQUARD Castille	Les Clayes 1	2000	8.4	10.3	9.4	9.4	37.5
57	WASSELIN Marry	Calais	2001	9.1	5.9	11.1	10.8	36.9
58	CHEANAULT Pauline	Voisins	1996	7.0	9.7	11.2	8.6	36.5
59	LOSSOUARN Lucie	Bray	2004	8.6	5.6	10.9	9.5	34.6
60	MALO Amandine	Les Clayes 1	1998	6.1	9.8	9.6	8.8	34.3
61	DRAME Shaima	Les Clayes 1	2004	7.2	7.5	8.6	10.8	34.1
62	COUVREUR Ines	Halluin	2000	9.8	0.0	11.0	10.6	31.4
63	BALIA Sophia	Montigny en gohelle	1994	7.8	4.0	10.3	9.2	31.3
64	ARMAND Johanne	Les Clayes 2	1991	9.1	0.0	10.7	11.3	31.1
65	LESSAGE Marie	Rungis	1989	8.8	11.1	10.6	0.0	30.5
66	HALLE Constance	Fresnoy	1996	9.1	0.0	10.3	10.1	29.5
67	TRAN My-linh	Fresnes	1995	0.0	8.8	10.6	8.7	28.1
68	WOLLSCHIEDT Manon	Fresnes	1997	0.0	10.1	9.1	7.8	27.0
69	LEROUDIER Virginie	Rungis	1979	0.0	10.9	11.4	0.0	22.3
70	LANSADE Jeanne	Arpajon	2001	8.6	0.0	10.6	0.0	19.2
71	CADET Marine	Voisins	1996	7.8	0.0	0.0	9.1	16.9
72	DAMIENS Julie	Calais	1990	0.0	10.2	0.0	0.0	10.2
73	PODOROJNIY Alexandra	St Germain Laval	1994	0.0	0.0	0.0	0.0	0.0
	DOUILLARD Loiscia	Bray	2001	0.0	0.0	0.0	0.0	0.0
	DELPLACE Camille	Orchies	1994	0.0	0.0	0.0	0.0	0.0
	LINKTEVOET SAMAIN Louise	Lambersart	2001	0.0	0.0	0.0	0.0	0.0
	BARLOY Anais	Fresnoy	1996	0.0	0.0	0.0	0.0	0.0

4. FEMININ NIVEAU5 11-15 ans . SA_DA (individuels)

4.1. Résultats par équipes

	Equipe	Club					Total
1	Vaires	77--Us Vaires	35.4	39.2	39.0	40.4	154.0
2	Provins	77--Les manicous	34.5	39.6	39.7	39.0	152.8
3	Haubourdin	59--Haubourdin gym	33.1	39.9	39.6	39.8	152.4
4	LUC gym	59--Luc gym	32.6	38.4	40.3	40.3	151.6
5	Ris Orangis	91--Union sportive de ris-orangis	34.2	39.2	39.0	38.5	150.9
	Lagny sur marne	77--Elan gymnique de lagny	34.7	38.7	39.2	38.3	150.9
	Dammarie	77--Etoile sportive de dammarie les lys	33.4	38.9	40.2	38.4	150.9
8	USY	78--Union sportive des yvelines	32.1	39.8	40.6	38.2	150.7
9	Amiens	80--Femina Sport Amiens	34.5	37.5	40.4	36.4	148.8
10	Champigny	94--RSCChampigny gym	32.9	36.3	38.6	38.1	145.9
11	Charenton 2	94--Envol Gym	31.7	36.3	37.9	39.5	145.4
12	St Germain Laval	77--GCSGL	33.7	36.9	37.5	37.1	145.2
13	Gargenville	78--Espérance de gargenville	31.0	38.0	37.7	37.7	144.4
14	Ivry sur seine	94--USI Gym	32.1	35.7	38.1	37.4	143.3
15	Orchies	59--La concorde orchies	32.7	37.2	37.5	35.8	143.2
16	Conflans 1	78--PLM C Gym	32.6	36.4	36.2	35.3	140.5

4.2. Résultats individuels

	Gymnaste	Equipe	Annee					Total
1	GRIETTE Laurine	Vaires	2001	10.4	10.0	9.6	10.4	40.4
2	WOLF Rachel	Provins	2002	9.0	10.0	10.0	10.0	39.0
3	AVELANGE Manon	Haubourdin	2004	8.5	10.5	9.6	10.1	38.7
4	MILLET-GRUET Alicia	Champigny	2001	8.4	10.0	10.2	10.0	38.6
5	CLEMENT Appoline	Provins	2001	8.9	9.8	9.9	9.7	38.3
6	GICQUERE Anaëlle	Vaires	2001	8.1	10.0	10.1	10.0	38.2
	BOUDA AMELY	Ris Orangis	2000	8.8	9.7	10.0	9.7	38.2
	FRUIT Louise	Haubourdin	2002	8.1	9.8	10.0	10.3	38.2
9	DECROIX Cléo	LUC gym	2004	8.7	9.5	9.8	10.1	38.1
10	DYMALA MAELYS	Ris Orangis	2003	8.3	9.9	9.8	10.0	38.0
	FOURLEGNIES Marie	LUC gym	2004	7.9	10.0	10.1	10.0	38.0
12	SKOCZEK Solene	Lagny sur marne	2002	8.4	10.1	10.0	9.4	37.9
13	FOUREAU Alyssia	USY	2003	8.1	9.9	10.2	9.6	37.8
	BRIGHENTI Chloe	Ris Orangis	2004	8.6	9.7	9.8	9.7	37.8
	CARCEL Léane	Haubourdin	2003	8.2	9.8	10.1	9.7	37.8
16	WOLF Agathe	Provins	2002	8.6	10.0	9.3	9.7	37.6
	MORCRETTE Margot	Amiens	2002	9.1	9.3	10.4	8.8	37.6
18	BERGAGNA Ornella	Vaires	2002	8.3	9.6	9.4	10.2	37.5
	AUBURSIN Marion	Dammarie	2001	8.3	9.7	10.2	9.3	37.5
20	AUFFROY Célestine	Charenton 2	2001	8.2	9.5	9.7	10.0	37.4
	WOLANSKI Cléa	Haubourdin	2003	8.3	9.8	9.6	9.7	37.4
	GOBY Charlotte	Dammarie	2000	7.8	9.8	10.1	9.7	37.4

23	BAUDET Margot	LUC gym	2003	7.8	9.2	10.1	10.1	37.2
24	LIBERMANN Inès	Lagny sur marne	2003	8.9	9.4	9.6	9.2	37.1
25	FERREIRA Nolween	Conflans 1	2001	8.7	9.6	9.3	9.4	37.0
	GOURGUES Lola	St Germain Laval	2000	8.4	9.1	9.4	10.1	37.0
	SVIRIDOV Nina	Dammarie	2000	7.7	9.6	10.0	9.7	37.0
	BOUCHER Alexia	Amiens	2002	8.3	9.9	10.2	8.6	37.0
29	BENCHETRAT Ambrine	Ris Orangis	2002	8.5	9.9	9.4	9.1	36.9
	GILLOURY Anne	Champigny	2000	8.1	9.3	9.9	9.6	36.9
	FLORCZAK Martina	Ivry sur seine	2003	8.2	9.3	9.8	9.6	36.9
32	BAULARD Sarah	Gargenville	2001	8.0	9.6	9.4	9.8	36.8
	CAPESTAN Marie	Lagny sur marne	2004	8.1	9.8	9.2	9.7	36.8
	OULD DJILALI Inès	LUC gym	2004	8.0	9.1	9.6	10.1	36.8
	LANGUIGNON Elia	Amiens	2000	8.2	9.4	9.9	9.3	36.8
36	MITAINE Victoire	Charenton 2	2001	7.6	9.3	9.8	10.0	36.7
37	BOUVRAIN Eugenie	Provins	2001	8.0	9.5	10.2	8.9	36.6
	NEBIE Anna	Charenton 2	2002	8.3	8.8	9.5	10.0	36.6
	LEPERCK Lucie	LUC gym	2003	8.0	8.5	10.3	9.8	36.6
	LACOMME Solene	Dammarie	2002	8.3	9.8	8.8	9.7	36.6
41	GENTE Anaelle	Ivry sur seine	2003	8.3	9.0	9.5	9.7	36.5
42	BOULANGER Louise	Orchies	2003	8.5	9.4	9.4	9.1	36.4
43	DOLLOIS Gaelle	Vaires	2002	7.2	9.6	9.7	9.8	36.3
	FAIVRE Manon	Gargenville	2001	7.8	9.9	9.5	9.1	36.3
	FRANJAUD Cecile	Dammarie	2002	9.0	8.5	9.6	9.2	36.3
46	VILETTE Solene	Vaires	2001	8.5	9.1	9.3	9.3	36.2
47	CHAUVIN Carla	USY	2002	8.1	10.3	10.2	7.5	36.1
	BLONDEL Tiphaine	Haubourdin	2002	7.8	9.3	9.9	9.1	36.1
49	ROBREAU Lohana	Conflans 1	2000	8.2	9.9	9.2	8.7	36.0
50	VAILLANT Julie	USY	2000	7.7	10.2	8.7	9.3	35.9
51	LE BOMIN Janel	St Germain Laval	2002	8.4	9.6	9.4	8.4	35.8
	BOUVARD Garance	Lagny sur marne	2004	8.6	8.2	9.9	9.1	35.8
	CORMIER Calyssa	Lagny sur marne	2004	8.7	9.4	8.1	9.6	35.8
	LEDAN Sarah	Provins	2002	7.7	8.9	9.6	9.6	35.8
	DANIEL Camille	Amiens	2002	8.1	8.9	9.8	9.0	35.8
56	ENNOYOTIE Linda	Vaires	2001	8.2	8.8	9.6	9.1	35.7
	BIGET Marilou	Orchies	2002	7.4	9.7	9.2	9.4	35.7
58	NIAVET Sarah	USY	2002	8.0	7.8	10.2	9.6	35.6
	NOULEZ Eloise	Orchies	2002	8.2	9.3	9.4	8.7	35.6
	DIEU Oceane	Amiens	2003	8.3	8.1	9.9	9.3	35.6
61	NAULEAU Sara	Champigny	2001	7.9	8.6	9.0	10.0	35.5
62	DOAN Marine	Ivry sur seine	2004	7.4	9.3	9.7	9.0	35.4
63	DUFOUR Pauline	USY	2000	7.9	9.4	9.3	8.7	35.3
	POITOU Cassandra	St Germain Laval	2001	8.4	9.0	8.8	9.1	35.3
	DA SILVA Nikita	Lagny sur marne	2004	8.5	7.5	9.7	9.6	35.3
66	DA COSTA Lea	Amiens	2002	8.8	8.9	9.4	8.0	35.1
67	PELTIER Lucile	Gargenville	2001	7.6	9.4	8.4	9.6	35.0
68	BOROWIEC Lucie	Provins	2000	7.8	9.8	9.2	8.1	34.9
	DESMET Lise	Orchies	2003	8.1	8.8	9.5	8.5	34.9
70	BESOMBES Julie	St Germain Laval	2001	8.5	8.5	9.8	8.0	34.8
71	POITOU Cécilia	St Germain Laval	2003	8.2	8.6	8.9	8.9	34.6
72	ALLIO Coraline	Gargenville	2001	7.1	9.1	9.0	8.9	34.1
	HOUSSIN Eugénie	LUC gym	2003	7.7	9.7	6.8	9.9	34.1
74	NAULET Candice	Ris Orangis	2004	7.9	8.1	9.3	8.7	34.0
	BERNARD Alexia	St Germain Laval	2002	7.2	9.2	8.6	9.0	34.0
76	LHULLIER Emma	Charenton 2	2000	7.6	8.2	8.6	9.5	33.9
	EBANAT INGAUTA Lyse dahlia	Champigny	2002	8.3	8.4	8.7	8.5	33.9
78	YACIA Sarah	Ivry sur seine	2003	7.9	8.0	8.8	9.1	33.8

79	LOLLIEROU Klervi	USY	2002	7.9	5.9	10.0	9.7	33.5
80	EVARD Manon	Ivry sur seine	2002	7.6	7.8	9.1	8.8	33.3
81	BONNIFAY Charlotte	Dammarie	2001	7.6	8.6	9.9	6.9	33.0
82	DABILLY Eleonore	Conflans 1	2000	7.4	9.1	8.4	7.8	32.7
83	BERISCHA Marina	Conflans 1	2001	7.4	7.4	9.0	8.8	32.6
	SAINTINI Sharysse	Champigny	2003	8.1	8.0	8.0	8.5	32.6
85	DA COSTA Amandine	Gargenville	2000	7.6	6.7	9.1	9.1	32.5
86	NORMAND ANAIS	Ris Orangis	2000	7.7	7.5	8.6	8.6	32.4
	DUDOIGNON Zoé	Orchies	2003	7.8	8.6	7.4	8.6	32.4
88	GNAZALE Oceane	Ivry sur seine	2002	7.7	8.1	8.9	7.6	32.3
89	HAZOUME Théophile	Charenton 2	2000	7.1	8.7	8.3	7.8	31.9
	FONTIER Jeanne	Orchies	2003	7.9	8.1	7.9	8.0	31.9
91	KHARAT Guila	Champigny	2002	6.7	7.0	9.5	8.0	31.2
92	LAVIGNE Fay	Conflans 1	2002	7.7	7.8	8.7	6.8	31.0
93	DOS SANTOS SILVA Cassandre	Conflans 1	2000	8.0	6.5	7.7	8.4	30.6
94	GOBIN DEBOUX Jeanne	Charenton 2	2002	7.5	5.9	8.9	8.1	30.4
95	HEOLET Mae	Gargenville	2001	0.0	8.3	9.7	9.2	27.2

5. FEMININ NIVEAU7 11 + . SA_DA (B) (individuels)

5.1. Résultats par équipes

	Equipe	Club					Total
1	Ris Orangis	91--Union sportive de ris-orangis	30.8	34.6	36.9	37.9	140.2
2	Villeneuve sur yonne	89--Elan Gymnique de Villeneuve sur Yonne	33.4	31.8	37.8	36.4	139.4
3	A. Dreux 1	28--Alliance de dreux gymnastique	32.5	33.7	36.2	36.1	138.5
4	Calais 1	62--Etoile de Calais	28.8	32.6	36.2	38.2	135.8
5	Pontoise	95--SPG Pontoise	29.1	31.8	35.4	38.2	134.5
6	Calais 2	62--Etoile de Calais	30.3	32.7	34.9	36.4	134.3
7	Lieusaint 1	77--CERCLE GYMNIQUE LIEUSAINTAIS	31.0	31.0	36.1	33.5	131.6
8	Arras	62--Arras	30.4	31.0	32.8	35.0	129.2
9	Chilly Morangis	91--Cgmc	30.2	30.8	33.8	33.9	128.7
10	Amiens	80--Femina Sport Amiens	29.6	29.2	33.9	34.7	127.4
11	Othis 1	77--Co othis	29.8	28.6	32.8	34.9	126.1
12	Voisins	78--Voisins	0.0	0.0	0.0	0.0	0.0





5.2. Résultats individuels

	Gymnaste	Equipe	Annee					Total
1	GAMEIRO Emma	Ris Orangis	2000	8.5	9.6	9.2	9.1	36.4
2	VILLEMER Alyssia	Villeneuve sur yonne	1998	8.6	8.6	9.4	9.4	36.0
3	TRAVERS MAELLE	Ris Orangis	2002	7.9	7.9	9.6	9.9	35.3
4	RISTITCH Anais	A. Dreux 1	2001	8.1	8.6	9.2	9.3	35.2
	DA CRUZ Fiona	Villeneuve sur yonne	2001	8.8	7.3	9.7	9.4	35.2
6	LOUIS SEBAUT Fiona	A. Dreux 1	2002	8.3	8.3	9.1	9.2	34.9
7	MINEAU Laura	Pontoise	2000	7.6	8.1	9.3	9.7	34.7
8	MALCOUSU Eléa	Lieusaint 1	1999	8.2	8.4	9.4	8.5	34.5
9	LELEVET Jade	Ris Orangis	2001	6.9	8.7	9.2	9.4	34.2
10	CADET Marine	Calais 2	2001	7.5	8.0	9.0	9.6	34.1
	SOULOUMIAC Emma	Calais 2	2002	7.4	8.5	8.7	9.5	34.1
12	JARLOT FANTIN Maelann	A. Dreux 1	2003	7.8	8.5	8.9	8.8	34.0
	MILLIN Pauline	Calais 1	2001	7.8	7.2	9.3	9.7	34.0
14	LUNEAU Elona	Othis 1	2000	7.3	8.6	8.7	9.3	33.9
	GABIN Manon	Villeneuve sur yonne	1994	8.2	8.1	9.4	8.2	33.9
16	YOWN Angéline	Lieusaint 1	2000	7.3	8.5	9.2	8.8	33.8
17	MANTHE Callysta	Ris Orangis	2004	7.4	8.1	8.9	9.3	33.7
	DELABYE Mathilde	Calais 1	1997	7.0	8.1	8.7	9.9	33.7
19	DURINDEL Axelle	Calais 1	2001	6.7	8.8	8.9	9.1	33.5
20	GASPAR Marine	Ris Orangis	2001	7.0	8.2	8.9	9.3	33.4
21	HIRTI Louisa	A. Dreux 1	2003	7.2	8.3	9.0	8.8	33.3
22	DUGARDIN Gaelle	Arras	2001	7.3	8.5	8.8	8.4	33.0
	PIOT Louison	Calais 1	2002	7.0	8.5	9.0	8.5	33.0
24	MARCHAND Théoxane	Pontoise	2002	7.0	8.3	8.5	9.0	32.8
	TRIPARD Clémence	Pontoise	2001	7.8	7.5	7.9	9.6	32.8
26	TRIGO Loane	Villeneuve sur yonne	2003	6.7	7.4	9.2	9.3	32.6
27	DELDREVE Océane	Calais 2	1996	8.0	7.8	8.7	8.0	32.5
	ZULMEA Julianne	Calais 2	2002	6.4	8.3	8.5	9.3	32.5





29	VU Floriane	Pontoise	2001	6.5	7.9	8.7	9.2	32.3
30	GONCALVES Stéphanie	Chilly Morangis	2003	8.0	8.0	7.6	8.6	32.2
31	DO SANTOS Alexia	Pontoise	2002	6.7	6.8	8.9	9.7	32.1
	THOREL Adeline	Amiens	1999	7.5	7.0	8.6	9.0	32.1
33	ROUSIERES Perrine	Villeneuve sur yonne	2000	7.8	6.5	9.3	8.3	31.9
34	FRERE Zoé	Calais 1	2002	7.0	7.0	8.6	9.2	31.8
35	KHNINOUCHE Myriam	A. Dreux 1	2003	8.3	7.7	8.9	6.7	31.6
	VERBECK Lou	Calais 2	2001	7.4	7.9	8.3	8.0	31.6
37	SMARA Sofia	Chilly Morangis	2003	7.7	7.0	8.4	8.4	31.5
38	ISART Mylene	Arras	2001	7.4	7.7	7.3	9.0	31.4
	THIRUNAVAKKARASU Brinthana	Lieusaint 1	2001	7.5	7.4	8.6	7.9	31.4
40	NORMAND Marion	Amiens	2002	6.8	7.0	8.8	8.6	31.2
41	THOREL Lucie	Amiens	2002	7.9	6.7	8.2	8.3	31.1
42	COQUART Margaux	Chilly Morangis	2002	7.3	7.8	8.6	7.3	31.0
	POLI Laureen	Othis 1	2000	7.7	6.9	8.1	8.3	31.0
44	MAILLEFORT Lesly	Lieusaint 1	2000	8.0	6.1	8.9	7.9	30.9
45	BUTEL Clotilde	Arras	2001	6.4	7.8	8.0	8.6	30.8
	COURTIN Pauline	Calais 1	2002	6.5	5.9	9.0	9.4	30.8
	BESNIER Lucie	Villeneuve sur yonne	2000	7.5	7.7	7.9	7.7	30.8
48	KADI Assia	A. Dreux 1	2002	6.2	6.9	8.7	8.8	30.6
49	BRUNET Mahaut	Arras	2001	8.1	6.4	7.8	8.2	30.5
50	ABDELAZIZ Amelle	Chilly Morangis	2002	7.1	6.3	8.2	8.6	30.2
	SAVARY Margaux	Arras	2001	7.6	5.9	8.2	8.5	30.2
	DINOUART Clarisse	Amiens	2001	6.7	6.4	8.3	8.8	30.2
53	SAELENS Alix	Arras	2001	6.8	7.0	7.2	8.9	29.9
	GAWLIK Margaux	Lieusaint 1	2002	7.0	6.7	7.9	8.3	29.9
55	REY Héloïse	Amiens	1998	6.6	7.7	8.1	7.4	29.8
56	WEILSO Louise	Amiens	2002	7.4	7.5	7.8	7.0	29.7
57	MARILLIER Alison	Othis 1	1999	7.7	6.7	8.2	7.0	29.6
58	OLIVEIRA Paloma	Chilly Morangis	2002	7.2	7.2	8.6	6.4	29.4
59	LEFRANC Manon	Othis 1	2002	6.6	6.4	7.4	8.9	29.3
60	BOUZRARA Marion *	Amiens 1 (indiv) (indiv)	2002	6.5	6.4	7.8	8.5	29.2
61	COURCO Aileen	Chilly Morangis	2003	6.1	7.8	6.5	8.3	28.7
	DURIEZ Olivia	Lieusaint 1	2001	7.1	6.6	8.2	6.8	28.7
63	COUTANCIER Agate	Othis 1	2003	7.1	6.0	7.8	7.7	28.6
64	AGUIAR Anna	Othis 1	2001	6.4	4.6	7.8	8.4	27.2
65	CLOUET Justine	Calais 2	2000	0.0	6.2	0.0	0.0	6.2
66	DE BOURAYNE Diane	Voisins	1996	0.0	0.0	0.0	0.0	0.0
	FLOUCAULT Adélaïde	Voisins	1999	0.0	0.0	0.0	0.0	0.0
	JULIEN Léa	Voisins	1998	0.0	0.0	0.0	0.0	0.0
	MALET Jeanne	Voisins	1994	0.0	0.0	0.0	0.0	0.0
	NEDELEC Mégane	Voisins	1995	0.0	0.0	0.0	0.0	0.0
	RAIMBAULT Iman	Voisins	2000	0.0	0.0	0.0	0.0	0.0

6. FEMININ NIVEAU7 11 + . SA_DA (individuels)

6.1. Résultats par équipes

	Equipe	Club					Total
1	Fives	59--St maurice fives	33.3	39.2	34.9	39.2	146.6
2	Bousbecque	59--Bousbecque	34.2	37.5	34.8	37.0	143.5
3	Osny 2	95--Espoirs gymniques d'osny	31.7	38.9	35.0	37.4	143.0
4	Yerres	91--Gym club yerrois	30.6	37.3	36.0	38.2	142.1
5	Cesson	77--Cesson Vert St Denis	31.6	37.2	35.5	37.2	141.5
6	Marcoussis	91--Asm	32.5	35.8	33.2	36.9	138.4
7	Wavrin 1	59--Wavrin	31.5	37.6	33.8	35.1	138.0
8	Jouy le moutier	95--Ocjm	31.9	37.8	34.0	33.2	136.9
9	Carvin	62--Carvin	30.3	36.1	33.8	36.0	136.2
10	Montereau 1	77--Cs montereau	31.0	35.3	33.2	35.8	135.3
11	Gargenville	78--Espérance de gargenville	30.6	32.8	34.1	37.1	134.6
12	Beauchamp	95--Arabesque gymnique Beauchamp	30.6	35.2	33.0	35.2	134.0





6.2. Résultats individuels

	Gymnaste	Equipe	Annee					Total
1	ISINGO Patience	Fives	2002	9.2	9.9	9.1	9.9	38.1
2	BONDRY Lisa	Yerres	2003	8.6	9.5	9.5	9.9	37.5
3	SINSOULIEU Melodie	Fives	1993	9.2	9.7	8.8	9.5	37.2
4	FRAZ Adele	Osny 2	2003	8.1	9.9	9.6	9.5	37.1
5	BOUMAKEL Zohra	Bousbecque	2000	8.6	9.9	9.1	9.3	36.9
6	LANGREAU Cassandre	Osny 2	2002	8.9	10.0	8.3	9.3	36.5
7	MALANDIN Bertille	Cesson	1999	8.4	9.5	9.0	9.5	36.4
8	BENOIT DUPREZ Clémence	Bousbecque	2000	8.7	9.4	9.0	9.2	36.3
9	AGEORGES Soazig	Cesson	2004	7.9	10.0	9.1	9.2	36.2
10	DE WAZIERES Noémie	Wavrin 1	2002	7.7	9.9	9.3	9.2	36.1
11	BOUTHEGOURD Lucile	Jouy le moutier	2004	8.6	9.8	9.0	8.2	35.6
	BAR Zoe	Fives	2003	7.7	9.8	8.4	9.7	35.6
13	REYNAUD Camille	Yerres	2002	6.8	9.8	9.2	9.7	35.5
14	VALLET Charlène	Yerres	2001	8.1	9.7	8.7	8.9	35.4
15	DEMARCK Camille	Bousbecque	2003	8.5	9.0	8.4	9.3	35.2
16	LALOYAUX Lorine	Fives	2001	7.1	9.7	8.6	9.7	35.1
	CAU Agathe	Cesson	1999	7.8	9.4	8.6	9.3	35.1
18	BILLARAND Marie	Marcoussis	2003	8.1	8.8	8.4	9.7	35.0
19	LEFEBVRE Precilia	Marcoussis	2002	8.5	8.5	8.3	9.6	34.9
	LALLEMENT Ambre	Fives	2004	7.1	9.8	8.4	9.6	34.9
	LAMBREIT Coralie	Bousbecque	2003	8.4	9.2	8.1	9.2	34.9
22	FORCINAL Manon	Marcoussis	2002	8.4	9.6	8.0	8.7	34.7
23	PARADE Manon	Osny 2	2003	7.4	9.1	8.5	9.4	34.4
	CALZOLARI Jade	Gargenville	2004	8.4	8.8	8.5	8.7	34.4
	BOUCHER Valentine	Carvin	2003	7.3	9.5	8.6	9.0	34.4
26	YILDIRIM Melisse	Fives	2004	7.2	8.7	8.4	9.9	34.2
27	BOGNANNI Clara	Wavrin 1	2001	7.8	9.2	8.1	9.0	34.1
28	DAWINT Mathilda	Carvin	2004	6.7	9.8	8.6	8.9	34.0

29	MUGULAR Melissa	Montereau 1	2003	7.8	9.1	7.8	9.2	33.9
30	VUITTON Charlotte	Beauchamp	2002	7.8	8.7	8.4	8.9	33.8
	DANGOISSE Lou	Osny 2	2004	7.3	8.9	8.4	9.2	33.8
	DE JESUS Ines	Jouy le moutier	2002	7.5	9.3	8.1	8.9	33.8
	GUINA Laurye	Jouy le moutier	2002	8.1	9.6	8.3	7.8	33.8
	DELAHOUSSE Gabrielle	Bousbecque	1999	8.3	8.4	8.3	8.8	33.8
35	BELLAMY Maeva	Beauchamp	2004	8.0	8.7	8.3	8.7	33.7
	ALCOLEA Justine	Montereau 1	1998	7.5	9.0	8.3	8.9	33.7
	PIKULA Annwenn	Yerres	2002	7.1	8.3	8.6	9.7	33.7
	LAMBIN Elisa	Wavrin 1	2004	8.2	8.9	8.4	8.2	33.7
39	INACIO Lara	Osny 2	2003	6.2	9.7	8.5	9.1	33.5
	DRYSSENS Shauna	Carvin	2002	7.6	8.4	8.8	8.7	33.5
41	MARASLIOGLU Elvan	Beauchamp	2002	8.0	8.3	8.3	8.7	33.3
42	DUBOIS Flavie	Bousbecque	2001	7.9	8.7	7.7	8.9	33.2
43	LABORDE Sarah	Beauchamp	2002	6.5	9.5	8.0	8.9	32.9
	MAILLOT Chloe	Montereau 1	2001	7.0	8.3	8.7	8.9	32.9
	GÉRARD Léa	Gargenville	2003	7.3	8.1	8.4	9.1	32.9
46	BETSCHITCH Mila	Gargenville	2001	7.3	7.4	8.6	9.4	32.7
	FREMIN Pauline	Gargenville	2002	7.6	7.8	8.1	9.2	32.7
	BRASQUIES Elise	Wavrin 1	2003	7.6	9.1	8.0	8.0	32.7
49	HOECKMAN Maude	Gargenville	2002	6.6	8.0	8.6	9.4	32.6
50	MARTINY Alison	Jouy le moutier	2002	7.3	9.0	8.0	8.2	32.5
51	MAHNA Soukayna	Jouy le moutier	2003	7.5	9.1	8.2	7.6	32.4
52	LARAIBI Emma	Jouy le moutier	2001	7.7	8.2	8.5	7.9	32.3
	BLONDEAU Anais	Wavrin 1	2003	7.8	7.9	7.9	8.7	32.3
54	BOURDIM Nayla	Cesson	2003	7.5	7.4	8.1	9.2	32.2
55	BALDO Cassandra	Montereau 1	2001	8.2	8.1	7.0	8.8	32.1
	VIEILLEMARD Angele	Cesson	2004	6.4	7.8	8.8	9.1	32.1
57	VANIER Emy	Montereau 1	2003	7.0	8.7	8.4	7.9	32.0
58	BOURSE Zoe	Marcoussis	2002	7.0	8.9	8.4	7.6	31.9
	CRETEUR Raumane	Carvin	2003	7.2	8.4	7.8	8.5	31.9
60	EL GUEROUANI Ayat	Montereau 1	2003	7.5	8.5	7.6	8.1	31.7
	HUART Anais	Osny 2	2004	5.9	9.3	7.7	8.8	31.7
62	ARNAUD Jeanne	Marcoussis	2002	7.5	7.0	8.1	8.9	31.5
63	DONNADIEU Manon	Beauchamp	2003	6.8	8.3	7.4	8.7	31.2
	BETSCHITCH Léna	Gargenville	2003	6.7	7.9	7.7	8.9	31.2
65	CARRASCO Melanie	Cesson	1999	6.1	8.3	7.7	8.9	31.0
66	BARBIER Lise	Wavrin 1	2001	6.1	9.4	6.8	7.6	29.9
67	DINTERICH Angéline	Beauchamp	2001	6.7	7.4	7.0	8.5	29.6
68	ROMMELARD Marine	Carvin	2004	8.2	0.0	0.0	9.4	17.6

7. FEMININ NIVEAU5 11 + . SA_DA (individuels)

7.1. Résultats par équipes

	Equipe	Club					Total
1	Beauchamp	95--Arabesque gymnique Beauchamp	36.4	39.9	39.2	40.1	155.6
2	Fresnoy 1	2--La fresnoysienne	35.1	40.7	39.0	39.8	154.6
3	Pontoise	95--SPG Pontoise	34.7	38.7	39.9	40.2	153.5
4	Marcoussis	91--Asm	34.7	40.0	38.5	39.0	152.2
	Chilly Morangis 1	91--Cgmc	34.7	39.2	38.8	39.5	152.2
6	Bailleul	59--Avenir de bailleul	34.9	38.9	39.2	39.1	152.1
7	Ecuelles	77--Adsce gym	35.3	40.4	36.9	39.0	151.6
8	LUC gym	59--Luc gym	33.7	40.0	38.4	39.2	151.3
9	Gargenville	78--Espérance de gargenville	34.9	37.8	39.3	39.2	151.2
10	Menucourt	95--Gym menucourtoise	33.5	38.0	38.2	38.7	148.4
11	St Cyr	78--GYMSAINTCYR	32.8	38.3	39.1	37.9	148.1
	Champigny	94--RSCChampigny gym	34.1	39.3	37.3	37.4	148.1
13	Plessis paté	91--EGPP	33.4	34.4	39.8	39.7	147.3
14	Douai	59--Douai	34.9	36.6	36.7	36.0	144.2
15	Vigneux sur seine	91--Espérance de Vigneux	32.7	35.3	36.9	39.2	144.1
16	Montereau	77--Cs montereau	32.8	33.3	37.7	38.3	142.1
17			0.0	0.0	0.0	0.0	0.0
			0.0	0.0	0.0	0.0	0.0
			0.0	0.0	0.0	0.0	0.0
			0.0	0.0	0.0	0.0	0.0

7.2. Résultats individuels

	Gymnaste	Equipe	Annee					Total
1	VAZ Heloise *	Beauchamp 1 (indiv) (indiv)	1997	9.3	10.4	10.6	10.3	40.6
2	AROUNASSALON Magalie	Beauchamp	1981	9.3	10.2	10.1	9.9	39.5
	SKWARA Marine	Beauchamp	1994	8.8	10.4	10.1	10.2	39.5
	HAVARD Emilie	Gargenville	1984	8.8	10.2	10.3	10.2	39.5
5	BERTAUX Melia	Fresnoy 1	1997	8.8	10.2	10.3	9.9	39.2
6	HENRY Marielle	Pontoise	1995	9.1	9.5	10.0	10.5	39.1
7	ZANARDI Margaux	Pontoise	2000	8.3	10.3	10.1	10.1	38.8
	DETTOLLENAERE Léa	Bailleul	2000	8.9	9.8	9.9	10.2	38.8
	1FRANCOIS Maeliss *	CHEVRY IND	1998	9.3	9.8	10.1	9.6	38.8
10	SOLLACARO Lucie	Chilly Morangis 1	1998	8.8	9.9	9.7	10.3	38.7
11	NOWICKI Claire	Chilly Morangis 1	2002	8.6	10.2	9.7	10.1	38.6
	WARGNIER Estelle	LUC gym	2002	9.0	10.1	9.4	10.1	38.6
	SCHMITZ Heloise	Fresnoy 1	2002	8.8	10.4	9.5	9.9	38.6
14	VOISIN Mélanie	Marcoussis	1991	8.8	9.9	9.5	10.2	38.4
15	SONNEFRAUD Chloe	Ecuelles	2002	9.2	10.2	9.2	9.7	38.3
	CHRISTIAENS Célia	Bailleul	2003	8.7	9.7	10.1	9.8	38.3
17	COUSSEVAL Annabelle	Beauchamp	1989	9.0	9.9	9.5	9.8	38.2
	TIGIER Lea	Marcoussis	1998	8.8	10.3	9.5	9.6	38.2
	BOZEC Sarah	Ecuelles	1998	9.2	10.2	9.0	9.8	38.2
20	PEROU Ylona	Ecuelles	2000	8.4	10.3	10.2	8.9	37.8
	PENIN Vanessa	Champigny	1985	8.1	10.5	9.3	9.9	37.8

22	BUREAU Marine	Plessis paté	1992	8.8	9.1	10.0	9.8	37.7
23	VIARD Julie	Marcoussis	2003	8.3	9.9	9.7	9.7	37.6
24	CALLU Caroline	St Cyr	1995	8.2	9.5	10.1	9.7	37.5
	CHEDHOMME Pauline	Gargenville	1994	9.0	8.9	9.8	9.8	37.5
	COUSIN Camille	LUC gym	2001	8.2	10.2	9.6	9.5	37.5
	DROMARD Emeline	Fresnoy 1	2002	8.8	10.4	8.3	10.0	37.5
28	THOMAS Coralie	Beauchamp	1996	9.0	8.7	9.5	10.2	37.4
	PASCAL Coralie	St Cyr	2000	8.3	10.0	9.7	9.4	37.4
	RIBEROLLES Juliette	Chilly Morangis 1	1996	8.6	10.0	9.7	9.1	37.4
	RAULT Maelys	Menucourt	1994	8.7	9.6	9.2	9.9	37.4
32	TAVERNIER Ophely	Fresnoy 1	1996	8.1	9.2	9.9	10.0	37.2
33	DOS SANTOS Roxane	Plessis paté	1991	8.2	9.1	9.8	10.0	37.1
	HOURI Julie	Marcoussis	1999	8.8	9.9	8.9	9.5	37.1
	LE MOAN Marie	Pontoise	2000	8.4	9.8	9.2	9.7	37.1
	PONTIEUX Mylane	Douai	2003	9.0	9.8	9.4	8.9	37.1
37	FREMIN Elodie	Gargenville	1991	8.5	9.1	9.6	9.7	36.9
38	DELAVIER Lou	Bailleul	2002	8.0	9.7	9.6	9.5	36.8
39	CRUBLE Pauline	Menucourt	1999	8.2	9.1	9.8	9.6	36.7
	BOUVART Anne-sophie	Champigny	1993	8.5	9.2	9.3	9.7	36.7
	PENNETIER Julie	Champigny	1987	8.4	10.4	9.1	8.8	36.7
42	N DIAYE Mame binta	Pontoise	1998	8.4	9.1	9.6	9.5	36.6
	ANGOT Anais	Menucourt	1996	7.6	9.0	10.4	9.6	36.6
44	GUYOU Lea	St Cyr	1999	8.2	9.5	9.4	9.4	36.5
	SIMOES Angelina	Gargenville	1996	8.6	9.0	9.6	9.3	36.5
46	DESCHAMPS Elina	Beauchamp	1998	9.1	8.4	9.5	9.4	36.4
	CANDELIER Lucile	Douai	1994	8.6	8.0	9.9	9.9	36.4
48	MAEDER Charlotte	Marcoussis	2003	8.0	9.4	9.8	9.1	36.3
	BANCE Mathilde	Vigneux sur seine	2001	8.1	9.0	9.3	9.9	36.3
	GOUWY Camille	Menucourt	1991	8.0	10.1	8.7	9.5	36.3
	BLEUSE Alice	Fresnoy 1	2000	8.7	9.7	9.3	8.6	36.3
52	SAADI Assia	Plessis paté	2002	8.1	7.9	10.2	10.0	36.2
	SAIZ Elodie	St Cyr	1994	8.1	9.3	9.4	9.4	36.2
	PICHON Adeline	Menucourt	1992	8.6	9.2	8.8	9.6	36.2
	CATHERINE Claire	Champigny	1992	9.0	9.1	9.1	9.0	36.2
	CHRISTIAENS Chloé	Bailleul	1999	7.5	9.7	9.4	9.6	36.2
57	CHARRIER Elodie	Montereau	1988	8.8	7.7	9.4	10.2	36.1
	SAID Melanie	Ecuelles	1994	8.5	9.4	8.3	9.9	36.1
59	DORIO Eva	Plessis paté	1999	8.3	8.0	9.8	9.9	36.0
	PINTO Amelys	Chilly Morangis 1	2000	8.7	8.4	9.7	9.2	36.0
61	LEFORT Marie	Pontoise	1995	8.8	8.3	8.9	9.9	35.9
62	ZO Laëtitia	Vigneux sur seine	1999	7.3	8.9	9.8	9.8	35.8
	MARTINEZ Caroline	Champigny	1992	8.2	9.2	9.6	8.8	35.8
64	DEQUEKER Marie	LUC gym	2002	8.4	9.5	9.6	8.2	35.7
65	PANGHALIS Emilie	Gargenville	1991	8.0	8.9	9.2	9.5	35.6
	DESCHODT Eugénie	LUC gym	2000	8.1	8.9	8.9	9.7	35.6
67	CALLU Sixtine	St Cyr	1999	7.5	8.9	9.9	9.2	35.5
	DOUZI Elodie	Pontoise	1991	7.9	8.9	10.2	8.5	35.5
69	NAUDE Luna	Chilly Morangis 1	1998	8.1	9.1	8.3	9.8	35.3
	MAAZA ELFAHIMI Shaina	Ecuelles	2002	8.4	9.6	7.7	9.6	35.3
71	SPERANZA Claudia	Gargenville	1991	8.3	9.5	9.4	8.0	35.2
72	CARBALLO Lucie	Vigneux sur seine	2001	8.6	8.3	8.1	9.8	34.8
	THAVIOT Manon	Vigneux sur seine	1991	8.1	9.1	7.9	9.7	34.8
74	PERLOT Elsa	Douai	1999	8.4	9.4	8.9	8.0	34.7
75	FARIA Laurie	Montereau	1999	8.2	8.8	9.1	8.4	34.5
76	BODZEN Anaïs	St Cyr	2003	7.7	8.0	9.2	9.1	34.0
	CAPINEL Manon	Menucourt	2000	7.8	8.8	8.3	9.1	34.0

78	AUBRY Anais	Plessis paté	1998	6.5	8.2	9.4	9.8	33.9
	VANHEE Lisa	LUC gym	2001	7.8	7.3	9.3	9.5	33.9
	HOFMAN Ophelie	Douai	1996	7.9	9.4	8.5	8.1	33.9
81	GY Maelys	Chilly Morangis 1	2002	8.6	6.6	9.3	9.3	33.8
82	JOLY BARROIS Amandine	Douai	1999	8.5	7.5	8.3	9.1	33.4
83	GAUDY Manon	Ecuelles	2001	8.1	9.7	8.5	6.7	33.0
84	BRUN Sandra	Montereau	1994	7.5	7.4	9.4	8.4	32.7
85	LANGLET Megan	Vigneux sur seine	1998	7.9	7.0	8.9	8.8	32.6
86	LANGLET Maureen	Vigneux sur seine	1998	6.9	7.6	8.9	8.6	32.0
87	GAUSI Sara	Marcoussis	1999	8.3	4.7	8.3	9.4	30.7
88	CHANSAC Manon	Plessis paté	1998	7.4	5.7	9.6	7.4	30.1
89	TILMAN Kelly	LUC gym	1993	0.0	10.2	9.8	9.9	29.9
90	DE HOND Marine	Montereau	1987	0.0	9.4	9.7	10.4	29.5
91	CARTIER Léonie	Bailleul	1998	9.3	9.5	9.6	0.0	28.4
92	CURVAL Marine	Montereau	1991	8.3	0.0	9.2	9.3	26.8
93	MINIER Klervi	Beauchamp	1998	0.0	9.4	7.6	9.7	26.7
94	BOULANGER Marie	Douai	1997	8.8	0.0	7.8	0.0	16.6
95	LETOURNEAU Rachel	Montereau	1985	0.0	0.0	0.0	0.0	0.0
	LAGOUTTE Melanie	Champigny	1988	0.0	0.0	0.0	0.0	0.0
	BRONNIMAN Valentine	Bailleul	1998	0.0	0.0	0.0	0.0	0.0
	LERICHE Marine	Fresnoy 1	2004	0.0	0.0	0.0	0.0	0.0
	1		0	0.0	0.0	0.0	0.0	0.0
	2		0	0.0	0.0	0.0	0.0	0.0
	3		0	0.0	0.0	0.0	0.0	0.0
	4		0	0.0	0.0	0.0	0.0	0.0
	5		0	0.0	0.0	0.0	0.0	0.0
	6		0	0.0	0.0	0.0	0.0	0.0
	1		0	0.0	0.0	0.0	0.0	0.0
	2		0	0.0	0.0	0.0	0.0	0.0
	3		0	0.0	0.0	0.0	0.0	0.0
	4		0	0.0	0.0	0.0	0.0	0.0
	5		0	0.0	0.0	0.0	0.0	0.0
	6		0	0.0	0.0	0.0	0.0	0.0
	FRANCOIS Maeliss		1998	0.0	0.0	0.0	0.0	0.0
	2		0	0.0	0.0	0.0	0.0	0.0
	3		0	0.0	0.0	0.0	0.0	0.0
	4		0	0.0	0.0	0.0	0.0	0.0
	5		0	0.0	0.0	0.0	0.0	0.0
	6		0	0.0	0.0	0.0	0.0	0.0
	1		0	0.0	0.0	0.0	0.0	0.0
	2		0	0.0	0.0	0.0	0.0	0.0
	3		0	0.0	0.0	0.0	0.0	0.0
	4		0	0.0	0.0	0.0	0.0	0.0
	5		0	0.0	0.0	0.0	0.0	0.0
	6		0	0.0	0.0	0.0	0.0	0.0
	2 *	CHEVRY IND	0	0.0	0.0	0.0	0.0	0.0
	3 *	CHEVRY IND	0	0.0	0.0	0.0	0.0	0.0
	4 *	CHEVRY IND	0	0.0	0.0	0.0	0.0	0.0
	5 *	CHEVRY IND	0	0.0	0.0	0.0	0.0	0.0
	6 *	CHEVRY IND	0	0.0	0.0	0.0	0.0	0.0

8. FEMININ NIVEAU6 11-15 ans . SA_DA (B) (individuels)

8.1. Résultats par équipes

	Equipe	Club					Total
1	Montereau 1	77--Cs montereau	36.4	39.1	39.3	37.5	152.3
2	Halluin	59--Halluin	35.9	39.0	38.3	39.0	152.2
3	Wattrelos 1	59--La patriote de wattrelos	35.5	38.5	39.8	38.3	152.1
4	Douai	59--Douai	34.5	39.4	39.9	38.1	151.9
5	Yerres	91--Gym club yerrois	35.5	36.5	38.6	39.6	150.2
	Wattrelos 2	59--La patriote de wattrelos	35.8	37.1	38.6	38.7	150.2
7	Pontoise	95--SPG Pontoise	35.3	37.6	37.8	38.3	149.0
8	Asnières	92--Asnières Gymnastique	33.4	37.0	38.6	37.9	146.9
9	Chilly Morangis	91--Cgmc	33.7	35.9	39.2	37.7	146.5
10	Gargenville	78--Espérance de gargenville	34.5	34.8	39.0	37.3	145.6
11	Menucourt	95--Gym menucourtoise	33.6	35.5	38.9	36.9	144.9
12	Lagny sur marne	77--Elan gymnique de lagny	34.0	34.9	36.9	36.8	142.6

8.2. Résultats individuels


	Gymnaste	Equipe	Annee					Total
1	LANCEL Lola	Douai	2003	9.1	9.9	10.2	9.9	39.1
2	DELHEM Hortense	Wattrelos 1	2003	9.2	10.1	10.1	9.5	38.9
3	DEPREZ Leane	Halluin	2004	9.1	10.0	9.9	9.8	38.8
4	VAN PRAET Camille	Wattrelos 1	2001	9.5	9.9	9.6	9.6	38.6
	MALLET Loane	Douai	2003	8.8	10.0	10.0	9.8	38.6
6	CHERISTIN Mayleen	Montereau 1	2004	9.3	9.8	10.0	9.3	38.4
7	TEMPREMENT Maeleen	Montereau 1	2004	9.1	10.0	9.9	9.3	38.3
8	MORATILLE Marina	Yerres	2004	8.8	9.4	9.9	10.1	38.2
9	PLACERDAT Maella	Asnières	2002	9.0	9.0	10.3	9.6	37.9
10	CORNEILLAN Auryanne	Montereau 1	2003	9.0	9.7	9.9	9.2	37.8
11	UBICO Vitoria	Yerres	2002	9.0	9.0	10.0	9.7	37.7
	LATOUR Laurie	Halluin	2000	8.7	9.8	9.4	9.8	37.7
13	KRAWIEC Manon	Pontoise	2002	8.7	10.0	9.5	9.4	37.6
14	TACK Laureen	Wattrelos 1	2001	8.1	9.7	10.0	9.7	37.5
	LACROIX Maelia	Wattrelos 2	2004	8.9	9.3	9.6	9.7	37.5
16	DEKEERLE Marte	Halluin	2004	8.8	9.5	9.5	9.6	37.4
17	KRZYZANIAK Léa	Wattrelos 2	2003	9.0	9.6	9.3	9.3	37.2
18	RODRIGUEZ CHEF Maya	Pontoise	2001	8.2	9.2	9.5	10.0	36.9
	CANCES Alice	Chilly Morangis	2004	8.9	9.0	9.7	9.3	36.9
	DASILVA Léa bolengwa	Chilly Morangis	2004	8.4	8.8	10.1	9.6	36.9
	CATTEAU Marine	Halluin	2004	8.8	9.4	9.5	9.2	36.9
22	CHIGNARDET Oriana	Asnières	2004	7.9	9.4	9.9	9.6	36.8
	DETREZ Julie	Douai	2001	8.7	9.2	9.7	9.2	36.8
	DELONVILLE Lea	Halluin	2003	9.2	9.7	8.1	9.8	36.8
25	KHATI Anaïs	Chilly Morangis	2002	8.6	9.1	9.7	9.2	36.6
	DEPERSIN Marion	Douai	2002	7.9	9.7	9.8	9.2	36.6
27	DOUGHERTY Kathleen	Yerres	2004	8.8	8.5	9.5	9.7	36.5
	MELET Mélodie	Asnières	2004	8.2	9.4	9.4	9.5	36.5

	BEBIN Karelle	Wattrelos 2	2003	9.1	8.9	9.3	9.2	36.5
	KELLENER Célia	Wattrelos 2	2004	8.8	8.9	9.0	9.8	36.5
	DE SOUSA MONTEIRO Sophie	Douai	2001	7.8	9.8	9.9	9.0	36.5
32	DERLY Alicia	Gargenville	2002	8.7	8.8	9.8	9.1	36.4
33	LEDOUX Oriane	Pontoise	2003	9.0	9.3	8.8	9.0	36.1
	MACHARD Loane	Chilly Morangis	2002	7.8	9.0	9.7	9.6	36.1
	SCOPELLITI Eva	Wattrelos 1	2001	8.6	8.3	9.7	9.5	36.1
36	SAMBA FOUANI Rômane	Yerres	2004	8.8	9.2	8.0	10.0	36.0
	OLENINE Lucille	Gargenville	2003	8.6	8.3	9.8	9.3	36.0
	TERMOUL Célia	Wattrelos 2	2002	7.5	9.3	9.7	9.5	36.0
39	BRUGEL Marie	Montereau 1	2001	7.3	9.6	9.5	9.5	35.9
	MOREAU Solène	Pontoise	2002	8.3	9.1	9.0	9.5	35.9
	DUPONT Alexandra	Gargenville	2003	8.4	8.6	9.6	9.3	35.9
	DESRUES Louison	Lagny sur marne	2003	8.4	8.7	9.4	9.4	35.9
	FASSARD Zoelie	Douai	2002	7.9	9.2	9.7	9.1	35.9
44	AIT-KACI Claire	Gargenville	2003	8.1	8.7	9.8	9.2	35.8
	LOUISON Aurélie	Gargenville	2004	8.8	8.7	9.2	9.1	35.8
46	HENRY Maëlys	Yerres	2003	8.9	8.9	9.2	8.6	35.6
47	GATIBELZA Lisa	Yerres	2003	8.1	8.5	9.1	9.8	35.5
	RAMECOURT Lisa	Menucourt	2003	8.5	7.7	9.8	9.5	35.5
49	PRATER Samantha	Pontoise	2003	8.8	7.7	9.5	9.2	35.2
	DAVENNE Clara	Lagny sur marne	2004	7.9	8.9	9.4	9.0	35.2
51	FERRAND Flavie	Menucourt	2003	8.9	8.6	9.9	7.7	35.1
	BEBIN Cléa	Wattrelos 1	2001	8.2	8.8	8.8	9.3	35.1
53	FAUS Mathilde	Montereau 1	2003	8.6	8.2	9.4	8.8	35.0
	NITHART Juliette	Menucourt	2000	7.7	9.0	9.3	9.0	35.0
55	DUSSER Celia	Asnières	2000	7.7	9.2	9.0	8.9	34.8
56	FRANCOIS Marie	Montereau 1	2002	9.0	7.8	8.5	9.4	34.7
	TABELA Marie	Lagny sur marne	2002	8.5	8.9	8.4	8.9	34.7
	GHEQUIERE Coraline	Wattrelos 2	2003	8.2	6.8	10.0	9.7	34.7
59	BAUDOIN Bertille	Lagny sur marne	2003	8.0	8.4	9.4	8.7	34.5
60	DONNADILLE Eva	Lagny sur marne	2002	8.8	7.7	8.6	9.3	34.4
	CARPENTIER Noémie	Wattrelos 1	2000	8.0	7.3	10.0	9.1	34.4
62	ABDERREHIM Narimen	Asnières	2002	8.3	7.8	8.9	9.2	34.2
	BAUDOIN Violette	Lagny sur marne	2000	8.3	8.1	8.7	9.1	34.2
64	GARCIA Romane	Gargenville	2003	7.4	7.7	9.4	9.5	34.0
	BOCAGE Norina	Menucourt	2000	8.0	9.0	9.8	7.2	34.0
66	JAUME Prescillia	Menucourt	2001	7.5	8.9	8.1	9.2	33.7
67	NIEL Emma	Asnières	2002	7.5	8.9	8.0	9.2	33.6
68	VASSENET Margaux	Pontoise	2003	8.8	5.8	9.3	9.4	33.3
69	DESOR Mathilde	Menucourt	2003	8.2	4.2	9.4	9.2	31.0
70	LECOMPTE Pauline	Chilly Morangis	2002	0.0	0.0	0.0	0.0	0.0

Résultats de la compétition
Demi-finales nationales G1 UFOLEP
Vaires sur Marne
21 et 22 mai 2016

1. FEMININ NIVEAU6 11 + . SA_DA (individuels)

1.1. Résultats par équipes

	Equipe	Club					Total
1	Fives	59--St maurice fives	32.1	37.9	40.1	39.4	149.5
2	Asnières	92--Asnières Gymnastique	31.2	39.4	39.4	38.9	148.9
3	Lambersart	59--SMG Lambersart	30.9	39.2	38.8	39.4	148.3
4	Osny	95--Espoirs gymniques d'osny	32.2	37.9	39.7	38.0	147.8
5	Calais	62--Etoile de Calais	32.9	37.4	38.5	38.5	147.3
6	Arpajon	91--Esr arpajon	32.0	35.8	38.6	39.0	145.4
7	Othis	77--Co othis	31.7	34.5	39.1	39.0	144.3
8	Provins	77--Les manicous	31.0	35.8	37.5	37.4	141.7
9	Gargenville	78--Espérance de gargenville	30.7	34.8	37.9	38.1	141.5
10	Yerres	91--Gym club yerrois	29.6	37.1	37.6	37.0	141.3
11	Orchies	59--La concorde orchies	31.4	33.2	37.9	38.0	140.5
12	Bouffemont 2	95--CLUB DE GYMNASTIQUE EVOLUTION	29.1	35.1	38.5	37.7	140.4
13	Cerny	91--Gymnastique sportive de cerny	31.1	34.8	36.5	36.5	138.9
14	Montereau	77--Cs montereau	30.6	35.2	36.6	36.4	138.8
15	Fontenay	78--ASFF Gymnastique Fontenay le Fleury	29.0	34.6	36.0	37.8	137.4
16	Bouffemont 1	95--CLUB DE GYMNASTIQUE EVOLUTION	27.9	34.5	36.2	36.0	134.6
17	Crépy	60--Espoir Gymnique du Valois EGV	31.3	31.6	34.2	36.4	133.5
18	Mouvoux 2	59--Association Sportive Mouvalloise	30.5	31.6	34.0	36.9	133.0

1.2. Résultats individuels





	Gymnaste	Equipe	Annee					Total
1	BAYART Lucy	Calais	2001	9.0	9.6	9.8	9.9	38.3
2	DERAIN HEROT Amandine	Lambersart	1987	8.3	10.1	9.6	10.0	38.0
3	RAMOND Léna	Arpajon	2003	8.9	9.0	9.9	10.0	37.8
4	RIBOT Marie aline	Gargenville	1997	8.9	9.2	9.7	9.7	37.5
	BIASLI Nadia	Asnières	1985	7.7	10.1	10.0	9.7	37.5
	SINSOULIEU Tyffen	Fives	1998	8.1	9.5	10.0	9.9	37.5
7	POESMANN Amelie	Asnières	1999	7.8	9.9	9.7	10.0	37.4
8	BAILLEUX Emily	Fives	1998	7.8	9.4	10.0	10.0	37.2
9	BARBIEUX Amandine	Fives	1995	8.4	9.4	9.4	9.9	37.1
10	SINSOULIEU Dorine	Fives	1995	7.8	9.6	10.1	9.5	37.0
11	ALELMAND Maureen	Osny	1996	7.9	9.6	9.9	9.5	36.9
	D'HAUSSY Isabelle	Asnières	1973	8.1	9.9	9.8	9.1	36.9
13	NICOLAI Mathilde	Asnières	1988	7.6	9.5	9.9	9.8	36.8
14	DUPAY Anne france	Montereau	1975	7.8	10.0	9.6	9.3	36.7
	DA SILVA Mathilde	Osny	1999	8.4	9.1	9.6	9.6	36.7
	HERMENT Mélody	Calais	1990	8.4	9.3	9.5	9.5	36.7
17	USUBELLI Elina	Othis	2004	8.3	8.4	10.0	9.9	36.6
18	VANDERCOILLE Marie	Orchies	1998	7.9	9.4	9.6	9.6	36.5
19	FRESQUET Mathilde	Osny	2002	7.8	9.3	10.0	9.3	36.4
20	AUPIC Déborah	Othis	2000	8.2	8.7	9.4	9.9	36.2
21	MARION Nelly	Osny	1996	7.8	9.7	9.6	9.0	36.1
	VERGEOT Justine	Provins	2001	8.6	8.8	9.3	9.4	36.1

23	DESCAMPS Lyna	Provins	2002	7.5	9.4	9.8	9.3	36.0
	CAUDRON Heloise	Lambersart	2004	7.6	8.9	9.6	9.9	36.0
25	RUHANT Anais	Fives	1993	7.4	8.9	10.0	9.6	35.9
	JACQUINOT Maeva	Fontenay	2003	8.0	9.1	8.9	9.9	35.9
27	APOSTOLIDIS Johanna	Arpajon	2001	7.8	9.0	9.3	9.6	35.7
	DEMET Salome	Arpajon	2002	7.8	8.5	9.7	9.7	35.7
	MARCOT Anna	Arpajon	2001	7.4	9.1	9.5	9.7	35.7
	HENNION Amelie	Lambersart	2002	7.6	9.0	9.7	9.4	35.7
31	WOILLEZ Emmanuelle	Lambersart	2001	7.4	9.2	9.4	9.6	35.6
32	COUPET Melissa	Fives	1996	6.9	9.4	9.8	9.3	35.4
	LEFEBVRE Lorine	Orchies	2001	8.1	8.2	9.6	9.5	35.4
34	CHEVALIER Laurie	Bouffemont 2	1995	6.7	9.3	9.9	9.4	35.3
35	ZANONI HAZARD Lauréline	Osny	1999	8.1	7.6	9.9	9.6	35.2
	GAUDRY Léa	Othis	2001	7.1	8.7	9.9	9.5	35.2
	LAURENT Emmanuelle	Calais	1998	6.7	9.3	9.6	9.6	35.2
38	CLEMANDOT Marie- astrid	Yerres	1992	7.3	9.2	9.2	9.4	35.1
	LECLERCQ Lisa	Calais	1998	7.7	8.6	9.6	9.2	35.1
40	MAROTTE Ambre	Cerny	2004	7.8	8.8	9.1	9.3	35.0
	JACQUEMIN Pauline	Osny	1996	6.5	9.3	9.9	9.3	35.0
	MARTINEZ Caroline	Provins	2002	7.3	8.6	9.6	9.5	35.0
	DUFOSSE Sabrina	Calais	1982	7.8	8.4	9.3	9.5	35.0
44	BORDE Estelle	Yerres	1994	8.1	9.5	9.4	7.9	34.9
	RICQ Daphnée	Yerres	2001	7.3	9.5	9.3	8.8	34.9
	MECILI Norma jean	Othis	1996	7.6	8.1	9.8	9.4	34.9
47	LEMOY Emma	Othis	2002	7.6	8.7	9.3	9.2	34.8
48	QUEMENER Laurine	Gargenville	2002	7.3	9.0	9.0	9.4	34.7
49	PERCHEY Juliet	Cerny	2003	7.6	9.1	8.6	9.3	34.6
	LELLIS Jade	Asnières	1999	7.3	8.7	9.2	9.4	34.6
51	MOIREAU Louanne	Cerny	2001	7.6	8.6	9.6	8.7	34.5
	REPOLE Rachel	Gargenville	1996	7.8	7.5	9.6	9.6	34.5
53	COSTA Maeva	Gargenville	2002	6.4	9.1	9.5	9.3	34.3
	VERDIERE Noémie	Orchies	2001	7.7	7.1	9.7	9.8	34.3
	ROUDAUT Nolwenn	Bouffemont 2	1998	7.7	7.5	9.7	9.4	34.3
56	RIVIERE Emelyne	Montereau	1995	6.7	9.1	9.2	9.2	34.2
	SABATTIER Mathilde	Yerres	1999	6.9	7.8	9.7	9.8	34.2
	LEAO Camille	Bouffemont 1	2000	7.1	8.7	9.2	9.2	34.2
59	AUPERIN Julie	Arpajon	2002	7.5	8.2	9.5	8.9	34.1
60	FLAN Amelie	Lambersart	2000	6.7	9.7	9.3	8.3	34.0
	BORDAIS Lucie	Bouffemont 2	1998	7.1	7.7	9.5	9.7	34.0
	CESCHI Cassandra	Bouffemont 2	1995	7.0	8.6	9.4	9.0	34.0
63	SIMON Dorine	Provins	2002	7.0	8.9	8.8	9.2	33.9
64	TAVERNIER Laury	Mouvoux 2	2001	8.0	9.2	7.3	9.3	33.8
	BESSO Stacy	Bouffemont 1	2002	7.3	8.3	9.2	9.0	33.8
66	HARDY Gabrielle	Fontenay	2000	7.4	8.0	9.2	9.1	33.7
	HOTOT Lea	Crépy	1999	7.7	8.5	8.4	9.1	33.7
	RAZAFIMANDRANTO Lise	Bouffemont 2	1998	7.3	9.5	7.7	9.2	33.7
69	DEBUT MéliSSa	Orchies	2001	7.7	8.5	9.0	8.4	33.6
	BOUCHETEIL Manon	Fontenay	1999	6.6	8.4	9.5	9.1	33.6
71	MHIRI Mariam	Fontenay	2000	7.0	9.1	7.9	9.5	33.5
72	BOGAERT Karla	Yerres	2002	6.7	8.9	8.8	9.0	33.4
73	DROUET Lia	Cerny	2003	8.1	7.2	9.2	8.8	33.3
74	SERRE Berthille	Montereau	2002	6.9	8.8	8.5	8.8	33.0
75	CALOONE Shérilyn	Mouvoux 2	1999	7.4	8.7	7.7	9.0	32.8
76	GOUT Manon	Othis	1997	6.6	7.1	9.3	9.7	32.7
	GORIOT Aureore	Bouffemont 1	2000	6.6	8.2	9.1	8.8	32.7




78	DEWET Mélanie	Calais	1987	7.7	9.2	6.9	8.8	32.6
79	BIABATANTOU Divine	Montereau	2001	8.6	6.6	8.6	8.7	32.5
80	DEVIIENNE Melanie	Cerny	2001	7.2	8.3	7.7	9.1	32.3
	VERMILLARD Loane	Bouffemont 1	2002	6.9	7.7	8.7	9.0	32.3
82	POUZET Amélie	Fontenay	1997	6.6	7.9	8.4	9.3	32.2
83	RAJCA Clémence	Provins	2001	7.6	8.7	7.2	8.6	32.1
	JEANNE Célia	Crépy	1999	7.4	7.4	9.2	8.1	32.1
85	TRAORE Jade	Asnières	1999	7.6	6.4	9.4	8.6	32.0
	POITTEVIN Maureen	Crépy	2003	7.7	6.5	8.5	9.3	32.0
	OUADFEL Lyllia	Crépy	2003	8.3	7.0	8.1	8.6	32.0
88	CALOONE Laurilyn	Mouvoux 2	2002	7.2	7.5	9.1	8.1	31.9
89	GERMAIN Oceane	Montereau	2001	7.3	6.2	9.0	9.1	31.6
	MADRELLE Maurine	Gargenville	2001	6.7	7.1	8.4	9.4	31.6
91	PEREZ Chloe	Cerny	2002	7.5	8.1	8.2	7.7	31.5
	DA SILVA Lisa	Crépy	2002	7.6	8.5	7.6	7.8	31.5
93	AUBERT Marie	Orchies	1999	6.3	7.1	9.0	8.9	31.3
94	VETTERHOEFFER Elisa	Mouvoux 2	1999	7.0	6.2	8.6	9.4	31.2
95	FONTAINE Anais	Mouvoux 2	2002	7.7	6.2	8.0	9.2	31.1
96	DOS SANTOS PIRES Emma	Provins	2001	6.3	7.8	8.0	8.8	30.9
97	TOSSOU Laura	Bouffemont 1	1999	6.2	9.1	7.5	7.6	30.4
98	PELTIER Lisa	Gargenville	1998	6.4	6.3	9.1	8.4	30.2
99	DERAIN Tiffany	Lambersart	1983	0.0	10.2	9.9	9.9	30.0
100	PUCHOIS Lucie	Orchies	2002	6.9	7.0	6.9	9.1	29.9
101	CARDOEN Solène	Mouvoux 2	1999	7.4	5.9	8.3	7.9	29.5
102	LEAO Marine	Bouffemont 1	1997	6.0	8.4	8.3	5.5	28.2
103	PIAUD Margaux	Arpajon	1999	0.0	8.7	9.5	9.6	27.8
104	BOUDET Camille	Montereau	2001	0.0	7.3	8.8	8.3	24.4
105	WIARD Tiffany	Crépy	2001	0.0	7.2	6.7	9.4	23.3
106	PERRUCHET Céline	Yerres	1991	0.0	0.0	0.0	0.0	0.0
	ALIOUANE Katia	Fontenay	2002	0.0	0.0	0.0	0.0	0.0

2. FEMININ NIVEAU4 11-15 ans . SA_DA (individuels)

2.1. Résultats par équipes

	Equipe	Club					Total
1	Haubourdin	59--Haubourdin gym	29.7	34.3	32.5	31.5	128.0
2	Conflans	78--PLM C Gym	25.0	33.8	33.1	33.4	125.3
3	Brie comte robert	77--Scbgym	26.9	33.1	33.4	31.8	125.2
4	Rungis	94--Rungis	27.3	32.2	32.5	33.0	125.0
5	Les Clayes 2	78--Usmclayes sous bois gymnastique artistique	27.4	32.9	31.5	32.7	124.5
6	Lambersart	59--SMG Lambersart	25.6	32.3	32.7	33.4	124.0
7	Yerres	91--Gym club yerrois	24.9	33.2	32.7	32.1	122.9
8	Plaisir	78--Etoile gymnique plaisiroise	27.2	31.5	31.0	32.5	122.2
9	Voisins	78--Voisins	26.8	31.2	31.3	32.3	121.6
10	Chatou	78--Chatou DynaGym	26.7	30.7	31.7	32.0	121.1
11	Montereau	77--Cs montereau	25.8	31.7	31.4	31.2	120.1
12	Les Clayes 1	78--Usmclayes sous bois gymnastique artistique	25.5	32.7	29.4	31.4	119.0





2.2. Résultats individuels

	Gymnaste	Equipe	Annee					Total
1	DEFAUX Maélys	Haubourdin	2003	10.4	11.6	11.2	10.3	43.5
2	MOUKHLISSE Sana	Les Clayes 2	2004	10.4	10.1	10.8	11.3	42.6
	INACIO Elia	Rungis	2002	9.1	10.8	11.4	11.3	42.6
4	ROUX Lucie	Conflans	2002	8.8	11.4	10.9	11.3	42.4
5	BAHON Leonie	Rungis	2002	9.0	11.2	11.0	11.1	42.3
6	POMMERELL Kiara	Brie comte robert	2001	9.2	11.3	11.4	10.0	41.9
7	LISSY Floriane	Haubourdin	2003	9.3	11.4	10.5	10.6	41.8
8	PENSO Kelly	Plaisir	2001	9.2	10.5	11.0	11.0	41.7
9	BUISINE Clémence	Haubourdin	2003	9.2	11.1	10.8	10.3	41.4
10	SMADJA Shirley	Conflans	2001	8.1	11.4	10.7	11.1	41.3
	SADAT Manon	Yerres	2002	8.0	11.4	11.2	10.7	41.3
	MENU Faustine	Haubourdin	2003	10.0	11.3	9.8	10.2	41.3
13	HILLAIRET Clemence	Lambersart	2004	8.8	10.4	10.9	11.0	41.1
14	FELICIO Nève	Brie comte robert	2001	8.1	11.1	11.1	10.7	41.0
	ANDRE Julie	Voisins	2003	9.0	10.3	10.8	10.9	41.0
	SABRE Maelle	Lambersart	2001	8.2	11.2	10.6	11.0	41.0
	PIERRE Salome	Chatou	2001	9.3	11.0	10.4	10.3	41.0
18	LEPROUX Marine	Brie comte robert	2001	9.3	10.1	10.9	10.6	40.9
19	ROVEYAZ Clemence	Montereau	2000	8.8	10.5	10.9	10.5	40.7
20	CERCUS Lison	Lambersart	2000	8.4	10.7	10.4	11.1	40.6
21	SOUCHET NEUMAN Morgane	Les Clayes 2	2002	8.4	11.2	10.3	10.6	40.5
	DA SILVA Lola	Yerres	2001	8.6	11.1	10.7	10.1	40.5
	BOILEAU Noemie	Lambersart	2003	8.4	10.2	10.6	11.3	40.5
24	PLANQUE Maud	Voisins	2002	8.8	10.5	10.2	10.8	40.3
25	VIOLAS Marie	Rungis	2003	9.2	10.2	10.1	10.6	40.1
	HERTIG Lucie	Brie comte robert	2000	8.4	10.7	10.5	10.5	40.1
27	HERARD Cyrielle	Les Clayes 2	2002	8.6	10.9	9.7	10.7	39.9





28	BIGOT Claire	Chatou	2000	8.9	9.9	10.0	11.0	39.8
29	CHABOT Celiane	Conflans	2002	8.1	9.6	11.0	11.0	39.7
30	HARDY Tiphaine	Les Clayes 1	2003	8.5	10.8	9.8	10.5	39.6
	PONE Candice	Yerres	2001	8.0	10.7	10.0	10.9	39.6
32	VERGNAUD Clara	Yerres	2000	8.3	9.9	10.8	10.5	39.5
33	JARRIER STETTIN Julie	Les Clayes 2	2000	7.8	10.8	10.1	10.7	39.4
	CHEURFA Alma	Conflans	2004	8.1	9.1	11.2	11.0	39.4
35	ROSSIN Juliette	Montereau	2002	8.5	10.7	10.1	10.0	39.3
	CARRERE Maelle	Voisins	2002	9.0	10.4	9.7	10.2	39.3
37	SAUTET Diane	Plaisir	2001	8.3	11.2	9.7	10.0	39.2
	FAUS Emma	Montereau	2000	8.5	10.3	10.3	10.1	39.2
39	ABDOUL MELLECK Maylis	Les Clayes 1	2002	9.2	10.2	9.7	9.9	39.0
	LEGO Laura	Les Clayes 1	2002	7.8	10.8	9.9	10.5	39.0
	LAPOSI Ambre	Plaisir	2001	8.5	9.6	10.3	10.6	39.0
42	KHAMMAME Manon	Plaisir	2002	9.5	9.8	8.6	10.9	38.8
	HERBAULT Emilie	Voisins	2003	8.2	9.7	10.3	10.6	38.8
44	FERREZ Mia	Conflans	2002	6.9	11.0	10.3	10.5	38.7
	BOILEAU Doriane *	Fresnes 1 (indiv) (indiv)	2002	8.3	11.2	10.5	8.7	38.7
46	SCATTOLINI Thea	Montereau	2000	7.4	10.5	9.8	10.6	38.3
	REFF Clara	Haubourdin	2002	7.6	10.5	9.6	10.6	38.3
	PRAUD Nina	Lambersart	2002	7.7	9.2	11.2	10.2	38.3
	VANDERME Anna	Chatou	2001	8.5	9.8	10.0	10.0	38.3
50	LEROUX Jeanne	Les Clayes 2	2002	7.4	9.9	10.4	10.3	38.0
51	PERHIRIN Manon	Chatou	2000	7.5	8.7	11.1	10.4	37.7
52	DRISSI Dounia	Montereau	2004	8.2	10.0	10.2	8.9	37.3
53	DE SAINT CHARTRIER Manon	Brie comte robert	2000	7.5	6.7	9.1	9.7	33.0
54	VERO Margaux	Les Clayes 1	2002	0.0	11.1	9.5	10.4	31.0
55	VIANLIERDE Mathilde	Chatou	2000	7.7	1.3	10.2	10.6	29.8
56	VIOLAS Ananelle	Rungis	2001	6.7	4.3	8.3	9.4	28.7
57	BUSSEROLLE Soline	Les Clayes 1	2002	0.0	0.0	0.0	0.0	0.0

3. FEMININ NIVEAU2 11-16 ans . SA_DA (individuels)

3.1. Résultats par équipes

	Equipe	Club					Total
1	Brie comte robert	77--Scbgym	29.7	30.8	32.1	34.6	127.2
2	Haubourdin	59--Haubourdin gym	27.9	29.5	28.4	33.5	119.3
3	Faches	59--Faches thumesnil	27.6	28.7	30.3	32.0	118.6

3.2. Résultats individuels

	Gymnaste	Equipe	Annee					Total
1	KAPKPO Marine	Brie comte robert	2001	11.2	10.4	9.4	12.1	43.1
2	IMTIAZ Fatima *	Draveil 1 (indiv) (indiv)	1999	9.6	11.0	11.3	11.0	42.9
3	BEHAGUE Margot	Faches	1999	9.6	11.1	10.2	11.3	42.2
4	DE SAINT CHARTRIER Laura	Brie comte robert	2000	9.4	10.3	10.8	11.5	42.0
5	LERUS Léanna	Brie comte robert	2002	9.1	10.1	10.9	10.7	40.8
	HUGOO Justine	Haubourdin	2001	10.0	9.4	10.1	11.3	40.8
7	POUY Maylis	Brie comte robert	2002	9.0	9.3	10.4	11.0	39.7
	LISSY Maureen	Haubourdin	2001	8.8	9.7	10.2	11.0	39.7
9	HECQUET Ingrid	Haubourdin	2001	9.1	10.4	8.1	11.2	38.8
10	GIANFERMI Elisa *	Draveil 1 (indiv) (indiv)	2001	8.8	10.7	9.6	9.3	38.4
11	DELEBARRE Capucine	Faches	1999	9.1	9.4	9.4	10.0	37.9
12	NOWAK Clara	Faches	1999	8.9	8.0	10.4	10.2	37.5
13	MERDJI Anissa	Faches	2000	8.9	8.2	9.7	8.6	35.4
14	REBIER Aurore	Faches	2000	8.5	7.5	0.0	10.5	26.5
15	GOSSE Fanny	Brie comte robert	2001	0.0	0.0	0.0	0.0	0.0

4. MASCULIN NIVEAU4 11 + . SA_DA (individuels)

4.1. Résultats par équipes

	Equipe	Club								Total
1	Wattrelos	59--La patriote de wattrelos	32.9	31.9	32.9	29.4	33.4	32.5	193.0	
2	Orsay	91--Caorsay	32.7	33.4	32.7	28.3	34.1	29.3	190.5	
3	Beauchamp	95--Arabesque gymnique Beauchamp	31.5	31.6	33.7	28.0	33.8	30.8	189.4	
4	Andrésy 1	78--Andrésy	32.8	33.3	31.7	29.0	33.9	28.4	189.1	
	Font n Gym	59--Font'n Gym	33.7	29.8	33.6	29.2	34.2	28.6	189.1	
6	Andrésy 2	78--Andrésy	30.4	30.9	30.7	27.4	33.5	28.2	181.1	
7	Rungis	94--Rungis	31.9	31.4	30.3	26.7	32.2	26.4	178.9	
8	Bray	77--Club sportif braytois	32.8	26.8	30.8	27.4	32.1	23.6	173.5	







4.2. Résultats individuels

	Gymnaste	Equipe	Année							Total
1	VASSE LUDWIG *	Douai 1 (indiv) (indiv)	1996	11.5	11.5	11.2	11.3	11.6	11.0	68.1
2	CREBASSA Christophe	Font n Gym	1975	11.5	11.5	11.5	10.3	11.5	11.2	67.5
3	MICHAUD Nicolas	Andrésy 1	1996	11.1	11.3	11.2	10.3	11.7	10.4	66.0
4	ROLAND Gregory	Wattrelos	1994	10.8	11.4	11.4	9.2	11.6	11.0	65.4
5	RUELLE Nicolas	Font n Gym	1990	11.3	10.6	11.1	9.7	11.4	10.7	64.8
6	COSSONNET Rémi	Beauchamp	1988	10.7	10.9	11.4	9.5	11.5	10.3	64.3
7	VIEILLE Antoine	Beauchamp	1995	10.5	10.4	11.2	9.6	11.5	11.0	64.2
8	DUPRET Charles	Orsay	1998	10.9	11.0	11.0	9.2	11.5	10.2	63.8
9	VAN PRAET Bryan	Wattrelos	1996	10.8	9.4	10.9	10.2	11.4	10.7	63.4
10	BORIOS Guilhem	Orsay	1998	10.8	11.3	10.8	10.0	10.7	8.5	62.1
11	COLLIGNON Martin	Orsay	2000	10.8	11.1	10.8	8.4	11.3	9.3	61.7
	BOUNOUA Said-zakarian	Wattrelos	1999	11.3	9.6	10.6	9.0	10.4	10.8	61.7
13	COLLIGNON Thomas	Orsay	2000	11.0	9.7	10.9	9.1	11.1	9.8	61.6
	PELTRE Antoine	Andrésy 1	1996	11.2	11.0	9.5	9.7	11.0	9.2	61.6
15	DAUTREPPE Martin	Andrésy 2	1995	10.8	9.3	10.6	9.6	11.2	9.7	61.2
16	CHEVROT Nicolas	Andrésy 2	1999	10.2	11.5	10.7	7.3	11.1	10.2	61.0
17	PINHEIRO Corentin	Beauchamp	1994	9.8	10.3	11.1	8.5	10.2	9.5	59.4
18	MEZIERE Tanguy	Rungis	1998	10.4	10.5	10.3	8.7	11.1	7.8	58.8
19	LEGUYARDER Vincent	Rungis	1998	9.3	10.7	9.4	8.5	10.9	9.5	58.3
	CHEVROT Jerome	Andrésy 1	1992	10.5	11.0	9.4	7.9	10.7	8.8	58.3
21	CHANDELIER Matthys	Bray	2000	10.3	10.1	9.5	8.8	11.2	8.3	58.2
	DARRIGADE Theo	Andrésy 2	2003	9.4	10.1	9.4	9.8	11.2	8.3	58.2
	PASTEN Adolphe	Andrésy 1	1979	10.0	9.8	11.0	9.0	11.2	7.2	58.2
24	LEONARD Alexis	Beauchamp	1993	10.3	9.5	9.0	8.9	10.8	9.0	57.5
25	FAUCHEUR Florian	Rungis	2003	11.1	10.2	10.0	9.2	10.2	6.7	57.4
26	REAUX Jules	Bray	1999	10.7	9.7	11.0	8.4	10.7	6.7	57.2
27	N'TELA Simon	Wattrelos	1999	10.7	9.3	9.5	10.0	8.5	9.1	57.1
28	GOUDENEGE Ludovic	Orsay	1983	9.7	9.4	10.4	8.8	11.3	7.0	56.6
29	BERNARD Fabien	Rungis	1989	10.4	8.8	10.0	8.7	9.5	9.1	56.5
	CHAPUT Hugo	Bray	2000	11.3	7.0	9.3	10.1	10.2	8.6	56.5
31	DUCHADEAU Michael	Beauchamp	1986	9.5	8.6	10.8	7.9	9.5	7.2	53.5
	HOCHEZ Vincent	Font n Gym	1995	10.9	6.1	9.3	9.2	11.3	6.7	53.5







33	DOUCET Pierre	Font n Gym	2004	9.8	7.7	11.0	8.7	10.3	5.4	52.9
34	BRAETS Lois	Bray	2001	10.8	6.6	10.3	8.5	9.6	5.8	51.6
35	LECLERC Diego	Rungis	2003	10.1	9.0	9.4	8.8	10.2	3.7	51.2
36	POTTIER Romain	Wattrelos	2000	8.9	10.9	9.5	8.5	9.6	1.9	49.3
37	ZOUAOUI Sofian	Andrésy 2	2002	9.4	7.5	4.9	8.0	8.5	6.1	44.4
38	CERRA Alexandre	Bray	1996	0.0	0.0	0.0	0.0	0.0	0.0	0.0
	DE SOUZA Claudio	Andrésy 1	1987	0.0	0.0	0.0	0.0	0.0	0.0	0.0
	MACHU Frederic	Font n Gym	1976	0.0	0.0	0.0	0.0	0.0	0.0	0.0

5. MASCULIN NIVEAU2 11 + . SA_DA (individuels)

5.1. Résultats par équipes

	Equipe	Club							Total
1	Champigny	94--RSCChampigny gym	34.8	30.6	35.6	31.2	31.0	27.5	190.7
2	Orsay	91--Caorsay	32.8	20.3	35.6	28.7	25.8	27.6	170.8
3	Houilles	78--Avant-Garde de Houilles	26.8	20.4	27.4	28.6	25.0	19.3	147.5

5.2. Résultats individuels

	Gymnaste	Equipe	Anne e							Total
1	VARENNES Mathis	Champigny	1995	12.5	10.6	12.8	10.7	9.7	8.0	64.3
2	PAPIN Vincent	Champigny	1990	11.1	9.0	12.5	10.4	10.2	9.2	62.4
3	LECLERC Julien	Houilles	1989	10.8	7.5	10.3	10.6	10.0	9.4	58.6
4	FICHERA Hugo	Orsay	1991	9.7	9.1	12.7	9.1	8.5	9.3	58.4
5	VARENNES Frédéric	Champigny	1968	9.2	7.0	10.3	9.1	11.1	9.5	56.2
6	MIGNE Baptiste	Orsay	1992	12.3	4.1	12.0	9.1	9.8	8.5	55.8
7	MANIEZ Camille	Champigny	2000	8.4	11.0	9.5	10.0	6.4	8.8	54.1
8	CROCHU Bertrand	Houilles	1986	8.0	5.7	10.3	9.2	8.7	6.8	48.7
9	COLLET Vincent	Houilles	1981	8.0	7.2	6.8	8.8	6.3	3.1	40.2
10	POIRSON Quentin	Orsay	1999	0.0	7.1	10.7	10.5	0.0	9.8	38.1
11	BOULET Stéphane	Orsay	1988	10.8	0.0	10.9	0.0	7.5	6.3	35.5
12	MARTINEZ Killian	Champigny	2001	11.2	0.0	0.0	10.1	4.1	3.5	28.9
13	ESQUIROL Jean francois *	Marcoussis 1 (indiv) (indiv)	1989	0.0	0.0	0.0	0.0	0.0	0.0	0.0

6. MASCULIN NIVEAU5 11 + . SA_DA (individuels)

6.1. Résultats par équipes

	Equipe	Club							Total
1	Douai	59--Douai	38.1	37.6	38.1	37.0	40.0	38.0	228.8
2	Chatou	78--Chatou DynaGym	36.6	36.8	38.4	34.5	39.8	38.3	224.4
3	Plaisir	78--Etoile gymnique plaisiroise	38.5	37.0	37.4	33.9	40.0	37.3	224.1
4	Rungis 2	94--Rungis	34.9	34.9	37.6	34.6	39.0	36.9	217.9
5	Charenton	94--Envol Gym	36.1	37.4	36.2	32.1	38.9	36.5	217.2
6	Fives	59--St maurice fives	36.7	35.7	36.0	34.1	38.6	34.9	216.0
7	Wattrelos	59--La patriote de wattrelos	36.1	33.9	35.1	24.8	37.4	33.4	200.7
8	Mouvoux	59--Association Sportive Mouvilloise	28.1	30.4	29.8	33.7	39.4	32.6	194.0
9	Voisins	78--Voisins	31.7	31.7	27.5	33.6	36.2	32.4	193.1





6.2. Résultats individuels

	Gymnaste	Equipe	Annee							Total
1	COASNE Francois	Douai	1991	10.2	9.9	9.6	8.8	9.9	9.7	58.1
	LECOMTE Dorian	Douai	1997	9.0	9.8	9.6	10.0	9.9	9.8	58.1
3	CONSTANTIEUX Philippe	Chatou	1976	8.7	9.8	9.8	8.9	10.1	9.7	57.0
4	GOREGUES Lucas	Plaisir	1997	9.9	10.0	8.9	8.2	9.9	9.7	56.6
5	BOLE-FEYSOT Yann	Chatou	1971	8.4	9.0	9.9	8.9	10.0	9.9	56.1
	MARQUES Hélio	Chatou	1988	8.6	9.8	9.7	8.3	9.9	9.8	56.1
7	COUTURIER Quentin	Fives	1999	9.7	9.3	8.9	8.9	9.8	9.4	56.0
8	KRAWCZYK Mathis	Douai	1991	9.6	8.9	9.4	8.4	10.2	9.3	55.8
9	GERARD Hugo	Plaisir	1998	8.4	9.4	9.5	9.0	10.1	9.3	55.7
	LECLERC Dylan	Rungis 2	1994	9.1	8.9	9.2	9.0	9.9	9.6	55.7
11	LALLEMENT Gauthier	Fives	2003	9.8	8.7	9.3	8.6	9.8	9.2	55.4
12	PAGANA Lucas	Charenton	1993	9.5	9.5	9.3	8.3	9.8	8.8	55.2
13	TRAMBLAY Sylvain	Charenton	1983	8.1	9.6	8.7	8.9	9.6	10.1	55.0
14	LELEU Alexandre	Douai	2001	9.3	8.7	9.5	9.1	10.0	8.3	54.9
15	NORMAND Quentin	Rungis 2	1999	8.3	9.0	9.4	8.8	10.0	9.3	54.8
	MELLARD Allan	Mouvoux	1996	8.5	8.6	9.2	8.8	10.2	9.5	54.8
17	BAUSSIAN Remi	Plaisir	1996	9.2	9.0	9.3	7.9	9.9	9.2	54.5
	POUBANNE Philippe	Rungis 2	1961	9.2	8.5	9.7	8.0	9.9	9.2	54.5
19	AOK Sami	Plaisir	1997	9.7	8.6	9.3	8.5	8.7	9.1	53.9
20	MAKAYA Dylan	Plaisir	2004	9.7	8.0	9.3	8.2	10.1	8.3	53.6
	PICOT BENJAMIN	Voisins	1996	9.1	8.4	7.9	9.0	9.8	9.4	53.6
22	CLEMENT Thibault	Chatou	2000	10.0	8.2	9.0	8.4	8.9	8.9	53.4
23	JACQUET Hugo	Wattrelos	2002	8.4	9.5	9.5	7.9	9.6	8.3	53.2
24	COUTURIER Florian	Fives	2002	8.4	8.4	8.5	8.6	9.8	9.2	52.9
25	WARET Quentin	Douai	1995	8.6	9.0	7.5	9.1	9.4	9.2	52.8
26	PORRE Alexis	Charenton	1993	8.7	8.9	9.0	7.8	9.7	8.4	52.5
27	POTTIER Baptiste	Wattrelos	2004	9.2	7.8	8.2	8.8	9.4	9.0	52.4
28	AYACHE Lucas	Wattrelos	2002	9.2	7.7	8.3	8.1	9.2	9.0	51.5
29	PHAN Gabriel	Chatou	2004	9.3	8.0	9.0	8.2	9.2	7.7	51.4
30	DIAZ Benjamin	Voisins	2000	8.2	8.3	8.0	8.4	9.0	9.1	51.0
31	ABDAT Allawa	Charenton	1994	9.8	8.4	8.9	7.1	7.9	8.8	50.9
32	REDON Antonin	Rungis 2	1998	8.3	7.8	9.2	7.5	9.2	8.8	50.8





33	BOUCHER Kim	Fives	2003	8.8	8.2	9.3	8.0	8.6	6.6	49.5
34	DELVAL Lucien	Mouvaux	2001	5.2	8.0	9.0	7.7	10.2	9.2	49.3
35	PALU BERGEROU Alexandre	Rungis 2	1998	7.8	8.5	9.3	7.9	9.0	6.6	49.1
36	URBAN Yann	Voisins	2003	8.4	7.6	6.3	8.4	9.9	7.6	48.2
37	ARGANINI JEAN BAPTISTE	Chatou	1991	6.7	8.0	8.6	7.7	9.8	6.8	47.6
38	RUHANT Marc	Fives	1997	6.3	9.1	7.7	7.5	8.8	6.6	46.0
39	PRUVOST Léo	Mouvaux	1996	7.3	5.6	6.4	8.4	9.3	7.8	44.8
40	POTTIER Maxence	Wattrelos	2002	9.3	8.9	9.1	0.0	9.2	7.1	43.6
41	FLORIO Adrien	Mouvaux	1999	6.0	6.2	5.2	8.8	9.5	6.1	41.8
42	HOTTOIS Christopher	Mouvaux	2000	6.3	7.6	5.1	6.6	9.5	6.1	41.2
43	DIAZ Maxime	Voisins	2002	5.7	7.4	5.3	5.9	7.5	6.0	37.8
44	BERLEMONT Quentin	Charenton	1997	0.0	9.4	9.0	0.0	9.8	8.8	37.0
45	CHALOPIN Clément	Voisins	2000	6.0	4.2	5.1	7.8	7.5	6.3	36.9
46	NASSIRI Yassine	Fives	1999	0.0	8.6	6.0	5.4	9.2	7.1	36.3
47	BATTIN Jordan	Rungis 2	1998	8.0	5.5	9.2	8.8	0.0	0.0	31.5
48	CAMUS Fabien	Charenton	1987	0.0	0.0	0.0	0.0	0.0	0.0	0.0
	CANTALUPPI Thibaut	Douai	1996	0.0	0.0	0.0	0.0	0.0	0.0	0.0

7. FEMININ NIVEAU3 11-16 ans . SA_DA (individuels)

7.1. Résultats par équipes

	Equipe	Club					Total
1	Haubourdin	59--Haubourdin gym	29.0	35.1	34.3	33.3	131.7
2	LUC gym	59--Luc gym	27.9	34.2	33.5	35.0	130.6
3	Ris Orangis	91--Union sportive de ris-orangis	30.0	32.7	33.9	33.5	130.1
4	Vaires	77--Us Vaires	28.7	32.4	31.5	33.8	126.4
5	Faches	59--Faches thumesnil	28.7	32.6	31.2	33.7	126.2
6	Andrésy	78--Andrésy	25.5	32.5	33.4	32.7	124.1
7	Montereau	77--Cs montereau	26.6	28.0	28.0	31.1	113.7
8	Houilles	78--Avant-Garde de Houilles	26.6	28.4	26.5	31.5	113.0





7.2. Résultats individuels

	Gymnaste	Equipe	Annee					Total
1	LEGRAND Clemence	Faches	2001	11.3	11.7	10.9	11.7	45.6
2	FOURNIER Héloïse	Haubourdin	2003	10.6	11.7	11.7	11.3	45.3
3	STANKIEWICZ Chimène	LUC gym	2003	9.9	11.7	11.4	11.7	44.7
4	DA SILVA Andrea	Ris Orangis	2000	10.6	10.9	11.1	11.7	44.3
5	NGUEMBO Melissa	Ris Orangis	2001	10.1	11.2	11.5	11.2	44.0
6	GAUSSOT Léa	Vaires	1999	10.3	11.4	10.9	11.0	43.6
7	OULAYE Manon osseckana	Haubourdin	2002	9.2	11.6	11.4	10.6	42.8
8	VERBRUGGE Octavie	LUC gym	2003	8.7	11.1	11.2	11.6	42.6
9	TAFFOREAU Emma	LUC gym	2004	9.3	10.7	10.9	11.6	42.5
10	LENGLART Maelle	Haubourdin	2002	8.7	11.0	11.2	11.1	42.0
11	ANDRAUD Margaux	Haubourdin	2001	9.2	11.8	10.7	10.2	41.9
12	MINHOTO Cassandra	Ris Orangis	2000	9.3	10.6	11.3	10.6	41.8
13	PLANCK Lou ann	LUC gym	2003	8.5	10.5	10.9	11.6	41.5
	GROISNE Blandine	Andrésy	2003	8.3	11.1	11.1	11.0	41.5
15	FOVET Alix	LUC gym	2002	8.5	11.4	9.3	11.7	40.9
16	NEVEU Marie	Andrésy	2000	8.4	10.5	11.0	10.7	40.6
17	ANDRAUD Maëva	Haubourdin	2002	8.7	10.0	10.6	10.9	40.2
	ROUCHY Fanny	Andrésy	2003	8.5	9.6	11.3	10.8	40.2
19	TARRIS Enola	Vaires	2000	8.8	9.3	10.3	11.4	39.8
20	MACE Mathilde	Vaires	2000	9.6	9.9	9.0	11.0	39.5
21	MENBRIVES Melanie	Montereau	2001	8.4	9.5	10.7	10.6	39.2
22	DUPONT Camille	Faches	2004	8.8	10.2	9.4	10.7	39.1
23	ALVES May	Houilles	1999	8.6	10.2	9.2	10.9	38.9
24	DUPAS Maelle	Faches	2003	8.6	10.7	9.3	10.0	38.6
	VERMAUT Sarah	Andrésy	2000	7.8	9.0	10.9	10.9	38.6
26	MICHEL Maeva	Andrésy	2003	8.6	10.9	8.8	9.9	38.2
27	DAVID Maëlle	Houilles	1999	9.0	9.4	8.6	10.3	37.3
	MARQUET Cynthia	Montereau	2000	9.3	8.9	8.5	10.6	37.3
29	SKOCZEK Marion	Vaires	2000	8.4	7.3	10.1	11.2	37.0
30	GRAL Lucile	Houilles	1999	8.9	8.8	8.7	10.3	36.7
31	LAKEHAL Lina	Montereau	1999	8.6	9.6	8.2	9.9	36.3
32	ALVES Ange	Houilles	2000	8.7	8.1	8.5	9.5	34.8
33	AFONSO Cassandra	Montereau	2000	8.7	8.7	8.8	7.1	33.3





34	ALCHOURROUN Margot	Vaires	2000	0.0	11.1	10.3	11.2	32.6
35	TRIOUX Erine	Faches	2002	8.4	0.0	10.9	11.3	30.6
36	DJEDJE Zoe	Ris Orangis	2002	9.0	9.2	10.1	0.0	28.3
37	DAVID Lili	Faches	2002	0.0	10.1	0.0	0.0	10.1
38	BOULARD Lou	Montereau	2001	0.0	0.0	0.0	0.0	0.0
	NAULET Daphnée	Ris Orangis	2002	0.0	0.0	0.0	0.0	0.0

8. FEMININ NIVEAU2 11 + . SA_DA (individuels)

8.1. Résultats par équipes





	Equipe	Club					Total
1	LUC gym	59--Luc gym	31.0	35.5	34.5	35.1	136.1
2	A. Dreux	28--Alliance de dreux gymnastique	30.0	30.3	35.2	35.1	130.6
3	Montereau	77--Cs montereau	30.3	31.9	31.7	35.9	129.8
4	Eragny	95--Gsa eragny	27.1	32.7	33.1	34.0	126.9
5	Champigny	94--RSCChampigny gym	27.3	29.9	31.7	32.9	121.8
6	Lognes	77--Gym club de lognes	10.3	11.3	11.1	12.2	44.9

8.2. Résultats individuels





	Gymnaste	Equipe	Annee					Total
1	D'HARLINGUE Laëtitia	LUC gym	1992	9.8	12.1	12.0	11.8	45.7
2	CHAMARET Marion *	A. Dreux 1 (indiv) (indiv)	1994	10.4	12.0	12.2	11.0	45.6
3	KADDARI Lea leila	A. Dreux	2000	10.4	11.3	12.2	11.6	45.5
4	GOLLIAU Lucille	Montereau	1997	10.9	11.0	10.7	12.3	44.9
	DIAKITE Bibi	Lognes	1996	10.3	11.3	11.1	12.2	44.9
6	DAVOLI Ollia	A. Dreux	1995	10.4	10.2	11.5	11.7	43.8
7	CASTANS Mélissandre	Eragny	1991	10.0	10.9	10.3	11.3	42.5
8	FAHMI Souad	LUC gym	1989	8.4	11.6	10.2	11.6	41.8
9	GOBILLOT Camille	Montereau	1986	8.9	10.3	10.5	12.0	41.7
10	HONOREZ Melissa	LUC gym	1990	10.6	8.3	10.9	11.7	41.5
11	ROBLIN Marianne *	A. Dreux 1 (indiv) (indiv)	1994	9.1	9.4	10.8	11.8	41.1
12	BEAUJON Manon	Eragny	1997	8.5	10.4	11.3	10.8	41.0
13	MARION Morin	Montereau	1994	9.8	10.6	9.5	10.2	40.1
14	CHAIX Manon	Champigny	1987	9.2	9.0	10.4	11.4	40.0
15	TEMPIER Roxane	Champigny	2000	9.1	10.2	10.6	9.9	39.8
16	BROCHARD Coralie	A. Dreux	2000	8.8	8.8	11.1	10.9	39.6
17	BENOIT Aurélie	Champigny	1990	9.0	8.4	10.7	10.9	39.0
18	BUFFIN Ilana	Champigny	2003	8.7	10.7	9.9	9.4	38.7
19	BEAUJON Lisa	Eragny	1997	8.3	8.6	10.3	10.9	38.1
20	JEUDY Elodie	Champigny	1992	8.9	7.6	8.4	10.6	35.5
21	LOUIFERT Mathilde	A. Dreux	2003	9.2	0.0	11.5	11.8	32.5
22	PHILIPPE Mathilde	Eragny	1989	8.6	11.4	11.5	0.0	31.5
23	DEVIN Pauline	Montereau	1996	0.0	9.1	10.5	11.6	31.2
24	ESCANDE Melissa	LUC gym	1999	0.0	9.8	11.6	9.1	30.5
25	CASTANS Apolline	Eragny	1994	0.0	10.3	8.0	11.8	30.1
26	VEYRON Coline	Montereau	1995	9.6	9.6	9.7	0.0	28.9
27	ESCANDE Charline	LUC gym	2003	10.6	11.8	0.0	0.0	22.4
28	BRUCATO Clara	Lognes	2001	0.0	0.0	0.0	0.0	0.0
	GABILLET Lou-anne	Lognes	1998	0.0	0.0	0.0	0.0	0.0
	SHIKIYA Marie	Lognes	2001	0.0	0.0	0.0	0.0	0.0

9. FEMININ NIVEAU3 11 + . SA_DA (individuels)

9.1. Résultats par équipes

	Equipe	Club					Total
1	Loos	59--Loos	26.7	34.1	34.3	33.1	128.2
2	Pontoise	95--SPG Pontoise	25.9	34.4	33.6	33.9	127.8
3	Brie comte robert	77--Scbgym	27.5	32.8	34.4	33.0	127.7
4	Montereau	77--Cs montereau	26.5	33.7	33.7	33.2	127.1
5	Athis Mons	91--Uso Athis Mons	28.2	31.6	33.6	33.4	126.8
	LUC gym	59--Luc gym	28.1	33.8	32.6	32.3	126.8
7	Vaires	77--Us Vaires	27.2	32.1	33.1	33.6	126.0
8	Eragny	95--Gsa eragny	26.2	32.6	32.6	33.7	125.1
9	Draveil	91--sporting club draveil	28.0	30.2	32.7	34.1	125.0
10	Wingles	62--Wingles	27.2	31.2	32.3	34.2	124.9
11	Houilles	78--Avant-Garde de Houilles	26.4	31.9	32.9	32.2	122.4 (1.0)
12	Arras	62--Arras	25.8	27.5	32.1	31.5	116.9





9.2. Résultats individuels

	Gymnaste	Equipe	Annee					Total
1	GRAUS Nicole	Athis Mons	1990	10.5	12.0	11.9	11.8	46.2
2	DIBENEDETO Laura	Brie comte robert	1989	10.1	11.5	11.5	11.1	44.2
3	VEAU Justine	Houilles	1991	9.3	11.4	11.5	11.6	43.8
4	TOUPET Marie	Loos	1987	9.0	11.8	11.4	11.4	43.6
5	LECLERC Mathilde	LUC gym	1996	10.5	11.3	10.6	11.1	43.5
6	LEBETTRE Manon	Pontoise	1994	9.0	11.6	10.9	11.3	42.8
7	RENAUDIN Lucie	Vaires	1996	8.9	11.0	11.2	11.3	42.4
8	VALENCE Ashley	Montereau	2002	8.5	11.7	11.4	10.7	42.3
	TOUTIN Marianne	Vaires	1995	9.6	11.1	10.9	10.7	42.3
10	PHIBEL Loretta	Montereau	2004	8.8	11.0	11.2	11.2	42.2
	ANRETAR Vanessa	Brie comte robert	1992	8.6	11.0	11.5	11.1	42.2
12	JANICHON Coraline	Eragny	1995	8.6	11.2	11.1	11.2	42.1
13	SOARES Anna lydia	Loos	1998	8.5	11.0	11.5	10.9	41.9
	BOUILLET Fiona	Wingles	2001	9.5	9.8	11.2	11.4	41.9
15	HARDIAGON Chloe	Draveil	1997	9.6	9.8	11.3	11.1	41.8
	RONGIER Marjolaine	Pontoise	1998	8.1	10.9	11.4	11.4	41.8
	PIENS Emma	LUC gym	1999	8.7	11.0	11.3	10.8	41.8
18	CAROL Esther	Draveil	1998	9.2	9.9	11.0	11.6	41.7
	RIBEIRO Marianne	Athis Mons	2001	9.1	10.7	10.5	11.4	41.7
	SERRE Chloe	Montereau	1999	9.2	10.8	10.5	11.2	41.7
21	TRAVERS Amélie	Eragny	1996	8.5	10.9	10.6	11.5	41.5
22	HARDIAGON Marie	Draveil	1997	9.2	10.3	10.4	11.4	41.3
	BERRIC Caroline	Brie comte robert	1994	8.8	10.3	11.4	10.8	41.3
	DEBRUYNE Julie	Loos	2001	8.5	11.3	11.4	10.1	41.3
	LEIGNEL Morgane	Loos	1992	9.0	10.7	10.8	10.8	41.3
26	FLAMENT Amandine	Wingles	1998	8.5	11.2	10.2	11.3	41.2
27	LASSIMANT Jessie	Vaires	1996	8.7	10.0	11.0	11.3	41.0
28	DOMIS Eynnola	Arras	1998	8.9	9.5	11.2	11.3	40.9
29	RIVIERE Marianne	Montereau	1999	8.4	11.0	11.1	10.1	40.6
30	VANESSE Caitline	Wingles	2001	9.0	9.8	10.9	10.8	40.5





31	GREMION Lucille	Houilles	1992	8.5	10.7	10.5	10.4	40.1
32	MIRA Mélanie	Pontoise	1995	8.5	9.9	10.0	11.2	39.6
33	VERBEKE Isabelle	LUC gym	2000	8.6	10.2	10.3	10.4	39.5
34	DULEU Laury *	Fives 1 (indiv) (indiv)	1997	8.3	11.2	10.2	9.4	39.1
35	ROUVIERE Noémie	Vaires	1995	8.5	9.6	10.3	10.4	38.8
36	STANKIEWICZ Inès	LUC gym	2000	8.9	9.7	10.3	9.6	38.5
37	GRAL Camille	Houilles	1995	8.4	9.8	9.8	10.2	38.2
	PERNET Aurore	Vaires	1994	8.0	8.5	10.7	11.0	38.2
39	BILLORE Léonie	Arras	1996	8.2	9.2	10.7	10.0	38.1
40	CALLU Laurine	Houilles	1993	8.4	9.4	10.9	8.9	37.6
41	DEPARETERE Charlotte	Wingles	2000	8.6	8.3	9.1	11.5	37.5
42	VIAL Clemence	Houilles	1998	8.6	9.6	10.4	8.6	37.2
43	DEFFORGE Juliette	Athis Mons	1999	8.2	8.6	9.8	10.1	36.7
	DUBOIS Emmy	Wingles	1997	8.7	10.2	8.4	9.4	36.7
45	MAERTEN Floriane	Arras	1999	8.7	8.8	9.5	9.5	36.5
46	GINESTAR Anne Lyse	Athis Mons	1991	8.4	8.9	9.3	9.3	35.9
47	DIATTA Aby	Eragny	1994	9.1	5.4	10.0	11.0	35.5
	ROUSSEAU Camille	Arras	2002	8.0	7.1	10.2	10.2	35.5
49	COMMENGE Fanny	Pontoise	1993	8.4	11.9	11.3	0.0	31.6
50	CASTIER Lucie	LUC gym	1990	8.7	11.5	10.7	0.0	30.9
51	CARRE Laurine	Draveil	1998	0.0	10.0	10.4	10.4	30.8
52	LETAIEF Lilou	Montereau	1998	8.4	0.0	11.0	10.8	30.2
53	SKIKDI Chelia	Athis Mons	1999	8.6	0.0	11.2	10.2	30.0
54	CHERON Chloé	Brie comte robert	2002	8.4	0.0	10.7	10.3	29.4
55	SAILLY Audrey	Eragny	1986	8.3	9.7	10.2	0.0	28.2
56	TROUCHE Amandine	Eragny	1986	0.0	10.5	10.9	0.0	21.4
57	THOUVENIN Sabine	Arras	1998	0.0	5.9	8.5	5.6	20.0
58	ARONDAL Stacy	Loos	1992	8.7	0.0	0.0	0.0	8.7
59	BRIMBOEUF Adeline	Draveil	1998	0.0	0.0	0.0	0.0	0.0
	BERNAT Cathy	Pontoise	1994	0.0	0.0	0.0	0.0	0.0
	CANNICIONI Margot	Brie comte robert	1997	0.0	0.0	0.0	0.0	0.0

10. FEMININ NIVEAU5 14-18 ans . SA_DA (individuels)

10.1. Résultats par équipes

	Equipe	Club					Total
1	Osny	95--Espoirs gymniques d'osny	34.3	40.0	39.5	40.3	154.1
2	Voisins	78--Voisins	33.2	38.9	38.5	40.0	150.6
3	Beauchamp	95--Arabesque gymnique Beauchamp	33.4	40.0	38.5	38.2	150.1
4	Chatou	78--Chatou DynaGym	34.9	38.1	37.1	39.3	149.4
5	Bray	77--Club sportif braytois	33.1	39.2	37.6	39.0	148.9
6	Les Clayes	78--Usmclayes sous bois gymnastique artistique	32.1	38.7	35.9	40.2	146.9

10.2. Résultats individuels

	Gymnaste	Equipe	Annee					Total
1	HSSINI Myriam	Osny	2000	8.6	9.8	10.4	10.0	38.8
2	LACOMBE Sarah	Osny	2000	8.5	10.2	10.1	9.9	38.7
3	FERAUD Manon	Bray	1998	8.7	10.3	9.5	10.0	38.5
4	JAGER Sophie	Chatou	1998	9.0	10.1	9.6	9.5	38.2
5	VAZ Maeva	Beauchamp	2000	7.7	10.5	9.8	10.1	38.1
6	NEVEU Julia	Les Clayes	1999	7.6	10.3	9.6	10.4	37.9
7	REBEYROL Emma	Osny	2000	8.5	10.4	9.6	9.2	37.7
8	LAMIRAOUI Mélanie	Chatou	1999	8.7	9.5	9.2	10.2	37.6
9	BANOS Marine	Bray	1999	8.2	9.9	9.5	9.9	37.5
10	BARBET Anouck	Voisins	2000	8.6	8.9	9.5	9.9	36.9
	VAUGON Camille	Chatou	1999	8.6	8.8	9.5	10.0	36.9
12	ECOLIVET Charlène	Voisins	2000	8.2	10.1	8.3	10.2	36.8
13	JANNIERE Eulalie	Voisins	2000	7.9	9.6	9.8	9.3	36.6
14	AUBIN Jade	Bray	2001	8.0	9.4	9.5	9.6	36.5
15	SAISON Albane	Voisins	1999	8.5	9.9	8.1	9.9	36.4
16	BOULONNOIS Emma	Beauchamp	2000	8.4	9.0	9.4	9.5	36.3
	GRIMBERT Mayline	Beauchamp	1999	8.3	10.4	9.1	8.5	36.3
	CADIO Manon	Les Clayes	1997	8.0	9.7	8.3	10.3	36.3
	DE JESUS Angeline	Osny	2000	8.1	9.0	8.9	10.3	36.3
20	LECANU Andréa	Osny	1998	8.0	8.7	9.4	10.1	36.2
	MERCIER Justine	Osny	2000	8.7	9.6	8.3	9.6	36.2
	BOURDON Camille	Bray	2001	8.1	9.6	9.1	9.4	36.2
23	BOUVIER Kaylissa	Beauchamp	2000	8.3	9.6	8.7	9.3	35.9
24	DOLSA Camille	Voisins	1999	7.9	9.3	9.4	9.2	35.8
25	LEBREQUIER Emma	Beauchamp	1999	8.4	9.5	9.8	8.0	35.7
26	ROBINET Clara	Les Clayes	2001	7.7	9.4	8.4	10.1	35.6
27	DE BANIERES Nolwenn	Chatou	1998	8.1	9.7	8.1	9.6	35.5
28	DUHAMEL Sarah	Beauchamp	1998	7.1	9.3	9.5	9.3	35.2
	DAUDIN Carline	Les Clayes	1998	8.3	9.3	8.2	9.4	35.2
30	BERTEAU Jessica	Les Clayes	1998	8.1	7.9	9.0	9.4	34.4
31	CABELLAN Marine	Voisins	2000	7.8	6.1	9.8	10.0	33.7
32	BUCHOLTZ Audrey	Les Clayes	2001	6.8	8.8	8.9	8.5	33.0
33	GUILLET Johana	Chatou	1997	8.6	8.3	5.5	9.3	31.7
34	BROUCHET Josephine	Chatou	1998	6.4	6.4	8.8	9.0	30.6

35	FERREIRA Camille	Bray	2000	7.5	0.0	7.6	9.5	24.6
36	LOSSOUARN Marion	Bray	1997	8.1	0.0	8.1	0.0	16.2

11. MASCULIN NIVEAU4 11-18 ans . SA_DA (individuels)

11.1. Résultats par équipes

	Equipe	Club							Total
1	Cysoing	59--Progres cysonien	31.4	30.7	32.7	27.1	31.3	30.3	183.5
2	Beauchamp	95--Arabesque gymnique Beauchamp	28.2	31.3	33.9	26.6	30.0	29.1	179.1
3	Rungis	94--Rungis	31.8	26.3	31.1	26.1	31.0	26.7	173.0
4	Houilles 1	78--Avant-Garde de Houilles	31.1	28.8	32.8	26.9	30.1	22.8	172.5
5	Brunoy	91--Brunoy pyramide	28.2	27.8	32.3	26.5	29.2	22.4	166.4
6	Chatou	78--Chatou DynaGym	30.5	23.5	23.5	27.1	21.2	22.0	147.8

11.2. Résultats individuels

	Gymnaste	Equipe	Annee							Total
1	DHELENS Loic	Rungis	1998	11.0	10.0	11.4	8.7	10.6	10.2	61.9
2	FAUCHIER Maxence	Beauchamp	1999	10.9	10.3	11.2	9.4	9.7	9.6	61.1
	PRIOTON Guenael	Beauchamp	2000	8.9	10.8	11.4	9.4	9.8	10.8	61.1
4	PICHON Louis	Cysoing	1998	11.0	8.5	11.1	9.0	10.7	10.5	60.8
5	PESCIAOLI Yohann	Cysoing	1998	10.6	10.8	9.9	9.2	11.0	7.6	59.1
6	SUIGNARD Maxime	Rungis	2002	11.1	8.9	9.9	8.9	10.4	8.5	57.7
7	DUCHADEAU Jeremy	Beauchamp	1997	8.4	10.2	11.3	7.8	10.5	8.7	56.9
8	VANGHELLE Charles	Cysoing	2002	9.8	9.9	9.6	8.1	8.9	10.0	56.3
9	COURT Adrien	Houilles 1	1999	10.3	9.7	11.1	8.5	9.8	6.1	55.5
10	REINAUDO Mathis	Houilles 1	2000	9.9	7.6	10.9	8.9	10.2	7.9	55.4
11	PICHON Alexi	Houilles 1	1999	10.7	9.8	10.8	8.9	8.0	7.0	55.2
	ZUBILA Eben ezer	Brunoy	2000	6.1	10.0	11.5	8.8	9.7	9.1	55.2
13	REMY Charles	Houilles 1	2000	10.1	8.3	9.6	9.1	9.4	7.8	54.3
14	SAINTILAN Killien	Houilles 1	2000	8.3	9.3	10.7	8.3	10.1	7.1	53.8
15	SEYS Antoine	Cysoing	1999	8.9	10.0	10.6	8.9	7.5	7.6	53.5
16	BENDJABALLAH Mohamed	Chatou	1999	10.5	8.4	8.6	9.0	8.1	8.1	52.7
17	COLLAY Benoit	Brunoy	2000	8.7	8.0	10.7	8.8	9.5	6.7	52.4
18	YAHMED Elies	Brunoy	1997	7.0	9.8	10.1	8.4	10.0	6.6	51.9
19	FOURGOUS Jules	Rungis	1998	9.2	7.4	9.8	8.5	8.9	8.0	51.8
20	LIBERKOVSKI Felix *	Cysoing 1 (indiv) (indiv)	2004	8.6	9.0	9.0	8.6	8.9	7.6	51.7
21	GUILLOU KEREDAN Paul	Brunoy	2000	9.4	8.0	8.5	8.9	9.1	6.4	50.3
22	FONSECA Christopher	Rungis	2001	9.7	6.7	9.5	8.1	10.0	6.1	50.1
23	FAURE Theo	Rungis	2002	9.7	5.8	9.6	8.5	9.7	6.6	49.9
24	URBAIN Alexandre	Chatou	1998	10.0	6.8	10.0	9.0	7.3	6.2	49.3
25	BARBOT Martin	Cysoing	2001	0.0	9.1	11.0	8.4	9.6	9.8	47.9
26	URBAIN Gabriel	Chatou	2001	10.0	7.4	4.9	9.1	5.8	7.7	44.9
27	HUMBERT Régis	Brunoy	2001	10.1	6.1	7.9	7.1	7.0	3.2	41.4
28	DUROYON Martin	Chatou	2000	8.7	7.7	3.6	8.7	4.4	4.7	37.8
29	VUITTON Guillaume	Beauchamp	1998	0.0	0.0	0.0	0.0	0.0	0.0	0.0

12. MASCULIN NIVEAU3 11 + . SA_DA (individuels)

12.1. Résultats par équipes

	Equipe	Club							Total
1	Cysoing	59--Progres cysonien	34.4	33.5	34.8	31.9	32.0	28.0	194.6
2	Draveil	91--sporting club draveil	31.8	29.0	35.1	30.2	32.9	29.1	188.1
3	Beauchamp	95--Arabesque gymnique Beauchamp	32.1	29.6	34.3	29.3	32.1	30.0	187.4
4	LUC gym	59--Luc gym	31.4	27.9	32.8	31.2	32.5	30.7	186.5
5	Plaisir	78--Etoile gymnique plaisiroise	33.6	28.8	33.7	31.0	30.3	28.4	185.8
6	Rungis	94--Rungis	33.0	22.9	31.7	32.1	34.3	30.8	184.8
7	Dreux	28--Esperance drouaise	27.6	24.6	32.2	32.0	28.6	24.5	169.5





12.2. Résultats individuels

	Gymnaste	Equipe	Année							Total
1	SOLER Julien	Rungis	1983	11.9	10.2	12.1	11.9	12.0	12.0	70.1
2	PAULMIER Gildas	Dreux	1996	11.3	11.2	12.0	11.0	12.0	11.4	68.9
3	CARON Kevin	Cysoing	1998	11.8	11.6	11.6	10.7	11.8	9.6	67.1
4	DUMONT Mickael	LUC gym	1990	11.2	10.0	10.5	10.9	11.9	11.2	65.7
5	MATEUS Vincent	Draveil	1995	10.6	10.4	11.9	9.6	11.7	10.8	65.0
6	GUILMART Maxime	Beauchamp	1997	11.2	10.6	10.9	9.3	11.7	10.2	63.9
7	BAILLET Thomas	Plaisir	1992	11.2	10.6	10.9	10.3	10.8	10.0	63.8
	BRAHEM VIZER Alexandre	LUC gym	1994	9.5	9.3	11.7	10.0	11.9	11.4	63.8
9	TEMPELAERE Guillaume	Cysoing	1984	10.0	11.2	11.9	8.9	10.4	9.5	61.9
10	DA SILVA Alexandre	Draveil	1999	11.6	10.1	10.6	11.0	8.9	8.8	61.0
	PERREZ Paul	Cysoing	1998	11.1	10.7	10.3	10.5	9.8	8.6	61.0
12	AGULLO Leo	Plaisir	1996	11.4	6.9	11.3	10.1	9.2	10.8	59.7
13	MATEUS Baptiste	Draveil	1999	9.6	8.5	11.6	9.3	10.2	9.5	58.7
14	LAVENET Romain	Rungis	1989	10.1	6.2	11.9	10.7	11.2	8.5	58.6
15	PRIOTON Morgan	Beauchamp	1997	8.2	10.2	11.2	9.8	10.5	8.4	58.3
16	COCHAIN Andrew	Beauchamp	1987	11.3	6.6	10.5	10.2	8.9	9.8	57.3
17	PETIT Ylian	Plaisir	1996	11.0	9.9	11.5	10.6	6.7	6.9	56.6
18	THAVIOT Matthieu	Rungis	1987	11.0	6.5	7.7	9.5	11.1	10.3	56.1
19	LEGRAND Sébastien	Beauchamp	1987	9.6	8.8	11.8	8.6	9.3	5.4	53.5
20	BOMMEL Anthony	LUC gym	1995	8.4	8.6	10.6	10.3	6.9	8.1	52.9
21	PAULMIER Boris	Dreux	1996	8.8	8.2	10.9	11.0	9.2	4.2	52.3
22	MASSE Antoine	Beauchamp	1995	0.0	8.0	11.3	9.1	9.9	10.0	48.3
23	SALTI Romain	Plaisir	1994	10.8	8.3	10.5	0.0	10.3	7.6	47.5
24	VOGT Antoine	Dreux	1996	7.5	5.2	9.3	9.3	5.4	7.2	43.9
25	BOCK Jeremie	Dreux	1996	7.0	5.2	6.5	10.0	7.4	5.9	42.0
26	SANTI Julien	LUC gym	1990	10.7	5.1	0.0	8.8	8.7	6.2	39.5
27	NIOCHAUT Tanguy	Draveil	1999	0.0	6.5	7.7	9.6	6.7	3.1	33.6
28	APRA Adrien	Cysoing	1990	0.0	0.0	11.3	0.0	9.7	8.9	29.9
29	LEFEUVRE Joseph	Cysoing	1995	11.5	0.0	0.0	10.7	5.9	0.0	28.1
30	MATEUS Romain	Draveil	1993	0.0	0.0	11.6	0.0	11.0	0.0	22.6
31	BOURDIN Quentin	Plaisir	1992	0.0	0.0	0.0	0.0	0.0	0.0	0.0
	GAUTHIER Thomas	Dreux	1995	0.0	0.0	0.0	0.0	0.0	0.0	0.0
	LEHTOVIRTA Quentin	Rungis	1989	0.0	0.0	0.0	0.0	0.0	0.0	0.0





COEQUYT Marvin	LUC gym	1996	0.0	0.0	0.0	0.0	0.0	0.0	0.0
----------------	---------	------	-----	-----	-----	-----	-----	-----	-----

13. FEMININ NIVEAU6 14-18 ans . SA_DA (individuels)

13.1. Résultats par équipes







	Equipe	Club					Total
1	Fives	59--St maurice fives	33.0	38.6	37.3	38.2	147.1
2	Marquise	62--La Patriote de Marquise	33.9	37.4	35.4	38.9	145.6
3	Osny	95--Espoirs gymniques d'osny	31.1	38.6	36.3	39.1	145.1
4	Lambersart	59--SMG Lambersart	33.1	36.5	37.4	37.9	144.9
5	Chilly Morangis	91--Cgmc	32.3	37.3	34.2	38.5	142.3
6	Gargenville	78--Espérance de gargenville	32.3	35.4	35.1	39.0	141.8

13.2. Résultats individuels







	Gymnaste	Equipe	Annee					Total
1	RAIMBAUD Pauline	Lambersart	1998	8.4	9.6	9.7	9.9	37.6
2	DEBIENNE Victoire	Marquise	2000	8.5	10.1	9.0	9.9	37.5
3	DUBREUCQ Marie	Fives	2000	8.8	9.8	9.2	9.5	37.3
4	JOLIVET Auréa	Gargenville	2000	8.0	9.7	9.3	9.7	36.7
5	SALAHOU Lucie	Osny	2000	8.0	9.6	9.0	9.9	36.5
	SALLARD Marine	Fives	2000	8.2	9.7	9.1	9.5	36.5
7	DESAINS Marie	Marquise	2001	7.9	9.6	9.0	9.9	36.4
8	HAMZAQUI Rosa marie	Chilly Morangis	2001	8.6	9.3	8.9	9.5	36.3
	KAMPF Angele	Fives	2000	8.4	9.6	8.8	9.5	36.3
10	BOULET Emeline	Fives	2000	7.6	9.0	9.6	9.7	35.9
11	GOSELIN Manon	Chilly Morangis	2001	8.2	9.3	8.5	9.8	35.8
	YONNET Lea	Lambersart	2001	8.1	8.9	8.9	9.9	35.8
13	HAUY Cecile	Osny	1999	7.6	9.9	9.1	9.1	35.7
	ZOZWADOWSKI Agatha	Osny	1999	7.5	9.5	9.1	9.6	35.7
	BRUSLON Cloé	Chilly Morangis	2001	7.7	9.4	9.3	9.3	35.7
16	RUOROCH Julie	Marquise	2000	8.4	9.2	8.6	9.4	35.6
17	PIQUE Léa	Marquise	1999	9.1	7.9	8.8	9.7	35.5
18	ROUDEN Camille	Osny	1999	7.8	8.6	9.1	9.6	35.1
	CHATRY Lili	Fives	2001	6.9	9.5	9.4	9.3	35.1
20	BAILLY Lola	Lambersart	2000	8.5	8.9	8.5	8.9	34.8
21	HOC-SING Morgane	Gargenville	2001	8.2	8.4	8.4	9.7	34.7
	DELATTRE Marie	Lambersart	2001	8.0	8.1	9.4	9.2	34.7
23	RODRIGUEZ Solena	Chilly Morangis	1999	7.8	9.3	7.5	9.9	34.5
	VANDEWIELE Celeste	Lambersart	2001	8.1	9.1	9.4	7.9	34.5
25	LEFEBVRE Celine	Gargenville	1998	8.3	7.4	8.9	9.8	34.4
26	REBEYREL Claire	Osny	2001	7.7	9.2	8.8	8.5	34.2
27	CLAUSSE Oceane	Gargenville	2000	7.7	8.9	8.5	8.6	33.7
28	BAUDE Flavie	Marquise	1999	7.5	8.5	8.6	9.0	33.6
29	GARDE Jodie	Gargenville	2000	7.8	8.4	7.9	9.1	33.2
30	KERRIEN Julie	Gargenville	2001	6.6	6.8	6.9	9.8	30.1
31	TAFFIN Mélanie	Osny	2000	0.0	9.6	8.7	10.0	28.3
32	ROUTIER Florine	Marquise	2001	0.0	0.0	7.3	7.0	14.3
33	BORNAT Clara	Chilly Morangis	1999	0.0	0.0	0.0	0.0	0.0
	BURLION Elsa	Lambersart	1999	0.0	0.0	0.0	0.0	0.0

14. MASCULIN NIVEAU1 11 + . SA_DA (individuels)

14.1. Résultats par équipes





	Equipe	Club							Total
1	LUC gym	59--Luc gym	31.9	38.7	38.8	33.4	30.7	28.0	201.5
2	Andrésy	78--Andrésy	21.2	22.4	31.7	32.0	19.6	20.6	147.5

14.2. Résultats individuels





	Gymnaste	Equipe	Annee							Total
1	CERRI Constantin	LUC gym	1996	10.5	12.8	12.8	11.3	10.4	8.4	66.2
2	PLANCQ Arthur	LUC gym	1998	13.4	7.8	12.3	11.0	10.0	8.7	63.2
3	PASTEN Jonathan	Andrésy	1985	12.5	10.1	13.3	10.9	6.6	8.2	61.6
4	DELGATTE Pierre	LUC gym	1988	8.0	10.1	12.9	11.1	7.2	9.5	58.8
5	MIRA Jeremy	Andrésy	1998	8.7	7.4	10.5	10.2	5.8	4.7	47.3
6	ROELANDTS Nicolas	LUC gym	1981	0.0	13.5	13.1	0.0	10.3	9.8	46.7
7	GHALMI Mathieu	Andrésy	1989	0.0	4.9	7.9	10.9	7.2	7.7	38.6
8	GUEX Franck	LUC gym	1983	0.0	12.4	0.0	0.0	6.4	8.0	26.8
9	BENKEROUFA Mehdi	Andrésy	1992	0.0	0.0	0.0	0.0	0.0	0.0	0.0
	MATUSSIÈRE Prosper	Andrésy	1989	0.0	0.0	0.0	0.0	0.0	0.0	0.0

15. FEMININ NIVEAU1 11 + . SA_DA (individuels)

15.1. Résultats par équipes



	Equipe	Club					Total
1	LUC gym	59--Luc gym	30.0	33.2	34.9	36.4	134.5

15.2. Résultats individuels





	Gymnaste	Equipe	Annee					Total
1	FOORT Valentine	LUC gym	1989	11.0	12.2	12.5	12.4	48.1
2	BEAUCAMP Emilie	LUC gym	1998	9.1	11.3	11.2	12.2	43.8
3	VALENCOURT Laurie	LUC gym	1992	9.9	9.7	11.2	11.8	42.6
4	ROMON Noemie	LUC gym	1997	0.0	0.0	0.0	0.0	0.0

16. FEMININ NIVEAU4 14-18 ans . SA_DA (individuels)

16.1. Résultats par équipes

	Equipe	Club					Total
1	Douai	59--Douai	27.9	35.0	32.8	32.6	128.3
2	Chilly Morangis	91--Cgmc	27.0	34.5	33.1	32.9	127.5
3	A. Dreux	28--Alliance de dreux gymnastique	27.4	34.0	32.7	32.6	126.7
4	Annet sur marne	77--Annet sur marne	27.2	33.2	33.4	32.3	126.1
5	Bailleul	59--Avenir de bailleul	27.3	33.4	31.8	33.1	125.6
6	Plaisir	78--Etoile gymnique plaisiroise	25.6	33.3	32.7	31.6	123.2
7	Cysoing	59--Progres cysonien	26.5	33.0	30.8	32.7	123.0
8	Voisins	78--Voisins	27.9	32.6	30.6	31.8	122.9
9	Conflans	78--PLM C Gym	26.9	34.1	29.7	31.6	122.3
10	Yerres	91--Gym club yerrois	25.8	32.9	30.5	31.2	120.4
11	Andrésy	78--Andrésy	24.9	32.7	31.7	30.4	119.7
12	Halluin	59--Halluin	27.2	31.4	29.1	30.4	118.1

16.2. Résultats individuels

	Gymnaste	Equipe	Annee					Total
1	BARAKA AMINA	Douai	2000	10.2	12.0	10.7	11.5	44.4
2	GREUILLET Meghan	Chilly Morangis	1999	9.2	11.5	11.4	11.1	43.2
3	DRIEUX Solène	Annet sur marne	2000	9.4	11.4	11.1	10.9	42.8
4	VARSVAUX Emma	Chilly Morangis	2000	9.2	11.6	11.0	10.9	42.7
5	POTTIN Cassandre *	Plessis paté 1 (indiv) (indiv)	2001	9.1	11.5	11.1	10.9	42.6
6	ROBILLARD Julie	Douai	2000	9.2	11.6	11.0	10.7	42.5
7	COLLET Célya	A. Dreux	2001	9.1	11.4	11.2	10.7	42.4
8	KUCIA Sabrina	A. Dreux	2001	9.2	11.7	10.5	10.9	42.3
9	BECAERT Lucy	Bailleul	2001	8.8	11.2	10.9	11.3	42.2
10	LOUVET Marie	Voisins	1998	9.4	11.2	10.4	10.7	41.7
11	BLANC Chloë	Annet sur marne	2000	8.6	11.1	11.3	10.5	41.5
	LEFEBVRE Elodie	Annet sur marne	2001	9.1	10.7	11.0	10.7	41.5
13	SZLAPKA Elysa	Bailleul	2001	9.0	11.1	10.4	10.9	41.4
14	CATIEAU Naomi	Bailleul	1999	9.3	10.5	10.5	10.9	41.2
15	EGGER Eleonore	Conflans	1998	8.8	11.3	10.2	10.7	41.0
	DELCOURT Clara	Cysoing	2000	9.0	11.1	10.2	10.7	41.0
	RINGOT Anaïs	Bailleul	2000	9.0	11.1	10.3	10.6	41.0
	COUILLEZ Valentine	Douai	2001	8.5	11.0	11.1	10.4	41.0
19	COUSTOU Marion	A. Dreux	2001	9.1	10.6	10.4	10.8	40.9
20	GEILING Francesca	Plaisir	1998	8.8	10.3	11.2	10.5	40.8
	THOREZ Aimie	Halluin	1999	9.4	10.8	10.1	10.5	40.8
22	COLLEONI Chloe	Conflans	1997	9.1	11.7	10.1	9.8	40.7
23	LEITAO Clélia	Chilly Morangis	2001	8.3	11.4	9.8	10.9	40.4
	PARC Amelie *	Champs sur marne 1 (indiv) (indiv)	1999	9.4	11.8	11.3	7.9	40.4
25	LEBOUDEC Léa	Voisins	1999	9.3	10.3	10.2	10.5	40.3
26	GIRARDIN Marion	Chilly Morangis	2001	8.6	10.9	10.7	10.0	40.2
	LELIEVRE Jeane	Cysoing	2001	8.3	10.7	10.5	10.7	40.2
28	TRELLU Aline	Plaisir	1998	8.0	10.8	10.7	10.6	40.1
	NOTTER Cerise	Cysoing	2001	8.5	10.7	10.1	10.8	40.1







30	CANDAS Camille	Yerres	2000	8.6	10.3	10.2	10.6	39.7
	BOUCAU Charlotte	Cysoing	2000	9.0	11.2	8.3	11.2	39.7
32	DAVIN Chloe	Andrésy	2000	8.8	10.2	10.3	10.2	39.5
33	BOILEAU Solène	Voisins	1999	9.2	9.8	9.8	10.6	39.4
	BOUTIQUE Alyzée	Voisins	2000	8.8	11.1	10.0	9.5	39.4
35	BEATRIZ Léa	Conflans	1998	9.0	11.1	9.0	10.2	39.3
	CHEURFI Soumeya	Halluin	1998	9.3	10.5	9.9	9.6	39.3
37	ROBINE Pauline	Yerres	2000	8.2	10.4	10.4	10.0	39.0
38	METEL Louise	Douai	1999	7.5	11.4	10.5	9.5	38.9
	BRISSE Jeanne	Andrésy	2001	7.8	10.7	10.2	10.2	38.9
40	SALMONT Pauline	Conflans	1998	8.5	11.1	9.4	9.8	38.8
	POIRIER Margaux	Yerres	2001	8.0	11.1	9.2	10.5	38.8
42	MONACO Océane	Yerres	1998	9.0	9.9	9.9	9.9	38.7
43	DEBAH Lilya	Plaisir	1998	8.1	11.0	9.4	10.1	38.6
	CLOIX Zoé	Yerres	2000	8.0	11.4	9.1	10.1	38.6
	DI MARTINO Romane	Annet sur marne	1999	8.7	9.2	10.0	10.7	38.6
46	GADEYNE Coline	Halluin	2000	8.5	10.1	9.1	10.3	38.0
47	LAURIN Fanny	Plaisir	1998	8.7	9.0	9.7	10.5	37.9
48	GAUTHIER Marie	Andrésy	2001	7.9	10.6	9.9	9.4	37.8
49	LECOMPTE Margot	Chilly Morangis	2001	8.3	11.0	7.2	10.7	37.2
	REBOUL Valentine	Voisins	1999	9.1	8.7	9.0	10.4	37.2
51	BLANCHARD Mathilde	Andrésy	2000	7.3	10.8	8.2	10.0	36.3
52	COLLEONI Clara	Conflans	1999	8.5	10.5	6.5	10.7	36.2
53	VANHEE Justine	Cysoing	1999	8.0	9.6	9.0	9.0	35.6
54	FILIATRE Maelie	Andrésy	1999	8.2	11.2	11.2	0.0	30.6
55	ORECCHIA Floriane	A. Dreux	1999	8.3	0.0	8.2	10.9	27.4
56	LE CAM Nina	Plaisir	1998	0.0	11.5	10.8	0.0	22.3
57	POTDEVIN Léna	A. Dreux	1999	0.0	10.9	11.0	0.0	21.9
58	PEREIRA DE REZENDE Catheline	Halluin	1997	0.0	0.0	0.0	0.0	0.0

17. MASCULIN NIVEAU3 9-14 ans . SA_DA (individuels)

17.1. Résultats par équipes

	Equipe	Club							Total
--	--------	------	---	---	--	---	---	---	-------

17.2. Résultats individuels







	Gymnaste	Equipe	Anne e							Total
1	SABUCO Thomas *	Andrésy 1 (indiv) (indiv)	2005	11.6	6.3	7.8	10.3	8.7	3.1	47.8

18. MASCULIN NIVEAU6 11 + . SA_DA (individuels)

18.1. Résultats par équipes

	Equipe	Club							Total
1	Calais	62--Etoile de Calais	37.0	35.6	36.4	31.0	37.5	37.7	215.2

18.2. Résultats individuels

	Gymnaste	Equipe	Anne e							Total
1	DUCLOY Thomas	Calais	2000	8.9	9.2	9.3	8.8	9.5	9.8	55.5
2	LEROY Mahys	Calais	2001	9.2	8.4	9.1	7.5	9.4	9.3	52.9
3	LETREN Areis	Calais	2000	9.0	8.2	9.1	7.6	9.1	9.5	52.5
4	LOUISON Leo	Calais	2001	9.4	9.1	8.8	7.1	9.5	8.5	52.4
5	HUTEAU Florian	Calais	2000	9.4	8.9	8.9	6.9	8.5	9.1	51.7
6	CAUX Owen *	Fives 1 (indiv) (indiv)	2004	8.6	6.6	7.3	6.8	8.0	7.9	45.2
7	FRANCOIS Louis	Calais	2001	0.0	0.0	0.0	0.0	0.0	0.0	0.0