









Résultats de la compétition
Compétition Départementale
Tours Gymnastique Club
23 et 24 Janvier 2016

1. FEMININ NIVEAU8 7-8 ans . SA_DA (individuels)

1.1. Résultats par équipes



	Equipe	Club					Total
1	Artannes 1	ARTANNES	24.7	36.3	37.4	36.7	135.1
2	SAS 1	SAINT-AVERTIN	23.1	34.9	33.9	26.9	118.8

1.2. Résultats individuels





	Gymnaste	Equipe	Annee					Total
1	DAVID Maelle	Artannes 1	2008	6.4	9.2	9.2	9.5	34.3
2	NEAU-MORIN Capucine	Artannes 1	2007	5.7	9.1	9.3	9.3	33.4
3	DIAS Apolline	Artannes 1	2008	6.1	9.0	9.4	8.8	33.3
	FRANCO Angela	Artannes 1	2008	6.2	9.0	9.2	8.9	33.3
5	BEAUVAIS-MESRINE Lily	Artannes 1	2008	6.0	8.2	9.5	9.0	32.7
6	LEROY Manon	SAS 1	2007	6.2	9.1	9.1	7.0	31.4
7	ARMAND Maroussia	SAS 1	2007	6.0	8.8	8.5	6.8	30.1
8	LOPEZ Clara	SAS 1	2007	5.4	8.1	8.5	6.9	28.9
9	CABOT Albane	SAS 1	2008	5.5	8.9	7.8	6.2	28.4
10	CECCALDI-BONNENFANT Satine	Artannes 1	2007	0.0	0.0	0.0	0.0	0.0
	BRIQUET Roxane	SAS 1	2007	0.0	0.0	0.0	0.0	0.0
	LEK Jade	SAS 1	2008	0.0	0.0	0.0	0.0	0.0

2. FEMININ NIVEAU8 7-10 ans . SA_DA (individuels)

2.1. Résultats par équipes

	Equipe	Club					Total
1	Chanceaux 1	CHANCEAUX SUR CHOISILLE	26.6	34.5	33.6	35.4	130.1
2	Artannes 2	ARTANNES	24.6	34.5	33.8	35.6	128.5
3	Bléré 1	BLERE	25.5	35.6	31.0	35.5	127.6
4	Artannes 1	ARTANNES	25.8	35.6	29.9	35.1	126.4
5	SAS 2	SAINT-AVERTIN	25.0	34.0	30.9	36.1	126.0
6	Esvres 1	ESVRES	24.0	35.9	29.8	36.0	125.7
7	SAS 1	SAINT-AVERTIN	25.9	35.9	30.3	33.3	125.4
8	Luynes 1	LUYNES	26.3	33.4	29.0	35.8	124.5
9	TGC 1	TOURS	24.2	33.5	30.8	35.8	124.3
10	Chanceaux 2	CHANCEAUX SUR CHOISILLE	23.1	33.0	31.1	35.5	122.7
11	SAS 3	SAINT-AVERTIN	21.9	32.3	29.3	34.8	118.3
12	Luynes 2	LUYNES	24.7	33.4	26.8	31.7	116.6

2.2. Résultats individuels


	Gymnaste	Equipe	Annee					Total
1	FAUDEVET Cassie	TGC 1	2005	6.7	8.9	8.5	8.9	33.0
2	RAOULAS Manon	TGC 1	2007	6.0	9.0	8.7	9.1	32.8
3	GUERANGER Manon	Bléré 1	2005	6.5	9.3	8.5	8.4	32.7
4	BARRAULT Pauline	SAS 3	2006	6.2	8.7	8.4	9.3	32.6
5	POPIN Gersendre	SAS 1	2007	6.9	9.1	8.1	8.2	32.3
6	NADAUD Kessy	Artannes 2	2007	6.1	8.7	8.5	8.9	32.2
	LANNEAU Eléa	Chanceaux 1	2006	5.9	8.6	9.0	8.7	32.2
	KLEIN Léandra	SAS 2	2006	5.8	8.7	8.3	9.4	32.2
9	LHOTE Mila	Esvres 1	2006	6.4	8.9	7.7	9.1	32.1
10	HERSARD Inès	Luynes 1	2005	7.0	8.3	7.8	8.9	32.0
11	LECOINQUE Manon	Artannes 2	2007	5.9	8.5	8.4	9.1	31.9
	ERNOUX Lou	Chanceaux 1	2007	6.3	8.4	8.4	8.8	31.9
13	JARIES Ambre	Artannes 1	2005	6.3	8.6	8.1	8.8	31.8
	SUREAU Lalie	Chanceaux 2	2006	6.0	8.0	8.6	9.2	31.8
	SOARES Laura	SAS 2	2007	6.5	8.4	8.1	8.8	31.8
16	CARLIN Anais	Chanceaux 1	2006	7.0	7.9	8.5	8.3	31.7
	VIDAL Margaux	Chanceaux 1	2005	6.6	8.8	7.1	9.2	31.7
18	RICHE Julie	Esvres 1	2007	5.8	9.1	7.9	8.8	31.6
19	DACHER-LEBERT Cloé	Artannes 2	2006	6.4	8.6	8.2	8.3	31.5
	PIRODDI Angelina	Chanceaux 2	2006	6.3	8.2	8.4	8.6	31.5
21	THAUVY Camille	Artannes 2	2007	5.5	8.6	8.7	8.6	31.4
	COTARD Maya	SAS 1	2006	7.0	9.0	7.0	8.4	31.4
23	FEAU-HUET Léa	Luynes 1	2006	6.5	8.6	7.2	9.0	31.3
	NEVEU Imaia	Luynes 2	2007	6.0	8.6	7.5	9.2	31.3
25	HARDION Lola	Bléré 1	2006	6.6	8.2	8.1	8.3	31.2
	VAULOUP Elina	Bléré 1	2005	6.3	8.7	7.0	9.2	31.2
	DESTOUCHES Emilie	Chanceaux 1	2006	6.7	8.1	7.7	8.7	31.2
28	MAUXION Chloé *	Artannes 1	2005	5.9	8.2	8.2	8.8	31.1
29	DE CARVALHO Elisa	SAS 1	2006	6.0	8.9	7.4	8.7	31.0
30	BARRANGER Camille	Artannes 1	2006	6.1	8.1	7.9	8.8	30.9

	BEAUVAIS Annaelle	Esvres 1	2008	5.9	9.1	6.8	9.1	30.9
32	MAGNIER Chloé	Artannes 2	2006	5.8	8.6	7.6	8.8	30.8
33	BENDER Maddy	Artannes 1	2005	6.2	9.0	6.8	8.7	30.7
	DESVIGNES Léonie	SAS 2	2006	6.8	8.0	6.9	9.0	30.7
35	DUBOIS Noémie	Bléré 1	2006	6.1	8.6	7.2	8.7	30.6
	GANDOUIN Louise	Luynes 1	2005	6.6	7.9	7.3	8.8	30.6
	GIBOUREAU-CHOISNE Emeline	Luynes 1	2005	6.2	8.6	6.7	9.1	30.6
	LACUEILLE Apolline	SAS 1	2005	5.9	8.9	7.8	8.0	30.6
39	MADIER Slovène	Bléré 1	2006	5.6	8.7	7.2	9.0	30.5
40	SABOUREUX Inès	Artannes 1	2007	6.9	8.9	7.1	7.5	30.4
	CONDESSA Sara	SAS 2	2007	5.9	8.4	7.6	8.5	30.4
42	MICHEL Lilou	Chanceaux 2	2006	5.7	8.3	7.0	9.2	30.2
43	JAMIN Elsa	Chanceaux 1	2006	5.6	8.7	7.0	8.7	30.0
44	ROYER Alicia	Esvres 1	2005	5.9	8.0	7.3	8.7	29.9
	LEFUR Léonie	SAS 2	2006	5.7	8.5	6.8	8.9	29.9
46	ESPERET Jeanne	Luynes 2	2007	5.4	8.1	7.1	9.2	29.8
47	PRIGENT Anouk *	Bléré 1	2005	5.7	7.9	8.5	7.5	29.6
48	SUPPLIGEAU Lisa	Bléré 1	2005	5.7	8.9	6.1	8.6	29.3
49	GIBOUREAU Camille	SAS 2	2008	5.7	8.2	6.9	8.4	29.2
50	NEEL Mailys	Artannes 2	2006	6.2	7.5	6.6	8.8	29.1
51	IKHIYATANE Inès	Esvres 1	2008	5.7	8.0	6.6	8.7	29.0
	WUILLAUME Agathe	TGC 1	2007	5.6	7.9	6.8	8.7	29.0
53	MARTINAT Roxanne	SAS 3	2005	5.3	8.5	6.8	8.2	28.8
54	ALVAREZ-LALANNE Anya	Chanceaux 2	2007	5.1	8.2	7.1	8.3	28.7
55	HYPOLITE Manon	Artannes 1	2006	6.4	9.1	4.3	8.8	28.6
	LE CAM Emie	SAS 1	2006	6.0	8.8	6.4	7.4	28.6
	TRAN Carole	TGC 1	2008	5.4	7.7	6.7	8.8	28.6
58	MATHIEU-BRIGOU Astrid	SAS 3	2007	5.2	7.6	6.9	8.6	28.3
59	BEAUDOUIN Aina	Luynes 2	2007	5.9	7.2	6.3	8.8	28.2
	GALPIN Valentine	TGC 1	2007	5.3	7.5	6.8	8.6	28.2
61	MOREAU Mailyne	Chanceaux 2	2005	4.9	8.3	6.2	8.5	27.9
62	GUESPIN Eloise	SAS 3	2006	5.2	7.5	6.4	8.7	27.8
63	CORTES LONDONO Luna	TGC 1	2007	5.9	7.6	5.1	9.0	27.6
64	GIRET Mathilde	Artannes 1	2006	6.0	8.5	5.1	7.6	27.2
65	LAUMONIER Jade	SAS 3	2006	5.1	7.1	7.2	7.0	26.4
66	PARC Rose-Anne	Luynes 2	2006	6.7	8.1	5.9	4.2	24.9
67	VEZIN Lise	Esvres 1	2005	0.0	8.8	6.9	9.0	24.7
68	BOLEVE-GERBIER Zoé	Luynes 2	2007	6.1	8.6	3.6	4.5	22.8
69	BEAUVAIS Léa *	SAS 2	2007	0.0	9.1	0.0	0.0	9.1
70	2 *	Artannes 1	0	0.0	0.0	0.0	0.0	0.0
	3 *	Artannes 1	0	0.0	0.0	0.0	0.0	0.0
	4 *	Artannes 1	0	0.0	0.0	0.0	0.0	0.0
	5 *	Artannes 1	0	0.0	0.0	0.0	0.0	0.0
	6 *	Artannes 1	0	0.0	0.0	0.0	0.0	0.0
	2 *	Bléré 1	0	0.0	0.0	0.0	0.0	0.0
	3 *	Bléré 1	0	0.0	0.0	0.0	0.0	0.0
	4 *	Bléré 1	0	0.0	0.0	0.0	0.0	0.0
	5 *	Bléré 1	0	0.0	0.0	0.0	0.0	0.0
	6 *	Bléré 1	0	0.0	0.0	0.0	0.0	0.0
	KERSON Lilou	Chanceaux 2	2005	0.0	0.0	0.0	0.0	0.0
	NEVEU Liloa	Luynes 1	2005	0.0	0.0	0.0	0.0	0.0
	6	Luynes 1	0	0.0	0.0	0.0	0.0	0.0
	MERCIER Lilou	Luynes 2	2006	0.0	0.0	0.0	0.0	0.0
	DENIS Louise	SAS 1	2006	0.0	0.0	0.0	0.0	0.0
	2 *	SAS 2	0	0.0	0.0	0.0	0.0	0.0
	3 *	SAS 2	0	0.0	0.0	0.0	0.0	0.0





4 *	SAS 2	0	0.0	0.0	0.0	0.0	0.0
5 *	SAS 2	0	0.0	0.0	0.0	0.0	0.0
6 *	SAS 2	0	0.0	0.0	0.0	0.0	0.0
BIRON Juline	SAS 3	2005	0.0	0.0	0.0	0.0	0.0

3. FEMININ NIVEAU8 7-12 ans . SA_DA (individuels)

3.1. Résultats par équipes

	Equipe	Club					Total
1	Bléré 1	BLERE	22.4	35.8	33.8	35.8	127.8
2	Chanceaux 3	CHANCEAUX SUR CHOISILLE	24.3	34.8	33.5	33.3	125.9
3	SAS 2	SAINT-AVERTIN	25.4	35.3	32.2	32.5	125.4
4	Esvres 1	ESVRES	22.4	33.8	34.4	31.8	122.4
5	Chanceaux 2	CHANCEAUX SUR CHOISILLE	23.3	35.1	33.9	29.6	121.9
6	Luyes 2	LUYNES	23.1	33.4	33.4	31.7	121.6
7	Chanceaux 1	CHANCEAUX SUR CHOISILLE	23.6	34.6	29.6	30.9	118.7
8	GSR 2	CHATEAU-RENAULT	23.3	34.8	30.3	27.3	115.7
9	GSR 1	CHATEAU-RENAULT	23.7	33.1	31.1	27.3	115.2
10	Luyes 1	LUYNES	21.7	29.4	27.6	32.2	110.9
11	SAS 1	SAINT-AVERTIN	16.8	32.3	29.1	29.2	107.4





3.2. Résultats individuels

	Gymnaste	Equipe	Annee					Total
1	TILLOUX Sarah	Bléré 1	2004	6.3	9.0	8.5	8.8	32.6
2	FUZEAU Typhanie	Bléré 1	2004	5.2	9.3	8.6	9.0	32.1
3	PALAMON Jilliane	Chanceaux 3	2007	6.1	8.9	8.1	8.9	32.0
4	SANTOS PIRES Sarah	Esvres 1	2006	5.8	8.9	9.1	8.0	31.8
	LEBEAUPIN Mélodie	SAS 2	2005	6.4	8.8	8.3	8.3	31.8
6	RIOS Claire	Bléré 1	2004	5.3	9.0	8.2	9.1	31.6
7	CHATAIGNIER Elise	Chanceaux 3	2007	5.9	8.5	8.7	8.4	31.5
	JACQUES Chloé	SAS 2	2006	6.8	9.5	7.1	8.1	31.5
9	CARTIER Anais	Chanceaux 3	2007	5.8	8.7	8.9	8.0	31.4
10	TESTON Aline	Chanceaux 2	2004	5.7	9.4	8.6	7.6	31.3
	LEPRON Emilie	Luyes 2	2004	5.7	8.8	8.7	8.1	31.3
12	VIGNAU Orlane	Luyes 2	2003	6.1	8.2	8.7	8.2	31.2
13	PASCAL Océane	Bléré 1	2003	5.3	8.5	8.3	8.9	31.0
14	ORTEGA Anaëlle	Chanceaux 2	2004	6.0	8.6	8.4	7.9	30.9
15	MORIN Lili	Chanceaux 3	2004	6.3	8.7	7.8	8.0	30.8
16	CHIRON Margaux	Bléré 1	2003	5.5	8.5	8.4	8.3	30.7
	VENDRIX Josépha	SAS 1	2004	6.0	8.3	8.1	8.3	30.7
18	FLAMENT Juliette	SAS 2	2005	6.0	7.9	8.6	7.9	30.4
19	CHANDARD Solyne	Esvres 1	2004	5.7	8.4	8.1	8.1	30.3
20	NEUVY Elise	GSR 1	2003	6.1	8.7	8.5	6.9	30.2
21	COSNARD-LERAT Noahnn	Esvres 1	2006	5.5	7.5	8.7	8.3	30.0
22	TIBERI Jade	Chanceaux 1	2003	5.7	8.8	7.5	7.8	29.8
	LABESSE Julie	Chanceaux 2	2004	5.4	8.5	8.8	7.1	29.8
24	POINTEAU Lou-Anne	Chanceaux 1	2005	6.0	8.7	6.9	8.1	29.7
25	LANGRAND Chloé	Chanceaux 1	2006	5.9	8.6	7.6	7.5	29.6
26	AYMARD Noa	GSR 2	2005	5.3	8.7	7.5	8.0	29.5
27	REY Chloé	Chanceaux 1	2003	5.8	8.5	7.6	7.5	29.4
28	BOUHOURS Laurine	GSR 2	2005	5.8	7.9	7.9	7.7	29.3
29	GARNIER Ines	Chanceaux 2	2005	5.4	8.6	8.1	7.0	29.1
30	LEHOUX Cassandra	GSR 1	2005	5.8	7.9	7.8	7.4	28.9





31	ANZIL Camille	Esvres 1	2006	5.4	7.3	8.5	7.4	28.6
	FLEURIOU Laurane	Luynes 2	2004	5.9	8.2	8.0	6.5	28.6
33	NERRIERE Jessie	GSR 2	2006	5.8	9.1	7.5	5.8	28.2
34	DORMIEU-PELE Candice	Luynes 1	2005	5.4	6.5	7.8	8.4	28.1
	GERME Alice *	SAS 2	2005	6.3	8.5	5.8	7.5	28.1
36	FORT Coline	Chanceaux 2	2004	6.2	7.6	7.4	6.8	28.0
	GUILLAUME Charlotte	SAS 2	2004	6.2	5.4	8.2	8.2	28.0
38	AUPERE Lisa	Chanceaux 3	2007	6.0	8.3	5.6	8.0	27.9
	ROSSIGNOL Sarah	GSR 1	2003	5.7	8.4	7.1	6.7	27.9
	EXCOFFON Zoé	GSR 2	2007	5.9	9.1	7.4	5.5	27.9
41	THEVENETTE Julie	GSR 1	2005	5.6	8.1	7.7	6.3	27.7
42	DEBEUF Ines	Luynes 1	2006	5.2	7.3	7.6	7.2	27.3
43	GERVOIS Maelys	Luynes 1	2005	5.3	7.8	6.5	7.6	27.2
44	BURGHGRAEVE Chloé	Chanceaux 1	2004	5.9	7.5	6.5	7.0	26.9
45	FATTOUH Pauline	Luynes 1	2004	5.5	7.8	5.2	8.3	26.8
46	RUFFIN Lilou	GSR 2	2003	5.8	7.7	7.1	5.8	26.4
	COURONNE Maéva	SAS 1	2005	5.2	7.8	8.1	5.3	26.4
48	IMBERT Ninon	Luynes 1	2004	5.5	6.4	5.7	7.9	25.5
	GOURDAUX Romane	Luynes 2	2004	5.4	7.5	5.5	7.1	25.5
	POSTIC Manon	SAS 1	2004	5.6	8.1	6.1	5.7	25.5
51	COMBE Juliette	Chanceaux 2	2005	5.4	8.5	6.4	5.1	25.4
52	FAUVERGUE Zoé	Luynes 2	2003	0.0	8.2	8.0	8.3	24.5
53	PINARD Jeanne	GSR 1	2006	6.1	6.7	5.6	5.8	24.2
54	MALATERRE Alice	SAS 1	2005	0.0	8.1	6.1	8.3	22.5
55	DECOUARD Clara	SAS 2	2004	0.0	9.1	6.0	7.3	22.4
56	PARIZE Léonie	SAS 2	2004	0.0	7.8	5.9	7.2	20.9
57	ENGELVIN Blanche	Luynes 1	2004	5.2	2.4	5.5	7.6	20.7
58	DE MAGALHAES Anais	SAS 1	2005	0.0	6.0	6.8	6.9	19.7
59	GUIDARD-DUPOUIS Melissandre	Esvres 1	2007	0.0	9.0	0.0	0.0	9.0
60	RIFFAULT-MAURICE Orlane	Bléré 1	2005	0.0	0.0	0.0	0.0	0.0
	GIRARD Mikela *	Bléré 1	2006	0.0	0.0	0.0	0.0	0.0
	2 *	Bléré 1	0	0.0	0.0	0.0	0.0	0.0
	3 *	Bléré 1	0	0.0	0.0	0.0	0.0	0.0
	4 *	Bléré 1	0	0.0	0.0	0.0	0.0	0.0
	5 *	Bléré 1	0	0.0	0.0	0.0	0.0	0.0
	6 *	Bléré 1	0	0.0	0.0	0.0	0.0	0.0
	DUBOIS Angèle	Chanceaux 1	2003	0.0	0.0	0.0	0.0	0.0
	HAUDRY May-Li	Chanceaux 3	2006	0.0	0.0	0.0	0.0	0.0
	MORIN Chloé	GSR 1	2005	0.0	0.0	0.0	0.0	0.0
	LAMBERT Léia	GSR 2	2004	0.0	0.0	0.0	0.0	0.0
	HUBIER Margaux *	Luynes 1	2004	0.0	0.0	0.0	0.0	0.0
	2 *	Luynes 1	0	0.0	0.0	0.0	0.0	0.0
	3 *	Luynes 1	0	0.0	0.0	0.0	0.0	0.0
	4 *	Luynes 1	0	0.0	0.0	0.0	0.0	0.0
	5 *	Luynes 1	0	0.0	0.0	0.0	0.0	0.0
	6 *	Luynes 1	0	0.0	0.0	0.0	0.0	0.0
	6	Luynes 2	0	0.0	0.0	0.0	0.0	0.0
	6	SAS 1	0	0.0	0.0	0.0	0.0	0.0
	2 *	SAS 2	0	0.0	0.0	0.0	0.0	0.0
	3 *	SAS 2	0	0.0	0.0	0.0	0.0	0.0
	4 *	SAS 2	0	0.0	0.0	0.0	0.0	0.0
	5 *	SAS 2	0	0.0	0.0	0.0	0.0	0.0
	6 *	SAS 2	0	0.0	0.0	0.0	0.0	0.0
	ROCHEREAU Laurine *	ESVRES 1	2006	0.0	0.0	0.0	0.0	0.0
	SENECAL Paloma *	ESVRES 1	2003	0.0	0.0	0.0	0.0	0.0

4. FEMININ NIVEAU8 11 + . SA_DA (individuels)

4.1. Résultats par équipes

	Equipe	Club					Total
1	GSM 1	MONTS	17.5	30.2	16.6	18.4	82.7

4.2. Résultats individuels

	Gymnaste	Equipe	Annee					Total
1	DARLY Doriane	GSM 1	2002	5.7	8.2	5.9	4.1	23.9
2	FORESTIER Pauline	GSM 1	2002	6.1	6.2	2.7	6.0	21.0
3	LECOQ Ema	GSM 1	2004	5.7	7.7	3.8	3.6	20.8
4	GENTY Eva	GSM 1	2001	0.0	8.1	4.2	4.7	17.0
5	BELTRI Charlotte	GSM 1	2000	0.0	0.0	0.0	0.0	0.0
	GEORGET Chloé	GSM 1	2003	0.0	0.0	0.0	0.0	0.0