

Résultats de la compétition
Régional filière nationale
La Tour du Pin
24 et 25 mars 2018

1. FEMININ NIVEAU3 11 + . SA_DA (individuels)

1.1. Résultats par équipes

	Equipe	Club					Total
1	Romans	26--Avenir de Romans	33.0	38.3	38.3	36.4	146.0
2	Jonage	69--E.S.J gymnastique artistique	34.5	37.0	35.5	38.0	145.0
3	Anse	69--Jeunesse Ansoise	33.0	34.5	36.8	36.7	141.0
4	St Genis les Ollières	69--Entente St Genoise	32.9	36.6	32.8	35.7	138.0
5	Vaugneray	69--Union sportive de l'ouest lyonnais	31.6	35.4	34.8	35.0	136.8
6	Vénissieux	69--CMO Vénissieux	31.6	32.6	35.9	36.3	136.4
	Echirolles AL	38--Echirolles Amicale Laique Gym	31.9	33.3	35.1	36.1	136.4
8	Riorges	42--Olympique riorges gymnastique	32.4	34.5	33.8	34.2	134.9
9	Amplepuis	69--La fraternelle	30.7	34.2	34.8	33.9	133.6
10	Boen AL 1	42--Amicale laiue de Boen	31.2	33.7	32.7	35.5	133.1
11	La Tour du Pin	38--L'alerte gymnastique la Tour du Pin	31.3	33.1	34.8	32.8	132.0
12	Loriol	26--Groupe omnisports Loriolais	31.2	32.7	30.8	36.6	131.3
13	Savigny	69--A.S.C Savigny	31.5	32.8	30.8	33.8	128.9
14	Givors	69--Independante Givors	30.9	33.9	31.7	31.8	128.3





1.2. Résultats individuels

	Gymnaste	Equipe	Annee					Total
1	VIOSSAT JUSTINE	Romans	2004	11.9	13.1	12.9	12.2	50.1
2	JAUMONET MARIE	Jonage	1991	11.0	12.3	12.0	12.8	48.1
3	CLOUVEL FANNY	Anse	2001	11.2	11.5	12.0	13.1	47.8
4	DE CIANTIS LENA	Jonage	1999	11.7	12.2	11.6	12.1	47.6
5	LOUÉ JULIE	Jonage	1999	11.8	10.5	11.9	13.1	47.3
6	CANTALUPPI CLEMENTINE	Vénissieux	1998	10.6	11.5	12.1	12.6	46.8
7	DEPALMA MAELLE	Echirolles AL	1991	10.7	11.3	11.9	12.8	46.7
8	HERAUD ALEXIA	Anse	2001	11.2	12.0	11.5	11.9	46.6
	VIGANNE CHLOE	Riorges	2000	11.4	12.1	12.0	11.1	46.6
10	BADOR CHARLINE	Vaugneray	1992	10.2	12.3	12.3	11.7	46.5
	SERVEAU MORGANE	Romans	1998	10.8	10.2	12.4	13.1	46.5
12	FARJOT ILONA	Amplepuis	2005	10.7	11.8	12.5	11.1	46.1
13	PELIN LAURA	Givors	1994	10.5	12.1	11.4	11.9	45.9
	GUENARD CADINE *	Chaponnay 1 (indiv) (indiv)	1998	10.5	12.1	12.0	11.3	45.9
15	BREHIN MARGAUX	Vaugneray	1991	10.2	12.4	11.4	11.8	45.8
	ROLLAND CAMILLE	Echirolles AL	1995	10.4	10.9	12.7	11.8	45.8
	LOPEZCOEURDEVEY LISON	St Genis les Ollières	2003	10.9	11.7	10.8	12.4	45.8
18	BOUSAHLA MYRIAM	Vénissieux	2001	10.8	10.5	12.0	12.2	45.5
19	FREMONT NOEMIE	St Genis les Ollières	1996	11.4	12.1	10.0	11.8	45.3
20	MAURINES ROXANNE	Anse	1998	10.5	10.8	12.0	11.7	45.0
21	GUERREIRO CARLA INES	Loriol	2001	10.3	12.2	10.5	11.8	44.8
	ROUSSET ZOE	Romans	2002	10.3	12.0	11.6	10.9	44.8
23	DE SOUSA FERREIRA CARINE	Jonage	1994	10.3	12.5	11.4	10.2	44.4
24	GRANGE MATHILDE	Riorges	1998	10.1	11.7	10.6	11.9	44.3
25	MADINIER ABYGAELE	Anse	1998	10.6	10.7	11.7	11.2	44.2





	CURMI NOEMI	Vaugneray	1997	11.2	10.7	11.1	11.2	44.2
	VALETTE AURORE	St Genis les Ollières	2000	10.6	12.7	9.4	11.5	44.2
28	FAGOT REVURA JUSTINE	Romans	2004	10.2	10.3	12.5	11.1	44.1
	CELESTINE SHARONE *	St Priest (indiv) (indiv)	1998	10.5	11.0	11.1	11.5	44.1
30	KOHLER ENOLA	La Tour du Pin	2003	10.1	10.2	11.6	11.9	43.8
31	N GAGUE ANNE-LAURE	Amplepuis	2002	10.0	10.7	11.4	11.6	43.7
	BALVAY LUCILE	St Genis les Ollières	1996	10.6	11.2	10.7	11.2	43.7
33	RAY JOHANNA	Anse	2000	9.8	11.0	12.8	9.9	43.5
34	LEFEBVRE SOLENE	Echirrolles AL	1995	10.8	11.1	10.0	11.5	43.4
35	CASTALDO LAURA	Vénissieux	1998	10.2	9.7	11.8	11.5	43.2
36	CLAIR LAURA	Loriol	2000	10.0	10.8	9.9	12.2	42.9
	GERTOU MANON	Savigny	2000	11.0	10.7	8.8	12.4	42.9
38	DE PARSCAU VICTOIRE	La Tour du Pin	2002	10.5	12.0	9.0	11.2	42.7
	DECLERIEUX OCEANE	Vaugneray	1997	10.2	10.2	10.8	11.5	42.7
	RUFFEL FIONA	St Genis les Ollières	2002	10.2	11.8	11.3	9.4	42.7
41	BARTHOLIN LUCILE	Boen AL 1	2000	10.3	9.6	10.9	11.8	42.6
	VILLETELLE MANON	Riorges	2000	10.8	10.7	11.2	9.9	42.6
43	RABATEL JULIE	La Tour du Pin	1996	10.3	10.1	11.8	9.4	41.6
	GRAVICHE SABRINA	Savigny	1994	10.4	10.2	10.0	11.0	41.6
45	DE SOUSA CATHY	Jonage	1999	10.4	9.9	10.9	10.3	41.5
46	MULATON ORNELLA	Savigny	2001	9.9	11.3	11.2	9.0	41.4
47	DELAUCHE ANAMEE	Boen AL 1	2001	10.1	10.2	9.6	11.3	41.2
48	DONATO ALEXIA	Loriol	1997	10.2	9.7	10.4	10.5	40.8
49	DUCARRE CANDICE	Savigny	1992	10.1	10.2	9.6	10.4	40.3
50	QUILLE HARMONIE	La Tour du Pin	1989	9.1	10.9	10.5	9.7	40.2
51	PELIN AURELIE	Givors	1990	10.5	11.2	10.5	7.8	40.0
52	BLANCO KARINE	Echirrolles AL	1991	10.0	9.2	10.5	9.2	38.9
53	COUDOUR EMILIE	Boen AL 1	1999	10.8	10.5	6.9	10.3	38.5
54	REYPIN LEONIE	La Tour du Pin	2002	10.5	9.7	11.4	5.7	37.3
55	BEGUELLEL INES	Givors	1993	9.9	10.6	8.0	8.3	36.8
56	DUFOUR LAURA	Loriol	2000	10.7	3.6	9.1	12.6	36.0
57	MARANO NINON	Boen AL 1	2001	0.0	10.7	12.2	12.4	35.3
58	GIRAUD EMMA	Amplepuis	2006	0.0	10.7	10.9	11.2	32.8
59	PERRET CLEMENCE	Amplepuis	1997	10.0	10.4	10.9	0.0	31.3
60	AUPLAT LEA	Riorges	2000	10.2	0.0	9.6	11.2	31.0
61	BLANCHET CELIA	Riorges	2000	0.0	10.2	9.6	10.7	30.5
62	BEZIN CELIANE	Savigny	1999	9.9	10.8	9.2	0.0	29.9
63	ZUMARAN AURÉLIE	Romans	1985	0.0	13.2	12.9	0.0	26.1
64	KAHOUL INES	Givors	1995	9.6	0.0	5.9	9.9	25.4
65	GOUL JOHANNA	Boen AL 1	1983	0.0	12.5	8.6	0.0	21.1
66	HOUEL CHARLOTTE	Vénissieux	2001	0.0	10.6	10.4	0.0	21.0
67	MAUPAS MARION	Givors	1990	0.0	0.0	9.8	10.0	19.8
68	ROUGE MANON	Echirrolles AL	1992	0.0	9.5	10.0	0.0	19.5
69	PERRET CHLOE	Amplepuis	1994	0.0	11.7	0.0	0.0	11.7

2. FEMININ NIVEAU4 11-15 ans . SA_DA (individuels)

2.1. Résultats par équipes

	Equipe	Club					Total
1	Anse	69--Jeunesse Ansoise	33.6	37.3	35.1	37.7	143.7
2	St Rambert d Albon	26--ASCR Gym	32.3	36.4	34.6	36.6	139.9
3	Chaponnay 2	69--Chaponnay gym	31.9	36.8	34.8	36.3	139.8
4	Irigny	69--Amicale laique Irigny	31.3	37.7	33.5	36.7	139.2
5	Crolles	38--Gym et rythme Crolles	32.1	36.1	34.8	34.5	137.5
	Riorges	42--Olympique Riorges gymnastique	30.5	39.2	34.1	33.7	137.5
7	Rhodia club	38--Rhodia-Club Gymnastique	31.8	36.6	31.1	36.5	136.0
8	Loriol	26--Groupe omnisports Loriolais	31.0	36.5	33.5	33.5	134.5
9	St Genis les Ollières	69--Entente St Genoise	31.4	36.2	32.8	32.8	133.2
10	Chaponnay 1	69--Chaponnay gym	29.9	36.5	33.1	30.9	130.4





2.2. Résultats individuels

	Gymnaste	Equipe	Annee					Total
1	LE GARGAM CAMILLE	Anse	2005	11.3	12.6	12.0	12.5	48.4
2	MADELON OCÉANE	St Rambert d Albon	2004	11.3	13.0	11.1	12.5	47.9
3	DE LA FOATA ROMANE	Anse	2005	11.3	12.4	11.5	12.4	47.6
4	PONCET LILOU	Anse	2005	11.0	12.0	11.6	12.8	47.4
	BARDE ANAE	Chaponnay 2	2004	10.7	12.6	11.7	12.4	47.4
6	VELARDO LILOU	Riorges	2005	10.3	13.2	12.3	11.4	47.2
7	DUCHAMP EMMA	Irigny	2005	10.3	12.4	11.9	12.5	47.1
8	BETTINGER HELENE	Chaponnay 2	2004	10.9	12.3	11.8	11.6	46.6
9	DUCHAMP LEA	Irigny	2003	10.4	12.9	10.6	12.2	46.1
10	LEPELLETIER PERRINE	Crolles	2003	10.7	12.2	12.0	11.1	46.0
11	NEMOZ AMBRE	Rhodia club	2002	10.8	12.2	10.6	12.0	45.6
12	CHEVALIER LOU	Anse	2005	10.2	12.3	11.3	11.7	45.5
	BRUYERE MARIE-ANAÏS	St Rambert d Albon	2004	9.9	12.0	12.0	11.6	45.5
	CAPITAO AMANDINE	St Genis les Ollières	2006	10.4	12.4	10.6	12.1	45.5
15	VAGOGNE JULIETTE	Chaponnay 2	2004	9.8	11.9	11.3	12.3	45.3
16	BOST SYRIELLE	Riorges	2004	9.9	13.0	10.9	11.3	45.1
	HERBAUT ELISA	Rhodia club	2004	10.0	12.2	10.5	12.4	45.1
18	ENTRESANGLE FANELIE	St Rambert d Albon	2003	10.2	10.9	11.5	12.4	45.0
19	PRADON MARY LOU	Loriol	2003	9.9	12.3	11.3	11.4	44.9
	BLASSIAU JULIE	Crolles	2004	10.6	12.0	10.2	12.1	44.9
21	MONDELIN LENA	Riorges	2003	10.0	12.8	10.9	11.0	44.7
22	DONJON CLARA	Irigny	2005	10.6	12.4	10.4	11.2	44.6
	GUENARD LISON	Chaponnay 1	2003	10.2	12.3	11.1	11.0	44.6
24	RAVIER ALYSSA	Crolles	2005	10.1	11.9	11.4	11.1	44.5
25	MICHEL MARGO	Loriol	2004	10.3	12.3	10.7	11.0	44.3
26	LALLEMENT MAILYS	St Rambert d Albon	2004	10.6	11.4	10.2	11.7	43.9
	BARRIER AURIANE	Riorges	2004	9.9	13.0	10.7	10.3	43.9
28	VUGLIANO EMA *	ANSE	2004	10.2	12.4	9.2	12.0	43.8
29	FAURIEL SALOME	Loriol	2003	10.6	11.9	10.4	10.8	43.7
	MENNELLA LUCIE	Rhodia club	2003	10.4	12.2	9.0	12.1	43.7





31	SANCHEZ AUREANE	Irigny	2004	9.0	11.9	10.7	12.0	43.6
32	ARNAUD MARIE	Loriol	2004	9.8	11.9	11.5	10.2	43.4
33	ROCHETTE JESSICA	Chaponnay 1	2004	9.6	12.7	10.5	10.5	43.3
34	DAVAUX MARINE	St Genis les Ollières	2005	10.4	11.4	11.8	9.4	43.0
35	AMILLIAC CECILIA	St Genis les Ollières	2002	10.6	11.9	10.4	9.9	42.8
36	COLLET SILHOE	Rhodia club	2002	10.6	12.1	10.0	9.4	42.1
37	DESCHAMPS LOLA	Irigny	2004	9.5	12.3	10.9	9.3	42.0
	DELORME CALISTA	Riorges	2002	10.2	11.0	10.1	10.7	42.0
	BAROUX MANON	Rhodia club	2004	10.1	11.9	9.1	10.9	42.0
40	LONCKE LOU	Crolles	2002	10.8	11.8	10.5	8.6	41.7
41	PAQUIEN CHLOÉ	St Rambert d Albon	2004	10.4	11.4	9.9	9.6	41.3
42	PORTE LORIANE	St Genis les Ollières	2004	9.6	11.9	8.9	10.8	41.2
43	MATTERA EVA	Chaponnay 1	2003	10.1	11.5	10.1	9.4	41.1
44	UNY MAILYS	Loriol	2002	10.1	11.6	8.0	11.1	40.8
45	DELECROIX ROMANE	Chaponnay 2	2002	9.8	8.3	9.0	11.1	38.2
46	GUIRAL MADIGANE	Crolles	2003	0.0	9.0	11.4	11.3	31.7
47	DJEBBAR RADIA	Anse	2005	0.0	11.5	10.4	0.0	21.9
48	PELEGRY CLARA	Chaponnay 1	2003	0.0	0.0	11.5	8.6	20.1
49	NOLET FLORA	Chaponnay 2	2003	10.3	0.0	0.0	0.0	10.3

3. FEMININ NIVEAU4 11-18 ans . SA_DA (individuels)

3.1. Résultats par équipes

	Equipe	Club					Total
1	Loriol	26--Groupe omnisports Loriolais	33.1	36.2	36.4	37.4	143.1
2	Meylan	38--ASPA Meylan	32.0	37.0	34.8	34.5	138.3
3	Vaugneray	69--Union sportive de l'ouest lyonnais	31.9	35.2	35.6	35.0	137.7
4	Rhodia club	38--Rhodia-Club Gymnastique	32.1	35.6	34.6	34.8	137.1
5	Chaponnay	69--Chaponnay gym	31.2	35.8	34.9	34.0	135.9
6	Lyon	69--PL Vilette Paul Bert	30.8	37.0	34.2	31.8	133.8
7	Belleville sur Saone	69--Gym club Belleville beaujolais	32.2	34.7	35.7	31.1	133.7
8	Irigny	69--Amicale laique Irigny	30.4	33.7	33.9	33.9	131.9
9	Albens	73--Union gymnique Albens	30.8	34.4	33.5	32.0	130.7





3.2. Résultats individuels

	Gymnaste	Equipe	Annee					Total
1	CHABROL ALIX	Meylan	2004	10.8	13.2	11.5	12.4	47.9
2	PION LOU	Loriol	2004	10.0	12.7	12.4	12.6	47.7
3	BRESOLIN JOY	Loriol	2005	11.0	11.7	12.1	12.4	47.2
4	SLAWSKI EMMA	Lyon	2001	10.4	12.9	11.9	11.7	46.9
5	LEVERNEY MALYA	Rhodia club	2002	10.6	12.3	12.2	11.4	46.5
6	GARAGNON JOHANNA	Loriol	2006	11.0	10.7	11.9	12.4	46.0
7	MAGAT ANNA-ROSE	Chaponnay	2003	10.3	12.5	11.7	11.2	45.7
8	MALLEVAL LAURA	Loriol	2001	10.8	11.7	11.7	11.4	45.6
9	ATALLAH MARILYSE	Rhodia club	1999	11.1	11.7	11.3	11.4	45.5
10	MAGAT CLARA	Chaponnay	2001	10.9	11.7	11.2	11.4	45.2
11	MOINE CLARA	Loriol	2006	11.1	11.8	11.9	10.3	45.1
12	WAGEMANS ALBANE	Meylan	2003	10.7	11.5	11.8	11.0	45.0
13	DALLA COSTA LUNA	Belleville sur Saone	2002	10.7	12.5	12.4	9.0	44.6
14	LOMBARDI--COLLIGNON LUCIE	Irigny	2003	9.8	11.5	11.5	11.7	44.5
	CHENAT SAMANTHA	Vaugneray	2002	11.1	11.4	10.1	11.9	44.5
16	GIRAUD OPHELIE	Vaugneray	2002	9.9	11.3	11.6	11.6	44.4
	DONAZZOLO LAURA	Chaponnay	2001	9.9	11.5	11.6	11.4	44.4
18	LEFEVRE AXELLE	Vaugneray	2002	10.9	12.5	11.8	9.0	44.2
19	BOYER AUREORE	Meylan	2003	9.7	12.1	11.2	11.1	44.1
	DUPRE ELISE	Lyon	2000	10.4	12.5	11.3	9.9	44.1
21	SAVOYAT OCEANE	Irigny	2002	9.8	12.9	10.9	10.4	44.0
22	CHAVANEL OPHELIE	Albens	2000	10.1	11.2	11.0	11.5	43.8
23	CHAUSSINAND LISA	Rhodia club	2001	9.4	11.6	11.1	11.4	43.5
24	POULAT MAELISS	Belleville sur Saone	2003	10.3	11.2	11.2	10.6	43.3
25	GESKOFF MAELLE	Rhodia club	2002	10.4	10.8	10.0	12.0	43.2
26	DARGOT EMMA	Belleville sur Saone	2002	11.2	11.0	11.8	9.1	43.1
	GUETH LUCIE	Belleville sur Saone	2002	10.3	10.3	11.1	11.4	43.1
	ROMIEU LENA	Albens	2003	10.3	11.6	11.1	10.1	43.1
29	JEMELEDINE SARAH	Lyon	2001	10.0	11.6	10.9	10.2	42.7

30	CZINKOCZKY DORA	Meylan	2003	9.6	10.9	11.4	10.7	42.6
31	VARTANIAN MARIE	Albens	2000	10.4	11.0	10.2	10.4	42.0
32	REYMOND LOUISE	Meylan	2004	10.5	11.7	11.5	8.2	41.9
	KOLKAN ILYANA	Irigny	2001	9.9	9.3	10.9	11.8	41.9
34	ARLAUD LAURA	Vaugneray	2002	9.6	8.4	12.2	11.5	41.7
35	DEDINGER OPHELIE	Irigny	2002	10.7	8.7	11.5	9.9	40.8
36	LEFEVRE CAROLINE	Vaugneray	2002	9.4	9.7	10.9	10.0	40.0
37	JAMBON OLAYA	Lyon	2001	9.4	11.0	11.0	8.0	39.4
38	MORRISON ALYCIA	Belleville sur Saone	2003	9.4	9.8	11.5	8.6	39.3
39	SAMBOURG PERNILLE	Albens	2000	9.3	10.4	10.3	7.4	37.4
40	CHARVOZ MARINE	Chaponnay	2001	9.9	11.6	11.6	0.0	33.1
41	DELECROIX JULIA	Chaponnay	2000	10.0	0.0	11.6	11.1	32.7
42	BARBIER AGATHE	Albens	2002	0.0	11.6	11.4	8.9	31.9
43	CHASTAGNER SERIANE	Lyon	1999	0.0	7.5	10.4	0.0	17.9

4. FEMININ NIVEAU8 11 + . SA_DA (individuels)

4.1. Résultats par équipes

	Equipe	Club					Total
1	Villeurbanne ASL	69--A.S.L.Gratte-Ciel	38.1	38.0	38.8	38.3	153.2
2	St Priest	69--Gymnique association Saint Priest	36.4	36.9	39.8	39.2	152.3
3	Romans	26--Avenir de Romans	39.4	36.9	37.8	37.9	152.0
4	Belleville sur Saone	69--Gym club Belleville beaujolais	36.6	35.4	37.7	38.1	147.8
	Bourg St Maurice	73--BSM gym Bourg St Maurice	35.8	38.0	36.0	38.0	147.8
6	Marcy Charbonnières	69--AS Marcy-Charbonnières	35.5	35.6	35.7	39.3	146.1
7	Gerland Mouche	69--A. L. gerland mouche	35.3	37.3	34.2	37.4	144.2
8	Irigny	69--Amicale laïque Irigny	34.8	36.1	34.4	37.2	142.5
9	Echirolles AL	38--Echirolles Amicale Laïque Gym	35.7	35.5	35.1	35.6	141.9
10	St Just St Rambert	42--FJEP St-Just St-Rambert	35.5	34.2	34.4	37.0	141.1





4.2. Résultats individuels

	Gymnaste	Equipe	Annee					Total
1	DUMONT HELOUIN LEA	Villeurbanne ASL	2001	9.7	10.1	10.1	9.0	38.9
2	GOUWY VIOLETTE	Villeurbanne ASL	2004	9.5	9.5	9.8	9.8	38.6
3	BONIN LAURA	St Priest	2005	9.4	9.3	10.0	9.7	38.4
4	JAMBON SOLENE	Belleville sur Saone	2003	9.0	9.5	9.9	9.9	38.3
	WOLFRAM JADE	Romans	2001	10.3	8.7	9.4	9.9	38.3
6	MAGRANER MATHILDE	Marcy Charbonnières	2006	9.4	9.3	9.7	9.7	38.1
	NATALI PAULINE	Bourg St Maurice	2004	9.3	10.0	9.3	9.5	38.1
8	FERRET ALICIA	St Priest	2006	8.7	8.9	10.1	10.3	38.0
9	RUBIO LUCIE	St Priest	2005	8.9	9.9	9.5	9.5	37.8
10	CLAPERON LAURYNE	Villeurbanne ASL	2002	9.4	9.3	9.4	9.6	37.7
11	KHELLAF JAHIDA	St Priest	2005	9.4	8.8	9.6	9.7	37.5
12	MIRONNEAU ROMANE	Irigny	2005	9.8	8.8	9.4	9.4	37.4
	DUMONT LESLIE	Belleville sur Saone	2000	9.1	9.3	9.3	9.7	37.4
	BORDAZ JOANNE	Romans	2004	9.6	9.3	9.5	9.0	37.4
	SUAEZ OPHELIA	Romans	2004	9.7	9.2	9.4	9.1	37.4
16	BEREZIAT LOU	Romans	2002	9.6	8.8	9.5	9.3	37.2
17	CORDIER AMBRE	Romans	2003	9.8	9.6	8.1	9.6	37.1
18	JANIN CANDICE	Marcy Charbonnières	2005	8.6	9.0	9.4	9.8	36.8
19	TAXIL MAELIE	St Just St Rambert	2004	9.5	8.4	9.0	9.8	36.7
20	BOUET CHARLOTTE	Bourg St Maurice	2005	8.9	9.5	8.8	9.4	36.6
21	PEDROS ALICE	Bourg St Maurice	2005	9.0	8.7	9.1	9.3	36.1
22	PETITJEAN ALICIA	St Priest	2005	8.6	8.8	10.1	8.4	35.9
	MUTUBULE EUNICE	Gerland Mouche	2005	9.0	9.1	8.8	9.0	35.9
24	CATTAUD THYLANE	Gerland Mouche	2003	8.6	9.5	8.0	9.7	35.8
25	HYONNE KAREN	Marcy Charbonnières	2005	8.7	8.1	8.7	10.1	35.6
	WAGNER LEONIE	Irigny	2004	9.0	9.0	8.8	8.8	35.6
27	MOYNE JADE	Marcy Charbonnières	2006	8.8	9.1	7.9	9.7	35.5





28	CHENILLE EDENE	Irigny	2006	8.9	8.8	8.0	9.7	35.4
29	SHAGINYAN KRISTINA	Gerland Mouche	2004	8.9	9.3	7.8	9.3	35.3
	SCARINGELLA NAOMY	Echirolles AL	2003	9.1	8.8	8.9	8.5	35.3
	CORLOBE LUDIVINE	Belleville sur Saone	2001	8.9	8.2	9.0	9.2	35.3
	PLANCHE MANON	Belleville sur Saone	2006	9.6	8.0	8.4	9.3	35.3
	DOMMANGE ELODIE	Villeurbanne ASL	2002	8.2	8.3	9.2	9.6	35.3
	GEORGE ANNELISE	Villeurbanne ASL	2000	9.5	8.0	8.5	9.3	35.3
35	DURAND CAMILLE	Bourg St Maurice	2004	8.6	9.8	8.8	8.0	35.2
36	GOURLIER MAEVA	St Just St Rambert	2005	8.4	8.3	9.0	9.4	35.1
37	GUIDOUM CAMILLIA	Echirolles AL	2003	7.7	8.3	9.1	9.9	35.0
38	GORAND LAURE	Gerland Mouche	2002	8.5	8.1	8.9	9.4	34.9
39	SENDID TESNIM	Echirolles AL	2005	9.6	7.9	8.4	8.9	34.8
40	BAGHDADI RIHEB	Gerland Mouche	2006	8.8	9.4	8.5	7.6	34.3
	CHATAING MAE	St Just St Rambert	2004	8.9	8.5	7.9	9.0	34.3
42	PUISTIENNE FELICIE	Irigny	2006	7.1	9.5	8.2	9.3	34.1
	REBOULI LEANA	Echirolles AL	2006	8.4	8.9	8.7	8.1	34.1
	PAOLIN-TCHERKEZIAN MAHE	Bourg St Maurice	2006	7.9	8.0	8.6	9.6	34.1
45	MOUSTAGHFIR MALAK	Villeurbanne ASL	2004	9.2	9.1	9.5	6.2	34.0
46	DECHANDON ALICIA	St Just St Rambert	2004	8.3	7.8	8.5	8.6	33.2
	CARREEL ANNA	Belleville sur Saone	2002	8.4	8.4	7.8	8.6	33.2
48	BOUGUERRA MARGOT	Marcy Charbonnières	2002	8.5	8.2	7.4	8.7	32.8
	ROSA LUCILIA	Belleville sur Saone	2002	8.1	7.3	9.5	7.9	32.8
	ROUY ROMANE	Bourg St Maurice	2004	8.0	7.9	7.4	9.5	32.8
51	GIBERT MATHILDE	St Just St Rambert	2005	8.7	8.4	7.1	7.5	31.7
	BOUGOURZI JUSTINE	Echirolles AL	2006	7.9	9.5	7.0	7.3	31.7
53	KONE MANZAN MARYAM	Echirolles AL	2006	8.6	4.1	7.8	8.3	28.8
54	ACAR AYSE NUR	St Just St Rambert	2003	0.0	8.9	7.4	8.8	25.1

5. FEMININ NIVEAU5 11-18 ans . SA_DA (individuels)

5.1. Résultats par équipes

	Equipe	Club					Total
1	St Laurent du Pont	38--La Cartusienne	41.2	44.5	43.5	45.8	175.0
2	L'Isle d'Abeau	38--La gym d'Abeau	41.3	44.8	42.5	45.4	174.0
3	Brindas 1	69--A.S Brindas	40.3	43.4	41.7	45.4	170.8
4	Pierre Bénite	69--Patronage laïque de Pierre Bénite	40.9	43.1	41.2	44.9	170.1
5	Crest	26--US Crétoise gymnastique	41.2	42.2	41.8	44.7	169.9
6	Limonest	69--A.S.C.J.L. Limonest	40.2	39.2	44.1	44.8	168.3
7	Jonage	69--E.S.J gymnastique artistique	40.3	39.1	43.9	44.7	168.0
8	Montmelian	73--Ecole gym sportive Montmelian	41.9	37.4	42.6	44.0	165.9
9	St Priest	69--Gymnique association Saint Priest	39.7	40.4	42.8	42.7	165.6
10	Bourg St Maurice	73--BSM gym Bourg St Maurice	39.7	39.9	43.4	42.5	165.5
11	Boen AL	42--Amicale laiue de Boen	40.1	39.4	42.2	43.4	165.1
12	La Tour du Pin	38--L'alerte gymnastique la Tour du Pin	39.9	36.1	41.2	43.4	160.6
13	Brindas 2	69--A.S Brindas	39.7	36.6	39.2	43.3	158.8
14	Chaponnay	69--Chaponnay gym	38.6	39.9	40.4	37.4	156.3
15	Marcy Charbonnières	69--AS Marcy-Charbonnières	39.5	35.0	39.9	41.6	156.0
16	Seyssins	38--CGT de Seyssins	38.9	34.0	36.7	41.3	150.9

5.2. Résultats individuels




	Gymnaste	Equipe	Annee					Total
1	D'ANCONA LAURYNE	Brindas 1	2001	10.6	12.2	11.9	11.8	46.5
2	CRETEUR LEILA	St Laurent du Pont	2000	10.6	11.7	11.5	11.9	45.7
3	PETIT ALEXIA	Pierre Bénite	2003	10.1	11.7	11.2	11.9	44.9
	DUMORTIER LAURINE	Brindas 1	2001	10.2	11.6	11.5	11.6	44.9
5	ASSOUANE ELSA	Pierre Bénite	2002	10.5	11.8	10.6	11.5	44.4
	VERNEREY OCEANE	L'Isle d'Abeau	1999	10.3	11.7	10.6	11.8	44.4
	MAZABRARD JULIE	St Laurent du Pont	1999	10.7	11.1	11.1	11.5	44.4
8	TIRARD COLLET NAOMIE	St Laurent du Pont	2003	10.3	11.4	10.1	11.5	43.3
9	ROLLAND CINDY	Crest	2000	10.3	11.5	10.2	10.9	42.9
	NIVARD JUSTINE	L'Isle d'Abeau	1999	10.0	11.5	10.0	11.4	42.9
11	SISTERON MELISSA	Crest	2004	10.0	11.2	10.1	11.4	42.7
	BASSO LEA	Montmelian	2002	10.6	10.7	11.0	10.4	42.7
	VERNEREY LAURYNE	L'Isle d'Abeau	2002	10.3	11.0	10.8	10.6	42.7
14	CATHERINE HANNA	Limonest	2001	9.7	9.7	11.8	11.4	42.6
15	BOUCHNOUCH SALMA	Jonage	2006	9.9	9.5	11.1	12.0	42.5
	FERRAND ALEXANDRA	Bourg St Maurice	2000	9.5	11.1	10.8	11.1	42.5
17	DE BRITO LAURA	Boen AL	2002	10.1	10.6	10.6	10.7	42.0
18	ZEKPA AIMITI	Jonage	2002	10.3	9.7	11.0	10.7	41.7
19	HERAUT FANNY	Jonage	2000	10.2	10.0	10.8	10.6	41.6

	ANNESTAY IRINA	Crest	2005	10.2	9.4	10.7	11.3	41.6
	MAGAND LIINA	Limonest	2005	10.0	9.8	10.9	10.9	41.6
	JEANNEAU LEA	L'Isle d'Abeau	2003	10.2	10.2	10.1	11.1	41.6
	LARDET MELISSA	L'Isle d'Abeau	2003	9.9	9.8	11.0	10.9	41.6
24	TESSANNE CHLOE	Montmelian	2003	10.5	9.6	10.5	10.8	41.4
25	PARSIGNY LEONIE	Boen AL	2001	10.2	9.4	11.1	10.6	41.3
26	BORDET LOU	Limonest	2002	9.2	9.7	10.6	11.6	41.1
	CAMELIN ADELE	Bourg St Maurice	1999	10.6	9.9	10.3	10.3	41.1
	DICHAMP MANON	L'Isle d'Abeau	2001	10.5	10.6	8.9	11.1	41.1
29	LULLIER ROMANE	Brindas 2	2004	10.2	11.4	9.1	10.3	41.0
	TRIFUNOVIC IVANA	Chaponnay	2001	9.9	11.1	10.4	9.6	41.0
31	BERNARD LENA	St Priest	2001	9.6	9.9	11.0	10.4	40.9
32	COUCHARD JUSTINE	Jonage	1999	9.9	9.7	9.7	11.4	40.7
	LE FRANCOIS ALICE	Crest	2005	10.1	10.0	9.7	10.9	40.7
	CAZENAVE FLORIANE	Seyssins	2002	10.3	8.8	10.7	10.9	40.7
35	DJENDOUBI FERIEL	Jonage	2004	9.9	9.7	10.7	10.3	40.6
	PEYVEL MELISSA	Brindas 2	2004	9.4	11.5	9.4	10.3	40.6
	VITTON LOU	Montmelian	2002	10.2	8.4	10.5	11.5	40.6
38	MORIN CLARA	Marcy Charbonnières	2001	10.2	8.5	10.6	11.2	40.5
	HONTAAS-BERTHOUX LILLOU	Limonest	2004	10.0	10.0	10.2	10.3	40.5
40	BARON JULIE	St Priest	2003	10.0	8.4	10.7	11.3	40.4
	GANIVET MAELLA	Bourg St Maurice	2000	9.7	10.2	11.0	9.5	40.4
42	GANJEAN ELISE	La Tour du Pin	2002	9.9	9.0	10.2	11.2	40.3
43	GRANDMOUSSIN AMBRE	Jonage	2003	9.3	9.6	11.0	10.3	40.2
44	BERGER TAIS	Crest	2005	10.6	9.1	9.3	11.1	40.1
	FAUGEROUX AUDREY	Montmelian	2003	10.6	8.7	9.5	11.3	40.1
46	BENMAKRANE NARJISSE	Pierre Bénite	2005	10.3	9.1	10.0	10.6	40.0
	GOMICHOZ ZOE	Limonest	2002	10.2	9.1	10.0	10.7	40.0
48	OASSEL ELISA	St Priest	2002	9.9	10.1	9.8	10.1	39.9
	GOMES DOS SANTOS MAELYS	La Tour du Pin	2003	9.9	9.7	9.7	10.6	39.9
	TEYSSIER CHARLOTTE	Brindas 1	2001	9.6	10.5	8.7	11.1	39.9
51	MATHY LUCIE	Marcy Charbonnières	2001	10.1	9.2	10.3	10.0	39.6
52	BRUNO CLEMENCE	Boen AL	2003	8.3	10.2	10.2	10.8	39.5
	MARTIN ANAIS	Brindas 1	2001	9.9	9.1	9.6	10.9	39.5
	LEFEVERE AUDE	Brindas 2	2004	9.9	7.5	10.6	11.5	39.5
	CLOAREC LOUANNE	Montmelian	2000	10.2	8.4	10.6	10.3	39.5
56	RIMET JUDITH	St Laurent du Pont	2000	9.2	10.3	10.2	9.7	39.4
57	CHARBONNEAU WENDY	La Tour du Pin	2001	9.7	8.7	10.3	10.6	39.3
58	GIROFLET AMELIE	Seyssins	2001	9.8	8.6	9.5	11.2	39.1
59	TARDY CLARA	St Priest	2002	9.6	8.2	10.3	10.9	39.0
	DURAND LOUNA	Boen AL	2002	10.2	8.1	10.3	10.4	39.0
	RENDU TESS	Limonest	2004	10.0	7.3	10.8	10.9	39.0
62	BERRY ESTELLE	Pierre Bénite	2002	10.0	8.6	9.4	10.9	38.9
	MALARD KINSY	La Tour du Pin	2003	9.7	8.5	9.9	10.8	38.9
64	ROUVIERE EMILIE	Marcy Charbonnières	2004	9.6	9.1	9.7	10.3	38.7
	JUBAN PRESCILLIA	La Tour du Pin	2004	10.4	8.4	9.1	10.8	38.7
	MARTIN MARIE	Chaponnay	1999	9.7	9.4	9.8	9.8	38.7
67	JACQUET EMMA	St Priest	2001	10.2	10.9	9.0	8.5	38.6
68	WANNIN FLORA	La Tour du Pin	2004	8.7	8.7	10.8	10.3	38.5
69	PASCAL CAMILLE	St Priest	2001	9.6	9.5	10.8	8.5	38.4
	KHAIR ELOISE	Chaponnay	2000	9.3	10.4	9.9	8.8	38.4
71	DAVAL INES	Boen AL	2002	9.6	8.8	9.5	10.4	38.3
	ABONDANCE ALEXANDRINE	Bourg St Maurice	1999	9.4	8.7	9.6	10.6	38.3
73	DADOL KELLY	Chaponnay	1999	9.7	9.0	10.3	9.2	38.2
74	FERRARI ELISA	Bourg St Maurice	2002	9.9	6.4	11.1	10.5	37.9

75	ROBIN AMBRE	Brindas 2	2004	10.2	6.2	10.1	11.2	37.7
76	MURAT ROMANE	Boen AL	2003	9.6	9.2	7.5	11.3	37.6
77	MARTEAU CLEA	Marcy Charbonnières	2003	9.5	8.2	9.3	10.1	37.1
78	FOUCHER ORLINE	Seyssins	2004	9.3	7.7	9.2	9.4	35.6
79	KARAULIC DORINE	Seyssins	1999	9.5	8.9	7.3	9.8	35.5
80	GUERIN MORGANE	Chaponnay	2002	9.1	8.6	8.3	7.7	33.7
81	FETTACHE LOLA	Marcy Charbonnières	2004	9.5	5.1	8.1	9.0	31.7
82	SIMONNET EMMANUELLE	St Laurent du Pont	2004	0.0	9.5	10.7	10.9	31.1
83	CAMBRILLAT SALOMÉ	Crest	2001	10.1	9.5	10.8	0.0	30.4
84	EUSTACHE MARIE	Bourg St Maurice	2000	9.2	0.0	10.5	9.4	29.1
85	BOUAZOUZI EMMA	St Laurent du Pont	2000	9.6	9.0	0.0	10.1	28.7
86	LITVINENKO LENA	Pierre Bénite	2001	0.0	10.5	9.0	0.0	19.5
87	FLATOT SARAH	Marcy Charbonnières	2002	9.6	6.5	0.0	0.0	16.1
88	BARROS ELISA	Pierre Bénite	2000	0.0	0.0	0.0	0.0	0.0

6. FEMININ NIVEAU3 11-18 ans . SA_DA (individuels)

6.1. Résultats par équipes

	Equipe	Club					Total
1	Pierrelatte	26--Pierrelatte	34.4	38.1	38.2	37.8	148.5
2	Irigny 2	69--Amicale laiue Irigny	34.2	36.7	36.7	36.8	144.4
3	Irigny 1	69--Amicale laiue Irigny	33.5	36.3	35.4	37.8	143.0
4	St Martin d Hères	38--ESSM gymnastique	31.7	36.0	35.4	36.5	139.6
5	Riorges	42--Olympique Riorges gymnastique	31.9	34.3	35.4	37.6	139.2
6	Anse	69--Jeunesse Ansoise	32.0	34.6	31.7	32.1	130.4
	Domène	38--Etoile sportive Doménoise	30.1	31.7	33.7	34.9	130.4
8	Villette d Anthon	69--Villette gym	30.7	31.4	32.3	32.3	126.7
9	Tullins	38--La Vaillante de Tullins	30.9	29.9	32.7	33.1	126.6
10	Belleville sur Saone	69--Gym club Belleville beaujolais	20.2	20.4	22.0	21.5	84.1

6.2. Résultats individuels

	Gymnaste	Equipe	Annee					Total
1	LAGET MARION	Pierrelatte	2002	11.7	12.8	13.3	12.8	50.6
2	TILMANT SHANA	Pierrelatte	2000	11.2	13.1	12.6	11.3	48.2
3	ODEYER LISA	Pierrelatte	2005	10.7	12.0	12.3	13.0	48.0
4	MARIF LIA	Irigny 2	2000	11.7	12.2	11.7	12.2	47.8
5	SALVI ALICIA	Pierrelatte	2002	11.5	12.2	12.0	12.0	47.7
6	ALLEMAGNE ELISA	Irigny 1	2006	11.1	11.9	11.7	12.7	47.4
	CROELLA CAPUCINE	Irigny 2	2000	11.4	10.9	12.4	12.7	47.4
8	MOREL CLARA	Irigny 1	2006	11.1	12.4	10.9	12.4	46.8
9	AGRAIN JULIE	Irigny 1	2006	11.3	12.0	10.4	12.7	46.4
	VALADOUX MIDOL LILOU	Irigny 2	2002	11.1	12.4	11.1	11.8	46.4
	ZERBINI EVA	Riorges	2003	11.6	10.8	11.1	12.9	46.4
12	JACOBE EMMA	St Martin d Hères	2002	10.4	11.9	12.0	11.7	46.0
	NETOUDYKATA ENORA	St Martin d Hères	2003	10.4	11.0	12.6	12.0	46.0
14	JACQUET SASHA	Irigny 2	2005	10.5	12.1	12.5	10.8	45.9
15	PASQUER FLORIANE	Irigny 2	2001	11.0	10.8	11.8	11.9	45.5
	CERDAN MATHILDE	Pierrelatte	2001	11.1	11.7	11.4	11.3	45.5
17	BURNICHON CHARLYNE	Riorges	2002	10.3	11.5	11.1	12.3	45.2
18	POYET CANDICE	Anse	2004	11.0	12.4	10.1	11.4	44.9
	AUCLAIR ANAELLE	Riorges	2002	9.6	10.6	12.3	12.4	44.9
	ROCHARD ELEONORE	Riorges	2002	10.0	11.3	11.9	11.7	44.9
21	CHAVEROT AVRIL	St Martin d Hères	2003	10.6	11.8	9.7	12.7	44.8
22	STRIPPOLI NINA	St Martin d Hères	2004	9.8	12.2	10.8	11.8	44.6
23	SIMON ERIN	Villette d Anthon	2004	10.7	10.0	11.5	12.1	44.3
24	YAPO AYA	Irigny 1	2006	9.9	10.8	11.2	12.1	44.0
	NORAZ CHLOE	St Martin d Hères	2003	10.7	11.9	10.1	11.3	44.0
26	DAVID JULIE	Domène	2000	9.4	11.2	11.5	11.6	43.7
27	BRUNET TIFFANY	Belleville sur Saone	2004	10.4	11.3	11.0	10.8	43.5
28	CHEVALIER MANON	Anse	2003	10.8	11.7	9.9	10.3	42.7
29	GREGOIRE COLEEN	Villette d Anthon	2004	10.0	11.3	10.5	10.7	42.5



	MONNOT CELIA	Domène	2000	10.0	9.0	11.3	12.2	42.5
	BANCHERI MEIJE	Tullins	2002	9.8	10.1	10.7	11.9	42.5
32	HUET AMELIA	Tullins	2002	10.2	9.5	11.3	11.1	42.1
33	BERERD LUDIVINE	Anse	2003	10.2	10.5	10.9	10.4	42.0
34	QUANG GUERAUD MAEVA	Domène	2000	10.3	11.2	8.3	11.1	40.9
35	LASSALLE NINON	Belleville sur Saone	2003	9.8	9.1	11.0	10.7	40.6
36	CAMPIONE TIFAINE	Tullins	1999	10.2	10.3	10.7	9.3	40.5
37	MATRAY CAMILLE	Anse	2003	10.0	9.6	10.3	9.8	39.7
38	BEN YAHIA MAELLE	Villette d Anthon	2002	9.6	10.1	10.3	9.5	39.5
39	PITTOIS MANON	Anse	2002	9.8	9.4	10.5	9.7	39.4
	MORI LENA	Tullins	2000	10.5	8.5	10.3	10.1	39.4
41	PENACHE VALERIA	Villette d Anthon	2002	10.0	9.8	10.2	9.3	39.3
42	CARRET MATHILDE	Domène	2000	8.3	9.3	10.9	9.5	38.0
43	FAY JULIE	Domène	1999	9.8	5.9	10.7	9.8	36.2
44	IYISABWE ITUZE BERSEN	Irigny 1	2006	10.3	0.0	12.5	11.3	34.1
45	FROBERT ELISE	Riorges	2002	0.0	11.5	11.2	0.0	22.7

7. FEMININ NIVEAU5 11-15 ans . SA_DA (individuels)

7.1. Résultats par équipes

	Equipe	Club					Total
1	Irigny	69--Amicale laique Irigny	42.4	43.4	43.9	44.4	174.1
2	St Priest	69--Gymnique association Saint Priest	44.0	44.0	40.5	44.7	173.2
3	Boen AL	42--Amicale laique de Boen	42.6	44.0	42.8	42.9	172.3
4	St Just St Rambert	42--FJEP St-Just St-Rambert	43.8	42.8	42.7	42.8	172.1
5	Roanne	42--Amicale laique de jeunes filles de Roanne	43.3	43.0	40.5	44.6	171.4
6	Belleville sur Saone	69--Gym club Belleville beaujolais	44.2	39.5	42.6	42.3	168.6
7	Savigny	69--A.S.C Savigny	40.8	42.5	40.7	44.4	168.4
8	Chaponnay	69--Chaponnay gym	39.7	42.3	41.8	40.4	164.2
9	Domène	38--Etoile sportive Doménoise	41.6	41.6	41.0	39.9	164.1
10	St Rambert d Albon	26--ASCR Gym	40.1	39.8	41.0	42.1	163.0
11	Givors	69--Independante Givors	40.6	40.0	41.5	40.8	162.9
12	Tullins	38--La Vaillante de Tullins	39.1	38.4	40.8	40.1	158.4





7.2. Résultats individuels

	Gymnaste	Equipe	Annee					Total
1	CHAPOT ARMELLE	Boen AL	2002	10.9	11.5	11.2	10.8	44.4
	BOUA NOEMY MARIE	Irigny	2006	10.9	11.1	11.2	11.2	44.4
	BRUYERE EMMA	Roanne	2005	10.9	11.3	11.0	11.2	44.4
4	POINTUD LUCILE	St Just St Rambert	2004	10.9	10.6	11.6	10.9	44.0
5	BOURDON CLARIE	Belleville sur Saone	2005	11.3	10.7	10.5	11.0	43.5
6	OUDOT EMA	Roanne	2004	10.9	11.0	10.3	11.2	43.4
	THIVEND LENA	Roanne	2004	11.0	11.5	9.7	11.2	43.4
8	CHAIZE JULIETTE	St Just St Rambert	2004	11.0	11.1	10.8	10.4	43.3
	PECORELLA LARA	Irigny	2005	10.1	10.8	11.5	10.9	43.3
10	MOREL EVA	Irigny	2005	10.7	11.1	10.4	10.9	43.1
11	KROUNA SIRINE	St Priest	2006	11.2	10.8	9.9	11.0	42.9
12	DEPORTE COLINE	Belleville sur Saone	2004	11.1	10.3	11.0	10.2	42.6
	BERNARD LOAN	Savigny	2004	10.6	10.6	10.2	11.2	42.6
14	PINHEIRO DA COSTA CARLA	St Priest	2005	10.8	11.3	9.3	11.1	42.5
	ASTIER LUCILE	Domène	2004	10.5	10.9	11.2	9.9	42.5
	MEYER LUCIE	Chaponnay	2003	10.6	10.9	10.5	10.5	42.5
17	LAOUAZI TRACY	St Rambert d Albon	2006	10.5	10.1	10.8	11.0	42.4
	FRAISSE LUCIE	St Just St Rambert	2004	10.6	10.9	10.2	10.7	42.4
	TISSOT ANNELYS	Savigny	2004	10.3	10.1	10.8	11.2	42.4
20	LAVERGNE JULIETTE	St Priest	2004	10.9	10.4	10.3	10.7	42.3
	MIALON FANNY	Boen AL	2006	11.0	10.8	10.0	10.5	42.3
22	FAURIE JUSTINE	Chaponnay	2003	9.6	10.9	11.5	10.2	42.2
23	KHARA LEE-ANN	Givors	2003	9.8	10.7	10.6	10.8	41.9





24	LAOUFI KAMILIA	St Priest	2005	10.0	11.3	10.4	10.1	41.8
	MAZOYER CAMILLE	Tullins	2003	10.0	10.8	10.6	10.4	41.8
26	LEBAILLIF ROMANE	St Priest	2004	10.2	10.6	9.9	11.0	41.7
	GAROU LILOU	Boen AL	2005	10.0	11.0	9.7	11.0	41.7
	GATTE PALOMA	Boen AL	2005	10.6	9.9	10.6	10.6	41.7
	MARTINI MANON	Savigny	2004	10.0	11.1	9.8	10.8	41.7
30	VIVET ANAIS	St Rambert d Albon	2003	10.2	10.7	10.1	10.6	41.6
	ALLALI SAFA	Givors	2004	10.2	9.9	10.5	11.0	41.6
32	MICHAUD ELINA	Boen AL	2005	10.1	10.6	10.5	10.3	41.5
33	ZAWOL SAMANTHA	Belleville sur Saone	2004	10.7	8.9	10.6	11.2	41.4
34	GUILLOM JULIETTE	Domène	2004	10.0	10.9	10.2	10.2	41.3
	SAVOYAT MAELYS	Irigny	2006	9.9	10.4	10.2	10.8	41.3
36	MASSACRIER SARAH	Boen AL	2002	9.9	10.7	10.5	10.0	41.1
	RUEDAS CANADAS TIFANNY	Domène	2003	10.8	9.5	10.7	10.1	41.1
38	BONNET JUSTINE	Savigny	2004	9.9	10.2	9.6	11.2	40.9
39	THENARD FLORIANE	Givors	2005	10.2	9.9	10.6	9.9	40.6
40	OLIVER CHARLOTTE	St Just St Rambert	2004	11.3	9.4	10.1	9.6	40.4
	VIOLLET MARGOT	St Just St Rambert	2005	10.3	10.2	9.8	10.1	40.4
42	GUYON KYLONA	St Priest	2005	11.1	8.4	8.9	11.6	40.0
	KUNTZ CHARLOTTE	Chaponnay	2002	9.4	10.5	10.2	9.9	40.0
44	MARMEY ELOISE	St Rambert d Albon	2002	9.7	10.1	10.1	10.0	39.9
45	MACABREY AMANDINE	Roanne	2005	10.3	9.2	9.2	11.0	39.7
46	GRECO COLINE	Savigny	2004	9.4	10.6	9.8	9.8	39.6
47	BEYNEL CLARA	Roanne	2005	10.5	9.1	9.5	10.4	39.5
48	BENGORINE SEPHORA	Belleville sur Saone	2002	11.1	7.9	10.5	9.9	39.4
49	SENOT EMMY	Savigny	2005	9.3	9.3	9.9	10.8	39.3
50	DORNE LEANE	St Rambert d Albon	2004	9.7	8.9	10.0	10.5	39.1
	MARLIER CARLA	Chaponnay	2002	9.8	9.9	9.6	9.8	39.1
52	THESSOT MARINE	St Just St Rambert	2002	9.8	8.0	10.1	10.8	38.7
	VINCENT MADELINE	Givors	2004	10.4	9.5	9.7	9.1	38.7
54	VINAI JULIETTE	Tullins	2005	9.7	8.1	10.3	10.4	38.5
55	BOULANGER CARLA	Irigny	2005	10.7	8.3	8.9	10.5	38.4
56	DUC JACQUET ROMANE	Domène	2004	10.3	9.9	8.2	9.7	38.1
57	LAPOINTE CHLOE	Belleville sur Saone	2002	10.5	9.6	8.7	9.2	38.0
58	JEAN MELINA	Tullins	2004	9.3	8.4	9.9	10.3	37.9
59	TOMASSO CLEA	Chaponnay	2002	9.6	10.0	9.2	9.0	37.8
60	POLOSSAT SARAH	Tullins	2003	8.9	9.9	10.0	8.8	37.6
61	MORI AUXANE	Tullins	2003	10.1	8.3	9.8	9.0	37.2
62	BERLIOZ-ARTHAUD ESTELLE	Belleville sur Saone	2005	10.7	8.8	8.7	8.8	37.0
63	MUNCH LEANE	Domène	2003	9.2	9.9	8.9	8.1	36.1
	HARZOUC OUNISSA	Givors	2004	8.8	9.5	9.7	8.1	36.1
65	BOUNNE LEONIE	Domène	2003	9.9	9.2	7.4	9.4	35.9
66	NOEL OLIVIA	Irigny	2006	0.0	9.9	10.8	11.4	32.1
67	CUTTAZ LOU	Tullins	2003	8.7	9.3	8.8	4.7	31.5
	LETTAT SOFIA	Givors	2005	9.4	5.8	9.8	6.5	31.5
69	BUZZACHERA ZOE	Chaponnay	2004	9.7	0.0	8.8	8.5	27.0
70	PAROLO MARIE	St Rambert d Albon	2003	8.5	0.0	0.0	0.0	8.5

8. FEMININ NIVEAU6 11-15 ans . SA_DA (individuels)

8.1. Résultats par équipes

	Equipe	Club					Total
1	Brindas 1	69--A.S Brindas	42.9	44.4	41.3	45.6	174.2
2	Belleville sur Saone	69--Gym club Belleville beaujolais	40.4	44.7	41.5	43.1	169.7
3	Brindas 2	69--A.S Brindas	40.8	43.6	40.6	44.3	169.3
4	Limonest 2	69--A.S.C.J.L. Limonest	42.8	41.8	41.3	42.9	168.8
5	Bourg St Maurice	73--BSM gym Bourg St Maurice	39.9	44.0	40.1	44.0	168.0
6	Villeurbanne	69--AL Cusset Gym	42.3	42.2	38.5	42.2	165.2
7	St Rambert d Albon	26--ASCR Gym	41.7	42.4	35.4	42.9	162.4
8	Seyssins	38--CGT de Seyssins	41.3	39.0	39.4	39.7	159.4
9	St Just St Rambert	42--FJEP St-Just St- Rambert	42.1	40.6	35.8	40.5	159.0
10	Givors	69--Independante Givors	39.6	40.9	36.1	39.3	155.9
11	Rhodia club 1	38--Rhodia-Club Gymnastique	37.5	32.5	34.6	41.3	145.9





8.2. Résultats individuels

	Gymnaste	Equipe	Annee					Total
1	DUGEAIS LEA	Brindas 1	2005	11.1	11.5	10.8	11.5	44.9
2	ALBERT ARMELLE	Belleville sur Saone	2005	10.6	11.5	11.1	11.2	44.4
3	DESVEAUX-COLETTI CASSIE	Brindas 1	2005	10.9	11.4	10.3	11.4	44.0
4	ROCHIGNEUX ALYSSIA	Brindas 1	2006	10.2	11.3	10.9	11.4	43.8
5	ROCHIGNEUX CORALIE	Brindas 2	2002	10.2	10.8	11.0	11.4	43.4
6	DECHANDON PAULINE	St Just St Rambert	2004	11.0	10.8	9.8	11.4	43.0
7	JAMBON LEA	Belleville sur Saone	2004	9.6	11.5	10.5	11.1	42.7
	COLLADO ELSA	Bourg St Maurice	2004	10.1	11.0	10.7	10.9	42.7
9	BRUNET CHLOÉ	St Rambert d Albon	2005	10.7	10.2	10.5	10.9	42.3
10	JESUS CORALINE	Brindas 2	2003	9.6	10.8	10.8	10.9	42.1
	CROZIER COLINE	Limonest 2	2003	10.7	10.7	9.6	11.1	42.1
	ROUSSEAU MADRID	Limonest 2	2005	10.8	10.2	10.3	10.8	42.1
13	VIDAL SIRIANE	Villeurbanne	2005	11.0	11.0	9.0	11.0	42.0
14	ARPIN JULIETTE	Bourg St Maurice	2004	10.1	10.4	10.0	11.2	41.7
15	MEYNAUD LOUISE	Limonest 2	2003	10.1	10.3	10.6	10.5	41.5
	BASTARD ILEANA	Bourg St Maurice	2004	9.9	10.9	9.6	11.1	41.5
17	CASHER AMELIA	Bourg St Maurice	2004	9.8	11.1	9.8	10.7	41.4
18	PENY ALICE	Seyssins	2003	10.6	10.5	9.7	10.5	41.3
	GAUDIN ANNA	Belleville sur Saone	2004	10.3	10.7	9.6	10.7	41.3
20	GOMICHOIN LEA	Limonest 2	2006	10.5	10.3	10.8	9.5	41.1
21	THOMASSIER CARLA	Villeurbanne	2005	10.3	10.6	9.8	10.3	41.0
	COURSODON LIV	Bourg St Maurice	2004	9.7	11.0	9.5	10.8	41.0
23	RION CHARLOTTE	Limonest 2	2005	10.8	10.5	9.1	10.5	40.9
24	BECUWE SARAH	St Just St Rambert	2005	10.7	10.6	9.1	10.3	40.7
	DESROCHES LAURA	Seyssins	2002	10.1	9.5	10.9	10.2	40.7
26	KOAIICHE JADE	St Rambert d Albon	2005	10.4	10.7	8.6	10.8	40.5
	MARTINEZ CHLOÉ	Brindas 2	2003	10.5	11.0	7.8	11.2	40.5





28	PAJETTA AURELIE	Brindas 2	2003	9.8	10.8	9.7	10.1	40.4
29	CHERVIER MELINE	Belleville sur Saone	2004	9.9	11.0	9.6	9.6	40.1
30	FENNICHE AMBRINE	Villeurbanne	2004	9.9	10.2	9.2	10.6	39.9
31	AYMARD FLORINE	Givors	2006	9.9	9.5	10.1	9.9	39.4
32	YILDIRIM MELTEM	Seyssins	2002	10.6	8.8	9.3	10.1	38.8
33	DJERORO HEDIA	Givors	2005	9.6	10.1	9.1	9.9	38.7
34	REBOULET PERRINE	St Rambert d Albon	2005	10.4	10.9	7.7	9.6	38.6
	BOUAKEL DJEMA	Seyssins	2004	10.0	10.2	9.5	8.9	38.6
36	VALZER VALENTINE	St Rambert d Albon	2004	10.2	10.6	6.9	10.8	38.5
	SAHNOUNE SHERINE	Givors	2006	10.0	11.1	7.1	10.3	38.5
38	BOUCHARD CLOTILDE	Brindas 1	2005	10.4	10.2	6.2	11.3	38.1
39	POPESCU SONIA	Villeurbanne	2004	10.8	10.4	6.5	10.3	38.0
40	SUBIGER MORGANE	Belleville sur Saone	2005	8.8	8.7	10.3	10.1	37.9
41	SOUGH ALYSSA	Villeurbanne	2002	9.4	7.9	10.5	9.7	37.5
	CHOVIN LUDIVINE	Bourg St Maurice	2004	9.8	9.7	8.5	9.5	37.5
43	CHELAGNA ANIA	Rhodia club 1	2004	9.8	7.6	9.0	11.0	37.4
	ROBERT LUDIVINE	Rhodia club 1	2003	9.5	8.4	8.4	11.1	37.4
45	SALINAS APOLLINE	St Just St Rambert	2003	9.6	9.3	9.4	9.0	37.3
46	BELKHIRI HANNA	Givors	2006	10.0	10.2	7.8	9.2	37.2
47	VIAL ROSINE	St Just St Rambert	2006	10.8	9.9	7.3	9.1	37.1
48	FIGUET EVA	St Rambert d Albon	2004	9.3	9.0	8.2	10.4	36.9
	JACQUES CLEMENCE	Rhodia club 1	2004	9.2	8.2	9.0	10.5	36.9
50	LITIM CECILIA	Villeurbanne	2002	10.2	7.9	8.7	9.7	36.5
51	TREILLON AMBRE	Belleville sur Saone	2003	8.7	8.4	9.2	10.1	36.4
52	MARTINEZ LEA	Brindas 1	2005	10.5	7.8	7.8	9.9	36.0
53	GARCIA MANON	Givors	2004	9.7	8.3	9.1	8.1	35.2
54	BIESSY CORDILLAT JULIE	Seyssins	2005	9.9	8.8	8.4	8.0	35.1
55	SAINT PAUL BEAL LILIA	Brindas 1	2006	9.4	7.1	9.3	9.2	35.0
56	FAVEL TESS	Rhodia club 1	2006	9.0	8.3	8.2	8.7	34.2
57	VIAL CANDICE	St Just St Rambert	2003	9.5	7.3	7.5	9.7	34.0
58	BUTHION ALICIA	St Rambert d Albon	2004	9.6	7.5	8.1	8.4	33.6
59	CRETET MIAGKOFF PACIANA	Brindas 2	2003	10.3	0.0	9.1	10.8	30.2
60	VULLIEZ MADELINE	Brindas 2	2003	0.0	11.0	8.4	0.0	19.4
61	ATHEAUX CANDICE	Seyssins	2003	0.0	0.0	8.7	5.7	14.4

9. FEMININ NIVEAU6 11-15 ans . SA_DA (B) (individuels)

9.1. Résultats par équipes

	Equipe	Club					Total
1	Cuisery	69--Espace gym Cuisery	41.7	45.8	40.8	43.9	172.2
2	Lyon	69--PL Villette Paul Bert	42.0	41.9	42.9	43.5	170.3
3	Gerland Mouche	69--A. L. Gerland Mouche	42.4	44.7	39.9	41.9	168.9
4	Rhodia club 2	38--Rhodia-Club Gymnastique	41.6	43.6	38.1	43.9	167.2
5	Anse	69--Jeunesse Ansoise	41.5	44.4	37.2	43.5	166.6
6	Irigny	69--Amicale laique Irigny	40.2	43.4	37.2	43.5	164.3
7	Le Chambon Feugerolle	42--La liberte le Chambon Feugerolle	40.1	43.8	36.4	42.7	163.0
8	Heyrieux	38--J.A.Heyrieux Gymnastique Sportive	37.6	42.9	39.3	42.3	162.1
9	Limonest 1	69--A.S.C.J.L. Limonest	40.8	41.7	36.2	42.5	161.2
10	Domène	38--Etoile sportive Doménoise	37.1	41.6	36.5	41.7	156.9
11	Montmelian	73--Ecole gym sportive Montmelian	39.0	37.5	30.3	40.5	147.3









9.2. Résultats individuels

	Gymnaste	Equipe	Annee					Total
1	COUTANT CLEMENCE	Lyon	2002	10.9	11.3	11.0	11.3	44.5
2	ROBIN LUNA	Gerland Mouche	2003	10.6	11.9	11.0	10.0	43.5
	ARIZTEGUI LOU ANNE	Cuisery	2004	10.6	11.7	10.3	10.9	43.5
4	ROBELET OCEANE	Cuisery	2003	10.6	11.2	10.0	11.1	42.9
5	EGHA AGHE MAELYS	Heyrieux	2005	9.7	11.7	10.7	10.6	42.7
6	LECCA LEONIE	Cuisery	2004	10.3	11.4	9.9	11.0	42.6
7	BUYLE-BODIN MATHILDA	Lyon	2006	10.4	10.4	10.7	11.0	42.5
8	GARNIER ANAIS	Gerland Mouche	2006	10.6	10.4	10.6	10.8	42.4
	SANTOS LEANE	Gerland Mouche	2006	10.9	11.3	9.2	11.0	42.4
10	SEIGNIER EMMA	Cuisery	2003	10.2	11.3	9.7	10.9	42.1
11	BARDIN LENA	Lyon	2004	9.5	11.1	10.6	10.8	42.0
	BERNARD MARIE LOU	Cuisery	2004	9.8	11.4	10.6	10.2	42.0
13	JARROSSON LAURE	Anse	2004	11.0	10.6	9.1	11.1	41.8
	DIOGO JUSTINE	Rhodia club 2	2005	10.2	10.6	10.0	11.0	41.8
	BERTHON ROMANE	Le Chambon Feugerolle	2004	9.7	11.3	10.2	10.6	41.8
16	LAGREVOL ALIX	Irigny	2002	10.1	10.6	9.5	11.3	41.5
	VITTOZ LEA	Rhodia club 2	2002	10.4	11.0	9.3	10.8	41.5
18	MORIN CLEA	Irigny	2004	10.0	11.2	9.4	10.8	41.4
	AULAS ANNA	Limonest 1	2004	10.3	10.3	9.6	11.2	41.4
20	MALJOURNAL LILY-ROSE	Anse	2004	10.4	11.4	9.6	9.9	41.3
21	LAFARGE LISA	Irigny	2002	10.1	11.2	9.0	10.9	41.2
22	ZAIDI MELAAZ	Rhodia club 2	2003	9.8	10.9	9.9	10.5	41.1
23	DEVILLE CLARA	Le Chambon Feugerolle	2004	9.9	11.3	9.2	10.6	41.0
24	BINDI CELIA	Domène	2004	10.1	10.6	10.1	10.0	40.8
25	PARRA CHLOE	Heyrieux	2005	9.7	10.2	10.0	10.5	40.4
26	CHAZELET JADE	Rhodia club 2	2006	10.2	11.1	7.7	11.2	40.2

27	GOUTTE TYFFANIE	Rhodia club 2	2005	10.8	9.4	8.9	10.9	40.0
28	HOULOT JULIETTE	Limonest 1	2004	10.3	10.4	8.5	10.7	39.9
29	DAVID CARLA	Gerland Mouche	2005	10.3	11.1	9.1	9.3	39.8
	SULPICE LOU	Lyon	2006	10.5	8.3	10.6	10.4	39.8
	ALLARD NODOKA	Montmelian	2004	10.0	10.6	9.0	10.2	39.8
32	FRANCOIS ALICE	Limonest 1	2004	9.8	11.0	8.7	10.2	39.7
33	BOURNAY LEA	Heyrieux	2003	9.3	10.8	8.5	11.0	39.6
34	MOREL LISE	Irigny	2005	10.0	10.4	9.3	9.8	39.5
35	PAUT MORGANE	Le Chambon Feugerolle	2005	10.2	10.4	8.4	10.4	39.4
	LARUE LENA	Cuisery	2003	10.2	8.9	9.5	10.8	39.4
37	DARME LUCIE	Anse	2005	9.9	9.0	9.6	10.7	39.2
38	TEIXEIRA ORLANE	Anse	2005	9.9	11.3	8.9	9.0	39.1
39	GARDE ROMANE	Domène	2004	8.9	10.5	8.8	10.8	39.0
	DOS SANTOS AMBRE	Le Chambon Feugerolle	2005	10.3	10.8	8.6	9.3	39.0
	TERMANIAN JULIETTE	Limonest 1	2004	10.2	10.0	8.4	10.4	39.0
42	TERRIER MANON	Anse	2003	10.2	11.1	6.4	10.8	38.5
43	ROUX EMMA	Montmelian	2005	9.8	10.2	8.3	10.1	38.4
44	BREANT CLEO	Irigny	2002	9.1	9.7	8.5	10.5	37.8
	LIARTE MANON	Rhodia club 2	2003	9.9	9.4	8.2	10.3	37.8
46	VALERO LOLA	Gerland Mouche	2006	9.2	8.7	9.1	10.1	37.1
	CORRON JOUVELINE	Le Chambon Feugerolle	2004	9.7	8.4	7.9	11.1	37.1
48	LHERBETTE LILLY	Heyrieux	2006	8.9	10.2	9.6	8.3	37.0
	WERNY LOUISE	Lyon	2004	9.0	9.1	10.0	8.9	37.0
50	REBILLARD ALINE	Domène	2004	8.5	9.4	8.9	10.1	36.9
51	LEMAILLE EMILIA	Domène	2003	9.0	11.1	8.7	7.9	36.7
52	MARICOT EVA	Limonest 1	2004	10.0	7.4	9.4	9.5	36.3
53	CHINOUNE SARAH	Gerland Mouche	2005	9.0	9.0	8.2	10.0	36.2
54	IHLER ELORA	Montmelian	2004	9.8	9.0	6.5	10.4	35.7
55	PETRA CASSANDRE	Le Chambon Feugerolle	2004	8.6	7.9	7.6	10.0	34.1
56	KUCA ALANIS	Heyrieux	2003	7.9	6.9	9.0	10.2	34.0
57	LABOURDETTE CELIA	Montmelian	2003	9.4	7.7	6.5	9.8	33.4
58	BONORA ENZA	Domène	2004	9.1	5.0	4.8	10.8	29.7
59	ECHAIB KAMELIA	Anse	2004	0.0	9.3	8.6	10.9	28.8
60	GRAVOUIL SALOME	Lyon	2005	10.2	0.0	9.9	8.5	28.6
61	FIAT ZELIE	Domène	2004	0.0	8.7	7.9	8.2	24.8

10. FEMININ NIVEAU5 11 + . SA_DA (individuels)

10.1. Résultats par équipes

	Equipe	Club					Total
1	Gerland Mouche 2	69--A. L. Gerland Mouche	43.6	47.2	45.1	42.7	178.6
2	Jonage	69--E.S.J gymnastique artistique	42.4	44.2	42.6	44.1	173.3
	Vénissieux	69--CMO Vénissieux	41.8	45.6	45.1	40.8	173.3
4	Nivolas Vermelle	38--Nivolas ALEP espoir gymnique	41.8	45.8	43.4	42.2	173.2
5	St Priest	69--Gymnique association Saint Priest	41.8	45.1	43.4	42.2	172.5
6	Pont de Claix	38--Pont de Claix amicale gymnique	41.2	43.4	43.8	43.8	172.2
7	Irigny	69--Amicale laïque Irigny	41.1	44.1	42.9	42.6	170.7
8	Echirolles AL	38--Echirolles Amicale Laïque Gym	39.8	44.3	41.2	42.1	167.4
9	L'Isle d'Abeau	38--La gym d'Abeau	41.4	40.7	42.3	42.2	166.6
10	Vaugneray	69--Union sportive de l'ouest Lyonnais	41.6	44.2	44.1	36.5	166.4
11	Gerland Mouche 1	69--A. L. Gerland Mouche	41.2	42.3	41.3	41.2	166.0
12	Limonest	69--A.S.C.J.L. Limonest	40.8	38.7	40.6	41.7	161.8
13	Tullins	38--La Vaillante de Tullins	38.8	38.1	41.7	39.2	157.8
Equipes déclassées							
	Equipe	Club					Total
1	Etoile beaujolaise	69--Etoile beaujolaise	38.9	42.8	38.8	41.1	161.6

10.2. Résultats individuels

	Gymnaste	Equipe	Annee					Total
1	DEWAELE JENNIE	L'Isle d'Abeau	1981	10.9	11.8	11.3	11.2	45.2
2	BEAL JULIE	Gerland Mouche 2	2000	10.9	12.0	11.2	10.7	44.8
3	GARRAUD CLAIRE	Gerland Mouche 2	1996	11.2	10.4	11.9	10.9	44.4
	TRESCARTE NINON	Etoile beaujolaise	2000	11.1	11.5	10.6	11.2	44.4
5	ROBIN MAYA	Gerland Mouche 2	1998	10.9	11.6	10.7	10.8	44.0
	GUILLEMIN MATHILDE	Echirolles AL	2002	10.2	11.9	10.6	11.3	44.0
7	MEULENYZER CAROLINE	Jonage	1984	10.7	11.3	10.8	11.1	43.9
8	PIOLAT LUDIVINE	Nivolas Vermelle	2000	10.6	11.5	11.0	10.7	43.8
9	HASSE LYNDA	Vénissieux	2000	10.5	11.4	11.2	10.6	43.7
10	COLLIN MAGUELONE	Pont de Claix	1998	10.3	11.3	10.9	11.0	43.5
11	PONSONNET LAURINE	Jonage	1985	10.1	11.4	10.8	10.9	43.2
	ROMERA CELINE	Irigny	1995	10.4	11.2	10.7	10.9	43.2
13	LONGERE CHLOE	St Priest	2003	10.2	11.7	11.2	10.0	43.1
14	MARZE LOU	Gerland Mouche 2	2002	10.6	12.1	11.3	9.0	43.0
	DUMONT EMMA	Jonage	2002	11.0	11.2	9.8	11.0	43.0
16	GALIFET COLINE	Nivolas Vermelle	2001	10.4	11.5	10.6	10.4	42.9
17	KAYADJANIAN NELLI	Vénissieux	2005	10.6	11.2	11.2	9.8	42.8
	GAY ALICE	Vaugneray	1997	11.2	10.8	10.7	10.1	42.8





19	BALLARD JULIE	Pont de Claix	2000	10.4	10.9	10.3	11.0	42.6
20	STRIMBERG EMMA	Irigny	2002	10.3	11.1	10.7	10.4	42.5
21	ADAM ALICE	Gerland Mouche 1	1997	10.4	11.3	10.4	10.3	42.4
22	AMBROISE MARLENE	Nivolas Vermelle	2003	9.9	11.3	10.6	10.5	42.3
	CHAIX MAELLE	Pont de Claix	2001	10.2	10.2	11.2	10.7	42.3
	BAQUE CHARLOTTE	Pont de Claix	2001	10.0	10.4	10.9	11.0	42.3
25	POITOU LOUNA	Echirrolles AL	2003	10.1	10.7	10.6	10.8	42.2
26	CURE-MARTIN AUDACE	St Priest	1996	10.3	11.5	9.2	11.0	42.0
	MATHURIN LEANE	St Priest	2003	9.8	10.8	11.1	10.3	42.0
	DURAFFOURG ELISA	Gerland Mouche 2	2000	10.5	11.5	10.4	9.6	42.0
29	RUSLI ANDREA	St Priest	1990	10.0	10.8	10.6	10.4	41.8
	BEKAKCHA LOLITA	Gerland Mouche 2	1999	10.4	11.5	9.6	10.3	41.8
	OLLIVIER ANNA	Vénissieux	2001	10.5	10.6	11.2	9.5	41.8
	CHAVANON LEILA	Irigny	2003	9.9	11.7	10.9	9.3	41.8
33	DUPONT MAELLE	Vénissieux	2000	10.2	11.5	11.5	8.5	41.7
	DOUET PENELOPE	Pont de Claix	2001	10.3	9.9	10.8	10.7	41.7
35	MEGNIGBETO ERYNE	St Priest	2001	11.1	10.0	10.0	10.5	41.6
36	RODRIGUEZ VICTORIA	Gerland Mouche 1	2000	10.6	10.9	10.2	9.6	41.3
	PELLET CANDICE	Nivolas Vermelle	2002	10.9	11.1	11.2	8.1	41.3
38	MOUDENE CAMELIA	Gerland Mouche 1	1996	9.8	10.4	10.2	10.8	41.2
	BENCHERIF ANAIS	Vénissieux	2004	10.1	11.5	10.1	9.5	41.2
40	PEYROT TIPHANYE	Gerland Mouche 1	1997	10.4	9.7	10.5	10.5	41.1
	PONCET ISABELLE	Vaugneray	1997	9.8	11.3	11.0	9.0	41.1
	MOLEINS LISA	Nivolas Vermelle	2000	9.4	11.5	10.1	10.1	41.1
	GOMICHEL EMMA	Limonest	1999	9.6	10.1	10.7	10.7	41.1
44	ZAPPA MARGAUX	Irigny	2002	10.1	10.1	10.6	10.1	40.9
	PETITJEAN LAEMLE BLANCHE	Pont de Claix	2003	9.6	10.8	9.7	10.8	40.9
	DAGUET CELIA	Tullins	2002	10.7	10.1	10.1	10.0	40.9
	PAULE MARION	Limonest	2000	10.5	9.3	10.2	10.9	40.9
48	JAUMONET MATHILDE	Jonage	1997	10.3	10.3	9.1	11.1	40.8
49	DA SILVA MELANIE	St Priest	2004	10.2	11.1	10.5	8.9	40.7
	GAUDIN MARIE	Vaugneray	1995	9.7	10.4	11.1	9.5	40.7
51	CORNUAU LUNA	Jonage	1998	10.0	9.9	10.5	10.2	40.6
	JAILLOT AMELIE	Nivolas Vermelle	2004	9.7	11.1	9.2	10.6	40.6
53	BOUCHACOURT CLARA	L'Isle d'Abeau	2004	10.3	8.5	10.7	10.9	40.4
54	HORTIGUE LAURIANNE	Limonest	1994	10.7	10.1	9.8	9.7	40.3
55	TONI MILEDJI	Vénissieux	1998	9.4	9.6	10.3	10.9	40.2
	MESQUIDA MARINE	Vaugneray	1993	10.4	11.7	11.3	6.8	40.2
57	CARRON LILIA	Echirrolles AL	2005	10.1	10.7	9.3	9.9	40.0
	CHOMEL MARINE	L'Isle d'Abeau	2004	9.9	9.9	10.8	9.4	40.0
59	ROMAN FLORIANE	Echirrolles AL	2002	8.4	10.7	10.7	10.0	39.8
60	ROSIER ELLYNN	Irigny	1996	10.3	7.9	10.3	11.2	39.7
	CHUZEVILLE EMA	L'Isle d'Abeau	2002	10.1	9.9	9.0	10.7	39.7
62	LAMAT PERRINE	Limonest	1999	10.0	9.2	9.9	10.4	39.5
63	LIONDORE FANNY	Echirrolles AL	1998	9.4	11.0	8.9	10.0	39.3
	DAGUET LAURA	Tullins	2002	9.8	9.0	10.3	10.2	39.3
	PICHON CHARLENE	Tullins	1992	8.8	10.2	10.9	9.4	39.3
66	LAGER MARGAUX	Etoile beaujolaise	2003	9.6	11.0	9.2	9.3	39.1
	CHAGNEUX MARION	Etoile beaujolaise	1997	9.4	9.3	9.8	10.6	39.1
68	DUSSAUGE CLOE	Etoile beaujolaise	2000	8.8	11.0	8.5	9.9	38.2
69	ODDOUX ZOE	L'Isle d'Abeau	1998	10.1	9.1	9.5	9.0	37.7
70	CARNEIRO LEANA	Vaugneray	1999	10.2	9.5	10.0	7.9	37.6
71	MICHALLON SOPHIE	Tullins	2000	9.4	8.8	8.6	9.6	36.4
72	PICHON EMELINE	Tullins	1996	8.9	8.0	10.4	6.2	33.5
73	AUDUC SOPHIE	Jonage	1981	10.4	0.0	10.5	8.6	29.5
74	BENATMANE AMEL	Irigny	1996	0.0	8.3	10.0	9.1	27.4

75	FERREIRA OPHELIE	Etoile beaujolaise	2000	0.0	0.0	9.2	9.4	18.6
76	GUILLIMIN JUSTINE	L'Isle d'Abeau	2003	0.0	0.0	0.0	0.0	0.0

Résultats de la compétition
Régional filière nationale
La Tour du Pin
24 et 25 mars 2018

1. FEMININ NIVEAU1 11 + . SA_DA (individuels)

1.1. Résultats par équipes









	Equipe	Club					Total
1	Villette d Anthon	69--Villette gym	34.9	31.4	35.9	39.7	141.9
2	Privas	7--SC Privas gym	33.3	32.4	35.9	38.9	140.5
3	Loriol	26--Groupe omnisports Loriolais	33.3	32.4	36.6	36.3	138.6
4	Anse	69--Jeunesse Ansoise	33.0	32.9	35.2	36.5	137.6

1.2. Résultats individuels





	Gymnaste	Equipe	Annee					Total
1	QUINTANA CLOE	Privas	1999	11.8	12.4	12.9	14.2	51.3
2	THEVENET LEA	Loriol	2000	10.8	13.7	13.4	13.0	50.9
3	AGHADJANIAN EMMA	Villette d Anthon	2000	12.3	11.4	12.7	12.9	49.3
4	CHUZEVILLE CLARA	Anse	2000	12.0	11.1	13.0	12.6	48.7
5	TURPIN MAELLE	Anse	1994	10.6	12.1	11.7	11.3	45.7
	NIERING LEA	Villette d Anthon	2000	11.1	10.6	11.4	12.6	45.7
7	BRIOT TESS	Privas	2001	10.8	9.4	12.3	12.4	44.9
8	LACOMBE ENERYCE	Villette d Anthon	2004	10.3	8.1	10.9	14.2	43.5
9	GUIRON CELIA	Privas	2003	10.6	9.8	10.6	12.3	43.3
10	BERGER PRALY OCEANE	Loriol	2002	12.0	9.0	11.4	10.7	43.1
11	MORTREUX SUZANNE	Anse	2000	10.4	9.3	10.5	12.6	42.8
12	AYRAUD PERRINE	Privas	1984	10.7	10.2	9.4	12.0	42.3
13	BONNET MAELLE	Loriol	2002	10.1	9.7	11.6	10.0	41.4
14	TARIFA ANOUK	Villette d Anthon	1999	10.9	0.0	11.8	12.2	34.9
15	GENETTE MANDY	Loriol	2001	10.5	0.0	11.6	12.6	34.7
16	NGOUNOU PAULINE	Villette d Anthon	2003	11.5	9.4	0.0	0.0	20.9
17	VASSAS ELEA	Privas	2001	0.0	8.9	10.7	0.0	19.6
18	ZEIMEN CORALIE	Anse	2000	9.8	9.7	0.0	0.0	19.5

2. FEMININ NIVEAU7 11 + . SA_DA (individuels)

2.1. Résultats par équipes

	Equipe	Club					Total
1	Crolles	38--Gym et rythme Crolles	38.7	39.8	36.9	41.2	156.6
2	Villeurbanne ASL	69--A.S.L.Gratte-Ciel	39.3	38.3	39.4	39.1	156.1
3	Gerland Mouche	69--A. L. Gerland Mouche	38.3	37.6	39.3	40.6	155.8
4	Loriol	26--Groupe omnisports Loriolais	38.8	37.5	37.7	39.5	153.5
5	Crest 1	26--US Crétoise gymnastique	39.7	36.5	38.3	38.5	153.0
6	Diémoz	38--Gym Diémoise	38.4	35.7	39.3	39.4	152.8
7	Sablons	38--Sablons	37.4	37.7	39.8	36.9	151.8
8	Allex 2	26--Section gymnique Allex	35.2	34.8	37.5	39.5	147.0
9	Le Chambon Feugerolle	42--La liberte le Chambon Feugerolle	37.5	31.4	38.0	37.3	144.2
10	Echirolles AL	38--Echirolles Amicale Laique Gym	36.4	29.6	37.2	35.1	138.3
11	La Tour du Pin 1	38--L'alerte gymnastique la Tour du Pin	27.2	32.6	35.8	36.4	132.0
12	Vaulx en Velin CG	69--Club gymnique Vaulx en Velin	24.6	27.5	29.5	36.0	117.6
13	Le Coteau	42--Vigilante le Coteau	25.6	19.8	30.6	29.4	105.4
Equipes déclassées							
	Equipe	Club					Total
1	St Georges de Reneins	69--Etoile beaujolaise	37.8	34.5	38.3	37.9	148.5

2.2. Résultats individuels

	Gymnaste	Equipe	Annee					Total
1	VITALLY EMMANUELLE	Crolles	1984	9.8	10.8	10.1	10.9	41.6
2	PERRAT SEGOLENE	Villeurbanne ASL	2002	10.2	9.9	10.1	10.8	41.0
3	FREIRE CHARLENE	Gerland Mouche	2002	10.1	10.2	10.0	10.5	40.8
4	VITRY MORGANE	Diémoz	2006	9.9	10.1	10.3	10.2	40.5
5	ROUABAH ELIA	Crest 1	2005	10.7	10.2	9.8	9.7	40.4
6	DUREL MARIE	Gerland Mouche	2000	9.6	9.7	9.7	10.3	39.3
7	PIGEONNAT MEIJE	Crolles	2002	9.4	10.1	9.5	10.1	39.1
8	MACRON JASMINE	Loriol	2001	9.8	10.0	9.0	10.1	38.9
9	JOUSSE LEA	Crest 1	2004	9.8	8.8	9.5	10.1	38.2
	PETEUIL ENOLA	St Georges de Reneins	2005	9.6	9.7	9.4	9.5	38.2
11	PONTON EMY	Crest 1	2005	10.1	9.3	9.4	9.3	38.1
	TRANCHAND CHARLOTTE	Sablons	2005	9.4	8.5	10.3	9.9	38.1
	VALLET CHLOE	Sablons	2005	9.8	9.4	10.1	8.8	38.1
14	LADREYT LENA	Loriol	2004	9.6	9.0	9.3	10.1	38.0
	ZANCANARO LEA	Loriol	2004	9.0	10.3	9.6	9.1	38.0
	GAUCHEZ MILA	St Georges de Reneins	2006	9.2	9.3	9.9	9.6	38.0
17	MEYER CLARA	Villeurbanne ASL	2001	9.2	9.5	9.8	9.3	37.8
	MANOUVRIER CLARA	Sablons	2005	9.4	9.5	9.7	9.2	37.8
	BOREL ILONA	Diémoz	2005	9.8	8.5	9.9	9.6	37.8





20	DAHIA BARKA	La Tour du Pin 1	2005	9.8	9.2	9.2	9.5	37.7
21	BERTHON LISA	Le Chambon Feugerolle	2002	9.3	8.8	9.7	9.7	37.5
	BELKHADRIA FIRDAWS	Villeurbanne ASL	2005	9.9	9.4	9.6	8.6	37.5
23	CHAZELLE MANON	Crolles	2005	9.6	9.5	7.8	10.4	37.3
24	VAUMOUSSE MAYA	Gerland Mouche	2002	9.1	9.3	9.1	9.7	37.2
	VELHO AGATHE	Villeurbanne ASL	2004	9.9	8.2	9.4	9.7	37.2
26	JAMART JULIE	Gerland Mouche	2002	8.8	8.4	9.6	10.0	36.8
27	VICENT LUCIE	Gerland Mouche	2003	9.5	7.3	10.0	9.8	36.6
	PAILLARD CAMILLE	Alex 2	2005	8.5	8.5	9.8	9.8	36.6
	PICARD EVA	Villeurbanne ASL	2004	9.3	9.5	8.5	9.3	36.6
30	COMBE MAEVA	Loriol	2003	9.5	8.2	9.1	9.6	36.4
31	HOSPITAL EVANA	Le Chambon Feugerolle	2003	9.1	8.2	9.5	9.5	36.3
	SCAT AUDREY	St Georges de Reneins	2004	9.3	8.2	9.3	9.5	36.3
33	BRUSTOLIN LÉANA	Crest 1	2004	9.1	8.1	9.6	9.4	36.2
	BOSMORIN LUCIE	Diémoz	2006	9.8	8.8	8.0	9.6	36.2
35	CUSERNE NATACHA	Loriol	2006	9.9	6.8	9.7	9.7	36.1
36	PASCAL MELINE	Alex 2	2005	9.0	9.2	7.9	9.8	35.9
37	MASSON OCÉANE	Crest 1	2002	9.1	8.2	9.3	9.2	35.8
38	AUDARD ANAELLE	La Tour du Pin 1	2005	8.2	9.5	9.0	9.0	35.7
	BENALLAL LINA	Le Chambon Feugerolle	2006	10.1	6.8	9.7	9.1	35.7
40	SCHRIQUI CAMILLE	Crolles	2006	9.9	9.4	8.2	7.9	35.4
	GUILLET MORGANE	Alex 2	2003	8.6	8.6	10.0	8.2	35.4
	PILET MADELEINE	Diémoz	2004	8.9	7.3	9.5	9.7	35.4
43	HOSPICE KELLY	Sablons	2003	8.8	9.4	9.7	7.4	35.3
44	PATRIARCA JULIETTE	Villeurbanne ASL	2003	8.9	7.1	9.9	9.3	35.2
45	BRUCHON ANAELLE	Alex 2	2002	8.8	7.7	8.7	9.9	35.1
	SIHANATH WENS LANA	Le Coteau	2005	8.5	9.1	9.2	8.3	35.1
47	BEN BELGACEM DELIA	Echirrolles AL	2004	8.9	7.2	9.2	9.7	35.0
	BOCCACCIO MARIE SARAH	Diémoz	2006	8.3	8.3	9.6	8.8	35.0
49	LAIADHI AMBRINE	Echirrolles AL	2004	9.3	7.7	9.8	7.8	34.6
	PLANTIER CLEA	Vaulx en Velin CG	2003	8.3	7.3	9.4	9.6	34.6
	CHAMPIER MARJORIE	St Georges de Reneins	2004	9.1	6.8	9.7	9.0	34.6
52	LAURENT CHLOE	La Tour du Pin 1	2004	9.2	6.8	9.4	9.1	34.5
	BLANC CHLOE	Sablons	2004	7.9	9.4	8.2	9.0	34.5
54	POCHON LÉNA	Alex 2	2005	7.0	8.5	8.9	10.0	34.4
55	SUGIER CAMILLE	Alex 2	2003	8.8	8.3	8.8	8.2	34.1
56	CARRE ANAIS	Vaulx en Velin CG	2003	9.2	7.3	8.2	9.3	34.0
57	BOUOUDEN KAHINA	Le Chambon Feugerolle	2004	9.0	7.2	8.6	9.0	33.8
58	BRENDERS JULIE	Gerland Mouche	1999	8.9	7.1	9.1	8.4	33.5
59	MAGNAT CAMILLE	Diémoz	2002	8.7	6.9	7.8	9.9	33.3
60	BOULEY FAUSTINE	St Georges de Reneins	2005	9.7	6.8	7.3	9.3	33.1
61	DOLEAC LEA	St Georges de Reneins	2005	9.2	7.3	8.3	8.2	33.0
62	ZAIDI MAYSAN	Echirrolles AL	2004	9.3	4.6	9.1	9.7	32.7
63	NAZIH CHAIMA	Le Chambon Feugerolle	2004	8.4	7.2	9.1	7.8	32.5
64	WILMET LAURA	Echirrolles AL	2004	8.9	7.4	9.1	7.0	32.4
65	MONTI VIOLETTE	Crolles	2003	8.9	7.3	6.2	9.8	32.2
66	BARRIQUAND LEA	Le Coteau	1999	8.5	8.2	5.7	7.1	29.5
67	BOIRON CELIA	Loriol	2003	7.6	5.8	6.1	7.9	27.4
68	VAVRE NOEMIE	Vaulx en Velin CG	2002	0.0	7.7	9.5	9.5	26.7
69	CRUVES EMMA	Crolles	2004	8.6	0.0	9.1	8.0	25.7
70	VETTER INDIANA	Le Coteau	2001	8.6	2.5	7.0	7.4	25.5
71	MUNOZ LOU ANNE	La Tour du Pin 1	2004	0.0	7.1	8.2	8.8	24.1
72	GRAIL NOEMIE	Sablons	2000	7.3	0.0	8.8	7.7	23.8
73	MARTI LOUANE	Echirrolles AL	2004	0.0	7.3	7.9	7.9	23.1
74	ADOU-HUTIN LOU-ANN	Vaulx en Velin CG	2006	7.1	5.2	2.4	7.6	22.3
75	LAMURE JULIETTE	Le Coteau	2004	0.0	0.0	8.7	6.6	15.3

3. FEMININ NIVEAU6 11-18 ans . SA_DA (individuels)

3.1. Résultats par équipes

	Equipe	Club					Total
1	Romans	26--Avenir de Romans	41.8	44.2	42.2	46.0	174.2
2	Bourg St Maurice	73--BSM gym Bourg St Maurice	40.0	44.8	43.9	45.1	173.8
3	Le Chambon Feugerolle	42--La liberte le Chambon Feugerolle	40.7	42.8	43.0	44.5	171.0
4	Albens	73--Union gymnique Albens	39.7	43.4	41.6	44.9	169.6
5	Pont de Claix	38--Pont de Claix amicale gymnique	40.3	41.7	39.5	42.2	163.7
6	Bron	69--Amicale Laïque de Bron	38.4	42.3	38.8	42.5	162.0
7	Allex	26--Section gymnique Allex	39.5	39.3	40.1	42.5	161.4
8	Marcy Charbonnières	69--AS Marcy-Charbonnières	38.6	38.9	39.8	43.5	160.8
	St Georges de Reneins	69--Etoile beaujolaise	42.4	39.4	35.9	43.1	160.8
10	Echirrolles AL	38--Echirrolles Amicale Laïque Gym	35.2	37.4	35.4	42.7	150.7
11	Tullins	38--La Vaillante de Tullins	34.2	35.3	35.0	41.9	146.4
12	Villette d Anthon	69--Villette gym	24.7	36.3	38.1	42.6	141.7





3.2. Résultats individuels

	Gymnaste	Equipe	Annee					Total
1	DINIS MAELYS	Romans	2006	10.8	11.0	11.4	11.5	44.7
2	PICCOLO COLINE	Le Chambon Feugerolle	2003	10.7	11.0	11.1	11.3	44.1
3	IMBERT LOLA	Bourg St Maurice	2002	9.6	11.5	11.3	11.4	43.8
4	MARGUIN JADE	St Georges de Reneins	2006	11.0	10.5	10.6	11.6	43.7
5	CAILLAT AYLIN	St Georges de Reneins	2006	11.2	11.0	10.4	11.0	43.6
6	SERGIENKO AGATHE	Romans	2004	10.8	11.1	10.1	11.5	43.5
7	BERARD JUSTINE	Bourg St Maurice	2002	10.1	10.8	10.6	11.4	42.9
8	GUABELLO AMANDINE	Albens	2001	9.8	11.2	10.4	11.4	42.8
9	STIHPASEUTH EMMA	Romans	2005	10.3	11.2	9.7	11.5	42.7
10	DELOBEL MORGANE	Albens	2006	10.8	10.8	10.5	10.5	42.6
11	DHANDA WILLOW	Bourg St Maurice	2003	9.5	10.8	11.0	11.2	42.5
12	COLLIN CELIA	Pont de Claix	2003	9.9	10.6	10.9	11.0	42.4
13	EPALLE ENOLA	Le Chambon Feugerolle	2002	9.8	10.8	10.5	11.2	42.3
14	DERPARSEGHIAN MALOU	Romans	2002	9.9	10.7	10.0	11.5	42.1
15	BONGUE MONIQUE	Le Chambon Feugerolle	2002	9.4	10.5	11.0	10.9	41.8
16	PALOMBA LILOU	Bourg St Maurice	2003	10.5	11.5	8.8	10.9	41.7
17	BERNIER MARIE	Bourg St Maurice	2000	9.1	10.4	11.0	11.1	41.6
18	DE TARLE OLYMPE	Marcy Charbonnières	2001	10.1	10.2	10.0	11.2	41.5
19	BESANÇON-MATILE LEA	Bron	1999	9.7	10.9	9.5	11.1	41.2
20	BOUCHET LYDIE	Le Chambon Feugerolle	2005	10.5	10.5	9.4	10.7	41.1
21	SARDA LOU	Albens	2002	9.1	10.4	10.2	11.3	41.0
22	BELHOUT LOUISA	Bron	2003	9.1	10.9	10.5	10.4	40.9
23	NEEL JULIA	Marcy Charbonnières	2006	10.5	9.1	10.1	11.0	40.7
24	VERDA AMANDINE	Allex	2003	10.2	9.8	9.1	11.3	40.4
25	ARLES LUCIE	Echirrolles AL	2000	9.0	9.8	10.2	11.1	40.1

26	FREY MAEVA	Bron	2005	9.6	10.5	9.5	10.4	40.0
	MOSSIRE SARAH	Albens	2003	8.5	10.8	9.2	11.5	40.0
28	BOYER LAURIANNE	Le Chambon Feugerolle	2003	9.7	9.7	10.3	10.0	39.7
29	RASPAIL ELINA	Alex	2002	9.9	8.0	11.0	10.6	39.5
30	CARRIER MALORIE	Albens	2001	9.1	10.6	10.5	9.2	39.4
31	MOULUN ZOE	Albens	2001	10.0	8.6	10.0	10.7	39.3
32	LELEUX CHARLOTTE	Pont de Claix	2002	10.2	9.6	9.3	10.1	39.2
33	TEYSSIER EMMA	Bron	2003	9.7	10.0	8.8	10.6	39.1
	SOLANS JULIE	Pont de Claix	2003	9.9	10.7	8.6	9.9	39.1
35	RESSOUCHE EMMA	Marcy Charbonnières	2001	9.2	9.6	10.2	10.0	39.0
	BELKHADEM LILIA	Pont de Claix	2001	9.0	10.8	10.1	9.1	39.0
37	GRIVOLAT LAURIANE	Romans	2000	8.2	10.6	8.7	11.3	38.8
38	COTTIN TEA	Marcy Charbonnières	2001	8.8	10.0	9.5	10.4	38.7
39	BOULARD CLARA	Alex	2004	10.2	9.7	9.4	9.3	38.6
40	MARION LOLA	Alex	2002	9.2	8.2	10.6	10.0	38.0
41	CROZIER NIMA	Bourg St Maurice	2004	9.8	11.0	9.2	7.9	37.9
42	FOURNIER LALIE	Villette d Anthon	2005	8.3	9.0	9.8	10.4	37.5
43	ALONSO ROMANE	Alex	2002	8.8	10.2	8.0	10.4	37.4
44	ANSELME PAULINE	Villette d Anthon	2004	8.3	8.8	9.4	10.5	37.0
	VALLON ZOE	Echirrolles AL	2004	9.2	9.3	8.2	10.3	37.0
	DURAND YAELE	St Georges de Reneins	2006	10.1	9.2	7.5	10.2	37.0
47	ROSSI INES	Echirrolles AL	2006	8.3	9.0	9.0	10.6	36.9
48	AURAND LISA	Bron	2000	9.4	8.7	9.3	9.4	36.8
49	UBIALI LUNA	Echirrolles AL	2002	8.7	9.3	8.0	10.7	36.7
50	FLORES FANNY	St Georges de Reneins	2005	10.1	8.7	7.3	10.3	36.4
51	TAVEL GWENDOLINE	Tullins	2002	8.4	10.0	9.2	8.6	36.2
52	MAUGARD CLARA	Alex	2001	8.8	9.6	7.2	10.2	35.8
53	GUIOT EMMA	Tullins	2001	9.2	8.5	7.6	10.3	35.6
54	SINDEL MARGOT	Tullins	2000	7.9	8.1	8.8	10.3	35.1
55	LARACINE LIV	Bron	2006	8.2	8.9	8.8	8.8	34.7
56	BONNEFOY CHLOE	Villette d Anthon	2001	8.1	6.9	8.7	10.7	34.4
57	ARRUFAT MAELIA	Tullins	2002	8.1	8.7	6.4	10.8	34.0
58	CREN LOLA	St Georges de Reneins	2005	9.2	7.3	7.4	10.0	33.9
59	BAUDEUF CHLOE	Pont de Claix	2005	8.6	6.1	8.9	9.3	32.9
60	BELLEGARDE ORNELLA	Romans	2000	0.0	10.9	10.7	11.1	32.7
61	MATTIOTTI CHLOE	Villette d Anthon	2004	0.0	10.4	10.2	11.0	31.6
62	BOURDREZ MANON	Tullins	2001	8.5	2.7	9.4	10.5	31.1
63	BICAIS LISA	Pont de Claix	2001	10.3	0.0	9.2	11.2	30.7
64	BERGER ALEXIANE	Le Chambon Feugerolle	2004	8.8	0.0	10.4	11.1	30.3
65	GEORDY VALENTINE	Marcy Charbonnières	2001	8.5	0.0	9.4	10.9	28.8
66	LANCON ANGELIQUE	Villette d Anthon	2003	0.0	8.1	8.5	9.9	26.5

4. FEMININ NIVEAU7 11 + . SA_DA (B) (individuels)

4.1. Résultats par équipes

	Equipe	Club					Total
1	Cuisery	69--Espace gym Cuisery	38.4	39.8	40.2	41.3	159.7
2	Bourg St Maurice	73--BSM gym Bourg St Maurice	38.9	39.9	38.5	41.2	158.5
3	Moirans	38--CLUB GYM MOIRANNAIS	37.2	40.2	39.5	40.5	157.4
4	Romans	26--Avenir de Romans	37.4	39.8	40.0	39.5	156.7
5	St Quentin Fallavier	38--St Quentin Fallavier	37.0	40.0	39.3	39.4	155.7
6	Alex 1	26--Section gymnique Alex	37.4	38.5	39.2	40.3	155.4
7	St Just St Rambert	42--FJEP St-Just St-Rambert	37.5	38.7	37.2	40.0	153.4
8	La Tour du Pin 2	38--L'alerte gymnastique la Tour du Pin	37.9	37.1	38.5	39.2	152.7
9	Meyzieu	69--FJEP Meyzieu	37.2	37.1	38.7	39.1	152.1
10	Belleville sur Saone	69--Gym club Belleville beaujolais	35.9	37.1	39.0	40.0	152.0
11	Lyon Ste Blandine	69--Espérance Sainte Blandine de Lyon	37.0	35.6	39.7	39.0	151.3
12	Domène	38--Etoile sportive Doménoise	35.7	35.4	39.1	37.9	148.1
13	Crest 2	26--US Crétoise gymnastique	35.8	34.9	37.9	38.0	146.6
14	Miribel	1--ULM gymnastique	35.6	27.7	33.4	31.7	128.4

4.2. Résultats individuels





	Gymnaste	Equipe	Annee					Total
1	BRET ELISE	Alex 1	2004	9.7	10.3	10.3	10.3	40.6
2	BLACHE MAYLIS	Moirans	2003	9.4	10.5	10.1	10.2	40.2
3	EMERY NINA	Bourg St Maurice	2004	9.6	10.2	10.0	10.3	40.1
4	THIBAUT LOUISE	Bourg St Maurice	2005	10.0	9.7	9.8	10.4	39.9
	ROCHE LISON	Romans	2003	9.4	10.2	10.1	10.2	39.9
6	DUSSERRE FLAVIE	Cuisery	2004	9.9	9.7	9.7	10.5	39.8
7	JOURJON CASSANDRA	St Just St Rambert	2004	10.0	9.9	9.5	10.3	39.7
8	JACOB EWL	Cuisery	2005	9.3	9.9	10.1	10.3	39.6
	VANPEVENAGE CAMILLE	Cuisery	2006	9.3	10.0	10.0	10.3	39.6
10	MOUSSEUX PEMA	Bourg St Maurice	2004	9.7	10.1	9.1	10.3	39.2
	DURAND ANNA	Romans	2001	9.3	10.0	10.0	9.9	39.2
12	COLIN AURELIE	Moirans	2003	9.3	10.2	9.3	10.2	39.0
	ADIGERY NEOELYNE	Moirans	2004	9.2	9.6	10.1	10.1	39.0
	VIVANT SARAH	Cuisery	2006	8.9	10.2	10.0	9.9	39.0
15	BISIAUX BLANCHE	Bourg St Maurice	2005	9.6	9.9	9.3	10.1	38.9
16	MANJOT CLEMENCE	Meyzieu	2006	10.0	9.4	9.4	10.0	38.8
17	GUICHARD ELODIE	Cuisery	2005	9.8	8.8	9.9	10.2	38.7
18	KLEIN EMMA	St Quentin Fallavier	2001	8.7	10.1	9.9	9.8	38.5
	TOURON CLARA	Romans	2001	9.4	9.8	10.1	9.2	38.5
20	DEROUINEAU JULIA	St Quentin Fallavier	2004	9.8	9.8	9.0	9.8	38.4
	GRANJON EVA	St Quentin Fallavier	2001	9.1	10.1	9.2	10.0	38.4
22	FAUCHOT MANON	Alex 1	2002	9.3	9.4	9.9	9.7	38.3

	RUIZ LAURA	Moirans	2001	9.3	9.9	9.3	9.8	38.3
	GAJDA JUSTINE	Meyzieu	2002	9.4	9.2	9.7	10.0	38.3
	MOREY ANAELLE	St Quentin Fallavier	2000	9.2	9.7	9.6	9.8	38.3
	NATALIZIO CAMILLE	St Quentin Fallavier	2001	8.5	10.0	10.1	9.7	38.3
27	SCAIOLA EDMEE	St Just St Rambert	2004	9.1	9.3	9.8	10.0	38.2
	GUILLET LISA	La Tour du Pin 2	2005	10.1	8.7	9.6	9.8	38.2
29	BARTHABURU JADE	Moirans	2002	8.8	9.6	9.7	10.0	38.1
30	BROCHARD EMMA	Alex 1	2004	9.2	9.6	9.0	10.2	38.0
	CETIN NILAE	Belleville sur Saone	2004	8.7	9.7	9.5	10.1	38.0
	THOMAS CHLOE	Romans	2004	9.3	9.8	9.7	9.2	38.0
33	MAILLET LAURA LINE	Domène	2006	9.4	9.0	9.9	9.6	37.9
	WOELFFEL JUSTINE	Belleville sur Saone	2005	8.6	9.5	9.8	10.0	37.9
35	GRANGIER LI ANNA	La Tour du Pin 2	2005	9.4	10.5	8.1	9.8	37.8
	BOULARD JESSICA	Alex 1	2001	9.2	9.1	9.7	9.8	37.8
	DAMOUR MAEVA	Meyzieu	2000	9.1	8.3	9.9	10.5	37.8
38	DUMONT CAMILLE	Cuisery	2004	9.4	8.3	10.1	9.9	37.7
39	PEREZ KYRA	Lyon Ste Blandine	2002	9.4	9.6	9.8	8.8	37.6
40	OLIVERO NINON	Alex 1	2003	9.2	9.2	9.1	10.0	37.5
	PILLARD CLARA	Belleville sur Saone	2005	8.9	9.7	9.1	9.8	37.5
	TOUIL LEILA	Lyon Ste Blandine	2004	9.8	8.6	9.6	9.5	37.5
43	MARECHAL AMBRE	Lyon Ste Blandine	2004	9.4	8.4	9.9	9.6	37.3
44	PORTERET EMMA	La Tour du Pin 2	2005	8.6	9.4	9.5	9.7	37.2
	DESHAYES EMMA	Crest 2	2004	9.4	8.5	9.6	9.7	37.2
	GALLET LOU	Belleville sur Saone	2004	8.9	8.2	10.0	10.1	37.2
47	RAMIREZ EMMA	St Quentin Fallavier	2001	8.9	8.7	9.7	9.8	37.1
48	BERTRAND CAMILLE	La Tour du Pin 2	2005	8.8	8.5	9.8	9.9	37.0
	AISA ALEXANDRA SACHA	Bourg St Maurice	2004	9.1	8.3	9.4	10.2	37.0
	CHENEVIER AMANDINE	Romans	2001	9.3	7.7	9.8	10.2	37.0
51	OGIER DAPHNE	Lyon Ste Blandine	2006	8.4	8.1	10.3	10.1	36.9
52	CHAKMA LAURA	Crest 2	2004	9.2	8.6	9.4	9.6	36.8
53	TONG THI MEI	Moirans	2003	8.6	8.5	9.6	10.0	36.7
54	VILLEMAGNE CHLOE	St Just St Rambert	2004	8.9	9.8	8.5	9.4	36.6
	CHEVALIER ELISE	Belleville sur Saone	2004	9.4	7.8	9.7	9.7	36.6
56	SOULIE ALIX	Crest 2	2004	8.9	9.1	9.7	8.7	36.4
57	MARCELINO AURIANE	Meyzieu	2003	8.7	9.9	9.0	8.6	36.2
58	BOUCHET LEANE	St Just St Rambert	2005	9.3	7.6	9.4	9.8	36.1
	BOISSIN CHARLOTTE	Miribel	2003	8.9	8.5	8.8	9.9	36.1
60	MALOD BETTY	La Tour du Pin 2	2005	9.6	8.5	9.6	8.2	35.9
61	ABBAZ MANON	Crest 2	2006	8.3	8.7	9.2	9.6	35.8
	LAINS CHIARA	Lyon Ste Blandine	2005	7.3	9.0	9.7	9.8	35.8
63	FAURE ANAELLE	Alex 1	2003	8.5	8.3	9.3	9.5	35.6
64	RISSE ROXANE	Domène	2006	8.0	9.2	9.3	9.0	35.5
65	RIGOLETTI JUSTINE	Domène	2004	9.1	7.4	9.7	8.9	35.1
66	NOURAI LEINA	Domène	2006	9.2	7.8	9.7	8.3	35.0
	KEDIDA NEHLA	Meyzieu	2005	8.7	8.6	9.1	8.6	35.0
68	BAIRRO SALOME	St Just St Rambert	2004	9.1	9.7	6.2	9.9	34.9
	RABAH LINA	Meyzieu	2004	8.6	8.3	9.7	8.3	34.9
70	GHREBA JADE	St Just St Rambert	2002	8.7	9.3	6.8	9.8	34.6
71	PUYDEBOIS LOUISE	Miribel	2003	9.8	7.0	8.9	8.7	34.4
72	MERCIER ABIGAIL	Lyon Ste Blandine	2004	8.2	7.3	9.2	9.3	34.0
73	BENGRINE CAMELIA	Belleville sur Saone	2005	8.1	7.1	9.1	8.6	32.9
74	PAIXAO ELOÏSE	Crest 2	2005	7.9	7.0	7.6	9.1	31.6
75	GOUIN ANOUK	Domène	2005	0.0	9.4	9.8	9.7	28.9
76	LACROIX ALICIA	Miribel	2004	8.6	8.0	7.4	4.5	28.5
77	VITTOZ ELISE	Miribel	2005	8.3	4.2	8.3	7.2	28.0
78	MARION PAULINE	Domène	2003	0.0	7.8	9.4	9.6	26.8





79	DEBARRE MANON	Miribel	2006	8.1	3.9	2.8	5.9	20.7
----	---------------	---------	------	-----	-----	-----	-----	------

5. FEMININ NIVEAU2 11 + . SA_DA (individuels)

5.1. Résultats par équipes

	Equipe	Club					Total
1	Crolles	38--Gym et rythme Crolles	35.8	37.0	36.5	40.6	149.9
2	Irigny	69--Amicale laïque Irigny	35.1	34.5	35.8	40.3	145.7
3	Crest	26--US Crétoise gymnastique	33.3	36.7	36.1	39.4	145.5
4	Riorges	42--Olympique Riorges gymnastique	35.0	31.2	37.1	40.3	143.6
5	La Tour du Pin	38--L'alerte gymnastique la Tour du Pin	31.8	37.2	33.6	39.5	142.1
6	St Priest	69--Gymnique association Saint Priest	34.8	29.6	33.1	36.9	134.4
7	Chaponnay	69--Chaponnay gym	32.4	30.3	30.1	36.7	129.5





5.2. Résultats individuels

	Gymnaste	Equipe	Annee					Total
1	ROLLAND CELIE	Crest	2000	12.0	13.5	11.9	13.3	50.7
2	ORAND CHRISTELLE *	Aix les Bains 1 (indiv)	1987	10.9	13.4	13.3	13.0	50.6
3	CUPANI MARINE	Crolles	1992	12.2	12.2	11.3	13.8	49.5
4	VIGNAL MANON	Crolles	1999	11.9	11.9	11.7	13.6	49.1
5	LESCUREUX TESS	Crolles	1997	11.7	11.5	12.1	13.2	48.5
	CHAMBERT ESTHER	Riorges	1993	12.2	11.0	11.8	13.5	48.5
7	DESVIGNES ANTHEA	La Tour du Pin	2003	10.6	13.4	11.0	13.3	48.3
8	ODIN LILOU	La Tour du Pin	2003	10.7	12.6	11.2	13.7	48.2
9	VANBECELAERE MANON	Irigny	1998	11.8	11.1	12.0	13.0	47.9
	TOUREY AMBRINE	Riorges	1998	11.0	11.2	12.5	13.2	47.9
11	LALOZ CLEMENCE	Crolles	2000	11.3	11.2	12.4	12.7	47.6
12	PARIZOT AUDREY	Irigny	1996	11.6	10.4	11.5	13.7	47.2
13	DECLAS COLINE	Riorges	1999	11.8	9.0	12.4	13.6	46.8
14	BONNIER MATHILDE	Irigny	1990	10.8	11.6	12.3	11.7	46.4
15	PARIZOT ESTELLE	Irigny	1996	10.4	11.1	11.2	13.6	46.3
16	SEON ZOE	Crest	2004	10.2	10.6	12.2	13.2	46.2
17	MOYNE PAULINE	Irigny	1998	11.7	11.8	10.3	12.3	46.1
18	PYTEL YSEE	St Priest	2001	12.3	10.1	10.5	12.9	45.8
19	POIGNANT MARION *	Savigny 1 (indiv)	1989	10.2	11.5	10.8	13.1	45.6
20	BENOIT MARGO	Crest	2001	10.2	10.8	11.1	12.9	45.0
21	JUNAIDI VANESSA	Crest	2003	10.5	9.1	12.0	12.9	44.5
22	VICHERD CANDICE	La Tour du Pin	1998	10.2	11.2	11.0	11.4	43.8
23	INGRASSIA CLARA	Chaponnay	1999	11.0	10.5	10.3	11.9	43.7
24	SCAPOTTA ANDREA	St Priest	1992	10.7	10.2	10.1	12.4	43.4
	PALET OCEANE	Chaponnay	1998	10.8	10.4	8.9	13.3	43.4
26	GUERY JUSTINE	St Priest	1994	11.0	9.3	11.0	11.2	42.5
27	SIMON MARIE	Riorges	1991	10.3	7.6	11.7	12.2	41.8
28	CHERON CASSANDRA	St Priest	1990	10.4	8.9	10.7	11.6	41.6
29	STIVAL LUCIE	La Tour du Pin	2004	10.2	9.9	9.5	11.7	41.3
30	DICONNE ORIANA	Chaponnay	2005	10.6	9.2	9.7	11.0	40.5


31	DEHAME AURORE	Chaponnay	1996	10.0	9.4	10.1	10.9	40.4
32	JEAN KASSANDRA	Chaponnay	2005	10.3	8.3	9.7	11.5	39.8
33	BERTRAND CLOE	Crolles	1999	0.0	12.9	12.0	13.2	38.1
34	AZAIS ABIGAIL	Crest	1996	10.8	12.4	11.9	0.0	35.1
35	DESVIGNES LEA	La Tour du Pin	2000	10.5	0.0	11.4	12.5	34.4
36	NOURI CYRINE	St Priest	2001	11.5	8.1	11.4	0.0	31.0
37	TOUREY ELEA	Riorges	1992	0.0	0.0	12.2	10.9	23.1

6. FEMININ NIVEAU6 11 + . SA_DA (individuels)

6.1. Résultats par équipes

	Equipe	Club					Total
1	Moirans	38--Club gym Moirannais	40.0	43.0	41.4	42.7	167.1
2	Pont de Beauvoisin	38--La Sentinelle	40.2	41.3	41.6	43.7	166.8
3	Le Chambon Feugerolle	42--La liberte le Chambon Feugerolle	39.4	42.0	41.8	43.4	166.6
4	Voreppe	38--Vaillante de Voreppe	42.0	41.6	40.1	42.1	165.8
5	Aix les Bains	73--Les enfants du Revard	37.8	43.1	43.3	40.6	164.8
6	Sablons	38--Sablons	40.1	40.6	41.4	41.7	163.8
7	Diémoz	38--Gym Diémoise	38.4	40.6	42.6	41.7	163.3
8	Vaulx en Velin CG	69--Club gymnique Vaulx en Velin	38.5	38.3	40.6	43.2	160.6
9	Autun	71--La vaillante Autun	39.0	38.7	40.5	41.9	160.1
10	La Tour du Pin	38--L'alerte gymnastique la Tour du Pin	38.4	37.1	39.8	41.8	157.1
11	Marcy charbonnières	69--AS Marcy-Charbonnières	38.4	37.2	38.9	42.3	156.8
12	Boen AL 1	42--Amicale laique de Boen	39.3	40.1	36.9	40.0	156.3
13	Charlieu	42--Amicale laique Charlieu	38.0	37.4	40.5	40.3	156.2
14	St Genis l Argentière 1	69--OSG	35.6	33.5	39.3	41.0	149.4
15	St Genis l Argentière 2	69--OSG	35.0	24.9	32.5	36.6	129.0

6.2. Résultats individuels





	Gymnaste	Equipe	Annee					Total
1	DEJOYE PAULINE	Moirans	1999	11.1	11.2	11.4	11.2	44.9
2	MARICHY LAURINE	Diémoz	1997	10.1	10.5	11.4	11.1	43.1
3	BRUNET-JOLY SIXTINE	Vaulx en Velin CG	1998	10.9	10.5	10.6	10.9	42.9
4	DI GIORGIO LYDIA	Le Chambon Feugerolle	2000	10.5	11.3	9.8	11.2	42.8
5	POUSSIER JULIETTE	Moirans	1997	10.0	11.2	10.8	10.7	42.7
6	PLANCHET CHLOE	Le Chambon Feugerolle	2003	9.4	11.1	10.9	10.6	42.0
7	BOUCHERON SARAH	Autun	1999	10.7	10.2	10.1	10.8	41.8
	GERAUD JUSTINE	Aix les Bains	2001	11.2	11.2	10.2	9.2	41.8
9	GAY TIFFFANIE	Aix les Bains	1998	8.6	10.9	11.0	11.1	41.6
10	SOUCHON LAURA	Boen AL 1	2004	10.2	10.8	9.6	10.8	41.4
	VALLIN VICTORIA	Voreppe	2004	10.5	9.9	10.1	10.9	41.4
12	PISTEUR ROMANE	Aix les Bains	1999	9.0	10.2	11.0	11.1	41.3
13	FICARELLI ANGELA	Voreppe	2005	9.8	10.5	10.1	10.7	41.1
	PAIRE CASSIE	Charlieu	2004	9.8	10.2	10.2	10.9	41.1
15	MOSCARA CLEMENCE	Pont de Beauvoisin	2005	10.4	10.9	8.8	10.9	41.0
	PERRIN SOLINE	Pont de Beauvoisin	1996	9.5	10.1	10.4	11.0	41.0
	TARGHAOUI CHIMENE	Voreppe	2005	11.0	10.5	9.5	10.0	41.0
18	LIDON MELANIE	Charlieu	1999	10.4	10.9	9.5	10.1	40.9
19	BOUHELIER MANON	La Tour du Pin	2003	9.8	10.3	10.4	10.3	40.8
	CARRABIN LEA	Pont de Beauvoisin	2003	9.8	9.7	10.5	10.8	40.8

	BARTEVIAN THEA	Le Chambon Feugerolle	2004	9.9	9.7	10.1	11.1	40.8
22	RAULT ALEXANDRA	Sablons	2003	10.8	11.0	10.4	8.5	40.7
23	GAUTHIER LOLA	Diémoz	2003	9.3	10.0	10.6	10.7	40.6
24	JEANDET CHARLOTTE	Pont de Beauvoisin	2002	10.5	10.6	9.9	9.4	40.4
	CHAPIGNAC CELIA	Sablons	2005	9.8	9.4	10.6	10.6	40.4
26	VADALA ALEXANE	Moirans	2003	9.6	10.2	9.3	11.2	40.3
	PANAZZA EMILIE	Le Chambon Feugerolle	2000	9.2	9.9	10.7	10.5	40.3
28	ANGELINI MILLA	La Tour du Pin	2003	9.2	9.6	10.6	10.7	40.1
	BOUCHERON LAORA	Autun	2004	8.9	10.1	10.5	10.6	40.1
30	FOURNEL FANETTE	Le Chambon Feugerolle	2004	9.6	9.7	10.1	10.5	39.9
	PONCET SARAH	St Genis l Argentière 1	2004	9.4	9.2	10.8	10.5	39.9
32	BAQUE AMANDINE	Voreppe	2005	10.3	10.7	8.6	10.2	39.8
33	LAUR VALENTINE	Marcy charbonnières	1998	10.6	10.3	8.3	10.5	39.7
	GAUTHERON CLARA	Sablons	2002	8.8	10.0	10.2	10.7	39.7
35	PERLOT ELSA	Vaulx en Velin CG	1999	8.9	10.6	9.1	11.0	39.6
36	DUC LAURA	Marcy charbonnières	1999	9.8	8.6	10.4	10.6	39.4
	LENCZIKI RISO FLAVIE	Diémoz	2003	9.3	8.4	11.1	10.6	39.4
38	HASSANE INES	Aix les Bains	2002	9.0	10.6	10.8	8.6	39.0
39	COURDAVAULT DUPRAT GAELE	Moirans	2001	9.3	10.4	9.6	9.6	38.9
	SERRANO AUDREY	Vaulx en Velin CG	1998	9.6	9.1	11.0	9.2	38.9
	COSTE AMELISSE	Sablons	2002	9.5	9.3	10.2	9.9	38.9
42	FILIPPINI CASSANDRE	Sablons	2005	10.0	9.5	8.8	10.5	38.8
43	DI PIETRO LOANE	Pont de Beauvoisin	2003	9.1	8.8	10.8	9.9	38.6
44	RENOULT ANAIS	Autun	1998	8.6	8.9	10.9	10.1	38.5
45	BEDEL EMMA	Boen AL 1	2003	9.7	9.7	9.6	9.4	38.4
46	FRIZZO LISA	Diémoz	2001	9.7	10.3	8.9	9.3	38.2
47	MONTAGNON CHLOE	Boen AL 1	2005	8.6	9.6	9.3	10.3	37.8
48	BLES GAGNAIRE GARANCE	Marcy charbonnières	2004	8.4	8.9	9.9	10.5	37.7
49	OBLE MAELYS	La Tour du Pin	2002	8.6	9.1	9.4	10.3	37.4
	REOLON VICTORIA	Autun	2005	9.9	9.5	9.0	9.0	37.4
51	PITAUD JUSTINE	Marcy charbonnières	2004	9.6	9.4	7.9	10.3	37.2
	BOUZIANE SOLENE	Voreppe	2000	10.2	7.5	9.2	10.3	37.2
53	PREYNAT LUCIE	Boen AL 1	2004	10.1	9.1	8.4	9.5	37.1
54	SZCZEPANIAK JUSTINE	La Tour du Pin	2001	9.0	8.1	9.4	10.5	37.0
55	MAITREJEAN LISE	Vaulx en Velin CG	2003	9.1	8.1	9.6	10.1	36.9
56	QUILLON ELOISE	Vaulx en Velin CG	2006	8.6	8.1	9.4	10.7	36.8
57	VUILLEROD LALY	Diémoz	2005	9.2	9.4	9.0	8.7	36.3
58	BOUTHIERE EUGENIE	Autun	2006	9.5	8.6	7.5	10.4	36.0
59	VERMOREL APOLLINE	Charlieu	2002	8.8	7.6	9.5	10.0	35.9
60	CUISSARD MANON	Moirans	2000	8.2	8.8	9.6	8.9	35.5
	MARCEAU SALOME	Charlieu	2003	9.0	8.0	10.0	8.5	35.5
	DEZORD REBECCA	St Genis l Argentière 1	2005	9.0	8.7	8.3	9.5	35.5
	FACON CYRIELLE	Vaulx en Velin CG	2001	8.9	7.6	8.4	10.6	35.5
64	OBLE LORINA	La Tour du Pin	2002	9.2	7.5	8.7	9.7	35.1
	DEZORD DEBORAH	St Genis l Argentière 1	2003	8.6	7.5	8.5	10.5	35.1
66	DE CIANTIS OCEANE	St Genis l Argentière 1	2000	8.6	5.8	10.1	10.5	35.0
67	AUGUY LUCIE	Charlieu	2004	8.3	8.3	8.6	9.3	34.5
68	GARIN ANAIS	St Genis l Argentière 1	2003	8.4	8.1	8.8	9.1	34.4
69	DERORY CLEMENCE	Boen AL 1	2004	8.0	10.0	7.8	8.5	34.3
	CHARVOLIN MARION	St Genis l Argentière 2	1998	8.6	8.1	8.4	9.2	34.3
71	DURAND JADE	Charlieu	2004	8.2	5.6	10.8	9.1	33.7




72	THELISSON CINDY	St Genis l Argentière 1	2002	7.7	6.9	9.6	9.4	33.6
	MAYOUD CELIA	St Genis l Argentière 2	2004	9.3	5.4	8.6	10.3	33.6
74	DREVET MATHILDE	La Tour du Pin	2002	10.2	6.7	6.6	9.1	32.6
75	BOUZIANE SARA	Voreppe	1997	8.5	3.4	10.4	9.7	32.0
76	THIALLIER LALIE	Boen AL 1	2004	9.3	8.6	5.4	7.7	31.0
77	DARTOIS LUCIE	Aix les Bains	2002	0.0	10.4	10.5	9.2	30.1
78	RENOUD CELIA	Pont de Beauvoisin	2002	9.1	0.0	9.8	11.0	29.9
	SERAILLE MORGANE	St Genis l Argentière 2	2005	8.4	5.2	8.1	8.2	29.9
80	CHAVEROT LAURA	St Genis l Argentière 2	2003	8.7	5.3	7.4	8.4	29.8
81	DECOSNE LOU	Marcy charbonnières	2004	0.0	8.2	10.3	10.7	29.2
82	POUCHET TIFAINÉ	Diémoz	2004	0.0	9.8	9.5	8.9	28.2
83	CLAPPAZ LOLA	Sablons	2004	0.0	10.1	8.9	8.8	27.8
84	BELLIDO JULIE	St Genis l Argentière 2	2005	0.0	6.1	6.8	8.7	21.6

7. FEMININ NIVEAU4 11 + . SA_DA (individuels)

7.1. Résultats par équipes

	Equipe	Club					Total
1	St Rambert d Albon	26--ASCR Gym	34.1	37.4	36.4	37.7	145.6
2	Pont de Beauvoisin	38--La Sentinelle	34.1	37.7	36.0	36.1	143.9
3	Pont de Claix	38--Pont de Claix amicale gymnique	32.0	37.0	35.6	37.7	142.3
4	Brindas	69--A.S Brindas	31.8	38.0	34.9	37.1	141.8
5	St Priest	69--Gymnique association Saint Priest	32.7	35.6	35.5	37.8	141.6
6	Bron	69--Amicale Laïque de Bron	32.2	37.6	35.4	36.3	141.5
7	Bourg St Maurice	73--Bsm gym Bourg St Maurice	32.5	36.2	35.6	37.0	141.3
8	Marcy Charbonnières 1	69--AS Marcy- Charbonnières	32.5	35.8	36.4	35.8	140.5
9	Renaison 1	42--Amicale laïque sportive Renaison	32.3	35.2	36.2	36.7	140.4
10	Le Chambon Feugerolle	42--La liberte le Chambon Feugerolle	32.3	36.4	35.0	36.6	140.3
11	Meylan	38--ASPME Meylan	31.3	37.1	34.0	36.7	139.1
12	Cuisery	69--Espace gym Cuisery	31.2	36.7	35.3	33.0	136.2
13	Marcy Charbonnières 2	69--AS Marcy- Charbonnières	30.7	35.3	33.9	33.2	133.1

7.2. Résultats individuels

	Gymnaste	Equipe	Annee					Total
1	CHARPY SERENA	St Rambert d Albon	1996	12.9	13.0	13.1	13.2	52.2
2	PAQUIER MARGAUX	Cuisery	1990	11.0	13.3	12.6	12.5	49.4
3	BERTHON LAURE	Brindas	2003	11.3	13.0	12.3	12.6	49.2
4	BARBIERE CAROLE	Bron	1998	10.6	13.4	12.4	12.7	49.1
5	GUILLET NOA	Pont de Beauvoisin	2004	10.8	12.5	12.7	12.9	48.9
6	PERRAUD MAELLE	Marcy Charbonnières 1	2005	10.8	12.9	13.0	12.1	48.8
	MEUNIER MALAURY	Le Chambon Feugerolle	2001	10.6	12.7	12.8	12.7	48.8
8	ANDELA EBELLA MYLENE	St Priest	2004	11.2	12.3	12.4	12.8	48.7
9	JULIEN MANON	Pont de Claix	1999	10.9	12.2	12.4	13.0	48.5
10	CROZ FAUSTINE	Bourg St Maurice	1998	10.9	12.4	12.0	12.6	47.9
11	MARTIN MAE	Brindas	2004	10.2	12.8	11.8	12.6	47.4
12	SORREL CARLA	Bourg St Maurice	2002	10.7	11.9	12.3	12.4	47.3
13	PERON ALEXIA	Meylan	1998	10.4	12.3	11.7	12.8	47.2
14	JACQUINOT CAMILLE	Pont de Beauvoisin	2005	11.2	12.7	12.1	11.1	47.1
	BRUEL LEONIE	Renaison 1	1998	10.5	11.8	12.3	12.5	47.1
	REJONY ILONA HELENE	Renaison 1	2001	10.7	12.3	12.3	11.8	47.1
17	MAGGUILI CLARA	Pont de Claix	2001	10.6	12.7	11.6	12.0	46.9
18	LE GOALLER MARGAUX	Meylan	2003	10.3	12.5	11.2	12.8	46.8
19	DUPRAZ LEA	Pont de Beauvoisin	1999	10.9	12.5	11.2	12.1	46.7
20	GALVIN KATHLEEN	Pont de Claix	1997	10.5	12.1	11.6	12.3	46.5
21	MARTOS LORRIE	St Rambert d Albon	1999	10.7	11.5	12.1	12.1	46.4
	BADINAND MELANIE	Le Chambon Feugerolle	1995	10.9	12.0	11.2	12.3	46.4
23	BETTINGER JEANNE	St Priest	2002	11.0	10.6	11.6	12.9	46.1
	MARTINEZ HELOISE	Bron	1999	10.6	12.4	11.5	11.6	46.1

25	DANGAS ELISE	Marcy Charbonnières 1	1995	11.1	10.8	12.0	11.9	45.8
26	GUIGUET JADE	St Priest	1998	10.5	11.8	11.3	12.1	45.7
	DES TOUCHES HORTENSE	Marcy Charbonnières 2	2003	10.2	12.3	11.4	11.8	45.7
28	REYNAUD AMBRE	St Rambert d Albon	2001	10.1	11.7	11.2	12.4	45.4
29	BADINAND ANGELIQUE	Le Chambon Feugerolle	1995	10.8	11.7	11.0	11.6	45.1
30	REIX ELEONORE	Marcy Charbonnières 1	2000	10.6	11.2	11.4	11.8	45.0
31	LAMBERT OLYMPE	Brindas	1997	10.3	11.9	10.8	11.9	44.9
	CAFFO MATTIE	Bourg St Maurice	2000	10.5	11.1	11.3	12.0	44.9
33	GAVILLOT SARAH	St Rambert d Albon	2002	10.5	11.8	10.4	12.0	44.7
	ABGRALL LUISA	Pont de Claix	2003	10.3	10.6	11.4	12.4	44.7
35	PACCARD PERRINE	Meylan	2002	10.6	12.3	10.6	11.1	44.6
36	RODRIGUES MARIE	St Priest	2003	10.4	11.5	11.5	11.1	44.5
	GOETINCK SARAH	St Rambert d Albon	1998	10.5	12.6	9.4	12.0	44.5
38	BERGER MELANIE	Le Chambon Feugerolle	2000	10.5	11.7	10.7	11.5	44.4
39	LAMBERT CASSANDRE	Brindas	2000	10.2	12.2	10.8	11.0	44.2
40	LAPALUS SOLENE	Renaison 1	2001	11.1	9.0	11.6	12.4	44.1
41	BATTU CASSANDRA	Cuisery	1998	10.1	12.0	11.8	10.0	43.9
42	DHANDA ERIN	Bourg St Maurice	2000	10.3	10.7	10.5	12.0	43.5
43	MARTINEZ CHARLENE	Bron	1999	11.0	11.7	11.2	9.4	43.3
	MARTIN CHLOE	Renaison 1	1998	10.1	11.1	10.3	11.8	43.3
	BOUVIER ALANA	Bourg St Maurice	2003	10.9	11.9	8.7	11.8	43.3
46	BUGUET CAMILLE	Marcy Charbonnières 2	1989	10.2	11.4	11.5	10.1	43.2
47	MEUNIER TIFFANY	Le Chambon Feugerolle	1997	9.4	11.1	10.6	11.6	42.7
48	METRAL LUCIE	Bron	2000	10.4	11.7	9.0	11.0	42.1
49	CLERC LEA	Cuisery	2002	10.0	11.4	9.7	10.5	41.6
50	MAHMOUD ASSIL	St Priest	2002	10.5	9.8	10.7	10.3	41.3
51	CHAUMAT LOLA	Marcy Charbonnières 2	2001	10.0	11.6	10.2	9.3	41.1
52	SOUCHELEAU CARLA	Marcy Charbonnières 2	2003	10.3	7.0	11.0	11.3	39.6
53	PETIT LEA	Meylan	2003	10.2	7.1	11.1	10.0	38.4
54	PERNET AMBRE	Bron	2003	0.0	11.8	11.5	12.0	35.3
55	LIARD COLINE	Marcy Charbonnières 1	2004	0.0	10.3	10.4	10.1	30.8
56	JACQUET AMBRE	Renaison 1	2000	0.0	10.9	10.0	9.8	30.7
57	BOROWIEC MAEVA	Pont de Claix	2001	0.0	12.0	11.3	0.0	23.3
58	ISRAEL SION ENZA	Marcy Charbonnières 1	1997	0.0	11.7	9.8	0.0	21.5
59	CHALENDARD CLARA	Pont de Beauvoisin	1998	10.2	0.0	11.1	0.0	21.3
60	PAQUIER FANNY	Cuisery	1999	10.1	0.0	10.9	0.0	21.0
61	GODEFROY CHLOE	Pont de Beauvoisin	1997	12.0	0.0	0.0	0.0	12.0
62	GREBERT CANDICE	Marcy Charbonnières 2	2001	0.0	0.0	10.6	0.0	10.6

8. MASCULIN NIVEAU4 11-18 ans . SA_DA (individuels)

8.1. Résultats par équipes

	Equipe	Club							Total
1	Rhodia club	38--Rhodia-Club Gymnastique	36.2	35.9	35.3	33.6	37.4	34.6	213.0
2	Crolles	38--Gym et rythme Crolles	37.2	34.6	34.8	34.7	36.1	32.8	210.2
3	Riorges	42--Olympique Riorges gymnastique	35.5	32.1	34.7	32.9	36.4	33.0	204.6
4	Pont de Beauvoisin	38--La Sentinelle	36.5	33.2	33.5	33.0	34.7	27.9	198.8
5	St Priest	69--Gymnique association Saint Priest	35.9	33.3	31.9	33.3	35.5	27.9	197.8
6	St Just St Rambert	42--FJEP St-Just St-Rambert	36.1	30.4	27.8	34.8	33.4	29.1	191.6
7	Bourg de Thizy	69--Enfants de la Trambouze	33.8	32.9	31.4	32.0	30.2	25.8	186.1
8	Roanne ALRG	42--Amicale laïque de Roanne garçons	32.9	31.7	28.2	32.3	30.6	24.7	180.4
	Brindas	69--A.S Brindas	34.5	30.5	28.4	32.5	30.6	23.9	180.4







8.2. Résultats individuels

	Gymnaste	Equipe	Annee							Total
1	AFANASSIEFF TITOUAN	Rhodia club	2002	12.5	12.2	12.0	12.1	12.6	12.6	74.0
2	BAGA LUDOVIC	Crolles	2003	12.7	11.5	11.9	12.0	12.1	12.4	72.6
3	CLARET HUGO	Crolles	2002	12.7	10.9	11.6	11.7	12.3	10.8	70.0
4	BLANCHET JULIAN	Riorges	2003	11.8	11.6	11.8	10.9	12.2	10.9	69.2
5	DUMAS GAETAN	Rhodia club	2003	12.0	12.0	11.9	10.7	12.1	9.3	68.0
6	CHESNAIS LOAN	Pont de Beauvoisin	2002	12.0	11.0	12.0	11.1	12.3	9.4	67.8
7	CHAVANON CHARLES	Riorges	2003	11.6	10.3	11.6	10.9	12.4	10.6	67.4
8	CASCALES ADRIEN	St Priest	2000	12.3	11.0	11.7	11.0	12.1	9.2	67.3
9	ARGAUD MATTHIEU	St Just St Rambert	2002	12.6	10.8	9.7	12.3	10.9	10.6	66.9
10	OLIVE MARIO	Pont de Beauvoisin	2002	12.7	10.0	10.1	11.1	12.6	9.8	66.3
11	OLLIERIC MATTHIS	Crolles	2003	11.8	11.4	11.3	11.0	10.8	9.4	65.7
12	GENUIT MATHIS	Roanne ALRG	2002	11.8	11.2	10.1	11.1	12.2	9.1	65.5
13	DURAND CLEMENT	Rhodia club	2001	11.7	7.9	11.4	10.4	12.6	10.8	64.8
14	LAURIOL CORENTIN	Rhodia club	2002	11.0	11.7	7.8	10.8	12.2	11.2	64.7
15	CHERCHI LORENZO	St Priest	2001	11.6	10.3	9.7	11.3	11.1	10.5	64.5
16	LONCKE NOE	Crolles	2005	11.6	11.4	9.1	10.8	11.7	9.6	64.2
	VILLETTELE MATTEO	Bourg de Thizy	2004	12.3	11.5	10.3	10.7	9.6	9.8	64.2
18	PINET SYLVAIN	Pont de Beauvoisin	2002	11.8	11.6	11.4	10.8	9.8	8.7	64.1
19	BICARD EDDIE	St Just St Rambert	2000	12.4	8.4	10.8	11.1	11.6	8.4	62.7
20	NERI REYTCY	Riorges	2004	12.1	8.4	8.3	10.4	11.8	11.5	62.5
21	BRUYERE ROBIN	St Just St Rambert	2002	11.1	11.2	7.3	11.4	10.9	10.1	62.0
22	CONSTANT VICTOR	Riorges	2002	11.5	10.2	11.3	11.1	9.9	7.5	61.5
23	LACRUZ SONNY	Rhodia club	2002	11.1	11.6	7.0	10.1	12.0	9.4	61.2
24	BARRIER MATHIS	Roanne ALRG	2003	10.6	11.2	8.4	11.0	11.0	7.4	59.6
25	PRADOS THOMAS	Crolles	2004	11.3	11.7	8.9	9.7	9.7	8.2	59.5
26	DEMOLIERE LEO	Brindas	2002	11.7	9.5	9.2	10.9	9.5	8.0	58.8
27	NEUVILLE PIERRE	Brindas	2003	11.0	10.8	7.4	10.6	10.1	7.7	57.6
28	LALY NATHAN	Bourg de Thizy	2004	11.0	9.4	8.8	10.7	9.3	7.5	56.7
29	ARNAUD RENAN	Bourg de Thizy	2003	10.5	8.5	10.8	10.6	8.5	6.5	55.4







30	SIMONI DARMET HUGO	Roanne ALRG	2004	10.5	9.3	9.7	10.2	7.4	8.2	55.3
31	GROUSELLE TOM	Bourg de Thizy	2004	10.1	6.8	10.2	10.4	9.3	8.4	55.2
32	PILLONETTO PIERRE	St Priest	2003	12.0	12.0	10.5	0.0	12.3	8.2	55.0
33	DEBEC HUGO	St Priest	2000	10.4	7.6	7.4	11.0	9.4	6.6	52.4
34	CHESNAIS MATHIS	Pont de Beauvoisin	2004	10.3	6.6	9.7	10.7	8.4	5.8	51.5
35	GROS BATISTE	Pont de Beauvoisin	2001	10.5	10.6	6.0	10.7	8.3	4.7	50.8
36	POYET MATHIS	Brindas	2003	11.8	8.4	6.3	11.0	10.3	0.0	47.8
37	MARCON MATHEO *	Rhodia (indiv)	2004	9.7	6.6	6.7	10.3	7.0	6.9	47.2
38	JOUANNADE LUCAS	Bourg de Thizy	2005	0.0	12.0	10.3	0.0	11.3	7.6	41.2
39	PRIME MATTEO	Brindas	2002	0.0	10.2	11.8	0.0	10.2	8.2	40.4

9. MASCULIN NIVEAU3 11 + . SA_DA (individuels)

9.1. Résultats par équipes





	Equipe	Club							Total
1	Givors	69--Independante Givors	36.0	26.9	20.1	34.1	33.7	18.4	169.2
2	Bourg de Thizy	69--Enfants de la Trambouze	32.6	27.7	34.6	31.8	19.7	17.9	164.3

9.2. Résultats individuels





	Gymnaste	Equipe	Anne e							Total
1	NARBOUX NATHAN	Bourg de Thizy	1997	11.1	10.3	12.5	10.9	10.9	7.4	63.1
2	CARDOSO DIMITRI	Givors	1994	10.5	11.6	9.9	10.7	11.7	7.9	62.3
3	ROLLET MATHIAS	Givors	1996	12.6	6.8	10.2	11.7	9.6	10.5	61.4
4	PONTILLE STEPHANE	Bourg de Thizy	1998	9.7	8.6	9.7	10.0	8.8	8.8	55.6
5	GUILLEMIN KILLIAN	Givors	1996	12.9	8.5	0.0	11.7	12.4	0.0	45.5
6	BOURASSAUD JULIEN	Bourg de Thizy	1996	11.8	8.8	12.4	10.9	0.0	0.0	43.9
7	LEROY CAMILLE	Bourg de Thizy	2001	0.0	2.0	5.9	9.5	0.0	1.7	19.1

10. FEMININ NIVEAU2 11-18 ans . SA_DA (individuels)

10.1. Résultats par équipes



	Equipe	Club					Total
1	Irigny	69--Amicale laïque Irigny	31.3	34.1	36.6	39.0	141.0
2	Crolles	38--Gym et rythme Crolles	32.8	30.7	35.6	38.5	137.6
3	Marcy charbonnières	69--AS Marcy- Charbonnières	32.1	32.4	32.6	24.0	121.1

10.2. Résultats individuels







	Gymnaste	Equipe	Annee					Total
1	REY EDEN	Irigny	2004	10.5	12.4	13.1	13.7	49.7
2	DELIASSUS EMMA *	Villette d Anthon 1 (indiv)	2001	10.4	11.2	12.6	13.2	47.4
3	BOULEZ CLEMENTINE	Irigny	2004	10.3	11.6	11.5	13.3	46.7
	JOURDAN SALOME	Crolles	1999	11.9	10.0	12.1	12.7	46.7
5	BOUCHILLOU CLARA	Marcy charbonnières	2001	11.3	11.2	10.9	13.2	46.6
6	MORSETTI JEANNE *	Marcy charbonnières 1 (indiv)	2001	10.1	10.5	12.0	12.2	44.8
7	PROT OCEANE	Irigny	2004	10.5	10.1	12.0	12.0	44.6
8	BORNIET ROXANNE	Crolles	2000	10.5	11.0	10.0	12.6	44.1
9	CALVIER AMELIE	Crolles	2002	10.2	7.7	12.5	13.0	43.4
10	PETITE EMELINE	Crolles	1999	10.4	9.7	11.0	10.9	42.0
11	FERREIRA CLARA	Marcy charbonnières	2002	10.1	8.8	10.6	10.8	40.3
12	FABRE INES	Crolles	1999	9.4	7.9	10.0	12.8	40.1
13	D'ALESSANDRO ELSA	Marcy charbonnières	2001	10.7	11.1	11.1	0.0	32.9
14	CREPIEUX JULIETTE	Marcy charbonnières	2002	0.0	10.1	10.4	0.0	20.5
15	GUILLET MARIE	Marcy charbonnières	2002	0.0	0.0	8.2	0.0	8.2

11. MASCULIN NIVEAU4 11 + . SA_DA (individuels)

11.1. Résultats par équipes







	Equipe	Club							Total
1	Domène	38--Etoile sportive Doménoise	37.5	34.2	35.8	33.0	36.2	33.0	209.7
2	Tullins	38--La Vaillante de Tullins	35.0	32.1	35.9	31.1	37.1	30.7	201.9
3	Givors	69--Independante Givors	28.7	23.6	28.9	19.1	31.1	20.1	151.5

11.2. Résultats individuels







	Gymnaste	Equipe	Année							Total
1	URSINI BENOIT	Domène	1995	12.6	11.9	11.9	11.0	12.6	11.0	71.0
2	PRADEL ROBIN	Tullins	1996	12.2	11.4	12.2	10.7	12.5	9.8	68.8
3	DUBUS MAEL	Tullins	1999	11.1	11.1	12.3	9.9	12.8	10.2	67.4
4	GIRY LUCAS	Tullins	2000	11.7	9.6	11.4	10.5	11.8	10.7	65.7
5	TARRAJAT ALEXANDRE	Domène	2000	12.6	6.8	11.9	11.0	9.8	10.9	63.0
6	LEPINAY MATTEO	Domène	2001	12.3	9.4	12.0	10.8	11.0	7.2	62.7
7	AMOUROUX ROMAIN	Domène	2002	9.3	10.9	10.3	9.1	11.1	8.7	59.4
8	MALTESE JORDAN	Givors	1991	9.6	9.7	10.7	10.0	10.0	8.6	58.6
9	ROBERT LOIC	Givors	2000	10.5	8.4	11.3	0.0	11.5	8.6	50.3
10	DESHIERE ROMAIN	Domène	1984	0.0	11.4	0.0	11.0	12.5	11.1	46.0
11	PERRIER PIERRE	Givors	2003	8.6	5.5	6.9	9.1	9.6	2.9	42.6

12. MASCULIN NIVEAU1 11 + . SA_DA (individuels)

12.1. Résultats par équipes







	Equipe	Club							Total
1	Vaugneray	69--Union sportive de l'ouest Lyonnais	25.2	28.7	26.7	36.3	32.5	19.3	168.7

12.2. Résultats individuels







	Gymnaste	Equipe	Anne e							Total
1	PONVIANNE PIERRE	Vaugneray	1993	7.5	7.6	14.4	11.8	11.8	9.9	63.0
2	GAILLARD FLORENT	Vaugneray	1989	9.7	10.5	0.0	12.5	9.6	0.0	42.3
3	RAMIREZ YOHANN	Vaugneray	1984	0.0	8.0	0.0	11.6	11.1	9.4	40.1
4	URBANO ROMAIN	Vaugneray	1988	8.0	5.5	0.0	12.0	0.0	0.0	25.5
5	PONCIN EMERIC	Vaugneray	1991	0.0	10.2	12.3	0.0	0.0	0.0	22.5

13. MASCULIN NIVEAU5 11 + . SA_DA (individuels)

13.1. Résultats par équipes







	Equipe	Club							Total
1	Voreppe	38--Vaillante de Voreppe	38.3	39.6	43.5	41.9	43.4	41.1	247.8
2	Charlieu	42--Amicale laïque Charlieu	39.2	33.9	40.5	39.9	43.5	40.6	237.6
3	Pont de Claix	38--Pont de Claix amicale gymnique	41.3	35.8	39.4	42.4	39.9	38.3	237.1
4	St Priest	69--Gymnique association Saint Priest	40.5	33.1	41.5	39.9	43.2	36.4	234.6
5	Tullins	38--La Vaillante de Tullins	39.6	35.6	38.7	40.7	38.2	38.5	231.3

13.2. Résultats individuels







	Gymnaste	Equipe	Année							Total
1	LEBRETON QUENTIN	Voreppe	2005	10.4	10.7	11.2	10.6	11.4	10.7	65.0
2	VINIOSA AXEL	Voreppe	2002	11.0	9.8	11.0	10.9	10.8	10.9	64.4
3	SAN JOSE ETHAN	Pont de Claix	2003	11.1	10.4	10.9	10.8	9.9	11.2	64.3
4	MURARD IDRIS	Charlieu	2004	10.4	9.3	11.1	10.6	11.3	10.9	63.6
5	BOURDON ARTHUR	St Priest	2003	10.5	8.9	10.8	10.2	11.0	9.5	60.9
6	GABIER JULIEN	St Priest	2006	10.8	7.0	11.2	10.1	11.3	10.3	60.7
7	MARION SERGUEI	Pont de Claix	2004	10.5	9.9	10.0	10.5	9.8	9.7	60.4
8	PICHON THIBAUT	Tullins	1999	10.0	9.8	9.6	10.8	10.3	9.8	60.3
9	LAMBERT ADRIEN	Pont de Claix	2000	10.0	8.2	10.4	10.7	10.8	10.0	60.1
10	OASSEL THIBAUT	St Priest	2005	10.3	8.6	9.8	10.0	10.3	9.8	58.8
11	DASINI MATHIS	Charlieu	2003	9.7	7.5	10.3	9.9	10.6	10.3	58.3
12	BERLAND BASTIEN	Charlieu	2000	10.4	6.5	9.9	10.2	10.9	10.3	58.2
13	MAZIN YAEL	Tullins	2002	9.7	8.5	9.9	10.1	9.7	10.0	57.9
14	PIETROLONARDO ETHAN	Tullins	2002	10.1	8.2	10.3	10.1	9.6	9.5	57.8
15	CARRIE EMILIE	Voreppe	2005	9.2	8.7	9.2	9.7	10.0	9.0	55.8
16	THAI MARTIN	Tullins	2004	9.8	9.1	8.9	9.7	8.6	9.2	55.3
17	SIMEONE MATTEO	Charlieu	2004	8.7	9.0	9.2	8.7	10.3	9.1	55.0
18	AMARACHE ALLAN	Voreppe	2003	7.7	9.5	10.1	9.2	9.8	8.6	54.9
19	D ARGENTRE BASTIEN	St Priest	2003	8.9	8.6	9.7	9.6	10.6	6.8	54.2
20	CHEVALIER CLEMENT	Voreppe	1998	0.0	9.6	11.2	10.7	11.2	10.5	53.2
21	MORIN CYRIL	Charlieu	2006	8.5	7.5	8.6	9.2	10.7	8.1	52.6
22	BERLIOZ LATOUR ANTON	Pont de Claix	2005	9.7	7.3	8.1	10.4	9.4	7.4	52.3
23	DE LEMOS ELIOT	Charlieu	2005	6.0	8.1	8.9	8.8	9.6	8.0	49.4

14. MASCULIN NIVEAU3 11-18 ans . SA_DA (individuels)

14.1. Résultats par équipes







	Equipe	Club							Total
1	St Genis les Ollières	69--Entente St Genoise	34.8	28.6	31.8	22.0	39.2	26.9	183.3

14.2. Résultats individuels







	Gymnaste	Equipe	Annee							Total
1	JOUSSE FOUCAULD	St Genis les Ollières	2001	11.4	10.1	11.3	11.1	12.9	10.6	67.4
2	MOUILLET LEONARD	St Genis les Ollières	2000	10.5	10.2	10.1	10.9	13.1	7.5	62.3
3	DREUX JUSTIN	St Genis les Ollières	2001	12.9	8.3	10.4	0.0	13.2	8.8	53.6

15. MASCULIN NIVEAU2 11 + . SA_DA (individuels)

15.1. Résultats par équipes







	Equipe	Club							Total
1	Rhodia club	38--Rhodia-Club Gymnastique	35.2	29.5	40.2	36.1	38.6	35.6	215.2
2	Jonage	69--E.S.J gymnastique artistique	37.4	32.4	37.2	38.5	35.7	30.8	212.0
3	Pont de Beauvoisin	38--La Sentinelle	32.8	26.7	35.4	34.9	32.9	27.4	190.1

15.2. Résultats individuels







	Gymnaste	Equipe	Anne e							Total
1	GIUFFRIDA GUILLAUME	Jonage	1994	12.6	12.2	13.8	12.7	13.8	11.3	76.4
2	QUIBLIER FRANCOIS	Rhodia club	1993	13.9	10.3	14.2	11.7	14.5	10.9	75.5
3	PEREZ KEVIN	Rhodia club	1994	11.4	10.1	13.7	12.8	13.0	13.3	74.3
4	LEREDOTTE RAPHAEL	Jonage	2001	13.3	10.4	13.0	13.5	11.2	10.8	72.2
5	AFANASSIEFF AXEL	Rhodia club	2000	9.9	9.1	12.3	11.6	11.1	11.4	65.4
6	CHOIRAT REMI	Pont de Beauvoisin	1999	10.5	8.8	13.0	11.4	11.1	9.7	64.5
7	LEVICONTE EVANN	Pont de Beauvoisin	2002	12.2	8.9	11.4	11.5	11.2	8.8	64.0
8	BIMMEL LUC	Pont de Beauvoisin	1998	10.1	9.0	11.0	12.0	10.6	8.9	61.6
9	LOPEZ THOMAS	Jonage	2000	9.9	9.8	10.4	11.4	9.4	8.7	59.6
10	BROTEL TRISTAN	Jonage	1995	11.5	8.7	10.1	12.3	10.7	0.0	53.3
11	HUMBERT THIBAUD	Pont de Beauvoisin	1999	0.0	8.5	9.0	10.3	9.0	7.9	44.7

16. MASCULIN NIVEAU6 11 + . SA_DA (individuels)

16.1. Résultats par équipes

	Equipe	Club							Total
1	Jonage	69--E.S.J gymnastique artistique	39.5	36.4	35.7	36.8	37.5	36.1	222.0

16.2. Résultats individuels

	Gymnaste	Equipe	Anne e							Total
1	GOURDON ANTOINE	Jonage	2003	10.8	10.2	10.5	9.0	10.4	10.0	60.9
2	CHOENOT ELIOTT	Jonage	2004	9.2	10.3	10.1	9.9	10.0	10.2	59.7
3	LEMOINE LUCAS	Jonage	2006	9.9	9.5	9.6	8.4	10.0	9.0	56.4
4	VISCOGLIOSI ROMAIN	Jonage	2006	9.6	6.4	5.5	9.5	7.1	6.9	45.0