





**Résultats de la compétition**  
*Demi-finales nationales G1*  
*Vaires sur Marne*  
*4 et 5 mai 2024*

# 1. FEMININ NIVEAU2 11 + . SA\_DA (individuels)

## 1.1. Résultats par équipes

	Equipe	Club					Total
1	Vigneux sur seine	91--Espérance de Vigneux	35.3	36.6	36.5	39.1	147.5
2	LUC gym	59--Luc gym	34.6	39.3	35.4	36.8	146.1
3	Morsang sur orge	91--Morsang sur Orge	35.9	31.5	37.2	38.8	143.4
4	Vaires	77--Us Vaires	33.8	35.4	35.7	36.6	141.5
5	Eragny	95--Gsa eragny	34.2	32.3	33.4	37.9	137.8
	Cysoing	59--Progres cysonien	34.3	32.9	34.0	36.6	137.8
7	Carvin	62--Intrépide Carvinoise	31.5	34.4	34.0	37.0	136.9
8	Lambersart	59--SMG Lambersart	33.4	31.7	33.4	37.2	135.7
9	Conflans	78--PLM Conflans Gym	31.5	29.2	33.2	36.4	130.3





## 1.2. Résultats individuels

	Gymnaste	Equipe	Annee					Total
1	DATIL MAELY	Vigneux sur seine	2008	12.5	12.7	12.1	12.9	50.2
2	RAULT LISON	LUC gym	2003	11.3	13.4	12.6	12.8	50.1
	PROUTEAU MARINE	Morsang sur orge	1996	12.4	12.3	12.2	13.2	50.1
4	DAVID LILI *	Faches 1 (indiv) (indiv)	2002	12.2	13.5	11.2	12.5	49.4
5	JOSY VILTARD DEBORAH	Eragny	2005	12.3	10.9	12.2	13.1	48.5
6	DESPLANQUE LILOU	Carvin	2006	11.6	11.4	12.1	12.8	47.9
	BERGOT ELENA	LUC gym	2009	12.1	13.2	10.6	12.0	47.9
8	HUET CLEMENTINE	Vaires	1997	12.4	12.7	11.3	11.4	47.8
	BATATA ADELINE	Carvin	1996	10.1	11.7	13.0	13.0	47.8
10	HAMMOU SARAH	Morsang sur orge	2001	11.9	10.0	12.5	12.8	47.2
11	CHAZEL LUDIVINE	Vigneux sur seine	2006	9.5	12.6	11.9	13.1	47.1
12	GARREYN MARIE	Cysoing	2003	10.9	11.0	11.9	12.3	46.1
	HILLAIRET CLEMENCE	Lambersart	2004	10.7	11.2	11.5	12.7	46.1
14	DEVINCK EMELINE	LUC gym	1999	11.2	12.7	10.1	12.0	46.0
15	DELANGUE EMMA	Cysoing	2001	11.6	11.0	11.1	11.7	45.4
16	PAIN MANON	Cysoing	2003	10.8	10.9	11.0	12.6	45.3
17	THEOPHILE CHLOE	Morsang sur orge	2011	11.6	9.2	12.5	11.2	44.5
18	FERREZ MIA	Conflans	2002	10.3	10.1	11.5	12.3	44.2
	PHEMIUS MARINA	Vaires	2002	10.7	8.8	12.1	12.6	44.2
	RELOUZAT PRICILIA	Eragny	2003	11.7	10.0	10.3	12.2	44.2
21	RAMANATHAN AURA	Vaires	2008	10.2	11.4	10.9	11.6	44.1
22	BURGHGRAVE LAURA	Cysoing	2006	11.7	10.8	9.8	11.5	43.8
23	AURIERES ROMY	Morsang sur orge	2006	11.0	7.4	11.2	12.8	42.4
24	KOUKOU SOHANE	Vaires	2008	10.7	8.7	11.4	11.5	42.3
25	DELQUIGNIES JULIETTE	Cysoing	1998	11.0	9.0	10.1	11.6	41.7
26	SABRE MAELLE	Lambersart	2001	9.5	8.5	12.2	11.3	41.5
27	CHABOT CELIANE	Conflans	2002	10.0	7.4	11.6	12.2	41.2
28	LEFEBVRE JEHANNE	Lambersart	2010	11.6	7.2	9.5	12.5	40.8
29	RIBEIRO HELENA	Vigneux sur seine	2006	10.7	9.4	8.5	12.1	40.7
30	PENNETEAU NINA	Vigneux sur seine	2001	12.1	5.3	10.8	12.4	40.6
31	ROUX LUCIE	Conflans	2002	10.9	10.4	6.9	11.9	40.1
32	EGGER ELEONORE	Conflans	1998	9.7	8.7	10.1	11.5	40.0
33	DELBARRE CELIE	Carvin	2004	9.0	9.9	8.9	11.2	39.0
34	LEQUIEN MARINE	Carvin	2000	9.8	9.7	8.8	10.4	38.7
35	ANSART COLINE	Morsang sur orge	1994	8.8	7.9	10.3	11.5	38.5





36	PAUWELS ROSALIE	Cysoing	2004	9.9	9.0	8.1	11.0	38.0
37	COLLEONI CLARA	Conflans	1999	10.3	7.5	8.8	9.6	36.2
38	GUTMACHER LAÏLA	Vaires	2009	0.0	11.3	12.2	12.4	35.9
39	VOLT ZOE	Lambersart	1997	11.1	12.0	0.0	12.0	35.1
40	SICHERRE LOLA	Vigneux sur seine	2006	0.0	11.3	10.0	13.1	34.4
41	EISENBARTH JODY	Eragny	2005	10.2	11.4	0.0	12.3	33.9
42	GLORIEUX ANNAELLE	LUC gym	2006	10.7	0.0	12.2	10.8	33.7
43	NORTIER JULY	LUC gym	2006	0.0	10.5	10.5	11.9	32.9
44	TRAVERS AMELIE	Eragny	1996	9.7	0.0	10.4	12.5	32.6
45	GARRE SUZIE	Eragny	2007	0.0	8.7	8.7	7.7	25.1
46	SAUVEUR VICTORIA	Vaires	2009	0.0	7.3	0.0	10.2	17.5
47	PRIVE JEANNELLE	Vigneux sur seine	2001	0.0	0.0	12.5	0.0	12.5
48	STOUPY MARIE	Carvin	2002	0.0	11.3	0.0	0.0	11.3
49	GHIRINGHELLI CHARLINE	Eragny	1993	0.0	0.0	10.8	0.0	10.8
50	PRAUD NINA	Lambersart	2002	0.0	0.0	9.7	0.0	9.7
51		Conflans	0	0.0	0.0	0.0	0.0	0.0
	DELATRE EDELINE	Carvin	2005	0.0	0.0	0.0	0.0	0.0
	HAMAMES MELINA	LUC gym	1999	0.0	0.0	0.0	0.0	0.0
	CERCUS LISON	Lambersart	2000	0.0	0.0	0.0	0.0	0.0
		Morsang sur orge	0	0.0	0.0	0.0	0.0	0.0

## 2. FEMININ NIVEAU3 11-18 ans . SA\_DA (individuels)

### 2.1. Résultats par équipes







	Equipe	Club					Total
1	Vaires	77--Us Vaires	33.8	37.5	37.0	37.2	145.5
2	MLO MORET ET ORVANNES	77--AVENIR GYM M.L.O.	33.7	37.4	36.9	37.0	145.0
3	Voisins	78--Voisins	34.3	35.7	35.3	37.1	142.4
4	Champigny	94--RSCChampigny gym	32.6	35.1	37.2	34.4	139.3
5	Marquette-lez-lille	59--St-Michel-Sports	33.5	32.1	36.6	36.8	139.0
6	Gargenville	78--Espérance de gargenville	33.0	33.3	34.1	36.3	136.7

### 2.2. Résultats individuels

	Gymnaste	Equipe	Annee					Total
1	NENNIG ELINOR	Voisins	2005	12.4	13.2	12.7	12.7	51.0
2	LECOMTE MATHILDE	Vaires	2006	11.8	13.0	12.3	11.3	48.4
3	SAVARY ANAIS	Marquette-lez-lille	2009	11.5	12.5	11.9	12.4	48.3
4	PARIS MELISSA	MLO MORET ET ORVANNES	2005	11.6	12.3	11.8	12.3	48.0
5	GRAISSAGUEL CHLOE	Champigny	2005	11.2	11.7	12.3	12.5	47.7
6	PERICAUD CELIANE	Vaires	2006	11.1	12.0	11.2	12.7	47.0
7	DEVAUCHELLES LOU	Champigny	2009	10.5	11.5	12.9	12.0	46.9
8	LORIC ENORA	MLO MORET ET ORVANNES	2008	10.4	12.5	11.8	12.1	46.8
9	KEITA ANDERSON ALDA	Vaires	2005	10.4	12.5	13.1	10.6	46.6
	RANDRIARIMALALA KANTO	Gargenville	2011	11.0	11.6	11.4	12.6	46.6
11	HAMARD CHLOE	MLO MORET ET ORVANNES	2010	11.0	10.8	12.8	11.9	46.5
12	SILVESTRO LYA	MLO MORET ET ORVANNES	2009	10.5	11.2	12.3	12.3	46.3
13	HURGON MARIE	MLO MORET ET ORVANNES	2007	10.6	12.6	10.5	12.4	46.1
14	DELANGUE HONORINE	Marquette-lez-lille	2007	11.1	10.3	12.3	12.3	46.0
15	TRINQUET CALI	MLO MORET ET ORVANNES	2009	11.1	11.9	10.6	11.9	45.5
	DUSSAUX CHARLINE	Voisins	2008	10.9	11.7	10.5	12.4	45.5
17	BARRUET CARLA	Voisins	2007	11.0	10.8	11.4	12.0	45.2
18	BA WOURY	Gargenville	2009	10.9	11.1	11.0	12.1	45.1
19	GOENSE MÉLINE	Vaires	2007	10.6	10.7	11.6	11.8	44.7
	BARADU MAELYS	Champigny	2007	10.9	11.9	12.0	9.9	44.7
21	DALIS ELORA	Gargenville	2008	11.1	10.6	10.9	11.6	44.2
	DESPATURES AUBANE	Marquette-lez-lille	2009	10.9	8.8	12.4	12.1	44.2
23	GILBERT HEATHER	Vaires	2005	10.9	8.0	11.4	12.7	43.0
24	CHEVAL MARINE	Voisins	2008	10.3	9.8	11.2	11.5	42.8
25	LONDAS CELIA	Gargenville	2006	10.1	9.9	11.2	11.0	42.2
26	LAMPIN LILWEN	Gargenville	2007	9.7	8.5	11.5	11.5	41.2
27	FERREIRA MAËLYS	Champigny	2009	10.5	10.3	10.2	9.9	40.9
28	LEBRETON ELISE	Voisins	2007	10.6	9.0	8.5	12.0	40.1
29	ARGENTIN CAMILLE	Voisins	2005	10.2	8.1	10.4	11.1	39.8
30	PAUL LOANNE	Vaires	2007	10.7	10.9	11.6	0.0	33.2
31	ROLLAND MELANIE	Marquette-lez-lille	2006	10.0	9.3	6.3	7.2	32.8
32	ANDRE ELYNA	Gargenville	2008	0.0	0.0	0.0	0.0	0.0
		Champigny	0	0.0	0.0	0.0	0.0	0.0
		Champigny	0	0.0	0.0	0.0	0.0	0.0
	CRUNELLE MARGAUX	Marquette-lez-lille	2007	0.0	0.0	0.0	0.0	0.0
	DECOUT LAURENE	Marquette-lez-lille	2009	0.0	0.0	0.0	0.0	0.0

### 3. MASCULIN NIVEAU4 11-16 ans . SA\_DA (individuels)

#### 3.1. Résultats par équipes







	Equipe	Club							Total
1	Douai	59--Douai	31.2	26.7	33.8	32.7	37.3	29.4	191.1
2	Outreau	62--Outreau	32.5	25.8	32.1	32.7	35.4	25.1	183.6
3	Marcoussis	91--Asm	30.4	19.2	30.6	32.9	33.6	24.6	171.3
4	Houilles	78--Avant-Garde de Houilles	25.8	22.8	27.7	32.8	35.7	20.4	165.2

#### 3.2. Résultats individuels







	Gymnaste	Equipe	Année							Total
1	THORAX DIMITRI *	Gargenville 1 (indiv)	2011	12.3	10.6	12.2	11.6	12.7	10.9	70.3
2	DOBY-MORIAU RAFAEL	Douai	2010	11.2	8.7	12.6	11.4	13.1	10.2	67.2
3	REGNAULT HUGO	Outreau	2007	12.1	10.1	11.4	10.9	12.0	9.4	65.9
4	POUILLY MAEL	Douai	2010	9.8	9.1	11.1	10.3	12.2	10.3	62.8
5	CONRARDY NATHAN	Douai	2007	10.2	8.9	10.1	11.0	12.0	8.9	61.1
6	LEFEBVRE JULES	Outreau	2009	10.7	8.1	9.5	10.7	11.6	8.6	59.2
7	KHEFIF SOFIANE	Marcoussis	2008	9.8	7.7	10.1	11.0	12.2	7.3	58.1
8	BRIOIS NATHAN	Outreau	2011	9.1	6.9	11.2	11.0	11.8	7.1	57.1
9	CAZEMAJOU TRISTAN	Houilles	2009	9.3	8.8	9.4	10.9	12.1	6.2	56.7
10	VAYSSE ILAN	Marcoussis	2009	8.5	5.4	8.9	10.8	11.9	10.2	55.7
11	GLAVIER LILIAN	Marcoussis	2008	11.4	4.2	11.6	10.9	9.5	7.1	54.7
12	LARIVIERE PAUL	Houilles	2007	8.9	6.7	9.4	10.3	11.1	7.1	53.5
13	PERALE FLAVIO	Outreau	2008	9.7	7.6	8.6	10.6	10.3	6.3	53.1
14	GONCALVES MATIAS	Houilles	2007	7.6	7.1	8.9	10.7	9.1	7.1	50.5
15	LARANJEIRO MARTIN MILO	Marcoussis	2012	9.2	6.1	7.0	10.9	8.3	6.8	48.3
16	CADIOT LUCAS	Houilles	2008	5.9	6.9	7.9	10.0	7.9	3.9	42.5
17	MARTIN THEO	Douai	2009	4.5	5.4	6.4	10.3	7.2	3.3	37.1
18	HENCHOZ AUGUSTIN	Houilles	2009	0.0	0.0	0.0	11.2	12.5	4.1	27.8
19	BURGERT QUENTIN	Houilles	2008	0.0	0.0	0.0	0.0	0.0	0.0	0.0
	BAGARD SIMON ANDRE	Marcoussis	2012	0.0	0.0	0.0	0.0	0.0	0.0	0.0
		Marcoussis	0	0.0	0.0	0.0	0.0	0.0	0.0	0.0
		Douai	0	0.0	0.0	0.0	0.0	0.0	0.0	0.0
		Douai	0	0.0	0.0	0.0	0.0	0.0	0.0	0.0
	BARBIER LOUIS	Outreau	2009	0.0	0.0	0.0	0.0	0.0	0.0	0.0
	BOULANGER LUCAS	Outreau	2008	0.0	0.0	0.0	0.0	0.0	0.0	0.0

## 4. MASCULIN NIVEAU3 11 + . SA\_DA (individuels)

### 4.1. Résultats par équipes

	Equipe	Club							Total
1	Douai	59--Douai	35.1	33.5	37.8	36.8	36.4	30.0	209.6
2	Dreux	28--Esperance drouaise	33.3	28.8	39.0	33.3	38.3	36.1	208.8
3	Calais	62--Etoile de Calais	37.3	25.8	34.2	37.3	35.1	31.0	200.7
4	Cysoing	59--Progres cysonien	37.1	21.9	33.6	36.0	34.7	30.3	193.6
5	UFOLEP 59	59--Luc gym	34.4	26.8	35.1	33.6	35.2	25.2	190.3
6	Houilles	78--Avant-Garde de Houilles	34.0	19.7	32.1	34.0	34.3	23.4	177.5
7	Plaisir	78--Etoile gymnique plaisiroise	31.6	22.3	31.8	31.4	30.9	15.7	163.7

### 4.2. Résultats individuels

	Gymnaste	Equipe	Année							Total
1	VASSE LUDWIG	Douai	1996	12.8	12.1	12.7	12.8	12.6	12.4	75.4
2	EL MOUDNI HAZIM	Calais	1997	12.3	12.4	13.1	12.4	13.5	11.1	74.8
3	PAULMIER GILDAS	Dreux	1996	11.6	12.1	13.3	11.7	13.7	11.8	74.2
4	BOULANGER MAXENCE	Douai	2004	11.8	11.2	13.1	12.8	12.9	8.4	70.2
5	DIX NEUF ARTHUR	UFOLEP 59	2006	11.9	9.2	12.6	11.2	12.6	11.3	68.8
6	CACERES STEFAN	Dreux	1987	11.2	8.8	12.3	11.4	12.2	12.8	68.7
7	LE TADIC THEO	Dreux	2002	10.5	7.9	13.4	10.2	12.1	11.5	65.6
8	LOUISON TIBO	Calais	2006	11.9	8.0	11.7	12.1	11.2	10.6	65.5
9	BAILLEUL HUGO	UFOLEP 59	2007	10.7	11.7	10.8	10.3	11.8	10.1	65.4
10	TRUFFIER ROBIN	Cysoing	2007	12.1	8.5	12.2	11.5	12.0	8.8	65.1
11	TRUFFIER JULIEN	Cysoing	1979	12.4	6.9	11.2	11.4	12.2	10.9	65.0
12	FOURMENT RAPHAËL	Houilles	2004	12.8	8.9	10.6	11.5	10.3	9.1	63.2
13	TRUFFIER LOUIS	Cysoing	2006	12.6	5.9	9.0	12.6	10.5	10.6	61.2
14	PETIT YLIAN	Plaisir	1996	12.4	4.6	10.6	10.5	12.1	10.6	60.8
15	GAUTHIER THOMAS	Dreux	1995	10.5	5.7	11.5	9.9	12.4	10.1	60.1
16	MALFOY STAN	Calais	2008	13.1	5.4	8.5	12.8	10.4	9.3	59.5
17	DEPECKER SIMON	UFOLEP 59	2007	11.7	5.3	11.7	11.5	10.8	3.8	54.8
18	LANEZ THEO	Cysoing	2007	11.3	5.2	9.6	10.5	8.6	7.5	52.7
19	LE LAN MORGAN	Plaisir	2005	9.7	6.8	10.4	11.2	10.0	3.1	51.2
20	POTTIER MAXENCE	UFOLEP 59	2002	10.8	5.9	10.2	10.9	9.4	3.8	51.0
21	LECLERC JULIEN	Houilles	1989	12.7	5.4	0.0	11.8	11.6	7.5	49.0
22	LE BLEVEC ELLIOT	Houilles	2003	7.5	3.7	10.5	10.7	7.1	6.7	46.2
23	FLORAC RODRIGUE	Plaisir	1997	7.6	8.6	10.8	9.7	8.8	0.0	45.5
24	DECLEMY MAXENCE	Calais	2006	8.3	2.6	6.6	10.9	9.0	7.5	44.9
25	BOYER LEO	Houilles	1996	8.5	5.4	0.0	10.3	12.0	6.8	43.0
26	HERLEM LEO	Douai	2003	10.5	10.1	0.0	11.2	10.9	0.0	42.7
27	GOREGUES LUCAS	Plaisir	1997	9.5	6.9	9.9	8.5	5.9	0.0	40.7
28	JEUDY MARTIN	Houilles	2006	7.3	2.2	7.3	8.9	10.6	3.5	39.8
29	LERMECHAIN ETIENNE	Houilles	2002	0.0	5.2	11.0	10.6	10.7	2.0	39.5
30	SOCKEEL EMILIE	Cysoing	2006	0.0	6.5	10.2	11.9	10.3	0.0	38.9
31	DRAYSS CHARLY	Calais	2007	7.8	5.1	9.4	0.0	8.3	5.1	35.7
32	BOULANGER MATHIS	Douai	2004	0.0	10.2	12.0	0.0	8.4	0.0	30.6
33	MANOUVRIER LENNY	Douai	2003	0.0	3.7	11.2	0.0	5.2	9.2	29.3
34	BAILLET THOMAS	Plaisir	1992	0.0	0.0	0.0	0.0	0.0	2.0	2.0
35	GERARD HUGO	Plaisir	1998	0.0	0.0	0.0	0.0	0.0	0.0	0.0

PAULMIER BORIS	Dreux	1996	0.0	0.0	0.0	0.0	0.0	0.0	0.0	0.0
	Dreux	0	0.0	0.0	0.0	0.0	0.0	0.0	0.0	0.0
ALLARD NICOLAS	Calais	1991	0.0	0.0	0.0	0.0	0.0	0.0	0.0	0.0
MOSSE RUBEN	Cysoing	2003	0.0	0.0	0.0	0.0	0.0	0.0	0.0	0.0
CAILLOUX VALENTIN	UFOLEP 59	2006	0.0	0.0	0.0	0.0	0.0	0.0	0.0	0.0
DIXNEUF ELIOT	UFOLEP 59	2008	0.0	0.0	0.0	0.0	0.0	0.0	0.0	0.0
LAZZARIN PIERRE-LUC	Douai	1987	0.0	0.0	0.0	0.0	0.0	0.0	0.0	0.0

## 5. MASCULIN NIVEAU2 11 + . SA\_DA (individuels)

### 5.1. Résultats par équipes

	Equipe	Club								Total
1	Eragny	95--Gsa eragny	35.1	27.8	30.0	36.7	32.7	30.1	192.4	
2	Houilles	78--Avant-Garde de Houilles	39.1	23.2	35.3	33.8	30.4	28.8	190.6	





### 5.2. Résultats individuels

	Gymnaste	Equipe	Annee								Total
1	CARON KEVIN *	Cysoing 1 (indiv) (indiv)	1998	13.4	11.6	13.0	11.9	12.3	8.8	71.0	
2	PASTEN JONATHAN	Eragny	1985	12.9	8.8	12.9	11.9	12.7	11.0	70.2	
3	SABUCO THOMAS	Eragny	2005	11.4	9.8	11.5	13.0	11.9	9.7	67.3	
4	FERREIRA THOMAS	Houilles	2001	12.7	7.8	12.9	11.6	10.8	8.4	64.2	
5	MASSAKA HERVYN	Houilles	2001	13.0	7.7	10.7	11.1	10.1	9.4	62.0	
6	ROLAND GREGORY *	Wattrelos 1 (indiv) (indiv)	1994	8.4	5.6	12.1	11.0	9.5	11.6	58.2	
7	COURT ADRIEN	Houilles	1999	11.3	6.4	11.6	11.1	9.5	7.6	57.5	
8	MIRA JEREMY	Eragny	1998	10.8	9.2	5.6	11.8	8.1	9.4	54.9	
9	PICHON ALEXIS	Houilles	1999	11.4	7.7	10.8	0.0	7.9	10.7	48.5	
10	BENDJABALLAH MOHAMED	Houilles	1999	13.4	4.7	0.0	0.0	7.4	8.7	34.2	
11		Houilles	0	0.0	0.0	0.0	0.0	0.0	0.0	0.0	
	DARRIGADE THEO	Eragny	2003	0.0	0.0	0.0	0.0	0.0	0.0	0.0	
	THOUVENOT PIERRE	Eragny	1989	0.0	0.0	0.0	0.0	0.0	0.0	0.0	
		Eragny	0	0.0	0.0	0.0	0.0	0.0	0.0	0.0	







## 6. FEMININ NIVEAU3 11 + . SA\_DA (individuels)

### 6.1. Résultats par équipes

	Equipe	Club					Total
1	Auneuil	60--Auneuil Gymnastique Artistique	34.6	38.1	37.6	38.4	148.7
2	Chilly Morangis	91--Cgmc	35.5	37.2	37.6	38.1	148.4
3	Marcoussis	91--Asm	35.7	36.5	37.2	38.4	147.8
4	Brie comte robert	77--Scbgym	35.1	37.1	36.8	37.0	146.0
	UFOLEP 59	59--Wavrin	34.7	38.2	36.2	36.9	146.0
6	UFOLEP 91	91--Gym club yerrois	33.4	37.5	37.9	36.9	145.7
7	Houilles 1	78--Avant-Garde de Houilles	34.0	37.0	36.2	37.3	144.5
8	UFOLEP 77	77--Cs montereau	34.3	37.0	35.8	36.4	143.5
9	Fresnes	94--A.A.S. FRESNES	32.2	36.3	37.3	37.2	143.0
10	Hulluch	62--Association Gymnique et Sportive Hulluchoise	34.1	37.8	34.4	36.5	142.8
11	LUC gym	59--Luc gym	31.9	36.8	36.0	36.6	141.3
12	Douai	59--Douai	33.4	36.0	34.5	37.0	140.9
13	Gargenville	78--Espérance de gargenville	32.9	36.9	35.0	35.4	140.2
14	Eragny	95--Gsa eragny	33.0	35.6	35.5	33.8	137.9
15	Arras	62--Arras	32.5	32.9	32.8	37.0	135.2
16	Les mureaux	78--Les Mureaux	33.0	32.2	32.9	35.5	133.6

### 6.2. Résultats individuels

	Gymnaste	Equipe	Annee					Total
1	FLEJOU MAELLE	Auneuil	1996	12.8	13.1	13.0	13.2	52.1
2	WAYENBURG EULALIE	UFOLEP 59	2006	12.4	13.4	12.8	12.8	51.4
3	BARRE MARION	Marcoussis	2005	12.7	12.2	12.5	12.8	50.2
4	DUPUY MAELLE	Chilly Morangis	2007	11.8	12.8	12.4	12.9	49.9
5	DOUCHET CHARLOTTE	UFOLEP 91	2003	11.1	13.1	12.8	12.4	49.4
6	MERTON CANDYCE	Marcoussis	2007	12.2	12.6	11.7	12.8	49.3
7	CHARBONNIER CORALIE	UFOLEP 77	2002	12.1	12.6	12.4	12.0	49.1
8	THIRAVONG MEYNO	Fresnes	2006	10.8	12.4	13.1	12.6	48.9
9	WIDHEM ALEXANDRA	Douai	1999	11.8	12.4	11.6	12.9	48.7
10	KPAKPO MARINE	Brie comte robert	2001	12.4	11.7	11.9	12.6	48.6
	MARTIN FLAVIE	Auneuil	2002	10.5	12.7	12.8	12.6	48.6
12	DEVILLE FOILLARD STEPHANIE	UFOLEP 91	1979	11.2	12.6	12.4	12.3	48.5
13	DE CROCK ERINE	UFOLEP 59	1995	11.0	13.0	12.0	12.3	48.3
14	VERHOESTRAETE EMMA	Chilly Morangis	2003	10.5	12.6	12.3	12.7	48.1
15	REDON MARINE	Houilles 1	2003	11.3	11.6	12.6	12.4	47.9
16	GOSSE FANNY	Brie comte robert	2001	11.4	11.8	12.4	12.1	47.7
	MORAND LISE	Hulluch	2007	12.4	13.3	9.9	12.1	47.7
18	GENTE ANAELLE	Chilly Morangis	2003	11.4	10.7	12.9	12.5	47.5
19	CHERON CELIA	Brie comte robert	2005	11.3	11.7	12.5	11.9	47.4
	SAGNIER JULIE	Auneuil	2007	10.7	12.3	11.8	12.6	47.4
21	RICHARDOT ESTHER	Marcoussis	2004	10.2	11.7	13.0	12.4	47.3
	TONDI LORENE	Gargenville	1998	12.0	11.5	12.0	11.8	47.3
23	KERRIEN MARION	Gargenville	1998	10.8	12.4	12.0	12.0	47.2

	BOURADA LISA	Chilly Morangis	2008	12.3	11.3	11.3	12.3	47.2
25	AUBURSIN MARION	UFOLEP 77	2001	11.1	12.3	11.7	12.0	47.1
26	HERFAUT PERRINE	Hulluch	2004	10.8	12.6	11.5	12.1	47.0
27	VAN DEN BORRE LEANA	Brie comte robert	2005	11.0	12.6	10.8	12.3	46.7
28	THULLIER FRANCESCA	Houilles 1	2005	12.4	10.3	11.4	12.5	46.6
29	NESSAH SANA	Fresnes	2006	10.8	11.8	11.2	12.6	46.4
30	HOUARD CAMILLE	Fresnes	2006	10.5	11.6	12.2	12.0	46.3
31	CHARTON ABIGAÏL	Fresnes	2009	10.6	12.1	11.9	11.6	46.2
32	BEATRIZ LÉA	Eragny	1998	11.2	11.5	12.1	11.3	46.1
33	DELCLOQUE SOLENN	UFOLEP 91	2005	10.1	11.7	12.4	11.8	46.0
	BERRIC CAROLINE	Brie comte robert	1994	11.2	11.5	11.2	12.1	46.0
	EL MENNANI ANOUCK	Les mureaux	2009	10.8	11.5	11.2	12.5	46.0
36	VEAU JUSTINE	Houilles 1	1991	10.2	12.1	11.8	11.8	45.9
	VARSVAUX EMMA	Chilly Morangis	2000	10.1	11.8	12.0	12.0	45.9
	PAILLART ERIN	Douai	2004	10.7	12.2	11.2	11.8	45.9
	LEDUC CECILE	UFOLEP 59	1997	11.3	11.8	11.0	11.8	45.9
40	PERHIRIN MANON	Houilles 1	2000	10.0	11.8	11.5	12.4	45.7
	VIOLLETTE JULINE	UFOLEP 77	2003	10.7	12.1	10.8	12.1	45.7
	PETIT MARGOT	Arras	2004	10.6	11.4	11.2	12.5	45.7
43	DELFOSSÉ MAUD	Arras	2006	11.0	11.3	10.7	12.5	45.5
44	VIARD JULIE	Marcoussis	2003	10.6	10.2	11.5	12.8	45.1
	HALATRE ALIXE	LUC gym	2007	10.3	11.9	10.4	12.5	45.1
46	BUTTEUX ROMANE	Auneuil	2007	10.5	12.3	9.8	12.3	44.9
47	CAZEMAJOU LÉNA	Houilles 1	2004	10.3	13.1	11.8	9.6	44.8
	BAUDET MARGOT	LUC gym	2003	10.6	10.3	12.4	11.5	44.8
	OUAZZANI HANA	LUC gym	2000	11.0	11.9	9.3	12.6	44.8
	ROUSSEL AMBRE	Hulluch	2004	10.5	10.7	11.8	11.8	44.8
51	SAMBA FOUANI ROMANE	UFOLEP 91	2004	11.1	11.8	9.9	11.9	44.7
52	TONDI ORIANE	Gargenville	1995	10.0	12.1	10.9	11.6	44.6
53	DANEST FRANCE	LUC gym	2006	9.4	13.0	12.0	10.1	44.5
54	FOURNIER CAMILLE	Auneuil	2008	11.1	11.2	9.6	12.5	44.4
55	HU INES	Hulluch	2005	10.9	11.4	9.6	12.3	44.2
56	RZIKI SHIRINE	Arras	2007	10.9	10.2	10.9	12.0	44.0
57	DUPONT MARGAUX	UFOLEP 59	2001	10.3	10.6	11.4	11.3	43.6
58	MALLEJAC JULIETTE	Fresnes	2002	10.0	11.3	12.0	9.8	43.1
59	BEANCOURT RODRIGUEZ LEANA	Les mureaux	2006	11.0	10.8	11.0	10.1	42.9
60	BRETER ANAIS	UFOLEP 77	2002	11.1	7.6	11.7	12.3	42.7
61	RICHARDOT GAELLE	Marcoussis	2002	10.7	10.4	10.4	10.9	42.4
62	SAELEN CYBELLA	Hulluch	2007	10.4	11.9	8.7	11.3	42.3
63	BILLARAND CARA	Marcoussis	2009	10.8	10.7	8.4	12.1	42.0
64	SAVINE CHLOE	LUC gym	2003	9.3	10.7	11.6	9.9	41.5
65	ALVES ANGE	Houilles 1	2000	8.6	10.6	10.2	11.8	41.2
	SALIOU AURELIE	Douai	2003	10.9	7.0	11.0	12.3	41.2
67	WARGNIER ESTELLE	LUC gym	2002	9.5	11.2	10.3	9.7	40.7
68	SULPICE LAURA	Eragny	1988	9.9	8.0	10.6	10.6	39.1
69	LENGARD LEA	UFOLEP 77	2004	9.9	9.8	8.4	9.9	38.0
70	CHERON CHLOE	Brie comte robert	2002	0.0	12.7	11.3	12.0	36.0
71	PAULOS MELINA	Chilly Morangis	2009	0.0	10.7	11.6	12.5	34.8
72	KLEPPER EVE	Gargenville	2004	0.0	12.4	11.0	11.3	34.7
73	ANDRE MAGALLON MATHILDE	UFOLEP 91	2005	10.7	0.0	11.7	12.2	34.6
	VIOLLET ANDREANNE	Eragny	2002	0.0	11.3	12.1	11.2	34.6
75	JANICHON CORALINE	Eragny	1998	0.0	12.8	10.2	11.1	34.1
76	METEL LOUISE	Douai	1999	10.5	11.4	11.7	0.0	33.6
77	DENIS LAURA	Eragny	2001	11.0	0.0	11.3	11.1	33.4
78	DENIS ROXANE	Eragny	1998	10.8	0.0	10.8	11.3	32.9

79	BEALU JULIE	Les mureaux	2003	10.6	0.0	10.7	11.3	32.6
80	BOUVART MERYL	Hulluch	2005	10.4	10.9	11.1	0.0	32.4
81	CELET MAILYS	Les mureaux	2004	11.2	9.9	10.7	0.0	31.8
82	MALLET MELYNA	Les mureaux	2010	0.0	9.3	9.7	11.7	30.7
83	HORNBECK CAMILLE	Gargenville	2003	9.6	9.3	8.9	0.0	27.8
84	JOUDOUX NOELIE	UFOLEP 91	2005	0.0	0.0	12.7	11.1	23.8
85	MAERTEN FLORIANE	Arras	1999	0.0	9.7	10.5	0.0	20.2
86	DIGNIMONT LEA	Gargenville	2003	10.1	7.2	0.0	0.0	17.3
87	FREVAL JULIE	Auneuil	2008	0.0	10.6	0.0	0.0	10.6
88	RAKOTONDRATRIMO LEA-ZOE	UFOLEP 77	2006	0.0	0.0	0.0	0.0	0.0
	THIVAVONG MEYLI	Fresnes	2004	0.0	0.0	0.0	0.0	0.0
	SIMON STESSY	Arras	2001	0.0	0.0	0.0	0.0	0.0
	VIART JULIETTE	Arras	2005	0.0	0.0	0.0	0.0	0.0
	BALIJON MAEVA	Douai	2003	0.0	0.0	0.0	0.0	0.0
		Douai	0	0.0	0.0	0.0	0.0	0.0
	DE WAZIERES NOÉMIE	UFOLEP 59	2002	0.0	0.0	0.0	0.0	0.0
		UFOLEP 59	0	0.0	0.0	0.0	0.0	0.0
		Les mureaux	0	0.0	0.0	0.0	0.0	0.0

## 7. MASCULIN NIVEAU4 11 + . SA\_DA (individuels)

### 7.1. Résultats par équipes

	Equipe	Club							Total
1	Lille	59--CGLille	35.9	30.2	37.8	35.5	37.4	34.0	210.8
2	Rungis	94--GCR RUNGIS	36.7	28.6	37.5	34.1	37.5	33.0	207.4
3	LUC gym	59--Luc gym	35.7	29.2	36.1	34.4	37.1	33.2	205.7
4	Chatou	78--Chatou DynaGym	33.2	28.5	38.0	33.3	37.9	31.9	202.8
5	Eragny	95--Gsa eragny	33.1	32.5	36.9	32.2	36.9	29.3	200.9
6	Dreux	28--Esperance drouaise	30.8	26.5	33.5	33.6	36.9	26.5	187.8
7	Les mureaux	78--Les Mureaux	24.6	17.2	31.3	37.9	36.9	20.6	168.5





### 7.2. Résultats individuels

	Gymnaste	Equipe	Anne e							Total
1	TROUILLET BAPTISTE	Rungis	2004	13.1	9.7	12.9	11.7	12.8	12.3	72.5
2	NOIRAULT FRANCOIS *	Chartres 2 (indiv) (indiv)	1976	11.7	11.7	12.2	11.2	13.2	12.3	72.3
3	IVANES NICOLAS	Les mureaux	2006	12.2	9.0	12.6	13.0	13.1	11.3	71.2
4	LEPLUSS JOSS	LUC gym	2003	12.1	10.0	12.1	11.1	13.0	11.9	70.2
5	ABI KHALIL MICHAEL	Lille	2005	11.3	10.6	13.0	11.8	11.3	12.0	70.0
6	JURE STEVAN	Dreux	2003	12.3	10.2	12.9	12.6	12.7	8.1	68.8
7	CHAPUT HUGO *	Bray 1 (indiv) (indiv)	2000	13.0	6.4	12.8	11.6	12.8	12.1	68.7
8	HELIAS GRÉGOR Y	Chatou	2003	11.0	10.1	12.7	11.8	12.3	10.5	68.4
9	GAILLARD JEAN-GAËL	Lille	1997	10.7	10.2	12.6	11.3	12.7	9.9	67.4
10	CONDAMINE GASPARD	Lille	2007	12.2	9.4	11.3	11.7	12.4	10.3	67.3
	BAILLEUL NOAH	LUC gym	2009	12.4	9.4	11.5	11.9	11.1	11.0	67.3
12	MERLE SEAN	Chatou	2005	11.4	8.0	13.0	10.9	12.8	10.3	66.4
13	ALLART NOE	Lille	2007	12.4	6.3	12.2	12.0	12.3	10.4	65.6
14	HUBERT ETIENNE	LUC gym	1992	10.7	8.4	12.2	11.3	13.0	9.9	65.5
15	LALLEMANT GAUTIER *	Fives 1 (indiv) (indiv)	2003	12.2	9.2	8.0	11.6	12.6	11.2	64.8
16	WAGNIER LOUP	LUC gym	2004	10.6	9.8	11.8	11.1	10.4	10.3	64.0
17	SPINOSA NATHAN	Rungis	2005	11.6	9.8	11.7	11.3	11.0	7.9	63.3
18	IVANES PIERRE	Les mureaux	2009	12.4	8.2	9.0	12.5	11.8	9.3	63.2
19	BOLE-FEYSOT YANN	Chatou	1971	9.9	8.1	11.9	10.4	11.5	11.1	62.9
20	LEGROS-GARNIER VICTOR	Rungis	2007	10.6	9.1	11.1	11.3	12.5	6.8	61.4
21	BOCK JEREMIE	Dreux	1996	10.7	7.8	9.2	10.8	12.3	10.0	60.8
	COLLET VINCENT	Eragny	1981	10.3	9.7	11.5	9.6	11.8	7.9	60.8
23	DODANE AUGUSTIN	Lille	2005	8.9	5.5	11.7	10.8	11.9	11.6	60.4
24	CHEVROT NICOLAS	Eragny	1999	0.0	11.3	12.6	10.5	12.4	12.4	59.2
	THIER Y ETIENNE	Rungis	2008	10.1	8.6	10.4	10.9	12.2	7.0	59.2
26	PIFFARA REMI	Dreux	1996	7.8	8.5	11.4	10.2	11.9	8.4	58.2
27	COULON MATÉO	Chatou	2010	10.8	8.5	12.3	10.4	9.2	6.5	57.7
28	BLANCHARD CLEMENT	Eragny	2000	0.0	11.5	12.8	10.8	12.6	9.0	56.7
29	PRUVOST ELI NOE	LUC gym	2011	11.2	7.7	8.5	10.5	10.1	8.6	56.6
30	BONIN ANTOINE	Chatou	2004	0.0	7.9	12.3	10.6	12.2	10.0	53.0
31	SOLER JULIEN	Rungis	1983	12.0	0.0	12.9	0.0	0.0	12.8	37.7
32	MARQUES COSTA MARTIN	Les mureaux	2006	0.0	0.0	9.7	12.2	12.0	0.0	33.9
33	BOUCHARDIE SHEUNE	Chatou	2009	0.0	9.9	9.3	0.0	12.8	0.0	32.0

34	CHERON CHRISTOPHER	Eragny	1984	12.0	0.0	0.0	10.8	0.0	7.7	30.5
35	PASTEN ADOLPHE	Eragny	1979	0.0	8.8	9.6	0.0	11.9	0.0	30.3
36	ROCCHI EDDY	Dreux	1984	0.0	5.7	8.8	0.0	11.5	0.0	26.0
37	FOYART TOMAS	Eragny	2004	10.8	0.0	0.0	10.1	0.0	0.0	20.9
38	CRABOS BERTRAND	Dreux	1982	0.0	0.0	0.0	0.0	0.0	0.0	0.0
	THEBAULT GAYLORD	Dreux	1981	0.0	0.0	0.0	0.0	0.0	0.0	0.0
	SUIGNARD MAXIME	Rungis	2002	0.0	0.0	0.0	0.0	0.0	0.0	0.0
	SMITH SYMEON	Lille	2001	0.0	0.0	0.0	0.0	0.0	0.0	0.0
	CATINAUD MAXIME	LUC gym	2003	0.0	0.0	0.0	0.0	0.0	0.0	0.0
		Les mureaux	0	0.0	0.0	0.0	0.0	0.0	0.0	0.0
		Les mureaux	0	0.0	0.0	0.0	0.0	0.0	0.0	0.0
		Les mureaux	0	0.0	0.0	0.0	0.0	0.0	0.0	0.0

## 8. FEMININ NIVEAU3 11-15 ans . SA\_DA (individuels)

### 8.1. Résultats par équipes

	Equipe	Club					Total
1	LUC gym	59--Luc gym	33.7	38.4	36.1	38.2	146.4
2	A. Dreux	28--Alliance de dreux gymnastique	33.9	36.3	36.8	36.0	143.0

### 8.2. Résultats individuels





	Gymnaste	Equipe	Annee					Total
1	SAVARY ZOE	LUC gym	2010	11.0	12.6	12.9	12.6	49.1
2	AUGUSTINEN DUBUS GABRIELLE	LUC gym	2009	11.7	12.8	11.5	12.9	48.9
3	BULLOU MARION	A. Dreux	2009	10.9	12.3	12.4	12.3	47.9
4	LEBIGRE MELYNE	A. Dreux	2008	11.9	12.2	11.4	12.2	47.7
5	HOREM MAEVA	LUC gym	2010	11.0	13.0	10.1	12.7	46.8
6	DELANCHY CELIA	LUC gym	2009	10.8	11.5	11.7	12.1	46.1
7	FERENBACH MAITENA	A. Dreux	2010	10.7	11.8	12.0	11.5	46.0
8	DECOSTER RACHEL	LUC gym	2009	10.3	11.5	11.1	12.2	45.1
9	ROUZEAU GARANCE	A. Dreux	2008	10.3	9.7	12.4	11.1	43.5
10	BABOIN ANGELINA	A. Dreux	2008	11.1	10.8	10.1	11.3	43.3
11	REDON LOUANE	A. Dreux	2010	10.8	11.6	9.3	11.1	42.8
12	HALLIER DE CARVALHO LISA *	Arpajon 1 (indiv) (indiv)	2009	9.6	11.6	8.5	12.9	42.6
13	LANDSHEERE RACHEL	LUC gym	2008	10.6	9.6	8.2	11.2	39.6

## 9. FEMININ NIVEAU4 11-15 ans . SA\_DA (individuels)

### 9.1. Résultats par équipes

	Equipe	Club					Total
1	Douai	59--Douai	32.4	37.6	37.5	38.3	145.8
2	St pierre du perray	91--St Pierre du Perray	33.7	37.4	34.7	37.5	143.3
	Cergy	95--Cergy'm Club	32.4	37.7	36.8	36.4	143.3
4	LUC gym	59--Luc gym	31.5	38.5	34.0	36.7	140.7
5	Champigny	94--RSCChampigny gym	31.3	37.5	36.0	35.1	139.9
6	Carvin	62--Intrépide Carvinoise	31.1	38.1	36.0	34.6	139.8
7	Les Clayes	78--Les Clayes de la Gym	30.4	37.6	34.7	36.5	139.2
8	Cambrai	59--Cambrai	30.6	36.7	33.2	34.6	135.1
9	Lambersart	59--SMG Lambersart	28.8	35.3	34.1	36.0	134.2

### 9.2. Résultats individuels





	Gymnaste	Equipe	Annee					Total
1	JEAN MELINA	St pierre du perray	2011	12.4	12.8	11.1	13.1	49.4
2	CANY-BERNARD IZAINÉ	Douai	2010	10.3	13.1	12.4	13.2	49.0
3	VANTIGHEM LEA	Cergy	2009	11.3	12.8	12.2	12.4	48.7
4	VASSEUR CAMILLE	Carvin	2008	10.7	13.0	12.5	12.3	48.5
5	PALIX JADE	Douai	2010	11.1	11.6	12.6	13.0	48.3
6	LAPOSI FLORINE	Les Clayes	2010	10.3	12.6	12.3	12.6	47.8
7	ADAMI CHLOÉ	Champigny	2010	10.1	13.1	13.0	11.5	47.7
	JEAN KETTLÉ	St pierre du perray	2011	10.6	13.1	11.6	12.4	47.7
9	CROQUELOIS LYLOU	Carvin	2011	10.4	12.6	12.2	11.9	47.1
10	BEQUE MAELLY	LUC gym	2008	10.6	12.7	11.1	12.4	46.8
11	DISSON ENOLA	Cergy	2010	9.9	12.4	12.3	11.8	46.4
12	TARDIEU LISE	Les Clayes	2009	10.2	12.5	11.2	12.2	46.1
	PLANTARD LILY	Cergy	2009	9.9	12.5	12.3	11.4	46.1
14	RAMALINGOM LANA	Cergy	2010	10.4	11.8	11.6	12.2	46.0
15	LAINÉL MAYA	Lambersart	2009	9.3	12.5	11.6	12.5	45.9
	POULAIN CAMILLE	Cergy	2010	10.7	11.9	11.9	11.4	45.9
17	MOSCONI TALLIEN TAIRA	Champigny	2009	10.7	11.2	11.5	12.2	45.6
	SPETERS JUDITH	LUC gym	2010	9.8	12.5	10.7	12.6	45.6
	LANTERNE LEANNA	St pierre du perray	2011	10.7	11.5	11.4	12.0	45.6
20	POGREBNIAK MILA	Cambrai	2012	10.0	12.7	10.4	12.1	45.2
21	WARGNIER DUNE	LUC gym	2010	10.1	13.0	10.8	10.8	44.7
	WILLAUME PAULINE	Douai	2009	10.7	11.2	12.4	10.4	44.7
23	LINGRAND ELINE	Douai	2009	9.9	12.7	12.5	9.5	44.6
24	BILLOIR ZOÉ	Cambrai	2011	10.6	11.8	10.8	11.2	44.4
25	VALENTE ALBANE	Lambersart	2010	9.0	12.5	10.9	11.9	44.3
26	CHOQUET LILOU	Douai	2011	10.6	11.8	9.1	12.1	43.6
27	SANZ CHLOE	Les Clayes	2010	9.2	12.2	10.4	11.7	43.5
28	GUIDEZ CLÉMENTINE	Cambrai	2009	9.4	12.2	11.0	10.8	43.4
	MARAI EMMIE	Cambrai	2012	10.0	10.8	11.4	11.2	43.4
30	BAUWENS ALEXANDRA	LUC gym	2009	10.4	12.4	8.7	11.7	43.2
31	DELOUTRE JADE	St pierre du perray	2009	10.3	9.7	11.7	11.4	43.1
32	LEROY JULINE	Carvin	2012	10.0	12.5	11.3	9.1	42.9

33	FRECHON LEANA	Les Clayes	2010	9.4	10.7	11.2	11.4	42.7
34	COUTURE MAYLIS	Douai	2010	10.2	9.3	11.8	11.3	42.6
	BEUCHERIE EMMA	Cergy	2010	9.8	10.3	11.7	10.8	42.6
36	KIDIMBU TALAMAKU LEANA	Champigny	2011	10.5	12.7	9.9	9.1	42.2
	LEGRAND LOLA	LUC gym	2009	10.0	11.8	8.8	11.6	42.2
38	STEFFEN ORIANE	Champigny	2010	9.3	11.7	9.6	11.4	42.0
39	FEUILLETTE CHLOE	Champigny	2009	9.8	10.1	10.8	9.9	40.6
40	NUTER LANA	Carvin	2009	9.2	9.9	10.7	10.4	40.2
41	JANVIER CHLOE	St pierre du perray	2009	9.8	10.3	10.3	9.3	39.7
42	VANTREPODE CLEMENTINE	Carvin	2010	8.5	11.1	10.7	8.9	39.2
	LAROZAS LENA	Cambrai	2012	9.9	7.4	10.6	11.3	39.2
44	GULLY LINA	Lambersart	2011	10.1	7.5	9.5	11.6	38.7
45	CARLIER MANON	Lambersart	2011	9.2	10.3	10.9	8.2	38.6
46	MAUSSION ANAELLE	Les Clayes	2010	9.9	7.7	10.0	10.5	38.1
47	BENHAMLAT AMEL	Champigny	2009	8.2	8.5	11.5	8.0	36.2
48	ROUSIER ANAELLE	LUC gym	2011	10.5	12.8	12.1	0.0	35.4
49	PARENT OONA	Les Clayes	2010	0.0	12.5	10.1	11.4	34.0
50	WATTEAU CARLA	Carvin	2008	9.9	8.0	7.0	7.6	32.5
51	SAWINSKI CHLOE	Lambersart	2010	9.4	0.0	11.6	0.0	21.0
52	VICTOR RAPHAEL LEEYAH	St pierre du perray	2011	0.0	8.6	0.0	0.0	8.6
53	SAINT CYR EMA	Lambersart	2008	0.0	0.0	0.0	0.0	0.0
	CANFIN-FORMELA LENAICE	Cambrai	2012	0.0	0.0	0.0	0.0	0.0







## 10. FEMININ NIVEAU1 11 + . SA\_DA (individuels)

### 10.1. Résultats par équipes

	Equipe	Club					Total
1	Cysoing	59--Progres cysonien	36.9	40.7	40.4	41.5	159.5
2	Cergy	95--Cergy'm Club	39.0	39.2	38.5	40.5	157.2
3	LUC gym	59--Luc gym	37.9	40.0	37.1	40.3	155.3
4	A. Dreux	28--Alliance de dreux gymnastique	39.1	35.3	38.5	40.2	153.1
5	UFOLEP 91	91--Caorsay	36.1	38.5	37.8	40.4	152.8
6	Haubourdin	59--Haubourdin gym	38.6	39.3	35.8	38.3	152.0
7	Champigny	94--RSCChampigny gym	33.0	33.9	37.4	38.8	143.1
8	Haisnes	62--Haisnes R'gym	32.8	32.3	38.6	38.4	142.1





### 10.2. Résultats individuels

	Gymnaste	Equipe	Annee					Total
1	CAMUS OCÉANE	LUC gym	2005	13.1	14.0	13.0	14.1	54.2
2	POTTIER HELOISE	Cysoing	2002	12.9	14.0	13.8	13.4	54.1
3	THEILLIER MARION	Cysoing	1998	12.7	14.5	13.0	13.7	53.9
4	DEVAUX CASSANDRE	Cergy	1998	13.8	12.6	13.1	14.1	53.6
5	PARDO AWA	Cergy	2007	14.2	12.6	13.1	13.5	53.4
6	NEULAS TIA	UFOLEP 91	2006	12.9	13.0	13.2	14.1	53.2
7	NGUEMBO MELISSA *	Athis Mons 1 (indiv) (indiv)	2001	13.7	12.8	13.2	13.1	52.8
8	ARDOUREL TAMERA	A. Dreux	2007	13.5	11.6	13.2	13.8	52.1
9	RABATE ARIANE *	Loos 1 (indiv) (indiv)	2004	11.4	13.1	14.3	13.2	52.0
10	DELCOURT LILOU	Cysoing	2004	11.3	12.2	13.6	14.4	51.5
11	FOURNIER HELOISE	Haubourdin	2003	13.0	12.8	11.6	13.2	50.6
	URAS MALENA	Haubourdin	2007	12.9	13.4	11.0	13.3	50.6
13	FERENBACH ELSA	A. Dreux	2004	12.6	12.0	12.7	12.6	49.9
14	ESCANDE MELISSA	LUC gym	1999	12.3	11.8	11.9	13.4	49.4
15	PLANCQ LOU ANN	LUC gym	2003	11.5	13.4	11.7	12.5	49.1
	DUCHET ALYCIA	Haisnes	2001	11.6	10.8	13.6	13.1	49.1
17	MAULNY AGATHE	UFOLEP 91	2004	10.2	11.9	13.2	13.5	48.8
18	DANEST CÉLESTINE	LUC gym	2000	11.2	12.6	12.2	12.6	48.6
19	BUFFIN LOAN	Champigny	2007	11.1	11.9	11.9	13.5	48.4
20	DEPRY SALOME	LUC gym	2005	12.5	12.2	10.8	12.8	48.3
21	POIRSON LOU	UFOLEP 91	1997	11.9	12.2	11.4	12.7	48.2
	DUC LAIA	Haubourdin	2010	10.6	12.6	13.2	11.8	48.2
23	POTTIN CASSANDRE	UFOLEP 91	2001	11.3	13.3	10.6	12.8	48.0
24	ABDOUL MELLEK MAYLIS	A. Dreux	2002	11.2	11.7	11.5	13.2	47.6
	URAS SOFANA	Haubourdin	2009	12.7	13.1	10.3	11.5	47.6
26	MELLIN MANON	Haisnes	1997	10.6	11.7	12.7	12.2	47.2
27	GUILLEMARD JUSTINE	A. Dreux	2004	13.0	7.6	12.6	13.2	46.4
	USABELLI ELINA	Cergy	2004	10.4	10.8	12.3	12.9	46.4
29	DESLYPPER CLARA	Cergy	2008	11.0	10.4	12.3	12.5	46.2
30	KIDIMBU TALAMAKU JAHELYNE	Champigny	2009	10.6	9.8	13.7	11.8	45.9
31	TERNEL LOUISE	Haisnes	2006	10.6	9.8	11.9	13.1	45.4
32	TEMPIER ROXANE	Champigny	2000	11.0	9.0	10.7	13.1	43.8
33	KHARBACH SANÂ	Champigny	2006	0.0	12.2	11.8	12.2	36.2





34	RIBEIRO MARIANNE *	Athis Mons 1 (indiv) (indiv)	2001	12.3	12.4	10.7	0.0	35.4
35	DUQUESNOY ALEX	Haisnes	1997	0.0	7.6	12.3	11.2	31.1
36	WRONKA MARIE	Haubourdin	2001	12.4	7.7	9.6	0.0	29.7
37	LEMOINE LEA	Cergy	1993	11.0	12.8	0.0	0.0	23.8
38	RECORDON APPOLINE	LUC gym	2005	0.0	12.1	11.4	0.0	23.5
39	CHAN KUN WA ORIANNE	A. Dreux	2007	0.0	11.5	10.9	0.0	22.4
40	YANOU BABO SHANA	Champigny	2007	10.9	0.0	0.0	11.2	22.1
41	LE BALCH ELSIE	Cergy	1990	0.0	13.8	0.0	0.0	13.8
42	BUFFIN ILANA	Champigny	2003	0.0	2.3	0.0	0.0	2.3
43	DAVOLI OLLIA	A. Dreux	1995	0.0	0.0	0.0	0.0	0.0
		UFOLEP 91	0	0.0	0.0	0.0	0.0	0.0
		UFOLEP 91	0	0.0	0.0	0.0	0.0	0.0
		Haubourdin	0	0.0	0.0	0.0	0.0	0.0
		Cysoing	0	0.0	0.0	0.0	0.0	0.0
		Cysoing	0	0.0	0.0	0.0	0.0	0.0
		Cysoing	0	0.0	0.0	0.0	0.0	0.0
		Haisnes	0	0.0	0.0	0.0	0.0	0.0

## 11. FEMININ NIVEAU2 11-18 ans . SA\_DA (individuels)

### 11.1. Résultats par équipes





	Equipe	Club					Total
1	Cambrai	59--Cambrai	37.4	38.7	31.5	36.2	143.8
2	Cergy	95--Cergy'm Club	34.7	34.3	36.5	36.2	141.7
3	Yerres	91--Gym club yerrois	33.6	33.8	34.0	37.1	138.5
4	Les Clayes	78--Les Clayes de la Gym	33.6	32.9	34.2	37.5	138.2
5	Conflans	78--PLM Conflans Gym	33.9	30.1	34.0	36.9	134.9

### 11.2. Résultats individuels





	Gymnaste	Equipe	Annee					Total
1	HEGO LOUISE	Cambrai	2010	12.1	13.0	11.6	12.6	49.3
2	RAYNAL ALEXIA	Cergy	2008	11.8	12.8	12.3	11.9	48.8
3	DIOMANDE EVA *	Gargenville 1 (indiv) (indiv)	2006	12.6	11.1	11.3	13.3	48.3
4	STALLAERTS LALIE	Yerres	2008	10.8	13.5	11.2	12.7	48.2
	FONTAINE ANAELLE	Cergy	2007	11.6	11.7	12.3	12.6	48.2
6	DHOLLANDE LILOU	Cambrai	2009	12.5	13.3	9.7	11.7	47.2
7	FONTAINE AMELIE	Les Clayes	2008	11.2	11.1	12.2	12.4	46.9
8	POTIEZ EMILIE	Yerres	2008	11.4	10.2	12.5	12.5	46.6
9	GUIDEZ CLAIRE	Cambrai	2007	12.8	12.4	9.3	11.9	46.4
10	BONHOMME MAELYS	Conflans	2007	12.0	10.7	11.2	12.3	46.2
11	CHATELIN LAURE	Les Clayes	2006	10.6	11.0	11.0	12.8	45.4
12	BRIS LAROCHE ROMANE	Les Clayes	2007	11.3	10.0	11.0	12.3	44.6
	KERVALLA MELISSA	Conflans	2006	10.7	9.8	11.3	12.8	44.6
14	CASO SIMEON LEA	Les Clayes	2010	11.0	10.8	10.4	12.3	44.5
15	LUDEAU MANON	Cergy	2007	11.0	9.8	11.9	11.7	44.4
16	GALLIEN CALVET CAMILLE	Yerres	2007	11.3	10.1	10.3	11.8	43.5
17	JOUDOUX AMBRE	Yerres	2007	10.9	8.4	9.7	11.9	40.9
18	SHAM PRADERIO LISA	Les Clayes	2009	11.1	8.1	10.0	11.4	40.6
19	CHASSIN ANAÏS *	Wattrelos 1 (indiv) (indiv)	2007	11.1	7.0	11.6	10.8	40.5
20	SCREVE CAROLINE	Cambrai	2006	10.5	6.3	10.2	11.4	38.4
21	PIERRON GAELLE	Conflans	2006	11.2	0.0	11.5	11.8	34.5
22	RAMALINGOM LEANE	Cergy	2007	11.3	0.0	11.7	11.0	34.0
23	DUMAS GUILLEMETTE	Les Clayes	2006	0.0	10.0	0.0	11.8	21.8
24	GUILLET THAIS	Conflans	2007	0.0	9.6	0.0	0.0	9.6
25		Conflans	0	0.0	0.0	0.0	0.0	0.0
		Conflans	0	0.0	0.0	0.0	0.0	0.0
	BULCKE HELOISE	Yerres	2008	0.0	0.0	0.0	0.0	0.0
		Yerres	0	0.0	0.0	0.0	0.0	0.0
	FARDEL ISEE	Cambrai	2005	0.0	0.0	0.0	0.0	0.0
		Cambrai	0	0.0	0.0	0.0	0.0	0.0
		Cergy	0	0.0	0.0	0.0	0.0	0.0
		Cergy	0	0.0	0.0	0.0	0.0	0.0

## 12. FEMININ NIVEAU5 11-18 ans . SA\_DA (individuels)

### 12.1. Résultats par équipes

	Equipe	Club					Total
1	Wasquehal	59--Esperance wasquehal gym	43.8	45.1	44.8	45.5	179.2
2	Outreau	62--Outreau	43.9	47.5	42.7	43.8	177.9
3	Montfermeil	93--Association Gymnastique Montfermeil	44.3	43.1	45.8	44.6	177.8
4	St Chéron	91--Elan gym st cheron	43.0	44.5	44.5	43.3	175.3
	Hazebrouck Gym Flandre 1	59--GYM'FLANDRE-HAZEBROUCK	43.3	43.8	44.9	43.3	175.3
6	Bievres 1	91--ELSB Bièvres	43.6	43.7	45.0	42.8	175.1
7	USY	78--Union sportive des yvelines	43.7	43.3	44.1	43.8	174.9
8	Marquette-lez-lille	59--St-Michel-Sports	43.5	45.2	43.2	42.1	174.0
9	Douai	59--Douai	43.1	45.7	43.2	41.8	173.8
10	Barlin	62--Barlin	43.3	43.7	43.1	43.3	173.4
11	Boulogne	92--Boulogne	41.4	43.3	44.1	44.5	173.3
12	Brie comte robert	77--Scbgym	42.5	42.7	44.8	43.2	173.2
13	Haubourdin	59--Haubourdin gym	43.1	45.9	41.6	42.3	172.9
14	Gargenville	78--Espérance de gargenville	42.4	42.9	43.6	43.2	172.1
15	UFOLEP 78	78--Chatou DynaGym	43.1	42.0	42.7	43.9	171.7
16	Yerres	91--Gym club yerrois	42.5	41.9	44.5	41.3	170.2
17	Pontoise	95--SPG Pontoise	40.3	43.6	41.4	42.5	167.8
18	Arpajon	91--ESR arpajon	43.1	41.2	42.1	40.9	167.3

### 12.2. Résultats individuels








	Gymnaste	Equipe	Annee					Total
1	TATERKA CHARLIE	Barlin	2010	11.0	12.1	10.9	11.5	45.5
2	GAILLARD DULUC MATHILDE *	Draveil Gym 1 (indiv) (indiv)	2007	11.1	11.2	11.6	11.5	45.4
3	HOUQUE LILOU ROSE	Wasquehal	2005	11.0	12.0	11.2	11.0	45.2
	CARDONNE ZOE	Haubourdin	2006	10.8	10.8	11.9	11.7	45.2
5	CLIPET LILIA	St Chéron	2010	11.0	11.2	11.5	11.3	45.0
	GEHIN LOANE	Wasquehal	2005	11.0	10.9	11.3	11.8	45.0
7	DELEVALLE LOU	Outreau	2007	11.2	11.5	10.7	11.5	44.9
8	MOMERENCY ANNA	Hazebrouck Gym Flandre 1	2007	10.6	11.7	12.0	10.4	44.7
	NOWICKI LOUISE	Outreau	2010	10.6	12.1	10.3	11.7	44.7
10	CAWET ELENI	Marquette-lez-lille	2011	11.3	11.7	10.4	11.2	44.6
11	SIMART ALIZEE	Bievres 1	2007	10.7	11.4	11.5	10.9	44.5
	JEREMIASCH LOLA	Montfermeil	2006	11.2	9.9	11.8	11.6	44.5
	REGNAULT MAELYS	Barlin	2010	11.2	10.8	10.8	11.7	44.5
14	DE JESUS LOPES JULIA	Yerres	2010	10.9	11.4	11.6	10.3	44.2
	FERRER JULIETTE	USY	2009	10.7	10.9	11.0	11.6	44.2
	ACHO DELAHOUSSE LINA	Montfermeil	2012	11.1	10.4	11.4	11.3	44.2
17	BENNI SOHANE	Montfermeil	2010	10.9	11.1	11.2	10.9	44.1
	LEREDE MELLE	Montfermeil	2006	11.1	10.8	11.4	10.8	44.1
	EL KOUCH SIHAM	Marquette-lez-lille	2007	10.9	11.1	11.2	10.9	44.1
20	THOREAU AMBRE	St Chéron	2010	10.0	11.4	11.3	11.3	44.0

	BRUNEAU LAURA	UFOLEP 78	2008	11.2	10.2	11.1	11.5	44.0
	NOWICKI JADE	Outreau	2012	11.1	12.0	10.8	10.1	44.0
23	SCHAAF SARAH	Boulogne	2010	10.1	10.9	11.4	11.5	43.9
24	FEKRACHE AALIYAH	Douai	2011	10.9	11.3	11.0	10.6	43.8
25	GASTEL EUGENIE	USY	2005	10.9	10.6	10.8	11.4	43.7
	PESIN LAURINE	Wasquehal	2005	11.2	9.9	11.0	11.6	43.7
	DUMY LAURA	Brie comte robert	2010	10.9	10.2	11.8	10.8	43.7
	PTASZYK PAULINE	Douai	2008	10.7	11.6	11.0	10.4	43.7
	MOREL LOUISE	Hazebrouck Gym Flandre 1	2008	10.6	10.7	10.8	11.6	43.7
	COQUARD ALICE	Boulogne	2008	10.6	10.7	11.1	11.3	43.7
31	BERTHIER SUZANNE	Bievres 1	2010	11.0	10.9	11.0	10.6	43.5
32	GILLES SERGENT MATEA	UFOLEP 78	2008	10.8	11.0	9.9	11.6	43.3
33	RUTKOWSKI LÉOCADIE	USY	2011	11.2	11.0	10.8	10.1	43.1
	VEJUX LAURA	Brie comte robert	2011	10.9	10.5	10.9	10.8	43.1
	QUENSIERE ELISE	Douai	2007	10.7	11.4	10.6	10.4	43.1
	TEMPET MELANIE	Douai	2010	10.8	11.3	10.6	10.4	43.1
	VILLATTE CAMILLE	Hazebrouck Gym Flandre 1	2008	11.0	10.4	10.6	11.1	43.1
38	BRILLAULT VANELLE LOUISE	Bievres 1	2011	10.4	10.3	11.5	10.8	43.0
	TEL TRISCIA	Yerres	2007	10.9	9.9	11.6	10.6	43.0
	GENNISSON JULIETTE	Pontoise	2011	10.9	10.9	10.8	10.4	43.0
	BOULOGNE MANON	USY	2005	10.9	10.8	11.2	10.1	43.0
	GUICHOUX LISE	Outreau	2010	10.7	11.9	10.5	9.9	43.0
43	PETUAUD-LETANG ALICE	UFOLEP 78	2005	10.7	10.5	10.7	11.0	42.9
	OUAICHE IRENEE	Hazebrouck Gym Flandre 1	2010	10.7	11.0	11.4	9.8	42.9
	MARIE-CESCAUT MAILLY	Boulogne	2007	10.2	10.5	11.0	11.2	42.9
46	LAIGNEAU EMILIE	Bievres 1	2007	11.1	10.5	10.6	10.5	42.7
	HENRIOT MANON	Brie comte robert	2007	9.7	11.3	11.0	10.7	42.7
	SCHWAB LALIE	Outreau	2009	10.9	11.0	10.3	10.5	42.7
49	MOUETTER SARAH	Douai	2008	10.4	11.4	10.4	10.4	42.6
50	WROBEL ROXANE	USY	2008	10.7	10.3	11.0	10.5	42.5
	MOERMAN CHARLOTTE	Haubourdin	2008	11.0	11.7	9.7	10.1	42.5
52	SEROMENHO ELOANE	Bievres 1	2011	10.8	10.9	10.2	10.5	42.4
	QUIBEL ELSA	St Chéron	2008	10.9	10.6	10.8	10.1	42.4
	GRANDSIRE JUSTINE	USY	2010	10.7	10.5	10.9	10.3	42.4
	LOUAFI AMBRE	Haubourdin	2008	10.1	11.6	10.6	10.1	42.4
	SARNIRAND LEONIE	Marquette-lez-lille	2009	11.2	10.8	10.5	9.9	42.4
57	DRECOURT MAELLE	Gargenville	2008	10.8	11.0	9.9	10.6	42.3
	MENHOUK LUCIE	Gargenville	2009	10.9	10.0	10.6	10.8	42.3
	HOLLE WILLEM LISE	Wasquehal	2009	10.1	11.2	11.1	9.9	42.3
	PIERART LOU	Wasquehal	2006	10.3	10.1	11.2	10.7	42.3
61	MOREL ZELIE	Bievres 1	2009	10.3	10.5	11.0	10.4	42.2
	FRANCOIS MARYLOU	Arpajon	2007	11.0	10.4	9.7	11.1	42.2
	PELISSON OCEANE	St Chéron	2010	10.5	11.3	10.1	10.3	42.2
	CAZES CORALINE	Montfermeil	2008	10.8	10.8	10.1	10.5	42.2
	LE GALLO ANAELLE	Boulogne	2012	10.5	10.6	10.6	10.5	42.2
66	CARPENTIER CLEMENTINE	Gargenville	2007	10.7	9.5	10.9	11.0	42.1
	WEISS DUPRE ELIANAH	Boulogne	2010	10.1	11.1	10.5	10.4	42.1
68	MARY ANAIS	St Chéron	2011	10.6	10.6	10.9	9.8	41.9
	RAILLE MARGAUX	Wasquehal	2009	10.6	11.0	9.2	11.1	41.9
	DELALLEAU ANAELLE	Marquette-lez-lille	2007	10.1	11.2	10.5	10.1	41.9
71	LOURENCO NAYLA	Yerres	2008	10.2	10.7	10.7	10.2	41.8
	FOURGOUS SALOME	Brie comte robert	2008	10.5	10.7	10.3	10.3	41.8
	WALRYCK SATINE	Hazebrouck Gym Flandre 1	2007	11.0	9.9	10.7	10.2	41.8






74	LE DENMAT MANON	Pontoise	2009	9.3	11.1	10.4	10.9	41.7
	SELOSSE JULIE	Marquette-lez-lille	2008	10.1	11.2	11.0	9.4	41.7
76	JACQUEMART MARGOT	Haubourdin	2009	10.8	11.6	9.1	10.1	41.6
77	GAZZINI SOLENE	Gargenville	2009	9.0	10.7	11.0	10.8	41.5
	PITTEN CLARA	Barlin	2006	10.2	10.5	10.8	10.0	41.5
79	KEERSTOCK LOLA	Pontoise	2007	9.9	10.9	10.2	10.4	41.4
80	LE CARO AENOR	Gargenville	2008	10.0	10.6	11.1	9.6	41.3
	BUZAN EMA	Montfermeil	2008	10.3	10.3	10.1	10.6	41.3
82	DESMET OCEANE	Arpajon	2008	10.9	10.2	10.0	10.0	41.1
	JACQMART MAIWENN	Pontoise	2008	10.2	10.7	10.0	10.2	41.1
84	HANG LYLOO	Arpajon	2010	9.8	10.8	10.5	9.9	41.0
	BADOUARD JUSTINE	Haubourdin	2006	10.5	10.9	9.4	10.2	41.0
86	CHANARD EUGENIE	Haubourdin	2008	10.3	11.0	9.3	10.3	40.9
87	LUCAS LYLOU	Douai	2008	9.2	11.3	10.2	10.1	40.8
88	JANVIER LOUNA	Yerres	2009	10.2	9.8	10.5	10.2	40.7
	TIMMERMAN MARION	Hazebrouck Gym Flandre 1	2006	10.4	10.0	10.4	9.9	40.7
90	SZYMCZAK MAEVA	St Chéron	2007	10.4	9.3	10.5	10.4	40.6
91	DESMET MARINE	Arpajon	2006	10.4	9.8	10.3	9.9	40.4
	FRANÇOIS LILIE	Barlin	2011	10.9	9.2	10.6	9.7	40.4
93	JOUHANNAUD-DOMENGE LISA	Brie comte robert	2009	10.0	8.8	11.1	10.4	40.3
94	BOUCHEND'HOMME MANDY	Barlin	2010	10.2	10.3	9.3	10.1	39.9
95	LANSADE MARGOT	Arpajon	2007	10.0	9.2	10.4	9.6	39.2
96	GODDE EMELINE	Gargenville	2008	8.2	10.6	10.1	10.2	39.1
97	TEMPO JULIANA	Pontoise	2010	9.2	9.4	9.6	10.8	39.0
98	METIVIER CHLOE	Yerres	2008	9.8	8.6	10.6	9.2	38.2
	QUELIN ANGELIQUE	UFOLEP 78	2010	9.7	10.3	11.0	7.2	38.2
	LAVERSIN HIARD CAMERON	Outreau	2009	9.2	8.6	10.7	9.7	38.2
10 1	RENOU EMMA	Yerres	2008	10.5	9.9	8.7	8.9	38.0
10 2	FLANQUART SHERYL	UFOLEP 78	2008	10.4	7.7	9.9	9.8	37.8
10 3	AUSTRUY ADELE	Brie comte robert	2006	10.2	6.7	8.9	10.9	36.7
10 4	FLAHAUT ROMANE	Barlin	2008	9.7	7.3	9.9	9.3	36.2
10 5	TIBURCE KYMILLYA	Arpajon	2011	10.8	0.0	10.9	9.3	31.0
10 6	BOSTEAU CLEMENTINE	Pontoise	2006	8.9	9.5	9.7	0.0	28.1
10 7	MILLE ADELE	Boulogne	2009	0.0	0.0	0.0	0.0	0.0
	TIBERGHEN ISABELLE	Marquette-lez-lille	2011	0.0	0.0	0.0	0.0	0.0

## 13. MASCULIN NIVEAU5 11-16 ans . SA\_DA (individuels)

### 13.1. Résultats par équipes


	Equipe	Club								Total
1	Cysoing	59--Progres cysonien	34.1	27.4	35.0	30.9	35.9	30.3		193.6
2	Dreux	28--Esperance drouaise	29.2	27.1	31.2	27.4	33.9	25.2		174.0
3	Orsay	91--Caorsay	27.8	19.4	30.9	23.9	27.7	19.4		149.1

### 13.2. Résultats individuels


	Gymnaste	Equipe	Année							Total
1	LE CAM JULES	Cysoing	2009	11.7	11.8	12.1	10.8	12.7	11.1	70.2
2	WILLEMS PAOLO	Cysoing	2008	10.4	8.5	11.2	10.4	11.6	10.6	62.7
3	DE CLARENS LUKAS	Cysoing	2011	11.6	7.1	11.7	9.7	11.6	8.6	60.3
4	CAMICAS THEO *	Eragny 1 (indiv) (indiv)	2009	9.2	7.8	9.8	10.1	12.4	10.0	59.3
5	JURE ETHAN	Dreux	2010	9.8	8.5	11.5	9.8	10.8	8.7	59.1
6	GAMEIRO JUSTIN	Dreux	2011	10.0	10.5	11.5	8.6	9.2	8.1	57.9
7	DUCHESNE MARIN	Orsay	2011	9.4	8.2	10.8	9.0	10.0	8.5	55.9
8	SENECHAL TOM	Dreux	2010	8.5	8.1	6.9	9.0	11.5	8.4	52.4
9	COQUEREL HUGO	Dreux	2011	9.4	6.5	8.2	8.5	11.6	8.0	52.2
10	LLANES NOAH	Cysoing	2012	10.8	4.4	10.0	8.8	10.0	7.6	51.6
11	COPEZ NOE *	Conflans 1 (indiv) (indiv)	2008	10.9	4.5	10.3	10.3	8.4	3.1	47.5
12	GUINET JULIEN	Orsay	2009	9.3	6.0	9.9	7.6	8.6	5.7	47.1
13	VUYLSTEKER NOAH	Orsay	2009	9.1	5.2	10.2	7.3	9.1	5.2	46.1
14	WILLEMS NEO	Cysoing	2011	6.1	3.1	6.9	0.0	9.1	4.1	29.3

## 14. FEMININ NIVEAU4 11-18 ans . SA\_DA (individuels)

### 14.1. Résultats par équipes

	Equipe	Club					Total
1	A. Dreux	28--Alliance de dreux gymnastique	32.9	39.2	39.0	36.2	147.3
2	Eragny	95--Gsa eragny	33.7	38.8	38.5	36.1	147.1
3	Montereau	77--Cs montereau	32.8	37.0	39.1	36.7	145.6
4	Yerres	91--Gym club yerrois	33.2	37.4	37.2	37.5	145.3
5	Vaureal	95--Egv	32.9	37.4	38.3	34.2	142.8
6	St Chéron	91--Elan gym st cheron	33.7	36.2	36.4	36.0	142.3
7	Haisnes	62--Haisnes R'gym	31.2	36.5	36.4	36.5	140.6
8	Houilles 1	78--Avant-Garde de Houilles	32.3	36.1	36.1	33.3	137.8
9	Peronne	80--Péronne 'Gym	32.0	30.9	36.1	35.6	134.6

### 14.2. Résultats individuels

	Gymnaste	Equipe	Annee					Total
1	GOMES INNOCENTI LENA	Montereau	2010	11.2	12.9	13.3	12.8	50.2
2	CARTON JEANNE *	Wormhout 1 (indiv) (indiv)	2007	11.1	12.8	13.1	12.8	49.8
3	DULOIR MAUREEN	A. Dreux	2006	11.2	13.1	13.4	12.0	49.7
4	PIAT ELINA	Haisnes	2006	11.6	12.6	12.8	12.6	49.6
5	TOR JUSTINE	Yerres	2007	11.0	12.8	13.0	12.5	49.3
6	MINOGGIO LUDMILLA	Montereau	2010	10.9	13.1	12.8	11.9	48.7
7	LAURENT CHARLOTTE	Eragny	2008	11.2	12.3	12.9	12.1	48.5
	HEBIB MASSIVA	Peronne	2007	10.8	12.7	12.2	12.8	48.5
9	JULIEN CAMILLE	A. Dreux	2009	10.2	13.1	12.9	12.2	48.4
10	PASTEN FROMENTIN LÉNA	Eragny	2009	10.3	12.9	12.6	12.5	48.3
11	CABRIT MARGAUX	Yerres	2009	11.1	12.8	11.8	12.5	48.2
12	GUEMAS LEA	A. Dreux	2009	11.1	13.0	11.7	11.8	47.6
13	PIERRE CELIANE	Eragny	2010	11.2	13.1	13.0	10.2	47.5
	DIOP COUMBA	Vaureal	2008	10.3	12.6	12.5	12.1	47.5
15	GARRE EUGENIE	Eragny	2007	11.3	12.8	12.2	11.1	47.4
16	LE GUEN SAN MIGUEL INES	St Chéron	2008	11.2	11.7	12.0	12.4	47.3
	NOIZET CILIA	Vaureal	2007	11.0	13.0	12.5	10.8	47.3
18	JEAN FRANCOIS LYANNA	Yerres	2010	11.1	11.5	11.9	12.5	47.0
19	CAZEMAJOU AMBRE	Houilles 1	2006	11.1	12.6	11.8	11.1	46.6
20	CHARLES HENRIETTE TYA	St Chéron	2008	10.7	12.5	11.8	11.5	46.5
21	BILCKE JULIE	Houilles 1	2007	10.8	12.2	12.1	11.1	46.2
22	LEGRAND ENATH	Haisnes	2009	9.7	13.0	11.4	11.8	45.9
23	MARY ALICIA	St Chéron	2007	9.8	11.9	12.0	12.1	45.8
24	GIRAUD MORGANE	St Chéron	2009	11.3	11.8	11.6	11.0	45.7
25	SARAZIN MADDIE	Montereau	2009	10.7	11.0	11.9	12.0	45.6
26	AVORO OWONO MELIZA	Vaureal	2007	10.7	10.9	13.3	10.5	45.4
27	COPIN BERENICE	A. Dreux	2008	10.0	10.8	12.7	11.6	45.1
	COSTA MENEZES LINE	Eragny	2008	10.6	11.3	11.7	11.5	45.1
29	NAZE CASSANDRA	Vaureal	2007	9.6	11.8	12.2	11.3	44.9
	DE-BONN ELSA	Peronne	2007	10.6	11.1	12.1	11.1	44.9
31	VINCENT RIHANA	Houilles 1	2006	10.4	11.3	11.9	11.1	44.7
32	BOUZZIT SIHAM	Eragny	2007	9.2	12.4	11.7	11.3	44.6



	SANOGO AMELYA	Vaureal	2007	11.2	10.7	12.0	10.7	44.6
34	GUYOT LISA	St Chéron	2008	11.2	9.7	12.4	11.0	44.3
35	OURDOUILLIE JANELLE	Yerres	2007	9.4	11.8	12.3	10.4	43.9
36	ROSE LALY	Haisnes	2008	9.6	10.5	11.5	11.6	43.2
37	BLANCHARD MATHILDE	A. Dreux	2007	10.6	12.5	8.0	12.0	43.1
38	AMADOU RIMADO	Montereau	2007	10.5	8.8	13.0	10.5	42.8
39	BERNARDINO CASSANDRA	Yerres	2007	10.8	10.3	10.6	11.0	42.7
40	ROSE MAUREEN	Haisnes	2006	8.4	10.9	11.2	12.1	42.6
41	LEBOUCQ LENA	Montereau	2010	10.1	9.7	11.7	10.7	42.2
42	MARINI MAELYS	Houilles 1	2006	10.1	9.8	12.1	9.8	41.8
43	LEMOINE CHLOE	Haisnes	2010	9.9	8.9	12.1	10.0	40.9
44	HOUDOU CHIARA	Houilles 1	2006	9.3	8.4	11.7	11.0	40.4
45	DERBECOURT LUCIE	Peronne	2006	9.7	7.1	11.8	11.1	39.7
46	ROBERT JENNY	Montereau	2010	8.4	9.3	11.6	10.3	39.6
47	DANEZ LEA	Peronne	2005	10.6	6.0	10.9	11.7	39.2
48	LIERVILLE LOU	A. Dreux	2006	10.1	10.5	8.8	9.4	38.8
49	EL KOURAICHI KAÏNA	Houilles 1	2007	0.0	10.1	11.2	11.0	32.3
50		St Chéron	0	0.0	0.0	0.0	0.0	0.0
		Yerres	0	0.0	0.0	0.0	0.0	0.0
		Vaureal	0	0.0	0.0	0.0	0.0	0.0
		Haisnes	0	0.0	0.0	0.0	0.0	0.0
	GUILLOY LOLA	Peronne	2005	0.0	0.0	0.0	0.0	0.0
	LANGUE ALICE	Peronne	2006	0.0	0.0	0.0	0.0	0.0

## 15. MASCULIN NIVEAU5 11 + . SA\_DA (individuels)

### 15.1. Résultats par équipes





	Equipe	Club							Total
1	Mouvoux	59--Association Sportive Mouvilloise	33.7	31.5	36.3	33.2	36.2	33.8	204.7
2	Marcoussis	91--Asm	33.1	24.8	33.5	32.8	36.4	34.4	195.0
3	Douai	59--Douai	31.2	27.1	33.7	32.7	36.5	32.0	193.2
4	Plaisir	78--Etoile gymnique plaisiroise	30.0	24.7	34.1	31.5	35.1	31.3	186.7
5	Athis Mons	91--Usa Athis Mons	27.5	22.4	34.8	31.8	34.8	32.8	184.1
6	Rungis	94--GCR RUNGIS	32.0	19.5	32.6	31.1	33.2	28.5	176.9

### 15.2. Résultats individuels





	Gymnaste	Equipe	Anne e							Total
1	DEPRAETER ALEXANDRO	Mouvoux	2000	11.7	10.6	12.5	11.3	11.9	11.5	69.5
2	ANSART THEO	Douai	2002	12.1	9.8	11.4	11.3	12.4	10.9	67.9
3	KURZENNE MATHIEU	Athis Mons	1998	10.4	8.3	12.7	11.0	12.6	12.1	67.1
4	MARQUES HELIO *	Chatou 1 (indiv) (indiv)	1988	10.3	11.7	11.9	10.2	12.0	10.6	66.7
5	TRENTESAUX THIBAUT	Douai	2005	9.7	9.3	12.1	10.8	12.3	11.4	65.6
6	HENNART DIMITRI	Mouvoux	1987	11.6	8.7	10.7	10.1	12.3	11.4	64.8
7	CLESSE ELLIOTT	Mouvoux	2007	8.7	11.2	11.8	10.7	11.9	10.4	64.7
8	BLEUSE KILLIAN	Mouvoux	2000	10.4	7.9	12.0	11.2	12.0	10.9	64.4
9	HAMMACHI LAHCENE	Marcoussis	1981	9.9	7.4	10.9	11.1	12.5	11.5	63.3
10	ALAMRAOUI NASSIM	Plaisir	1999	10.8	8.4	12.1	9.3	11.6	9.7	61.9
11	ALVES ENZO	Marcoussis	2005	11.7	6.4	11.3	10.7	12.2	8.4	60.7
12	NUTIN LEO	Mouvoux	2007	10.3	6.4	11.0	10.6	11.0	10.3	59.6
	BLOND MATTÉO	Douai	2003	9.4	8.0	10.2	10.5	11.8	9.7	59.6
14	DESCHAMPS NATHAN	Mouvoux	2002	8.5	9.7	11.7	10.0	9.6	9.8	59.3
15	LIX MAXIME	Marcoussis	2003	6.0	7.7	10.6	10.9	10.9	11.7	57.8
16	BOSSIO WANGI DJIBRIL	Plaisir	2008	8.6	6.9	10.8	11.0	10.7	9.5	57.5
17	BRUNNER CORMIER PIERRE	Athis Mons	2006	8.4	6.9	10.2	11.1	10.7	9.8	57.1
18	RESTIER DAVID	Plaisir	1971	9.0	7.6	9.3	9.4	11.0	10.2	56.5
	MOLLE ARNAUD	Rungis	1989	10.6	4.3	11.3	9.9	11.0	9.4	56.5
20	CHAIBELAIN HUGO	Rungis	2007	10.3	7.0	10.3	10.6	10.9	7.0	56.1
21	LABOURET LUCAS	Marcoussis	2003	11.5	9.7	11.3	0.0	11.7	11.2	55.4
22	BOUTROY FREDERIC	Athis Mons	1988	8.7	0.0	11.5	9.9	11.5	10.9	52.5
23	CARTIER NATHAN	Plaisir	2011	10.2	6.8	11.2	9.2	8.0	6.7	52.1
24	DUJARDIN DORIAN	Douai	2000	8.6	3.9	8.0	9.6	9.8	8.6	48.5
25	PIVERT MATHIS	Rungis	2008	6.2	6.1	9.7	8.6	10.4	7.3	48.3
26	BAILLET THOMAS	Plaisir	1992	0.0	8.7	0.0	11.0	12.5	11.4	43.6
27	BARBIEUX-HEROGUEZ MATHYS	Douai	2005	9.0	6.8	10.0	0.0	9.8	6.9	42.5
28	TAX LENNY	Athis Mons	2003	6.7	7.2	10.6	0.0	8.8	9.0	42.3
29	THAVIOT MATTHIEU	Rungis	1987	11.1	0.0	0.0	10.5	8.6	9.3	39.5
30	POUBANNE PHILIPPE	Rungis	1961	0.0	6.4	11.0	0.0	11.3	9.8	38.5

## 16. FEMININ NIVEAU1 11-18 ans . SA\_DA (individuels)

### 16.1. Résultats par équipes





	Equipe	Club					Total
1	Les Clayes	78--Les Clayes de la Gym	35.7	36.7	30.7	36.1	139.2
2	Haubourdin	59--Haubourdin gym	32.9	25.5	32.9	35.7	127.0

### 16.2. Résultats individuels





	Gymnaste	Equipe	Annee					Total
1	LEFEBVRE CYLIA	Les Clayes	2008	12.7	13.0	10.6	12.2	48.5
2	WILLAY LOU	Les Clayes	2008	12.0	11.2	10.0	11.4	44.6
3	RICCO LINE	Haubourdin	2010	11.2	8.7	11.5	12.8	44.2
4	HECQUET ANNAELLE	Haubourdin	2007	11.2	9.0	11.0	12.7	43.9
5	DANIEAU SIMON CAPUCINE	Les Clayes	2006	9.8	12.5	8.6	10.1	41.0
6	LAHOUSSE CHLOE	Haubourdin	2009	10.5	7.8	10.4	10.2	38.9
7	PHILIPPE ALYCIA	Les Clayes	2006	10.5	7.5	10.1	10.0	38.1
8	FERJOUX LOUISE	Les Clayes	2009	11.0	7.1	0.0	12.5	30.6
9	VIXAMAR IRIS	Les Clayes	2006	0.0	0.0	0.0	0.0	0.0
	POLLART LEA	Haubourdin	2010	0.0	0.0	0.0	0.0	0.0
		Haubourdin	0	0.0	0.0	0.0	0.0	0.0
		Haubourdin	0	0.0	0.0	0.0	0.0	0.0
	DUGOURGEOT LILA *	Lognes 1 (indiv) (indiv)	2009	0.0	0.0	0.0	0.0	0.0

## 17. FEMININ NIVEAU3 7-14 ans . SA\_DA (individuels)

### 17.1. Résultats par équipes







	Equipe	Club					Total
1	Marcoussis	91--Asm	31.7	26.7	31.2	34.2	123.8

### 17.2. Résultats individuels







	Gymnaste	Equipe	Annee					Total
1	DOUCET ZOÉ	Marcoussis	2013	11.3	9.6	10.8	12.0	43.7
2	HAMMACHI INES	Marcoussis	2014	10.7	8.7	11.0	11.3	41.7
3	BORTONE PASTORE GIULIA	Marcoussis	2009	9.7	8.4	9.4	10.9	38.4
4		Marcoussis	0	0.0	0.0	0.0	0.0	0.0
		Marcoussis	0	0.0	0.0	0.0	0.0	0.0
		Marcoussis	0	0.0	0.0	0.0	0.0	0.0

## 18. MASCULIN NIVEAU3 11-18 ans . SA\_DA (individuels)

### 18.1. Résultats par équipes







	Equipe	Club							Total
1	Champigny	94--RSCChampigny gym	32.6	27.7	34.4	36.7	33.9	28.7	194.0

### 18.2. Résultats individuels







	Gymnaste	Equipe	Anne e							Total
1	DEVAUCHELLES THEO	Champigny	2005	10.2	10.7	11.5	12.3	12.2	11.6	68.5
2	BARBOSA ALVES LEANDRO	Champigny	2006	12.1	7.7	11.0	12.5	12.1	10.3	65.7
3	SINTES VALENTIN	Champigny	2008	10.3	9.3	11.9	11.9	9.6	6.8	59.8
4	BARBOSA ALVES RODRIGO	Champigny	2006	0.0	0.0	0.0	0.0	0.0	0.0	0.0
	HAFEZ ROBIN	Champigny	2008	0.0	0.0	0.0	0.0	0.0	0.0	0.0
		Champigny	0	0.0	0.0	0.0	0.0	0.0	0.0	0.0

## 19. MASCULIN NIVEAU1 11 + . SA\_DA (individuels)

### 19.1. Résultats par équipes

	Equipe	Club							Total
1	LUC gym	59--Luc gym	28.2	31.2	36.7	37.6	32.5	27.9	194.1




### 19.2. Résultats individuels

	Gymnaste	Equipe	Anne e							Total
1	CERRI CONSTANTIN	LUC gym	1996	8.5	12.0	12.4	12.6	10.4	10.5	66.4
2	FOURNIER LOUIS	LUC gym	2004	10.3	9.0	13.0	12.4	9.2	7.2	61.1
3	ROELANDTS NICOLAS	LUC gym	1981	8.3	10.2	0.0	12.6	12.9	9.2	53.2
4	DUPONT ANTHONY	LUC gym	2002	8.5	6.0	9.0	12.0	9.1	8.2	52.8
5	DESWARTE JONATHAN	LUC gym	1991	9.4	8.6	11.3	12.0	8.7	0.0	50.0
6	PLANCQ ARTHUR	LUC gym	1998	0.0	0.0	0.0	0.0	0.0	0.0	0.0

**Résultats de la compétition**  
*Demi-finales nationales G1*  
*Vaires sur Marne*  
*4 et 5 mai 2024*

# 1. FEMININ NIVEAU4 11 + . SA\_DA (individuels)

## 1.1. Résultats par équipes

	Equipe	Club					Total
1	Lambersart	59--SMG Lambersart	32.7	38.2	33.5	39.0	143.4
2	Cysoing	59--Progres cysonien	31.8	39.0	34.2	38.1	143.1
3	Brie comte robert	77--Scbgym	32.4	37.4	34.4	38.1	142.3
4	A. Dreux	28--Alliance de dreux gymnastique	32.3	37.9	33.5	38.1	141.8
5	St pierre du perray	91--St Pierre du Perray	32.2	37.7	33.1	38.2	141.2
6	Plaisir	78--Etoile gymnique plaisiroise	32.2	37.8	34.1	36.8	140.9
7	LUC gym	59--Luc gym	32.3	38.9	34.4	34.8	140.4
8	Beauchamp	95--Arabesque gymnique Beauchamp	31.5	37.6	33.8	37.3	140.2
9	Vaires	77--Us Vaires	32.2	37.8	31.2	38.5	139.7
10	Morsang sur orge	91--Morsang sur Orge	30.9	37.2	33.7	37.1	138.9
11	Les Clayes	78--Les Clayes de la Gym	31.3	37.8	32.4	36.9	138.4
12	UFOLEP 91	91--ESR arpajon	31.6	36.4	33.9	36.3	138.2
13	Vigneux sur seine	91--Espérance de Vigneux	31.0	37.8	31.4	36.9	137.1
	Bray	77--Club sportif braytois	32.9	34.1	33.6	36.5	137.1
15	Faches	59--Faches thumesnil	31.5	36.9	29.2	35.8	133.4

## 1.2. Résultats individuels

	Gymnaste	Equipe	Annee					Total
1	FLEURINK CHARLENE	Beauchamp	1986	10.5	13.2	12.0	13.2	48.9
2	DUMY MANON	Brie comte robert	2008	10.6	12.4	12.5	13.1	48.6
3	DEVLEESSCHAUWER INES	Lambersart	1997	11.5	12.7	11.0	13.2	48.4
4	OUCI LOUNA	Faches	2009	11.1	12.6	11.7	12.9	48.3
5	D HARLINGUE LAETITIA	LUC gym	1992	10.7	13.2	11.6	12.4	47.9
6	CHERVIN ANNE LAURE	Lambersart	2003	10.6	12.8	11.7	12.7	47.8
7	SOLDO MARINA	Plaisir	2001	11.0	12.7	11.4	12.6	47.7
8	VANASTEN ELISE	Cysoing	2008	10.7	13.1	11.3	12.5	47.6
9	BROCHARD CORALIE	A. Dreux	2000	10.7	12.7	11.0	12.8	47.2
10	SPANNEUT LISON	Cysoing	2010	9.8	13.0	12.1	12.2	47.1
11	VERGNOLLE JULIETTE	UFOLEP 91	2004	10.4	12.5	11.5	12.6	47.0
12	DELOPHONT TANYA	Plaisir	2007	10.7	12.7	11.9	11.3	46.6
	PRINCE ALOUNY	Vaires	2005	10.9	12.9	9.9	12.9	46.6
14	DUBREUIL JOHANNA	Bray	2000	10.2	12.6	11.8	11.9	46.5
	LAMBERT MARION	Lambersart	2006	10.6	12.0	10.8	13.1	46.5
	SOMERS ELSA	St pierre du perray	2001	10.1	12.0	11.1	13.3	46.5
17	RODRIGUEZ KEISSY	Brie comte robert	2009	10.7	11.9	11.2	12.6	46.4
18	COLAVIN CELIA	St pierre du perray	1997	10.2	12.7	10.8	12.6	46.3
19	DESCHAMPS LOUISON *	Mantes la ville 1 (indiv) (indiv)	2007	10.4	12.5	10.7	12.6	46.2
20	Gosse Louane	Brie comte robert	2006	10.8	12.8	10.7	11.6	45.9
21	MARTIN JAY MAIA	Brie comte robert	2009	10.9	12.2	10.2	12.4	45.7
	PATERAKIS LANA	Morsang sur orge	2010	9.8	12.0	11.4	12.5	45.7
23	SKWARA MARINE	Beauchamp	1994	10.4	12.3	11.2	11.7	45.6
	BINTZ MAY LINE	Vigneux sur seine	2005	10.1	13.0	10.3	12.2	45.6
25	LEYNIER LISE	A. Dreux	1998	10.7	12.5	9.9	12.3	45.4
	BECAUD LUCILE	LUC gym	1996	9.9	13.1	10.6	11.8	45.4





27	TOURE ROKYA	Bray	2008	11.1	10.0	11.4	12.8	45.3
	MALEVRE MAILIS *	Mantes la ville 1 (indiv) (indiv)	2007	10.8	11.2	11.0	12.3	45.3
29	GEILING FRANCESCA	Les Clayes	1998	10.5	11.1	11.1	12.5	45.2
	FOLCO SANDRA	Morsang sur orge	1998	9.9	12.5	11.0	11.8	45.2
31	THOMAS CORALIE	Beauchamp	1996	10.3	11.8	10.6	12.4	45.1
32	TRELLU ALINE	Les Clayes	1998	9.9	12.6	11.4	11.1	45.0
33	TARRIS ENOLA	Vaires	2000	10.1	11.0	10.8	12.9	44.8
34	LAPOSI AMBRE	Les Clayes	2001	10.3	12.8	9.4	12.2	44.7
	PERROT EMMA	Plaisir	2004	10.0	12.4	10.8	11.5	44.7
	THOMAS ANNE	Vaires	2000	10.4	12.3	9.9	12.1	44.7
	AJAVON MEILY	Vigneux sur seine	2008	10.1	11.1	11.2	12.3	44.7
38	TACNET LEA	Vigneux sur seine	2008	10.6	11.7	9.9	12.4	44.6
39	CAPRANZANO SARA	Faches	2006	10.3	12.4	9.5	12.1	44.3
40	BENOIT HELOISE	Vaires	1992	10.2	12.6	9.0	12.4	44.2
	LEBERT LEANNE	St pierre du perray	2004	10.7	10.9	10.3	12.3	44.2
42	AREZKI AUREORE	Bray	2000	10.9	11.5	10.0	11.5	43.9
43	MICOUREAU MAYLINE	UFOLEP 91	2000	10.1	10.9	10.4	12.4	43.8
44	COUSTOU MARION	A. Dreux	2001	10.9	10.0	10.2	12.6	43.7
45	DESMET TIFFANY	LUC gym	1997	10.8	11.4	10.9	10.5	43.6
46	KERRAND LAUREEN	Beauchamp	2003	10.0	12.1	9.8	11.5	43.4
47	COLIN INES	UFOLEP 91	2009	10.5	10.4	11.1	11.3	43.3
48	HARRAU ROMANE	Cysoing	2008	10.3	12.3	7.9	12.7	43.2
	PENCRANE ILONA	Morsang sur orge	2004	10.5	10.7	9.9	12.1	43.2
50	LEFEBVRE MAELYS	Les Clayes	2002	10.0	12.4	9.9	10.7	43.0
51	SAPPEY MARIE	Plaisir	2007	9.8	10.5	10.3	12.3	42.9
52	FILLEAU EMELINE	Brie comte robert	2001	10.5	11.7	9.3	11.3	42.8
53	LAURIN FANNY	Les Clayes	1998	10.5	10.5	9.5	12.2	42.7
54	SOCKEEL JULIE	Cysoing	2009	10.2	12.9	9.2	10.3	42.6
55	le moine laurene	Beauchamp	2004	10.6	11.8	9.3	10.8	42.5
56	MALHERBE AUREGAN	UFOLEP 91	2009	10.5	11.3	9.6	10.9	42.3
	NAVILIAT LENA	Vaires	1997	10.9	8.9	10.5	12.0	42.3
	PLUMEL MELINE	St pierre du perray	2001	9.4	12.7	7.9	12.3	42.3
59	DESRAYAUD CELINE	A. Dreux	1977	10.7	8.8	9.9	12.7	42.1
	MABROUK IMEN	Plaisir	2008	10.3	12.1	9.6	10.1	42.1
61	FRECHON AMELINE	Plaisir	2007	10.5	10.2	9.3	11.9	41.9
62	BOUSSET FANNY	UFOLEP 91	2010	10.6	11.1	9.9	10.1	41.7
63	VANEEGHEM JUSTINE	LUC gym	2004	10.4	12.6	7.9	10.6	41.5
64	CARNEIRO INES	Morsang sur orge	2005	9.5	12.2	8.4	10.8	40.9
65	DENEUVILLE TAILYS	Faches	2007	10.1	11.9	8.0	10.8	40.8
66	CHEVILLOT NOEMIE	Morsang sur orge	2008	10.5	11.0	7.9	11.1	40.5
67	VIEIRA EMIE	Beauchamp	2004	10.2	8.5	10.1	11.6	40.4
	BIGET MARILOU	Cysoing	2002	9.3	11.0	9.1	11.0	40.4
69	BOURDET ALIX	Les Clayes	1997	10.0	10.9	9.2	9.7	39.8
70	SINOQUET CLARISSE	Bray	2010	10.9	8.2	10.2	10.2	39.5
71	BOUVARD GARANCE	Vaires	2004	10.4	7.7	8.2	12.7	39.0
72	RIVIERE MARGOT	Lambersart	2004	10.1	11.8	4.5	11.1	37.5
73	BELMADANI ALIYA	Bray	2008	10.4	5.1	9.9	11.8	37.2
74	GILBERT CLARA	Morsang sur orge	2004	0.0	12.5	11.3	12.5	36.3
75	TAVERNIER CLARA	St pierre du perray	1999	11.3	12.3	11.2	0.0	34.8
76	BRIMBOEUF ADELINE	UFOLEP 91	1998	10.4	12.6	11.3	0.0	34.3
	SELOSSE MANON	LUC gym	1994	10.8	12.2	11.3	0.0	34.3
78	BANCE EMILIE	Vigneux sur seine	2009	10.3	11.5	9.4	2.8	34.0
79	ADAMCZYK JULIA	Cysoing	2010	10.8	-0.7	10.8	12.9	33.8
80	FLAN AMELIE	Lambersart	2000	9.9	12.7	9.9	0.0	32.5
81	DOUILLARD MAELYS	Bray	2009	10.5	0.0	10.4	11.5	32.4
82	REMOND CLARA	Vigneux sur seine	2008	10.0	12.6	9.6	0.0	32.2

83	COTTINI ELISA	Lambersart	2004	10.5	11.4	9.5	0.0	31.4
84	HERTIG LUCIE	Brie comte robert	2000	10.4	12.0	8.0	0.0	30.4
85	CHAMARET MARION	A. Dreux	1994	0.0	12.7	12.3	0.0	25.0
86	ZO LAETITIA	Vigneux sur seine	1999	0.0	12.2	9.7	0.0	21.9
87	JURE ENOLA	A. Dreux	2005	0.0	0.0	8.2	10.7	18.9
88	MAZUREK ZOE	LUC gym	2004	0.0	0.0	11.5	0.0	11.5
89	BALLEKENS HELOISE	Faches	2003	0.0	0.0	0.0	0.0	0.0
		Faches	0	0.0	0.0	0.0	0.0	0.0
		Faches	0	0.0	0.0	0.0	0.0	0.0
		St pierre du perray	0	0.0	0.0	0.0	0.0	0.0

## 2. FEMININ NIVEAU6 11-15 ans . SA\_DA (individuels)

### 2.1. Résultats par équipes

	Equipe	Club					Total
1	Wasquehal	59--Esperance wasquehal gym	43.6	45.3	43.0	45.3	177.2
2	Guines	62--La patriote de guines	41.2	44.9	43.5	46.1	175.7
3	Barlin	62--Barlin	41.1	44.0	43.4	43.6	172.1
4	Morsang sur Orge 1	91--Morsang sur Orge	39.5	43.1	44.1	43.6	170.3
5	Yerres	91--Gym club yerrois	41.9	43.8	40.8	43.6	170.1
6	Gargenville 1	78--Espérance de gargenville	40.2	43.4	43.5	41.8	168.9
7	Eragny	95--Gsa eragny	39.8	44.0	41.9	43.1	168.8
8	Osny	95--Espoirs gymniques d'osny	38.8	43.0	43.3	42.8	167.9
	Morsang sur orge 2	91--Morsang sur Orge	41.7	42.1	42.4	41.7	167.9
10	Fresnes	94--A.A.S. FRESNES	40.9	40.9	43.5	42.3	167.6
11	Wingles	62--Wingles	42.4	42.3	40.1	42.7	167.5
12	UFOLEP 91	91--ESR arpajon	42.4	42.2	41.2	44.1	165.9 (4.0)
13	Les Clayes	78--Les Clayes de la Gym	39.9	41.4	41.2	42.2	164.7
14	Lagny sur marne 2	77--Elan gymnique de lagny	40.2	40.4	39.8	43.3	163.7
15	Orchies	59--La concorde orchies	39.7	40.1	39.5	41.6	160.9

### 2.2. Résultats individuels





	Gymnaste	Equipe	Annee					Total
1	HAMOUD RIVIERE MELISSA	Wasquehal	2011	11.3	10.8	11.2	11.6	44.9
	LEROY OLIVIA	Wasquehal	2010	11.0	11.7	11.1	11.1	44.9
3	MOAL CHARLIE	UFOLEP 91	2011	11.1	11.1	10.8	11.6	44.6
4	RICHOUX EVA *	Gargenville 1 (indiv) (indiv)	2011	10.3	11.7	10.9	10.9	43.8
5	RAMDANI MORISOT SOHANNE	Eragny	2011	10.7	11.0	10.8	11.2	43.7
	BOUCHART ROSE	Guines	2010	9.9	11.5	10.7	11.6	43.7
7	COGEZ MANON	Wasquehal	2011	11.0	11.5	10.2	10.9	43.6
8	RENIER LILLIA	Guines	2011	10.5	11.7	11.2	10.1	43.5
9	DELECLUSE LEONIE	Wasquehal	2010	10.3	11.3	10.5	11.3	43.4
	DEBRET LILY-ROSE	Barlin	2010	9.8	11.1	11.2	11.3	43.4
11	ROGER ANAELLE	Eragny	2009	10.5	11.3	10.4	11.0	43.2
	PERQUE PERARD MANAEL	Barlin	2012	10.4	11.1	11.2	10.5	43.2
13	ROTGER NINA	Morsang sur Orge 1	2012	9.9	11.3	11.2	10.6	43.0
14	GERVAIS GABRIELLE	Gargenville 1	2012	10.6	11.3	11.0	9.8	42.7
	LAMPIN YSALINE	Gargenville 1	2012	9.7	11.4	10.7	10.9	42.7
	ZALEWSKI LEANA	Barlin	2010	10.4	10.7	10.7	10.9	42.7
	FOFANA MALYA *	Saint-michel-sur-orge 1 (indiv) (indiv)	2011	10.9	11.2	10.6	10.0	42.7
18	LEBRIEZ AZÉMIA	Guines	2010	9.6	10.9	10.6	11.4	42.5
	LUSSEAU NOEMIE	Morsang sur Orge 1	2012	9.9	10.8	10.8	11.0	42.5
20	QUEAU MILA	Yerres	2012	10.2	11.4	10.4	10.4	42.4
	ZEMMOUR ANAIS	Fresnes	2011	10.4	10.7	11.1	10.2	42.4

	COCHARD ELISE	Morsang sur orge 2	2011	10.5	10.3	10.7	10.9	42.4
23	MULLER ENOLA	Gargenville 1	2011	10.3	11.2	10.9	9.9	42.3
	CONGHOT LISA MARIE	Morsang sur orge 2	2012	10.9	11.0	10.2	10.2	42.3
25	DE BENGY EMILIE	UFOLEP 91	2009	10.6	10.5	9.6	11.5	42.2
26	SIMPLLOT EMMA	Guines	2010	11.1	10.8	8.7	11.5	42.1
	PENDIC PAULINE	Wingles	2010	10.4	11.1	9.7	10.9	42.1
28	LOPES LEGRAND CHARLOTTE	Fresnes	2010	9.6	11.0	10.9	10.5	42.0
	ANDRZEJEWSKI PERRINE	Wingles	2010	10.0	10.7	10.8	10.5	42.0
30	TEYROL MAELA	Osny	2010	9.8	10.0	11.4	10.7	41.9
	GLEIZES OLIVIA	Fresnes	2011	10.4	10.3	10.6	10.6	41.9
32	MUSINE LOLA	UFOLEP 91	2011	10.7	10.7	9.7	10.5	41.6
	EL ATTWANI INES	Morsang sur orge 2	2011	10.1	10.3	10.6	10.6	41.6
34	MANGIN NINON	Eragny	2009	9.8	10.9	10.3	10.4	41.4
	COTREZ ANAÏS	Guines	2010	9.2	10.0	10.6	11.6	41.4
	CLIQUET AMBRE	Wingles	2011	10.9	10.4	9.9	10.2	41.4
	SACKSTEDER LOUNA	Morsang sur Orge 1	2011	10.0	9.5	11.0	10.9	41.4
38	DIARRA AISSATOU	Yerres	2008	9.3	10.7	10.0	11.3	41.3
	MBENGONO KYMIA	Osny	2010	9.1	10.5	10.9	10.8	41.3
	CARNEIRO JADE	Morsang sur Orge 1	2010	9.7	10.8	11.1	9.7	41.3
	DUPONT ZELIE	Barlin	2011	9.8	11.0	10.1	10.4	41.3
42	NOTTE NOEMIE	Les Clayes	2009	9.1	10.7	10.9	10.4	41.1
	STAELENS MAELLE	Orchies	2012	10.8	9.9	9.6	10.8	41.1
44	SAMESSOME MARYHA	Wasquehal	2010	9.2	10.7	9.8	11.3	41.0
45	BACKER LOLA	Osny	2008	10.3	10.5	9.9	10.2	40.9
	BLANCHANT ANAE	Wingles	2010	10.0	10.1	9.7	11.1	40.9
47	RAYMOND CHLOE	Osny	2009	8.5	10.4	11.0	10.9	40.8
48	JAMIN LANA	Les Clayes	2010	10.2	9.8	10.2	10.5	40.7
	DE SOUSA EMMA	Osny	2011	9.6	11.3	10.0	9.8	40.7
50	OFFROY EMMA	Gargenville 1	2008	9.6	9.2	10.9	10.9	40.6
	MENDES SANCHES ILANA	Morsang sur orge 2	2011	10.2	10.5	9.9	10.0	40.6
52	CARTRON MATHILDE	Les Clayes	2009	9.6	10.0	9.6	11.3	40.5
	LIDIER CHEVALLEREAU JOANA	UFOLEP 91	2011	10.0	9.4	10.6	10.5	40.5
	PELEWE KEYLIA	Yerres	2011	10.7	8.2	10.3	11.3	40.5
	OGNIMBA THAYNA	Lagny sur marne 2	2010	10.6	9.9	9.4	10.6	40.5
56	LEGRAND LOLA	Barlin	2009	8.8	10.8	9.8	10.9	40.3
57	LEROY ALIANA	Yerres	2009	10.1	10.5	9.0	10.6	40.2
58	LOURENCO ESMA	Yerres	2011	10.7	11.2	9.3	8.9	40.1
59	DE OLIVEIRA TAYNA	Les Clayes	2012	10.4	10.7	10.0	8.9	40.0
	DEMAY LISE	Fresnes	2011	10.1	8.7	10.9	10.3	40.0
61	VASSEUR ELISA	Orchies	2011	9.9	9.8	10.8	9.3	39.8
	ROUX MAUREEN	Morsang sur orge 2	2011	9.9	9.0	10.9	10.0	39.8
63	THOMAS LÉA	Lagny sur marne 2	2011	9.3	10.5	8.9	11.0	39.7
64	WEBER CELIA	Osny	2010	8.6	10.7	9.9	10.4	39.6
	PECOME JALCE ORLANE	Fresnes	2009	10.0	8.9	10.6	10.1	39.6
66	CAMARA TIGUIDE	Yerres	2012	10.3	8.8	10.1	10.3	39.5
	CAUCHETEUX LOAN	Wingles	2010	11.1	9.8	8.4	10.2	39.5
68	VAN CHUNG MAILLYNE	Eragny	2010	8.4	10.8	10.4	9.4	39.0
	CROUET ELISE	Lagny sur marne 2	2012	9.9	8.2	10.3	10.6	39.0
70	LECLÈRE LEANE	Lagny sur marne 2	2008	9.1	9.7	9.0	11.1	38.9
	DUPONT LEANE	Orchies	2012	9.7	9.8	9.1	10.3	38.9
72	BROCART LOUISE	Orchies	2012	9.3	10.6	9.4	9.5	38.8
73	MAESTRINI APOLLINE	Lagny sur marne 2	2011	10.4	8.2	9.7	10.4	38.7
	COTREZ EMMY	Guines	2010	9.7	6.7	11.0	11.3	38.7
75	GOMES ISIA	Les Clayes	2012	9.7	10.0	10.1	8.8	38.6
76	MOYAL KAELYN	Lagny sur marne 2	2008	8.4	10.3	10.4	9.3	38.4





77	BARNA NADIA	Barlin	2008	10.5	7.8	10.3	9.7	38.3
78	MOGADE MAEVA	Morsang sur orge 2	2012	9.7	9.7	9.4	9.3	38.1
79	SCHAAR LEAL LOUANE	Gargenville 1	2010	8.5	9.5	9.4	10.1	37.5
80	TERRIER ALICIA	Les Clayes	2012	9.6	8.5	9.1	10.0	37.2
81	NOGUEIRA TATIANA	Eragny	2008	8.8	8.6	9.1	10.5	37.0
82	KHODJA LYNA	UFOLEP 91	2009	9.4	9.9	9.0	8.6	36.9
83	LE HOLLOCO EVA	Eragny	2009	8.8	9.6	9.2	9.2	36.8
	PROUM SÉLÉNA	Fresnes	2011	10.0	6.1	9.8	10.9	36.8
85	STAELENS MANON	Orchies	2009	9.3	5.9	9.7	11.0	35.9
86	HUJA LEONA	Morsang sur Orge 1	2012	9.6	10.2	0.0	11.1	30.9
87	GRUHIER ZOE	UFOLEP 91	2010	0.0	9.1	10.1	10.5	29.7
88	ANDRE THAIS	Gargenville 1	2011	0.0	0.0	0.0	0.0	0.0
	RIBEAUCOUP CELESTE	Orchies	2012	0.0	0.0	0.0	0.0	0.0
	DE PAGE EVA	Wingles	2009	0.0	0.0	0.0	0.0	0.0
	GRINE YASMINE	Morsang sur Orge 1	2012	0.0	0.0	0.0	0.0	0.0

### 3. FEMININ NIVEAU6 11-18 ans . SA\_DA (individuels)

#### 3.1. Résultats par équipes

	Equipe	Club					Total
1	Jouy-le-châtel	77--A.S.A.J gym.art.	43.2	44.5	41.2	46.9	175.8
2	Amiens	80--Femina Sport Amiens	40.7	43.6	44.7	45.2	174.2
3	Brunoy	91--Brunoy pyramide	42.7	41.7	43.2	45.4	173.0
4	Morsang sur orge	91--Morsang sur Orge	40.5	44.7	42.0	45.2	172.4
5	Emmerin	59--Animation Gymnique Emmerinoise	42.5	43.0	41.5	45.2	172.2
6	Moissy	77--Moissy gym	40.4	43.6	41.3	45.6	170.9
	Chauny	2--Chauny	42.3	43.1	42.0	43.5	170.9
8	Carvin 1	62--Intrépide Carvinoise	40.5	43.3	41.0	45.2	170.0
9	Beauchamp	95--Arabesque gymnique Beauchamp	42.0	44.1	39.3	44.2	169.6
10	Plaisir 2	78--Etoile gymnique plaisiroise	38.2	42.2	43.6	44.6	168.6


#### 3.2. Résultats individuels

	Gymnaste	Equipe	Annee					Total
1	MARLE SASHA	Moissy	2011	10.9	11.5	11.1	11.6	45.1
2	DA COSTA LOUNA	Jouy-le-châtel	2011	10.9	11.1	10.5	11.7	44.2
3	SAINT CURIN LOVANA	Beauchamp	2009	10.9	11.3	10.4	11.5	44.1
	PORREYE MATHILDE	Emmerin	2005	10.8	10.3	11.4	11.6	44.1
5	ROULEAU CORALIE	Morsang sur orge	2007	10.6	11.2	11.1	11.1	44.0
6	MAZINGHIEN LOLA	Emmerin	2010	10.6	11.6	10.4	11.3	43.9
7	FEDRONIC AURIANE	Jouy-le-châtel	2007	10.6	11.2	10.3	11.7	43.8
8	PEREIRA CARVALHO LEANA	Jouy-le-châtel	2012	11.0	11.0	10.0	11.6	43.6
9	DISSOU BELO MARGAUX	Morsang sur orge	2007	10.4	11.4	10.2	11.3	43.3
10	TARAGON LUNA	Amiens	2008	10.1	10.5	11.3	11.3	43.2
11	LANCEZEUX MILA	Brunoy	2012	10.7	9.4	11.4	11.6	43.1
	SAIZ LOUANE	Chauny	2006	10.5	11.2	10.6	10.8	43.1
13	BERNET CHARTIER VICTORIA	Brunoy	2011	10.3	11.2	10.2	11.3	43.0
	LECOCQ EVA	Carvin 1	2007	10.3	10.6	10.6	11.5	43.0
15	MAROT PRUNE	Jouy-le-châtel	2009	10.7	11.2	9.1	11.9	42.9
	GARCIA BIELSA SOANE	Amiens	2009	9.8	10.5	11.1	11.5	42.9
17	GRASLAND NOELIE	Brunoy	2012	10.8	10.7	10.0	11.3	42.8
	SOKOLOWSKI LEA	Amiens	2005	9.5	11.5	10.4	11.4	42.8
19	MONCHY OANEL	Amiens	2007	10.4	10.2	11.1	11.0	42.7
20	ZAFRA PALOMA	Chauny	2009	10.5	10.6	10.1	11.4	42.6
21	JACQUET ROMANE	Jouy-le-châtel	2012	10.5	10.4	10.4	11.2	42.5
	MULLER ZOE	Chauny	2008	10.7	10.7	11.0	10.1	42.5
23	MATHIEU LILOU	Plaisir 2	2007	8.8	11.0	11.2	11.4	42.4
	FRANCOIS NINA	Morsang sur orge	2007	9.4	11.0	10.8	11.2	42.4
25	BOUCHAROUD SARAH	Plaisir 2	2011	10.1	10.7	10.6	10.9	42.3
26	COUDERC LAURETTE	Emmerin	2009	10.6	10.7	9.7	11.1	42.1
	KALYNIK LILY	Moissy	2007	10.0	11.4	9.3	11.4	42.1
	DE BRUYNE ESTELLE	Carvin 1	2011	10.7	10.8	9.2	11.4	42.1

29	WILHELM MAEVA	Brunoy	2005	9.7	10.4	10.7	11.2	42.0
	RENAUD LILY	Moissy	2009	9.8	10.4	10.2	11.6	42.0
31	BEAUFILS LILOU	Beauchamp	2009	10.2	11.1	9.5	11.1	41.9
	LEVI CHLOE	Plaisir 2	2011	9.4	10.5	10.9	11.1	41.9
	MARQUANT LEANE	Amiens	2007	9.4	11.1	11.2	10.2	41.9
34	BUTRUILLE EVA	Emmerin	2011	10.5	10.4	9.7	11.2	41.8
	JADAS NOELYNE	Chauny	2009	9.9	10.6	10.3	11.0	41.8
36	DESAILLY MARION	Carvin 1	2005	9.9	11.2	10.1	10.5	41.7
	THAUVIN MAËLLE	Jouy-le-châtel	2008	10.3	10.7	9.3	11.4	41.7
38	DEMEULEMEESTER CHARLIE	Carvin 1	2010	9.6	10.1	10.1	11.7	41.5
39	BELKACEM JANNA	Beauchamp	2009	10.3	10.7	9.8	10.6	41.4
40	PINTO ANAIS	Beauchamp	2009	10.6	11.0	8.7	11.0	41.3
	ROUBERTIER LISON	Brunoy	2011	10.9	9.0	10.8	10.6	41.3
42	LEFEVRE LEANE	Chauny	2008	10.6	10.4	9.9	10.3	41.2
43	CIVEL CASSANDRA	Plaisir 2	2009	9.9	10.0	10.9	10.3	41.1
44	GUILLOMOT MAYLIE	Morsang sur orge	2009	10.1	11.1	8.2	11.6	41.0
45	ANTIFORA LENA	Moissy	2011	9.6	10.3	10.4	10.6	40.9
46	RIDER LEAH	Emmerin	2010	9.9	10.2	9.6	10.8	40.5
47	DUDA CLEMENCE	Carvin 1	2009	8.8	10.7	10.2	10.6	40.3
48	CAVILLON CLARISSE	Amiens	2009	10.4	8.4	10.4	11.0	40.2
49	VOINEAU NINA	Beauchamp	2006	8.6	10.5	9.6	10.5	39.2
	ANDRITCHI TAMMY	Brunoy	2008	9.1	9.2	10.3	10.6	39.2
51	LELEU EMMY	Carvin 1	2006	9.6	9.2	9.5	10.4	38.7
52	HAMEL MARIE	Moissy	2011	9.7	9.6	8.2	11.0	38.5
	BONNET CLAVIERES ZOE	Morsang sur orge	2008	9.0	9.8	9.9	9.8	38.5
54	BLANCHE BOURGEOIS LIANA	Plaisir 2	2010	8.0	8.7	9.7	11.2	37.6
55	BATOBA THERESA	Moissy	2011	9.5	6.4	9.6	10.6	36.1
56	CASTEUR MATHILDE	Emmerin	2008	8.7	7.1	10.0	9.6	35.4
57	ANSELME LOEVA	Chauny	2006	7.7	7.8	10.1	9.5	35.1
58	HAMACH SABRINE	Plaisir 2	2009	7.9	0.0	9.9	9.9	27.7
59	DEFONTAINE Anais	Beauchamp	2009	8.5	9.7	8.5	0.0	26.7
60	CHERIT CELIA	Morsang sur orge	2006	0.0	0.0	0.0	0.0	0.0

## 4. FEMININ NIVEAU5 11-15 ans . SA\_DA (individuels)

### 4.1. Résultats par équipes

	Equipe	Club					Total
1	Marquise	62--La Patriote de Marquise	42.2	45.1	43.9	45.5	176.7
2	Osny	95--Espoirs gymniques d'osny	43.7	43.4	43.8	45.7	176.6
3	Lagny sur marne	77--Elan gymnique de lagny	43.2	42.4	42.4	47.8	175.8
4	Wavrin	59--Wavrin	43.2	45.8	41.5	44.8	175.3
5	Les mureaux	78--Les Mureaux	43.3	40.5	41.5	45.5	170.8
6	UFOLEP 77	77--Us Vaires	43.0	41.6	40.2	45.8	170.6
7	MLO MORET ET ORVANNES	77--AVENIR GYM M.L.O.	40.8	43.0	41.9	43.7	169.4
8	Conflans	78--PLM Conflans Gym	41.4	40.7	42.8	43.8	168.7
9	Faches 1	59--Faches thumesnil	41.6	40.1	41.5	45.0	168.2
10	Eragny	95--Gsa eragny	41.6	40.9	42.6	40.5	165.6
11	Yerres	91--Gym club yerrois	40.7	40.5	38.9	42.3	162.4
12	Houilles 2	78--Avant-Garde de Houilles	42.1	40.5	40.4	38.6	161.6

### 4.2. Résultats individuels





	Gymnaste	Equipe	Annee					Total
1	DAMERVAL CANELLE	Wavrin	2011	11.1	12.0	11.0	11.9	46.0
2	KALFA LOUNA	Lagny sur marne	2011	10.8	10.8	11.1	12.1	44.8
3	TURLE CLÉMENCE	Houilles 2	2011	11.2	11.1	11.0	11.4	44.7
	VERGEL-MORELLO LUZ	MLO MORET ET ORVANNES	2012	10.4	11.7	11.4	11.2	44.7
	MARCQ NOÉMIE	Marquise	2010	9.7	11.3	11.7	12.0	44.7
6	PECRIAUX SASHA	Marquise	2008	11.1	11.4	10.9	11.1	44.5
7	CORTES NURALYA	Osny	2010	10.1	11.3	11.3	11.5	44.2
8	PEREIRA DA SILVA LOUNA	Osny	2011	11.1	11.1	11.0	10.9	44.1
9	DUMLU NUPEL	Les mureaux	2012	10.9	10.5	10.7	11.9	44.0
10	LEMAIRE ROSE	Conflans	2011	10.1	10.9	11.3	11.5	43.8
11	BENALI CYANE	Lagny sur marne	2010	10.6	10.4	10.5	12.1	43.6
12	LAVALETTE LOAN *	Houilles 1 (indiv) (indiv)	2008	11.0	10.8	9.9	11.8	43.5
13	BA MAYA	Eragny	2011	11.2	11.0	10.9	10.3	43.4
14	GUEUDRE CANDICE	Marquise	2008	9.2	11.5	11.0	11.6	43.3
15	RAGHOUMANDAN SORALYNE	Osny	2010	10.8	10.3	10.2	11.9	43.2
16	MARIENNE LOLA	MLO MORET ET ORVANNES	2010	10.2	11.7	9.9	11.3	43.1
	LAUGARO ANASTASIA	Lagny sur marne	2011	10.9	10.9	9.3	12.0	43.1
	KAHLELLOU MAISSA	Les mureaux	2012	10.7	9.9	10.5	12.0	43.1
19	RAFFIN DELPECH LALY	Lagny sur marne	2010	10.2	10.3	10.7	11.6	42.8
20	HEBERT LOUISE	Marquise	2009	10.7	10.9	10.3	10.8	42.7
21	ARRIMANE JANNAH	Osny	2011	10.6	10.7	11.3	10.0	42.6
	DUTOIR ZOE	Faches 1	2011	10.3	10.7	10.8	10.8	42.6
	COCHEZ MANON	Wavrin	2010	10.4	11.1	10.0	11.1	42.6
24	LABUDECK PILLIOD NOELIE	Faches 1	2010	10.7	10.3	10.1	11.3	42.4
25	THOMAS ARWEN	UFOLEP 77	2009	9.5	10.4	10.8	11.6	42.3
	ASSOUMANI LEONA	Lagny sur marne	2011	10.9	10.0	10.1	11.3	42.3







27	BANNY LYHANA	UFOLEP 77	2008	10.9	10.3	9.2	11.8	42.2
	PERSONNE NOÉLINE	Eragny	2012	10.4	10.5	11.7	9.6	42.2
	BRICHET ROMANE	Faches 1	2011	10.4	9.5	10.8	11.5	42.2
30	DIAS MANON	Wavrin	2012	11.0	10.0	10.5	10.6	42.1
	TEMPLIER-HUET NINA	Les mureaux	2011	11.0	10.4	10.5	10.2	42.1
32	ADAM LOUISE	UFOLEP 77	2008	10.8	10.9	9.2	10.8	41.7
	BEUZON APOLLINE	MLO MORET ET ORVANNES	2011	10.6	10.1	10.6	10.4	41.7
34	DENIS ALICE	Wavrin	2012	10.7	11.3	9.9	9.7	41.6
35	NEYMARC RAPHAELLE	Conflans	2010	10.8	10.4	10.1	10.2	41.5
	REZZOUKI SARAH	Osny	2011	11.0	10.1	9.2	11.2	41.5
37	BELLEEC ALICE	Conflans	2010	9.5	10.4	10.6	10.9	41.4
	MILLET ANGELE	Conflans	2010	10.4	9.0	10.8	11.2	41.4
39	DELPHINE CURIER TÉLINA	UFOLEP 77	2008	10.5	10.0	9.9	10.8	41.2
	MATUSIAK ALICIA	UFOLEP 77	2009	10.5	9.1	10.0	11.6	41.2
41	FARLOUBEIX LYZ	Osny	2010	10.8	9.8	9.4	11.1	41.1
42	FILAUT CLARA	Yerres	2010	10.2	10.8	9.5	10.3	40.8
43	GONZALEZ LEA	Yerres	2011	9.7	10.1	10.2	10.2	40.2
	LEBLANC NORA	Marquise	2011	10.7	8.9	9.9	10.7	40.2
	LUGAND LUCIE	Faches 1	2009	10.0	9.6	9.8	10.8	40.2
46	SKALEN ALICE	Houilles 2	2011	10.3	9.9	10.1	9.7	40.0
47	MOUSSAOUI NORHANE	Les mureaux	2012	9.7	9.5	9.6	11.1	39.9
	RODRIGUES SARAH	Les mureaux	2011	9.9	9.7	9.8	10.5	39.9
49	CHERQAOUI MANEL	Les mureaux	2011	10.7	9.2	9.3	10.5	39.7
50	JAVANAUD ANNA	Lagny sur marne	2010	9.5	10.3	8.8	10.9	39.5
51	BEDULHO LOUNA	Yerres	2011	10.1	9.4	9.2	10.7	39.4
52	KLOCK RIMEL	Houilles 2	2012	10.6	9.6	9.9	9.0	39.1
53	HUNTER ELISE	Yerres	2010	10.2	8.0	9.7	11.1	39.0
54	BENARD ENOLA	Eragny	2010	10.1	10.0	9.0	9.8	38.9
	GIQUEL GWENN	MLO MORET ET ORVANNES	2009	8.9	9.5	9.7	10.8	38.9
56	DELVAUX LAURA	Wavrin	2010	9.7	10.4	9.4	9.3	38.8
57	CROCCEL ERINE	Faches 1	2010	10.2	9.3	8.7	10.5	38.7
58	BUISSON JASMINE	Eragny	2010	9.9	8.5	10.2	10.0	38.6
59	JUDDOO CLARA	Yerres	2011	10.2	10.2	8.0	10.1	38.5
60	HENNI CHERINE	Eragny	2010	9.5	8.7	9.8	10.4	38.4
61	HOMAND SABRINE	MLO MORET ET ORVANNES	2009	9.6	8.2	10.0	10.1	37.9
62	CHAUVEAU CAMILLE	Eragny	2009	9.6	9.4	9.2	9.2	37.4
63	PRUVOST LOUANE	Marquise	2008	8.4	10.3	9.8	8.8	37.3
64	CAMPO DUBOIS ANAÏS	Houilles 2	2012	10.0	9.9	8.8	8.5	37.2
	DELDICQUE ANAIS	Faches 1	2011	10.2	6.3	9.3	11.4	37.2
66	NOMOKO FATIMA	Conflans	2011	10.1	8.6	8.0	9.8	36.5
67	RIBEIRO PENELOPE	Conflans	2010	9.7	7.6	9.6	9.4	36.3
68	GALLOIS PAULINE	Houilles 2	2012	9.8	8.3	9.4	8.4	35.9
	DE BARY LOUISE CLAIRE	Yerres	2010	8.9	7.7	9.5	9.8	35.9
70	LIAGRE ELSA	Wavrin	2010	0.0	11.4	10.0	11.2	32.6
71	DIOUF ELISE	Houilles 2	2012	9.6	9.2	7.9	5.3	32.0
72	SAYSANA LOANE	UFOLEP 77	2008	10.8	9.7	9.5	0.0	30.0
73	TERENCIO CAMILLE	MLO MORET ET ORVANNES	2009	8.5	0.0	8.4	9.4	26.3

## 5. FEMININ NIVEAU6 11-15 ans . SA\_DA (B) (individuels)

### 5.1. Résultats par équipes

	Equipe	Club					Total
1	Douai	59--Douai	40.6	45.5	42.5	44.5	173.1
2	Auneuil	60--Auneuil Gymnastique Artistique	42.8	43.1	40.7	42.2	168.8
3	Conflans 2	78--PLM Conflans Gym	39.4	41.8	42.4	43.5	167.1
4	Montereau	77--Cs montereau	42.3	39.1	42.5	41.2	165.1
5	Pontoise	95--SPG Pontoise	38.1	42.5	39.4	44.4	164.4
	Cergy	95--Cergy'm Club	39.4	41.6	40.5	42.9	164.4
7	Chilly Morangis 2	91--Cgmc	40.0	42.4	40.5	41.4	164.3
8	MLO MORET ET ORVANNES	77--AVENIR GYM M.L.O.	37.0	43.8	40.2	43.1	164.1
9	Loos	59--Loos	39.7	40.5	41.0	42.2	163.4
10	Wavrin	59--Wavrin	40.9	41.2	38.9	41.0	162.0
11	Wattrelos	59--La patriote de wattrelos	38.3	40.3	38.9	42.4	159.9
12	Rungis	94--GCR RUNGIS	41.2	38.8	38.9	40.5	159.4
13	Bievres 1	91--ELSB Bièvres	39.9	38.4	39.4	41.0	158.7
14	Conflans 1	78--PLM Conflans Gym	35.5	38.5	39.2	41.5	154.7
15	St Germain Laval	77--GCSGL	38.7	37.6	37.8	39.6	153.7

### 5.2. Résultats individuels


	Gymnaste	Equipe	Annee					Total
1	COUTEAU RACHEL	Douai	2010	10.2	11.7	11.0	11.4	44.3
2	BOXUS KIM	Douai	2011	10.8	11.64	10.9	10.8	44.1
3	LAM PHILAVONG LENA *	Lognes 1 (indiv) (indiv)	2010	10.1	11.2	11.4	10.8	43.5
4	REBY SOPHIE	Auneuil	2012	10.9	10.4	10.5	11.1	42.9
5	MENDES LERON LEA	Conflans 2	2012	9.9	10.7	11.0	11.2	42.8
6	LESIEUR NICOL ANAIS	Conflans 2	2012	9.8	11.1	10.7	10.9	42.5
	BALAYE LEONIE	Montereau	2012	10.3	10.6	10.6	11.0	42.5
	SUTUR ALYSSA	Pontoise	2009	9.6	11.3	10.5	11.1	42.5
	ENG MEI-LINE	MLO MORET ET ORVANNES	2011	9.7	11.4	10.7	10.7	42.5
10	PETTER RAJ SARA *	USY 1 (indiv) (indiv)	2010	9.6	11.0	10.7	11.0	42.3
11	SPIRA ELYNE	Cergy	2008	9.9	10.6	10.3	11.4	42.2
12	BOUHJAR MEISSANE	Loos	2009	10.9	10.4	9.8	11.0	42.1
	HANOUILLE EVA	Loos	2010	9.8	11.0	10.7	10.6	42.1
14	LAVAUD JOANNA	Auneuil	2009	10.4	11.1	10.4	10.1	42.0
15	DESLYPPER JULIETTE	Cergy	2009	9.9	10.8	10.6	10.6	41.9
16	PAULOS LEANA	Chilly Morangis 2	2012	10.4	10.8	10.2	10.4	41.8
	DAUCHEZ EZELIE	Douai	2011	10.0	10.8	9.9	11.1	41.8
18	RIBEIRO SELENA	Pontoise	2011	10.6	10.9	9.3	10.9	41.7
19	JAMIN OMBELINE	Bievres 1	2011	10.2	10.5	10.1	10.8	41.6
	DUCHOSSOIS LEA	Douai	2010	9.6	11.0	10.5	10.5	41.6
21	DESCAMPS CONSTANCE	Douai	2010	9.0	11.2	10.1	11.2	41.5
	TELUSEM SHAYA	Auneuil	2011	11.2	10.6	9.4	10.3	41.5
23	DUCHEVET LOLA	Rungis	2011	10.0	10.5	10.8	9.9	41.2
	BARASCUD LOPES EMY	Chilly Morangis 2	2010	9.9	10.7	10.4	10.2	41.2
	HENNEBO SOLENE	Wattrelos	2011	9.2	10.7	10.6	10.7	41.2
26	GRENADIN JADE	Chilly Morangis 2	2008	9.7	10.4	10.4	10.5	41.0

	GUYOT LILY	MLO MORET ET ORVANNES	2009	9.4	10.5	10.2	10.9	41.0
	TRAVERS ANOUK	Auneuil	2008	10.3	9.7	10.4	10.6	41.0
29	PARREZ CELESTE	Wavrin	2011	9.9	10.9	9.6	10.5	40.9
30	BRAY LUCIE	Montereau	2012	10.5	9.7	10.1	10.5	40.8
	MADDENS LAMAND CELIA	Wavrin	2011	10.6	10.3	9.6	10.3	40.8
32	ROCHER DONNE MANON	Bievres 1	2011	10.3	10.0	9.6	10.7	40.6
	HASSAINE ASSIA	Conflans 2	2012	9.7	9.5	10.7	10.7	40.6
34	PAPELOREY CHARLINE	Conflans 1	2010	9.0	9.3	11.0	11.1	40.4
	ZE MBARGA ANNE	St Germain Laval	2010	9.7	10.0	10.5	10.2	40.4
36	MARIE CYRIELLE	MLO MORET ET ORVANNES	2010	8.4	11.0	9.8	11.0	40.2
37	NEVES ELISE	Montereau	2012	10.8	8.7	10.9	9.7	40.1
	D'HALLUIN AURORE	MLO MORET ET ORVANNES	2010	9.2	10.9	9.5	10.5	40.1
	LARIVIERE KEYLIA	Auneuil	2012	10.0	11.0	8.9	10.2	40.1
	DÉZÉ VALENTINE	Cergy	2009	9.3	10.3	10.3	10.2	40.1
41	JACTEL CLEMENCE	Conflans 1	2009	9.2	10.7	9.8	10.3	40.0
	BOGNAR DORKA	Pontoise	2009	8.9	10.1	9.9	11.1	40.0
	ZOUBAA AYA	Loos	2009	9.3	10.7	9.9	10.1	40.0
	CAMPA LEANA	Wavrin	2012	10.3	10.2	10.3	9.2	40.0
45	CHIHAB DJELLYA	Conflans 1	2011	9.6	9.9	9.4	10.9	39.8
46	MUNIER RICHARD ANAIS	Conflans 2	2011	10.0	9.9	9.6	10.2	39.7
47	MOERMAN ELEANORE	Wattrelos	2012	9.9	10.8	8.2	10.6	39.5
48	BERNARD NEGLUAU NINON	Conflans 2	2012	8.7	10.1	9.9	10.7	39.4
49	SRUN KAILA	Montereau	2011	10.7	9.0	9.6	10.0	39.3
50	CLOTAIRE MYRIAH	Pontoise	2009	8.4	10.2	9.3	11.3	39.2
51	ZINZONI LUNA	Chilly Morangis 2	2010	9.1	10.5	9.2	10.3	39.1
	HOYAU JULIE	Wavrin	2011	10.1	9.8	9.3	9.9	39.1
53	NADAUD JADE	Rungis	2011	10.3	10.4	7.9	10.2	38.8
54	SIALELLI EMMA	Pontoise	2011	9.0	10.0	9.7	10.0	38.7
	JAUPART ENORA	Chilly Morangis 2	2012	10.0	10.4	9.5	8.8	38.7
56	KSIR LINA	Loos	2009	9.7	8.3	10.0	10.5	38.5
57	LANGELLA LINA	Auneuil	2009	9.7	9.7	9.1	9.9	38.4
58	FERHAT SIHEM	St Germain Laval	2012	9.9	9.3	9.0	10.1	38.3
	BERTHEAU CLARA	Wattrelos	2010	9.5	10.3	8.3	10.2	38.3
60	TEISSEIRE COLINE	St Germain Laval	2011	9.7	8.6	10.1	9.8	38.2
	BOUQUENIAUX ISIS	Wavrin	2008	8.8	9.7	9.4	10.3	38.2
62	RAMOS LOLA	Montereau	2011	10.2	9.8	8.6	9.5	38.1
	PARIS LYNDSEY	MLO MORET ET ORVANNES	2010	8.7	10.4	8.9	10.1	38.1
64	SCHNEIDER MAYA	Conflans 2	2011	9.3	8.6	10.0	10.1	38.0
	CARDONE CLAIRE	Rungis	2011	10.4	8.4	9.4	9.8	38.0
66	CLAVIER LENA	Bievres 1	2011	8.9	8.6	9.7	10.6	37.8
	TRILLARD CONSTANCE	Bievres 1	2012	9.7	9.3	9.9	8.9	37.8
	SUFFO KONGO LINA TERESA	Wattrelos	2011	9.2	8.4	9.3	10.9	37.8
	DESLYPPER CELIA	Cergy	2009	8.7	9.9	9.3	9.9	37.8
70	FEUILLET LISEA	Montereau	2012	10.3	8.0	10.9	8.4	37.6
71	JEAN MAELYSSE	Cergy	2008	10.3	7.9	8.6	10.7	37.5
72	SAADI JENNAH	Wattrelos	2012	8.9	8.5	9.6	10.2	37.2
73	JEAN LOUISE	Loos	2008	8.2	8.4	10.4	9.8	36.8
74	REZGUI NORA	Rungis	2010	9.7	7.4	8.9	10.6	36.6
75	LANVIN LUDIVINE	Chilly Morangis 2	2010	9.2	9.8	8.7	8.8	36.5
76	DESMET FAUSTINE	Wattrelos	2012	9.7	8.3	9.4	9.0	36.4
77	MELET ALICE	Pontoise	2011	8.8	6.6	9.3	10.8	35.5
78	BINET MARGAUX	St Germain Laval	2012	9.3	9.7	6.9	9.5	35.4
79	CHABRIER GIUSTI CANDICE	Bievres 1	2011	9.6	8.4	9.4	7.5	34.9
	ELMALEM LIEL	Bievres 1	2011	9.7	8.0	9.7	7.5	34.9
81	EL OUASSI LINA	Conflans 1	2009	7.7	8.6	9.0	9.2	34.5





82	CLERY JADE	Rungis	2011	10.5	7.2	7.9	8.1	33.7
83	GANDOIN ELISA	St Germain Laval	2011	9.4	7.5	8.2	7.5	32.6
84	SOLER CASSANDRE	Rungis	2011	0.0	9.5	9.8	0.0	19.3
85	COUSSAERT AURORE	Loos	2009	0.0	0.0	9.7	0.0	9.7
86	KARASZEK LILOU	Conflans 1	2009	0.0	0.0	0.0	0.0	0.0
	MALLET TEISSEDOU LUCIE	Conflans 1	2010	0.0	0.0	0.0	0.0	0.0
	D'ORAZIO LAURE	MLO MORET ET ORVANNES	2008	0.0	0.0	0.0	0.0	0.0
	AHMEIDI VANDAELE DIANE	Wavrin	2008	0.0	0.0	0.0	0.0	0.0

## 6. FEMININ NIVEAU5 11 + . SA\_DA (individuels)

### 6.1. Résultats par équipes

	Equipe	Club					Total
1	Othis	77--Co othis	44.1	48.0	43.7	45.4	181.2
2	Auneuil	60--Auneuil Gymnastique Artistique	44.8	47.8	42.4	45.5	180.5
3	Douai	59--Douai	44.4	46.0	40.5	46.0	176.9
4	Croix	59--Patriote de Croix	44.4	46.9	40.7	44.8	176.8
5	Faches	59--Faches thumesnil	43.0	46.0	41.9	44.7	175.6
6	Fresnes	94--A.A.S. FRESNES	43.7	45.9	40.5	44.7	174.8
	St pierre du perray	91--St Pierre du Perray	44.6	45.9	39.9	44.4	174.8
8	Osny	95--Espoirs gymniques d'osny	43.2	46.9	39.6	44.7	174.4
9	LUC gym	59--Luc gym	43.9	47.0	38.5	44.1	173.5
10	Meulan	78--Meulan	44.5	43.6	42.7	41.9	172.7
11	Brunoy	91--Brunoy pyramide	43.0	46.7	39.6	43.3	172.6
12	Outreau	62--Outreau	41.6	45.0	40.3	43.9	170.8
13	Arpajon	91--ESR arpajon	43.7	44.0	38.6	44.1	170.4
14	Arras	62--Arras	41.1	43.9	41.3	43.8	170.1
15	Wattrelos	59--La patriote de wattrelos	43.6	43.8	39.1	42.9	169.4
16	Plaisir	78--Etoile gymnique plaisiroise	40.4	44.3	40.2	41.5	166.4

### 6.2. Résultats individuels





	Gymnaste	Equipe	Annee					Total
1	MONTEIRO MASCARENHAS LEVANA	Auneuil	2011	11.4	11.7	11.1	11.7	45.9
2	BAILLON EVA	St pierre du perray	2007	11.8	12.1	10.5	11.4	45.8
3	MOUETTER ILHEM	Douai	2006	11.3	12.1	10.5	11.8	45.7
4	BEREAUX AMELINE	Auneuil	2010	11.3	12.1	10.3	11.9	45.6
5	HARDIAGON MARIE	Arpajon	1997	11.2	11.7	10.5	12.0	45.4
	KASPER MARINE	Fresnes	2003	11.1	12.1	10.4	11.8	45.4
7	PATTE CLARA	Othis	2009	10.3	12.4	10.9	11.7	45.3
8	ANDRE ANAIS	Osny	2009	11.2	11.8	10.3	11.8	45.1
9	ERNOUF-LOPPE CLEA	Meulan	2006	11.5	12.2	10.9	10.4	45.0
10	DUBUISSON CHRISTINE *	Gargenville 1 (indiv) (indiv)	1987	11.0	11.4	10.8	11.6	44.8
11	BONNECHERE LUCIE	Croix	2006	11.2	11.9	10.8	10.8	44.7
12	GELLE ALISSIA	Arras	2002	10.4	11.8	10.8	11.6	44.6
13	FRANQUART CHLOE	Faches	1998	10.0	11.9	11.3	11.3	44.5
	SCAMP ELINE	Faches	2008	10.7	11.9	11.0	10.9	44.5
15	LUSZACK MANON	Osny	2006	11.0	11.7	10.0	11.7	44.4
	COSTA MAEVA	Othis	2011	11.3	10.3	11.2	11.6	44.4
	GAUDRY LEA	Othis	2001	10.8	11.5	11.0	11.1	44.4
	CROMBEZ MARGAUX	Croix	2005	11.3	11.7	10.2	11.2	44.4
19	Henry Daphne	LUC gym	2008	10.9	11.4	10.4	11.5	44.2
20	SERPHEREAU ANAELLE	Auneuil	2010	10.5	12.2	10.2	11.1	44.0
21	LECLERCQ ENOLA	Brunoy	1999	10.9	12.1	10.7	10.2	43.9
22	HURSIN JULIETTE	Croix	2005	11.2	11.7	9.4	11.5	43.8

23	LUCAS YNES	Auneuil	2009	11.3	11.8	10.1	10.5	43.7
	MERY ELEONORE	Auneuil	2003	10.8	11.6	10.5	10.8	43.7
25	BILTRESSE LILY	Douai	2010	11.3	11.6	9.4	11.3	43.6
26	THOBOIS VALENTINE	Arras	2009	10.4	10.8	11.0	11.2	43.4
	BEULQUE MANON	Croix	2005	10.7	11.6	10.1	11.0	43.4
28	LOUIS ALIENOR	Meulan	2004	11.1	11.0	10.3	10.9	43.3
29	COUTANCIER AGATE	Othis	2003	11.2	11.9	9.2	10.9	43.2
	HERMANN LOU-ANN	Outreau	2007	10.7	11.7	10.1	10.7	43.2
31	WOALANY CASSY	Douai	2005	10.8	10.2	10.4	11.7	43.1
32	NEVEU JULIA	Plaisir	1999	9.4	11.7	10.3	11.6	43.0
33	BRAME CLEO	LUC gym	2005	11.3	12.0	8.5	11.1	42.9
	DUGAZ BERTILLE	Douai	2007	11.0	10.5	10.2	11.2	42.9
	HANTSON MARGAUX	St pierre du perray	2006	10.3	12.0	9.9	10.7	42.9
36	BONINE GAELLE	Fresnes	2002	10.8	11.3	10.1	10.6	42.8
37	KHAMMAME MANON	Plaisir	2002	11.2	9.4	10.7	11.3	42.6
	LECOCQ ANNE SOPHIE	Othis	2001	10.8	12.2	9.0	10.6	42.6
39	MAGALETTI DAILLY MILA	Brunoy	2009	10.4	11.6	9.7	10.7	42.4
40	FOURNIER JULIE	Brunoy	2006	10.5	10.9	10.7	10.2	42.3
41	LOUF PAULINE	LUC gym	2004	10.9	11.2	9.1	11.0	42.2
	Delville Olivia	Faches	2011	10.3	10.3	10.5	11.1	42.2
	MONTUY LOLA	Outreau	2011	11.0	10.5	10.1	10.6	42.2
44	ROSE APPOLINE EVA	St pierre du perray	2007	10.6	11.1	9.7	10.7	42.1
45	MICHIEL Heloise	Wattrelos	2012	11.2	10.1	10.2	10.5	42.0
46	BOUMAZA SARAH	Outreau	2008	10.0	11.2	10.0	10.7	41.9
	MAHE LISON	St pierre du perray	2006	10.0	10.7	9.8	11.4	41.9
48	USUBELLI SATINE	Othis	2009	10.3	9.8	10.6	11.0	41.7
	Argento ophélie	Wattrelos	1999	11.0	10.9	8.9	10.9	41.7
	DEVOS THEA	LUC gym	2008	10.8	11.9	9.6	9.4	41.7
51	DAUTRICOURT LINA	Wattrelos	2010	10.1	11.2	9.6	10.7	41.6
	ALBERT LENA	Meulan	2006	10.7	9.5	10.9	10.5	41.6
53	GELAS MYA	Osny	2010	10.2	11.1	9.1	11.1	41.5
	ROYER EMMA	St pierre du perray	2008	11.1	10.3	9.2	10.9	41.5
55	SCOPELLITI EVA	Wattrelos	2001	11.3	11.0	8.3	10.8	41.4
	FOURNIER NINA	Arras	2010	10.0	10.9	10.3	10.2	41.4
	DESPRETZ LEA	Croix	2001	10.4	10.3	9.6	11.1	41.4
	CAPRA LISETTE	St pierre du perray	1995	11.1	10.5	9.2	10.6	41.4
59	DOMINGUES EVA	Fresnes	2003	10.6	11.1	8.6	11.0	41.3
	LECLERCQ CAMILLE	Faches	2007	9.8	11.9	8.9	10.7	41.3
	JOLY BARROIS AMANDINE	Douai	1999	10.3	11.8	9.4	9.8	41.3
62	FLAMENT CAMILLE	Outreau	2008	9.9	10.3	10.1	10.9	41.2
	KIELINSKI MANON	Outreau	2005	9.8	11.6	8.2	11.6	41.2
64	MCGINN MAEVA	Arpajon	2004	10.9	11.4	8.3	10.5	41.1
65	MESLEM ZARA	Arpajon	2004	10.4	10.7	8.8	11.1	41.0
	MAYANGHA MAZARINE	Brunoy	2001	10.3	11.1	8.5	11.1	41.0
	TRAN AN VI	Plaisir	2008	10.3	11.0	10.1	9.6	41.0
	BRAULT NAOMI	Fresnes	2012	11.2	9.9	9.8	10.1	41.0
	GUILLERME KATHLEEN	Fresnes	1999	10.1	10.3	9.3	11.3	41.0
	HAMMOUCHE MANON	Fresnes	2002	9.2	11.4	10.2	10.2	41.0
	LECLERCQ NOEMY	Faches	2009	11.2	10.0	8.4	11.4	41.0
72	ALEXANDRE ALEXIS LYNDSIA	Arpajon	1995	11.2	10.2	9.0	10.5	40.9
	MOREAU HIAB ELYSSA	LUC gym	2010	10.2	11.4	8.8	10.5	40.9
74	CHABBERT BOULHAN MANON	Osny	2006	10.8	11.6	8.7	9.7	40.8
	CASIER MAYLISS	Meulan	2005	9.9	10.4	10.4	10.1	40.8
76	KIMMEL LUCIE	Brunoy	2011	11.2	11.9	6.3	11.3	40.7
	ALSIRAFI ALICE	Arras	2008	10.3	10.4	9.2	10.8	40.7





	FORLONI ALYSSA	Meulan	2007	11.2	10.0	10.5	9.0	40.7
79	DEPRIESTRE LALY	Wattrelos	2007	9.9	10.7	10.4	9.5	40.5
80	LOUIN CELIA	Arpajon	2009	10.2	9.8	10.3	10.0	40.3
81	DUDOUS ELINA	Osny	2008	10.0	10.2	9.6	9.9	39.7
82	HOUY CELIA	LUC gym	2005	10.2	11.7	9.4	8.1	39.4
83	ZIDANI YASMINE	Faches	2009	10.8	9.1	9.1	9.8	38.8
84	BOISSEAU LESLIE	Plaisir	2010	9.2	11.0	9.1	8.3	37.6
85	PROUST SOLÉNE	Plaisir	2008	8.8	10.6	8.2	9.0	36.6
86	ROBBE MAREVA	Arpajon	2004	10.1	6.6	8.8	9.4	34.9
87	LEFEBVRE CHLOE	Outreau	2004	7.3	8.9	7.2	10.2	33.6
88	PINOT MORGANE	Auneuil	2003	0.0	11.7	10.5	10.6	32.8
89	MICHIEL CHLOE	Wattrelos	2007	9.7	6.1	7.0	9.4	32.2
90	DROUET MORGANE	Osny	2002	0.0	11.8	9.7	10.1	31.6
91	GRELLIER EVE	Meulan	2007	10.1	0.0	8.3	9.6	28.0
92	COCHERIE LEA	Plaisir	2007	9.5	10.0	8.4	0.0	27.9
93	DECOBERT ELISA	Arras	2001	0.0	0.0	9.0	9.4	18.4
94	FASSARD ZOELIE	Douai	2002	0.0	0.0	6.2	0.0	6.2
95	SAELENS FAUSTINE	Arras	2008	0.0	0.0	0.0	0.0	0.0
	DUBOIS CAPUCINE	Croix	2003	0.0	0.0	0.0	0.0	0.0

## 7. FEMININ NIVEAU6 11-18 ans . SA\_DA (B) (individuels)

### 7.1. Résultats par équipes

	Equipe	Club					Total
1	Vaureal	95--Egv	43.9	43.3	43.0	44.3	174.5
2	Montigny en gohelle	62--Montigny Gym Club	43.1	42.4	43.9	45.0	174.4
3	Charenton	94--Envol Gym	43.0	42.5	40.9	42.8	169.2
4	Calais	62--Etoile de Calais	40.5	43.8	39.6	43.9	167.8
5	Boulogne	92--Boulogne	42.0	40.2	39.8	43.3	165.3
6	Douai	59--Douai	40.5	41.3	38.9	44.5	165.2
7	Wasquehal	59--Esperance wasquehal gym	39.6	40.0	40.8	43.1	163.5
8	Champs sur marne	77--Espérance	42.1	39.0	38.1	40.9	160.1
9	Ivry sur seine	94--USI Gym	39.1	39.9	37.5	40.7	157.2
10	Provins	77--Les manicous	39.4	38.3	34.3	42.2	154.2

### 7.2. Résultats individuels





	Gymnaste	Equipe	Annee					Total
1	CARO MELISSA	Vaureal	2010	11.3	11.5	11.0	11.1	44.9
2	SENECAT ANNA	Calais	2010	11.0	11.5	11.3	10.9	44.7
	VIMEUX JOHANNA	Montigny en gohelle	2008	11.0	11.4	11.1	11.2	44.7
4	GADROY ADELINE	Montigny en gohelle	2007	10.9	10.8	10.7	11.4	43.8
5	ANDRIAMAHEENINA ANAY	Vaureal	2007	10.7	10.6	11.3	11.1	43.7
6	ROBERT LILY	Charenton	2009	10.7	11.0	10.5	11.3	43.5
7	PUARD VALENTINE	Vaureal	2010	11.2	11.1	9.8	11.2	43.3
8	BONMORT MILA	Douai	2010	9.9	11.4	10.5	11.3	43.1
9	DURAY AGATHE	Charenton	2006	11.3	10.1	10.2	11.3	42.9
10	POREZ MELANIE	Boulogne	2005	10.8	10.4	10.8	10.8	42.8
11	THULOT SARAH	Vaureal	2012	10.7	10.1	10.5	10.5	41.8
	BOMBA NAOMY	Montigny en gohelle	2008	10.6	11.0	8.9	11.3	41.8
	PRETE LEA	Montigny en gohelle	2005	10.6	9.2	11.1	10.9	41.8
14	TESTIER EMMA	Wasquehal	2006	10.2	11.1	9.0	11.2	41.5
15	TOUSSAINT TAÏS	Calais	2011	10.2	11.2	9.3	10.5	41.2
	MARIE-CESCAUT NELL	Boulogne	2011	11.1	10.0	9.5	10.6	41.2
17	SOLLIER LEANE	Champs sur marne	2010	10.0	11.3	9.4	10.3	41.0
18	LOUCHEUR LILOU	Wasquehal	2008	8.5	10.7	10.6	11.1	40.9
	BROC JEANNE	Charenton	2007	10.1	11.0	9.4	10.4	40.9
20	DE LEMENY MARIE	Champs sur marne	2008	10.6	9.8	10.1	10.3	40.8
21	MOUETTER LILIA	Douai	2010	10.3	10.2	9.0	11.1	40.6
	MAMOUNI MORJIANE	Ivry sur seine	2009	9.6	10.0	10.6	10.4	40.6
23	BEUSCART EMMA	Wasquehal	2010	10.0	9.4	10.7	10.4	40.5
	MATI INES	Champs sur marne	2009	11.1	10.4	8.9	10.1	40.5
25	LELOUCH ALYSSA	Vaureal	2012	9.3	10.1	10.0	10.9	40.3
	PHILIPPE MEI LI	Charenton	2007	10.3	10.2	10.2	9.6	40.3
27	PLATIAU CAMILLE	Calais	2009	9.9	9.1	10.0	11.2	40.2
28	LESIRE MAELANN	Montigny en gohelle	2006	9.7	8.0	11.0	10.9	39.6
29	DRESER LINA	Douai	2007	10.0	9.4	9.5	10.5	39.4
	CREPON PÉNÉLOPE	Boulogne	2010	10.2	8.7	9.8	10.7	39.4
31	CARON MARINA	Provins	2005	9.8	10.4	8.2	10.9	39.3
	LELEU YUNA	Montigny en gohelle	2009	9.6	8.2	10.4	11.1	39.3
33	DELAMARE LOUISE	Vaureal	2010	10.1	9.6	10.2	9.3	39.2





34	JOURGEAUD MAYA	Charenton	2006	10.7	10.3	9.2	8.9	39.1
35	GOU LOUISE	Charenton	2007	9.3	9.8	10.0	9.8	38.9
	MICHEL-DAMIENS LILY	Calais	2010	9.4	10.0	9.0	10.5	38.9
	GRILLOT VIOLETTE	Boulogne	2006	9.9	10.4	7.5	11.1	38.9
	HATTU-BOMPARD JULIETTE	Boulogne	2008	9.8	9.4	9.5	10.2	38.9
39	BOURDON CAPUCINE	Ivry sur seine	2007	10.4	9.5	8.8	10.1	38.8
40	CHENEY LEA	Ivry sur seine	2010	9.3	9.9	9.3	9.9	38.4
41	RAVIER PEROZENI ROMANE	Ivry sur seine	2007	9.4	10.5	8.8	9.6	38.3
42	ADJAOUD BOXUS MIYA	Douai	2009	10.3	7.3	9.6	10.7	37.9
	JULIE ROMANE	Boulogne	2009	9.2	8.3	9.7	10.7	37.9
44	KOMARNITSKY SOPHIE	Champs sur marne	2009	10.4	7.5	9.7	10.2	37.8
45	JOMIE ALEXANE	Ivry sur seine	2009	9.7	9.3	7.9	10.3	37.2
46	PATAUX LOLA	Provins	2012	9.3	9.2	8.5	10.0	37.0
47	SAMLALI BTISSAME	Provins	2009	10.4	10.7	5.0	10.6	36.7
48	FAYETTE AUGUSTINE	Provins	2009	9.9	8.0	9.2	9.5	36.6
49	DORMANRY LORIANE	Provins	2008	9.3	7.7	8.4	10.7	36.1
50	REYNIER AGATHE	Ivry sur seine	2011	9.4	9.4	8.2	9.0	36.0
51	CARASSO SASHA	Champs sur marne	2008	8.6	5.9	7.3	10.1	31.9
52	BAILLIE EVE	Calais	2010	0.0	11.1	8.8	11.3	31.2
53	PIETRZAK ASTRID	Douai	2010	0.0	10.3	9.3	11.2	30.8
54	HERLANT SALOME	Wasquehal	2009	10.0	0.0	9.5	10.4	29.9
55	WOZNIAK VIOLETTE	Wasquehal	2006	9.4	8.8	10.0	0.0	28.2
56	FASSARD CELIA	Douai	2006	9.2	0.0	7.7	10.9	27.8
57	BILAN LOLA	Champs sur marne	2006	9.8	0.0	6.2	9.6	25.6
58	PERRO LOUANE	Provins	2010	0.0	0.0	0.0	0.0	0.0
	DESCHODT CARLA	Calais	2005	0.0	0.0	0.0	0.0	0.0

## 8. FEMININ NIVEAU6 11 + . SA\_DA (individuels)

### 8.1. Résultats par équipes

	Equipe	Club					Total
1	Lisses	91--Gymnastique sportive lisses	42.4	43.0	43.4	45.2	174.0
2	Osny	95--Espoirs gymniques d'osny	40.6	44.9	43.1	43.6	172.2
3	Mouvoux	59--Association Sportive Mouvilloise	41.3	44.6	40.5	44.3	170.7
4	Menucourt 2	95--Gym menucourtoise	39.9	44.1	41.8	44.3	170.1
5	Marquette-lez-lille	59--St-Michel-Sports	40.7	43.0	43.1	43.0	169.8
6	Gonesse	95--Association sportive et gymnique de gonesse	39.5	42.2	41.8	44.8	168.3
7	Guines	62--La patriote de guines	40.8	41.9	40.5	44.7	167.9
8	Brie comte robert	77--Scbgym	39.0	42.4	40.8	45.0	167.2
9	Beuvry 4	62--Beuvry la concorde	40.8	42.3	42.3	41.0	166.4
10	Bievres	91--ELSB Bièvres	40.6	39.4	41.1	42.3	163.4
	Fresnes	94--A.A.S. FRESNES	40.0	41.2	39.2	43.0	163.4
12	Bouffemont	95--CLUB DE GYMNASTIQUE EVOLUTION	38.6	40.6	42.2	41.8	163.2

### 8.2. Résultats individuels

	Gymnaste	Equipe	Annee					Total
1	LEROUX ELYSA	Guines	1996	11.3	11.6	10.3	11.5	44.7
2	KHODJA YASMINE	Lisses	2006	10.9	11.0	11.4	10.8	44.1
3	KHODJA INES	Lisses	2006	10.5	10.7	11.2	11.3	43.7
	BYAKOWSKI SOLINE	Mouvoux	2010	10.6	11.8	10.3	11.0	43.7
	LAGNEAU ELISA	Beuvry 4	2008	11.1	10.5	11.4	10.7	43.7
6	CAKMAK GAYANE	Gonesse	2005	10.1	10.9	10.9	11.7	43.6
7	BALON ALISSANE *	Plessis paté 1 (indiv) (indiv)	2007	10.9	10.8	10.6	11.1	43.4
8	BOURSE CORALINE	Osny	2004	10.7	10.2	11.4	10.9	43.2
9	BORDES CELIA	Brie comte robert	1999	10.0	10.4	11.1	11.6	43.1
	OUSTLANT JADE	Marquette-lez-lille	2012	10.7	10.6	10.5	11.3	43.1
11	TRAN MEYLINE	Brie comte robert	2012	10.4	10.6	10.7	11.2	42.9
12	OLIVIER ANAIS	Lisses	2007	10.7	11.0	9.7	11.4	42.8
	PAGNIER INES	Mouvoux	2007	10.8	11.0	9.8	11.2	42.8
14	ANSENE JESSIE	Osny	2008	10.0	11.1	10.7	10.8	42.6
	PICHON ADELINE	Menucourt 2	1992	10.7	11.2	9.5	11.2	42.6
16	GUIBERT MARIE	Lisses	2004	10.3	10.3	10.1	11.7	42.4
17	JEANNET VALENTINE	Osny	2009	10.0	11.3	10.3	10.7	42.3
18	LEPERS OLYMPE	Marquette-lez-lille	2009	9.5	10.9	10.9	10.9	42.2
19	ROULANCE MARYLOU	Osny	2008	9.9	11.1	9.9	11.2	42.1
	PILLE ZOE	Marquette-lez-lille	2004	9.9	11.0	10.8	10.4	42.1
21	ALMEIDA FANNY	Bievres	1992	9.6	10.3	10.7	11.3	41.9
	NITHART JULIETTE	Menucourt 2	2000	9.9	10.8	10.4	10.8	41.9
	DUNE LALY	Guines	2008	10.0	10.5	10.7	10.7	41.9
	DHENIN ROXANNE	Mouvoux	2009	10.0	11.0	9.7	11.2	41.9
25	CHAMBON ABIGAELE	Menucourt 2	2008	8.5	11.1	11.2	11.0	41.8
26	DESCHAMPS ORIANE	Mouvoux	2004	9.7	10.8	10.5	10.7	41.7

	VERBRUGGEN LUNA	Beuvry 4	2010	10.1	11.2	10.3	10.1	41.7
28	GORIOT AUREE	Bouffemont	2000	10.2	10.3	10.9	10.2	41.6
29	BOULINGUER YAELE	Menucourt 2	2008	9.0	11.0	10.6	10.8	41.4
	GOYVAERTS MAYLIS	Fresnes	2004	9.6	10.9	9.9	11.0	41.4
31	NAZLI CECILIA	Gonesse	1995	10.1	9.8	10.6	10.8	41.3
	SAINT-VAL MELISSA	Gonesse	2007	9.4	11.0	9.9	11.0	41.3
	VERMILLARD LOANE	Bouffemont	2002	9.2	10.7	10.8	10.6	41.3
	DELAPORTE ABIGAEL	Marquette-lez-lille	2011	10.6	10.4	9.9	10.4	41.3
35	CHALAL MALIKA	Gonesse	2012	9.9	9.5	10.4	11.3	41.1
36	BELLON AIT OUSSEKRI SOANE	Osny	2006	9.8	10.0	10.7	10.4	40.9
	THOMAS FAUSTINE	Mouvoux	2002	9.9	10.4	9.9	10.7	40.9
38	GOUGE DE BREM NINON	Bievres	2009	10.5	8.3	10.6	11.2	40.6
39	CAMBRAY MANON	Guines	2001	10.1	9.8	9.7	10.9	40.5
	BESSO STACY	Bouffemont	2002	10.0	9.9	9.9	10.7	40.5
41	BERNARD ELODIE	Fresnes	2003	10.3	9.1	10.1	10.8	40.3
42	HOOGE LOUISE	Marquette-lez-lille	2012	9.1	10.5	10.9	9.7	40.2
43	DAUVERGNE KYARA	Menucourt 2	2008	9.2	9.9	9.6	11.3	40.0
44	LENORMAND EMMA	Menucourt 2	2008	10.1	10.5	9.0	10.3	39.9
45	THOREL LINA-MARIE	Beuvry 4	2011	9.8	10.2	9.7	10.1	39.8
46	DEROUELLE MANOE	Bievres	2007	10.2	8.7	10.4	10.4	39.7
47	HEMBERT LINDSAY	Guines	1992	9.1	10.0	9.7	10.8	39.6
	FACHE LAURINE	Marquette-lez-lille	2009	9.1	10.1	10.2	10.2	39.6
49	GOY MELANIE	Brie comte robert	2003	9.6	10.1	8.7	11.0	39.4
	LEFAY CLARA	Fresnes	2005	10.1	8.9	9.6	10.8	39.4
51	BIGANZOLI MAILYSS	Fresnes	2010	10.0	10.6	9.2	9.4	39.2
	BERCHE ELORA	Beuvry 4	2011	9.8	10.4	10.9	8.1	39.2
53	GHALLAB JADE	Bouffemont	2003	9.2	9.1	10.5	10.3	39.1
54	LEHOUX Lucie	Brie comte robert	1997	9.0	11.3	9.4	9.3	39.0
	SAINT MAXENT CLARA	Guines	2008	9.4	8.8	9.8	11.0	39.0
56	FUSILLIER JUSTINE	Bievres	2008	10.3	11.0	9.4	7.7	38.4
57	BINGOL CELINE	Gonesse	2010	8.6	10.2	8.7	10.5	38.0
	NEVEU EFILENA	Gonesse	2010	9.0	10.1	9.4	9.5	38.0
59	HEURTEUX LAURIANE	Brie comte robert	1997	8.5	8.4	9.6	11.2	37.7
60	MANY BLANDINE	Bievres	2007	9.6	9.4	9.2	9.3	37.5
61	CHAVATTE ROSE	Beuvry 4	2011	9.7	9.8	7.6	10.1	37.2
62	SERPIN LILI	Fresnes	2003	8.6	8.0	9.6	10.4	36.6
63	LANGLET TATIANA	Fresnes	2007	8.8	10.6	8.4	8.2	36.0
64	TRUCHASSOU MORGANE	Bouffemont	2007	8.3	9.7	10.0	7.5	35.5
65	MAHIEUX CALISTA	Mouvoux	2007	9.7	5.6	8.8	10.9	35.0
66	BOULLEN MANON	Brie comte robert	1997	9.0	6.6	8.8	9.6	34.0
	DOROZALSKI ESTELLE	Guines	2003	9.1	5.7	7.9	11.3	34.0
68	HERVY ELEA	Bievres	2006	8.9	5.1	9.1	9.4	32.5
69	FREI CLOE	Osny	2007	0.0	11.4	9.8	10.2	31.4
70	LE CHARLOTTE	Lisses	2002	0.0	0.0	10.7	9.8	20.5
71	SCHONBACHLER LEA	Lisses	2002	0.0	0.0	0.0	0.0	0.0
	GONTIER AMELIE	Beuvry 4	2004	0.0	0.0	0.0	0.0	0.0