


Résultats de la compétition
Demi-finales nationales G2
Châteaurenard
11 et 12 mai 2024

1. FEMININ NIVEAU3 11-15 ans . SA_DA (individuels)

1.1. Résultats par équipes





	Equipe	Club					Total
1	Crolles	38--Gym et rythme crolles	31.3	35.4	35.4	36.7	138.8
2	Irigny	69--Amicale laique irigny	31.2	34.5	34.9	36.3	136.9
3	Francheville	69--Gym dans'	31.4	33.2	35.5	36.5	136.6
4	Gardanne	13--Gardanne	30.8	33.0	35.6	35.7	135.1
5	Trets	13--Gymnastique sportive tretsoise	31.2	33.0	36.3	33.5	134.0

1.2. Résultats individuels





	Gymnaste	Equipe	Annee					Total
1	JIMBERT BRUNE	Irigny	2011	10.5	12.0	11.9	12.1	46.5
2	BRANCAZ LAURINE	Crolles	2010	10.8	12.2	11.0	12.1	46.1
3	SANNA JULIA	Trets	2008	10.3	10.7	12.3	12.4	45.7
	FORESTIER MARGOT	Irigny	2010	10.4	11.1	11.9	12.3	45.7
	BERNARD CAMILLE	Crolles	2009	10.4	10.9	11.6	12.8	45.7
6	SERRETTE EMMA	Francheville	2010	10.6	10.6	11.8	12.3	45.3
7	RIVET COLINE	Francheville	2010	9.9	11.0	12.0	12.2	45.1
8	RIVAIL ELYA	Crolles	2010	9.9	11.6	11.8	11.7	45.0
	VIGUIER NOEMIE	Gardanne	2008	10.2	11.1	11.8	11.9	45.0
10	PARTHENAY ZOE	Irigny	2008	10.3	11.4	11.1	11.9	44.7
	LOY SALOMÉ	Gardanne	2009	10.7	10.1	11.8	12.1	44.7
12	SOUCHE LYDWINE	Francheville	2009	10.4	11.4	10.8	12.0	44.6
13	PARAISO MAELYS	Francheville	2009	10.4	10.7	11.6	11.8	44.5
14	FERRIER OERYTHIA	Francheville	2009	10.1	10.4	11.7	12.0	44.2
15	MARTIN MAE LOU	Crolles	2010	9.9	11.6	11.8	10.8	44.1
16	BONNEL JADE	Gardanne	2010	9.4	11.4	11.6	11.4	43.8
17	FALCON TINA	Crolles	2010	10.1	10.0	11.8	11.8	43.7
18	VESSILLIER THAIS	Francheville	2008	10.3	10.8	10.2	12.0	43.3
19	EL BOUARFAOUI LYNA	Trets	2010	10.7	9.2	12.2	11.0	43.1
	VIGUIER MAELLE	Gardanne	2008	9.9	9.5	12.0	11.7	43.1
21	MICHEL ILIANA	Trets	2010	10.2	10.4	11.1	9.8	41.5
	MARTIN-DELOURME AUGUSTINE	Irigny	2010	10.0	10.3	9.9	11.3	41.5
23	MESBAH-LAMURE SALOME	Trets	2008	10.0	8.3	11.8	10.1	40.2
24	BAYLE LOIS	Trets	2010	9.7	11.9	10.2	0.0	31.8
25	CALENDINI MARINA	Gardanne	2008	9.8	10.5	11.0	0.0	31.3

2. FEMININ NIVEAU3 11-18 ans . SA_DA (individuels)

2.1. Résultats par équipes

	Equipe	Club					Total
1	Voreppe	38--la vaillante de voreppe	34.4	35.5	37.0	37.6	144.5
2	Crolles	38--Gym et rythme crolles	35.8	34.4	32.9	36.1	139.2
3	Heyrieux	38--J.A.Heyrieux Gymnastique Sportive	31.5	31.9	34.8	37.0	135.2
4	Brindas	69--A.s.brindas	32.2	32.5	32.1	36.3	133.1
5	Bron	69--Amicale Laïque de Bron	32.6	31.9	34.7	32.6	131.8
6	Albens	73--Union gymnique albens	30.2	32.6	32.9	35.9	131.6
7	Anse	69--Jeunesse ansoise	32.0	32.3	32.1	34.5	130.9
8	Villette d Anthon	69--Villette gym	31.0	29.2	31.9	35.6	127.7





2.2. Résultats individuels

	Gymnaste	Equipe	Annee					Total
1	KRITTER HANAE	Voreppe	2009	11.6	12.2	12.5	12.4	48.7
	MICHEL LILWENN	Voreppe	2008	11.5	11.9	12.7	12.6	48.7
3	WEILEMANN LEA	Crolles	2008	12.2	12.4	11.0	12.6	48.2
4	MERAI NOUR	Bron	2011	10.8	12.1	11.9	11.8	46.6
5	MALOUANI HANAE	Voreppe	2008	11.3	10.7	11.6	12.6	46.2
6	BIGILLON LEANE	Voreppe	2006	10.7	11.4	11.8	12.2	46.1
7	ANIEL CAMILLE	Crolles	2006	11.8	11.3	11.3	11.5	45.9
8	LOEUILLET ATENAIS	Heyrieux	2007	10.9	10.7	11.0	12.8	45.4
	DEROIN CONSTANCE	Albens	2005	10.3	11.5	11.3	12.3	45.4
10	MOREL LEA	Anse	2007	10.5	11.9	10.8	11.9	45.1
	DUBOIS ELISA	Brindas	2007	11.0	10.9	10.9	12.3	45.1
12	COQUELET MAELENN	Albens	2006	10.0	12.0	10.9	12.1	45.0
13	CASQUET CLARA	Villette d Anthon	2008	9.9	11.2	11.7	12.0	44.8
	DIETRICH OCEANE	Heyrieux	2010	10.2	10.7	11.9	12.0	44.8
15	EGHA AGHE MAELYS	Heyrieux	2005	10.4	10.5	11.5	12.2	44.6
	COLOMBIN GAIA	Brindas	2007	10.9	10.9	10.6	12.2	44.6
17	MERMILLOD BLONDIN INES	Crolles	2007	11.8	10.6	10.6	11.2	44.2
18	DESESTRET AGATHE	Voreppe	2008	10.6	11.1	10.8	11.5	44.0
19	KIRCHNER LÉNA	Brindas	2007	10.3	10.7	10.6	11.8	43.4
20	MARINO LILOU	Heyrieux	2009	10.1	10.4	11.4	11.3	43.2
21	BALLY CLEA	Crolles	2007	10.7	10.7	9.4	12.0	42.8
22	COCHE ZOE	Villette d Anthon	2008	10.1	9.9	10.6	11.8	42.4
	THION SARAH	Bron	2011	10.6	9.9	11.7	10.2	42.4
24	MARTIN ELSA	Heyrieux	2008	10.0	9.7	11.0	11.6	42.3
25	DUMAS LEANE	Anse	2008	11.0	8.8	11.1	11.1	42.0
26	MARTIN CLARICE	Anse	2007	10.3	11.2	10.2	10.0	41.7
27	MARECHAL SARAH	Anse	2007	10.5	9.2	10.2	11.5	41.4
28	BICAND KIARA	Albens	2010	9.9	9.1	10.7	11.5	41.2
29	MERAI YOSRA	Bron	2008	10.9	9.9	11.1	9.1	41.0
30	FOURNEL MATHILDE	Bron	2006	10.9	9.5	9.0	10.6	40.0
31	PERIGARD ANAIS	Heyrieux	2008	9.8	8.4	10.7	11.0	39.9





32	TARGHAOUI CHIMENE	Voreppe	2005	10.4	8.3	9.4	11.5	39.6
33	ROYER JULIE	Villette d Anthon	2006	10.3	8.1	9.6	10.9	38.9
34	BLACHERE MANON	Albens	2009	9.7	8.7	10.6	9.6	38.6
35	DREYFUS EVA	Anse	2007	9.8	7.1	10.1	10.7	37.7
36	VARO SYRIANA	Crolles	2008	10.3	7.3	8.6	11.3	37.5
37	BAHLAOUI MARIAME	Villette d Anthon	2008	10.6	7.8	7.0	11.8	37.2
38	KEIGNART ALINE	Crolles	2007	10.4	8.0	9.5	8.9	36.8
39	MONTANTEME THAIS	Anse	2007	9.4	8.0	8.1	10.2	35.7
40	MARINO FLORA	Albens	2006	9.3	0.0	9.0	11.4	29.7
41	SAINTE PAUL BEAL CHARLINE	Brindas	2008	9.4	0.0	9.0	10.6	29.0
42	LUCIANI ELISA	Bron	2008	9.8	0.0	9.4	7.2	26.4
43	NOUVEAU MAE	Brindas	2007	0.0	10.0	10.1	0.0	20.1
44	BORDE LUCIE	Villette d Anthon	2009	0.0	0.0	0.0	0.0	0.0

3. FEMININ NIVEAU1 11-18 ans . SA_DA (individuels)

3.1. Résultats par équipes







	Equipe	Club					Total
1	Amplepuis	69--La fraternelle	36.8	36.0	37.1	37.1	147.0

3.2. Résultats individuels



	Gymnaste	Equipe	Annee					Total
1	VARTORE LAURYNE	Amplepuis	2009	12.6	11.2	12.4	12.5	48.7
2	COGNET MAELYS	Amplepuis	2006	12.2	12.3	11.7	12.0	48.2
	GIRAUD EMMA	Amplepuis	2006	12.0	12.5	11.6	12.1	48.2
4	PONTILLE MELYNE	Amplepuis	2007	10.7	11.0	9.6	10.4	41.7
5	FILLON LILOU	Amplepuis	2007	0.0	5.2	13.0	12.5	30.7

4. MASCULIN NIVEAU4 11-16 ans . SA_DA (individuels)

4.1. Résultats par équipes







	Equipe	Club							Total
1	UFOLEP 42	42--Olympique riorges gymnastique	35.4	37.4	36.0	33.4	36.4	34.5	213.1
2	Amplepuis	69--La fraternelle	35.5	36.3	33.9	34.6	36.5	34.2	211.0
3	Ambérieu en bugey	1--REVEIL AMBERIEU GYM	32.6	34.9	32.9	33.7	35.6	28.5	198.2
4	Vaugneray	69--Union sportive de l'ouest lyonnais	32.6	29.9	33.2	34.4	35.4	32.3	197.8

4.2. Résultats individuels







	Gymnaste	Equipe	Anne e							Total
1	VANGVIRACHITH ZAO *	Crolles (INDIV)(INDIV)	2007	12.3	11.8	12.6	12.1	13.0	12.4	74.2
2	GIRAUD SAM	Amplepuis	2009	11.6	12.4	11.9	11.8	12.2	12.8	72.7
3	BENTOUMI TIMEO	Amplepuis	2007	12.2	11.9	10.8	11.8	12.4	10.9	70.0
4	PERSE ETHAN	UFOLEP 42	2008	10.4	12.7	12.1	10.6	12.1	11.8	69.7
5	BERTRAND ROUSLAN	UFOLEP 42	2008	11.5	12.3	12.7	11.3	11.3	10.4	69.5
6	GARNIER MARCEAU	UFOLEP 42	2012	11.9	12.4	9.4	11.1	12.3	11.4	68.5
7	CONSTANT TIMOTHEE	UFOLEP 42	2010	11.9	11.2	11.2	10.8	12.0	11.3	68.4
8	PIERREFEU- CHIZALLET TAO	Amplepuis	2010	11.7	12.0	11.2	11.0	11.9	10.5	68.3
	TOURLOUR GAEL	Vaugneray	2008	10.8	10.1	10.9	12.6	12.3	11.6	68.3
10	CLAUDE TIMOTHEE	Ambérieu en bugey	2011	9.7	12.7	11.3	11.1	12.4	10.8	68.0
11	BONNET ARTHUR	Vaugneray	2007	10.3	10.8	11.9	11.0	11.8	10.4	66.2
12	GROUSELLE NOA *	Bourg de Thizy 1 (indiv) (indiv)	2009	11.0	10.3	10.5	11.0	8.6	10.3	61.7
13	JOUBE KILLIAN	Vaugneray	2010	11.5	7.0	10.4	10.8	11.3	10.3	61.3
14	SERVOUZE NATHAN	Vaugneray	2010	9.1	9.0	10.1	10.6	11.0	9.8	59.6
15	JOUANNEAU BAPTISTE	UFOLEP 42	2008	11.6	9.0	9.7	11.0	8.7	8.8	58.8
16	SAVINE DANIEL	Ambérieu en bugey	2012	9.6	11.0	9.5	10.5	9.5	7.8	57.9
17	DI FELICE GAETAN	Ambérieu en bugey	2008	11.1	6.0	10.4	9.9	11.5	8.8	57.7
18	PASSUELLO CLÉMENT	Ambérieu en bugey	2008	6.1	7.6	10.7	11.1	11.7	8.9	56.1
19	BOY SENI	Amplepuis	2007	0.0	10.9	9.3	0.0	9.9	8.0	38.1
20	DJANDOUBI NEO	Ambérieu en bugey	2007	11.8	0.0	10.9	11.5	0.0	0.0	34.2
21	RAT AIDAN	Ambérieu en bugey	2008	8.7	11.2	0.0	10.3	0.0	0.0	30.2

5. MASCULIN NIVEAU1 11 + . SA_DA (individuels)

5.1. Résultats par équipes






	Equipe	Club							Total
1	Ambérieu en bugey	1--REVEIL AMBERIEU GYM	0.0	0.0	0.0	0.0	0.0	0.0	0.0

5.2. Résultats individuels


	Gymnaste	Equipe	Année							Total
1	CAVALLINI ADRIEN	Ambérieu en bugey	2003	0.0	0.0	0.0	0.0	0.0	0.0	0.0
	DE SIMONE BAPTISTE	Ambérieu en bugey	1995	0.0	0.0	0.0	0.0	0.0	0.0	0.0
	MYALLONNIER GAETAN	Ambérieu en bugey	1994	0.0	0.0	0.0	0.0	0.0	0.0	0.0
	RENIAUD CLÉMENT	Ambérieu en bugey	1992	0.0	0.0	0.0	0.0	0.0	0.0	0.0
	TOMADA TRYSTAN	Ambérieu en bugey	2002	0.0	0.0	0.0	0.0	0.0	0.0	0.0
	ZAMBON CYRIL	Ambérieu en bugey	1990	0.0	0.0	0.0	0.0	0.0	0.0	0.0

6. MASCULIN NIVEAU3 11 + . SA_DA (individuels)

6.1. Résultats par équipes







	Equipe	Club							Total
1	Roanne ALRG	42--Amicale laïque de Roanne garçons	38.0	35.8	38.2	36.9	37.4	33.8	220.1
2	Ambérieu en bugey	1--REVEIL AMBERIEU GYM	39.1	34.5	37.6	38.1	37.1	32.7	219.1
3	Bourg de Thizy	69--Enfants de la trambouze	36.3	34.9	37.3	36.3	36.5	30.9	212.2
4	Gardanne	13--Gardanne	38.1	32.4	37.9	35.3	35.9	31.1	210.7
5	Montelimar	26--Montelimar	20.5	26.8	21.6	32.6	31.5	20.5	153.5

6.2. Résultats individuels







	Gymnaste	Equipe	Annee							Total
1	VILLETTELLE MATTEO	Bourg de Thizy	2004	13.4	12.9	12.7	12.6	12.5	12.0	76.1
2	FERNANDES CESAR	Roanne ALRG	2008	13.2	12.2	13.1	13.0	12.6	11.3	75.4
3	TURC FLORIAN	Ambérieu en bugey	2008	12.6	11.9	13.2	12.4	12.6	10.7	73.4
4	HARNICHARD ETHAN	Ambérieu en bugey	2005	13.3	11.7	12.4	12.9	12.4	10.6	73.3
5	ROUMANI LORIS	Gardanne	2006	13.1	10.3	13.1	11.8	11.9	10.8	71.0
6	MOLINA MATHIS	Gardanne	2004	13.0	10.4	12.4	12.4	11.5	11.2	70.9
7	BISSUEL GAETAN	Roanne ALRG	2005	12.7	9.2	12.6	12.3	12.5	11.1	70.4
8	SEVENIER ALBAN	Montelimar	2007	13.2	10.2	11.8	12.7	10.6	10.5	69.0
9	VARENNE REGIS	Roanne ALRG	1994	12.1	10.4	11.9	10.9	12.2	11.4	68.9
10	BERNARD MAXIME	Ambérieu en bugey	2004	13.2	7.2	12.0	12.8	11.9	10.0	67.1
11	BOURASSAUD JULIEN	Bourg de Thizy	1996	12.6	10.3	11.3	11.1	11.6	8.8	65.7
12	SLEPCEVIC TOM	Roanne ALRG	2008	9.4	12.0	10.2	11.6	11.9	8.8	63.9
13	PONTILLE STEPHANE	Bourg de Thizy	1998	10.0	11.7	11.7	11.5	10.4	7.9	63.2
14	VERCHERE JEREMY	Gardanne	2003	11.4	7.3	12.4	11.1	11.7	9.1	63.0
15	LANCERY ROMAIN	Gardanne	2004	12.0	11.7	11.5	10.8	12.1	0.0	58.1
16	VACHEE MATHIS	Montelimar	2007	7.3	6.8	9.8	10.7	11.5	10.0	56.1
17	JACQUET MATHIAS	Bourg de Thizy	2007	10.3	7.1	9.8	12.2	12.4	0.0	51.8
18	VARTORE MICKAEL	Roanne ALRG	1982	11.9	0.0	0.0	10.8	11.9	9.9	44.5
19	JOUANNADE LUCAS	Bourg de Thizy	2005	0.0	9.4	12.9	0.0	11.5	10.1	43.9
20	HARNICHARD JOHAN	Ambérieu en bugey	2009	10.8	10.9	0.0	11.0	10.9	0.0	43.6
21	LAGRANGE ELLIOT	Gardanne	1991	0.0	9.6	5.9	10.5	11.9	4.2	42.1
22	BRUET THIBAUT	Roanne ALRG	1982	0.0	11.6	12.5	0.0	12.3	0.0	36.4
23	MARANDOLA ALLAN	Ambérieu en bugey	1998	0.0	0.0	0.0	12.3	11.8	11.4	35.5
24	CHARLES RAPHAEL	Montelimar	1998	0.0	9.8	0.0	9.2	9.4	0.0	28.4
25	GROUSELLE TOM	Bourg de Thizy	2004	0.0	6.3	4.4	10.9	0.0	0.0	21.6
26	BENOIT LOIC	Ambérieu en bugey	2002	0.0	0.0	0.0	0.0	12.1	0.0	12.1

7. MASCULIN NIVEAU4 11 + . SA_DA (individuels)

7.1. Résultats par équipes







	Equipe	Club							Total
1	Jonage	38--Jonage gymnastique	36.6	38.4	35.2	37.2	37.1	33.7	218.2
2	Brindas 2	69--A.s.brindas	36.3	34.3	35.9	35.1	37.7	35.2	214.5
3	Savigny	69--A.s.c.savigny	34.8	36.1	35.0	33.6	35.7	36.3	211.5
4	Gardanne	13--Gardanne	37.0	35.8	32.5	33.3	37.8	34.7	211.1
5	Brindas 1	69--A.s.brindas	33.8	22.6	28.1	32.1	31.6	28.8	177.0

7.2. Résultats individuels

	Gymnaste	Equipe	Annee							Total
1	CHEVALIER ALAIN	Jonage	2008	12.7	13.1	11.0	12.5	12.6	11.5	73.4
2	HOCEINI BASTIEN	Brindas 2	2005	12.6	12.6	11.7	11.9	12.6	11.8	73.2
3	NAUJAC JOHAN	Savigny	2004	11.2	13.4	12.1	11.0	12.6	12.4	72.7
4	PETIT NATANAËL *	Pierre Bénite 1 (indiv) (indiv)	2006	12.3	11.2	12.0	11.1	12.7	12.7	72.0
5	LEMOINE LUCAS	Jonage	2006	11.5	12.9	12.2	12.3	12.2	10.8	71.9
6	PEAQUIN JULIEN	Gardanne	2009	12.6	12.1	10.7	10.7	12.7	12.5	71.3
7	LABROSSE TOM	Jonage	2007	11.5	12.4	11.7	12.4	11.8	11.1	70.9
8	PORTET MATHIS	Gardanne	2002	12.5	11.0	10.5	11.5	12.5	11.6	69.6
9	TEISSIER LOUIS	Savigny	2008	10.3	11.6	11.8	10.9	11.5	12.6	68.7
10	PRIME MATTEO	Brindas 2	2002	12.1	7.6	12.1	11.1	12.5	12.3	67.7
11	FOREST CHARLES	Savigny	2008	11.9	10.1	10.6	11.2	11.6	11.3	66.7
12	NEUVILLE PIERRE	Brindas 2	2003	9.3	10.6	12.1	11.4	12.6	10.5	66.5
13	ANIKINE VALENTIN	Gardanne	2010	11.9	11.1	10.4	10.7	11.6	10.6	66.3
14	BLANCHARD AMAURY	Savigny	2010	10.3	11.1	11.1	10.9	11.2	11.3	65.9
15	PEPINOTREMENOS EMILIO	Jonage	2007	11.5	7.3	11.3	11.2	12.3	11.1	64.7
	MECONI MATHIEU	Gardanne	2002	11.1	11.3	10.0	10.4	11.3	10.6	64.7
17	BRADLEY SEAN	Brindas 1	2006	11.1	10.2	10.3	10.8	11.2	9.6	63.2
18	PEVERENGO ETHAN	Gardanne	2006	9.6	9.6	11.0	11.1	11.3	10.3	62.9
19	GUION BAPTISTE	Brindas 1	2008	12.2	7.4	8.8	10.4	10.0	9.5	58.3
20	PASCAL LILIAN	Savigny	2008	9.4	10.0	7.2	10.8	10.5	9.0	56.9
21	GUYOT THEMIS	Savigny	2011	11.7	7.3	7.1	11.4	11.1	8.1	56.7
22	GALLIGANI CLEMENT	Brindas 2	2001	0.0	11.1	10.5	11.3	12.1	11.1	56.1
23	BUR SAINT DIZIER LEANDRE	Brindas 1	2008	10.5	5.0	9.0	10.9	10.4	9.7	55.5
24	CREPET GABRIEL	Jonage	2009	12.4	9.8	3.2	10.6	10.0	8.7	54.7
25	FARDEAU BASTIEN	Brindas 2	2004	11.6	0.0	8.1	11.8	12.5	10.6	54.6
26	PELLEGRINO EVAN	Gardanne	2006	0.0	12.4	10.8	0.0	12.6	9.2	45.0
27	ESTRAGNAT AXEL	Jonage	2007	9.0	6.3	6.9	10.0	6.5	0.0	38.7
28	GOBERT MARTIN	Brindas 2	2003	9.5	7.2	0.0	0.0	0.0	6.0	22.7
29	BADOIL ROMAIN	Brindas 1	2006	0.0	0.0	0.0	0.0	0.0	0.0	0.0

8. MASCULIN NIVEAU5 11-16 ans . SA_DA (individuels)

8.1. Résultats par équipes

	Equipe	Club							Total
1	Aix les bains	73--UNION GYMNIQUE	34.6	35.2	33.9	33.1	36.3	36.2	209.3
2	Jonage	38--Jonage gymnastique	31.7	31.5	33.8	32.8	34.7	34.2	198.7
3	Loriol	26--Groupe omnisports loriolais (gol)	34.4	31.2	33.4	33.2	32.4	32.9	197.5
4	Brindas	69--A.s.brindas	34.1	26.4	32.4	32.6	33.3	29.9	188.7

8.2. Résultats individuels



	Gymnaste	Equipe	Année							Total
1	BONTEMPS VICTOR	Loriol	2009	11.8	12.5	10.9	11.2	11.2	11.6	69.2
	VERGUET MATTEO	Aix les bains	2007	11.4	12.5	11.3	10.6	12.3	11.1	69.2
3	VERGUET ANTONIN	Aix les bains	2008	11.2	11.3	11.3	11.1	12.1	12.0	69.0
4	VERGUET NATHAN	Aix les bains	2010	11.5	11.4	11.0	10.8	11.9	12.0	68.6
5	BONVALLET JUHEL ENAEL	Aix les bains	2010	11.7	10.4	11.3	11.2	11.6	12.2	68.4
6	SCALZO ELIOT	Jonage	2011	11.1	10.6	11.2	10.6	12.2	11.4	67.1
7	LACOMBE HADRIEN	Jonage	2011	10.8	10.2	11.3	10.9	11.7	11.4	66.3
8	BOUSLIMANE JAD	Aix les bains	2010	10.6	9.7	10.9	10.8	11.5	11.6	65.1
9	VENEL ELIOTT	Loriol	2008	11.5	9.4	11.3	11.1	10.6	11.0	64.9
10	GAY SACHA	Brindas	2009	11.8	9.3	10.6	9.9	11.8	10.6	64.0
11	MARTIN GASPARD	Aix les bains	2010	9.5	9.8	11.1	10.5	11.1	11.6	63.6
12	COSTE CLOVIS	Loriol	2008	11.1	9.3	11.2	10.9	10.2	9.9	62.6
13	COINTREL LUCAS	Loriol	2010	10.3	9.3	10.5	10.8	10.6	10.3	61.8
	RAPOSO LEANDRE	Jonage	2010	9.5	10.7	9.8	10.1	10.3	11.4	61.8
15	CHARBONNIER OWEN	Brindas	2012	10.8	9.3	11.1	11.0	10.9	7.9	61.0
16	EA LOIC	Jonage	2011	9.5	9.6	10.2	10.9	10.7	9.4	60.3
17	DUNAND TOM	Brindas	2012	11.5	7.0	9.5	10.9	10.6	10.1	59.6
18	JESUS ESTEBAN	Brindas	2011	10.3	7.8	10.7	10.7	9.7	9.2	58.4
19	LEMOINE LOUIS	Jonage	2011	8.3	9.5	8.3	11.0	10.8	9.1	57.0
20	LAVIE CLEMENT	Jonage	2010	9.8	7.6	11.3	9.3	9.3	9.6	56.9
21	ASTIER ALEXANDRE	Brindas	2012	9.0	7.5	7.1	9.8	9.9	8.7	52.0
22	PION JULES	Loriol	2011	9.8	3.7	7.9	10.9	8.1	9.9	50.3

9. FEMININ NIVEAU6 11 + . SA_DA (individuels)

9.1. Résultats par équipes

	Equipe	Club					Total
1	Montmelian	73--Ecole gym sportive montmelian	41.2	46.1	42.8	44.7	174.8
2	Bourg St Maurice	73--Bsm gym bourg st maurice	40.6	44.1	41.1	44.5	170.3
3	Renaison	42--Amicale laique sportive renaison	39.9	43.0	42.0	41.8	166.7
4	Vaulx en Velin CG	69--Club gymnique vaulx en velin	40.9	42.0	41.2	42.4	166.5
5	St Priest	69--Gymnique association saint priest	39.1	43.2	41.3	41.1	164.7
6	Tullins	38--La Vaillante de Tullins	38.6	40.6	39.8	41.8	160.8
7	Irigny	69--Amicale laique irigny	36.6	41.3	39.0	41.3	158.2
8	Gerland Mouche	69--A. L. gerland mouche	38.2	38.1	37.2	42.9	156.4
9	Villeurbanne ASLGC	69--Amicale Scolaire Laïque des Gratte-Ciel	38.6	40.6	37.4	39.1	155.7

9.2. Résultats individuels

	Gymnaste	Equipe	Annee					Total
1	FAUGEROUX AUDREY	Montmelian	2003	10.3	11.5	10.9	11.3	44.0
2	ARPIN JULIETTE	Bourg St Maurice	2004	10.2	11.4	10.8	11.3	43.7
	DA COSTA AUBANNE	Montmelian	2006	10.1	11.7	10.8	11.1	43.7
4	ALLARD NODOKA	Montmelian	2004	10.3	11.6	10.4	11.1	43.4
5	LOPEZ JUSTINE	St Priest	2000	10.2	11.4	10.6	10.9	43.1
	COMTE AURELIE	Tullins	1981	9.9	11.3	11.0	10.9	43.1
7	VITON LOU	Montmelian	2002	10.5	11.3	9.8	11.2	42.8
8	DIAZ JESSICA	Renaison	1993	9.9	11.3	10.7	10.4	42.3
	JEAN MANUTEA	Bourg St Maurice	2007	10.3	10.6	10.3	11.1	42.3
10	FRANCO CELLIA	Renaison	1993	10.1	10.4	10.6	11.0	42.1
11	DAGUIER LOUNA	Vaulx en Velin CG	2008	10.7	10.6	10.0	10.6	41.9
12	NIEROZ LISON	Bourg St Maurice	2011	9.0	11.4	10.3	11.1	41.8
13	GNINGUE SOKHNA	Vaulx en Velin CG	2006	10.2	10.2	10.4	10.9	41.7
	MEYER CLARA	Montmelian	2001	9.4	11.1	10.7	10.5	41.7
15	CHERLONNEIX EMILIE	St Priest	2003	9.6	11.4	10.6	9.8	41.4
	DZIOBA LEA	Bourg St Maurice	2000	10.3	10.7	9.4	11.0	41.4
17	PACCALET MAELINE	Vaulx en Velin CG	2006	10.3	9.9	10.8	10.2	41.2
18	HANNACHI MAISSANE	Vaulx en Velin CG	2007	9.7	10.7	10.0	10.5	40.9
19	REJONY ILONA HELENE	Renaison	2001	9.6	10.1	10.7	10.4	40.8
20	PAU SANDRA	Tullins	1999	10.2	10.4	9.9	10.2	40.7
21	PONCET SARAH	Irigny	2004	10.2	10.7	9.8	9.9	40.6
22	DEROUVROY MARGOT	St Priest	1999	9.6	10.6	10.2	10.1	40.5
23	ROUDAUT ENOLA	Irigny	1999	9.4	10.3	10.2	10.5	40.4
24	AMEZIANE SHERINE	Gerland Mouche	2006	9.4	10.7	8.9	10.9	39.9
	DEVILLERS ELIOR	Gerland Mouche	2007	9.6	9.5	10.1	10.7	39.9
26	TARDY CLARA	St Priest	2002	9.7	9.8	9.9	10.3	39.7
	THEVENET CLARA	Renaison	2005	10.1	11.2	8.6	9.8	39.7





28	PORTIER JUSTINE	Renaison	2004	9.8	9.7	10.0	10.0	39.5
29	GIRERD-CHANEL LAURIANNE	Irigny	1992	8.5	10.5	10.2	9.9	39.1
30	JACQUEMOT ALIX	Villeurbanne ASLGC	2011	9.2	10.2	9.4	9.8	38.6
31	VEILEX EMMA	Bourg St Maurice	2008	9.8	9.0	9.7	10.0	38.5
32	MAITREJEAN LISE	Vaulx en Velin CG	2003	9.3	10.5	8.6	9.7	38.1
33	TROLAT NELLIE	Tullins	1983	8.7	9.3	9.3	10.7	38.0
	GEORGE ANNE LISE	Villeurbanne ASLGC	2000	9.8	9.8	8.8	9.6	38.0
35	CHAPTAL JADE	Villeurbanne ASLGC	2007	9.9	10.5	9.9	7.6	37.9
36	BOUGHANMI JHADE	Gerland Mouche	2008	9.5	8.9	8.4	11.0	37.8
37	VICENT LUCIE	Gerland Mouche	2003	9.7	9.0	9.2	9.8	37.7
38	PERLOT ELSA	Vaulx en Velin CG	1999	8.9	9.1	9.1	10.4	37.5
39	JAMART JULIE	Gerland Mouche	2002	9.3	8.9	8.7	10.3	37.2
	REPLAT LAURINE	Tullins	1988	9.8	9.6	7.8	10.0	37.2
41	ABOUBAKAR AOUDI	Irigny	2007	8.5	9.1	8.4	11.0	37.0
42	MEYER ROXANE	Villeurbanne ASLGC	2007	8.7	7.7	9.3	11.0	36.7
43	COMBE NAYA	Tullins	2008	8.5	8.8	9.6	9.7	36.6
44	AIT ALI BRAHAM CECILIA	Gerland Mouche	2007	8.6	8.9	9.0	9.6	36.1
45	LORiot ORNELLA	Renaison	2006	8.0	10.0	8.0	9.4	35.4
46	DOMEIGNOZ CLARA	Montmelian	2009	9.4	6.0	8.8	9.9	34.1
47	BOON TALLIA	Bourg St Maurice	2007	9.7	7.3	6.7	10.1	33.8
48	CURAT APPOLINE	Villeurbanne ASLGC	2009	0.0	10.1	7.5	8.7	26.3
49	CRISTINA ALYSSIA	Tullins	2007	0.0	6.5	8.6	9.6	24.7
50	BIGHETTI MANON	Villeurbanne ASLGC	2005	9.7	6.2	8.3	0.0	24.2
51	BENATMANE AMEL	Irigny	1996	0.0	9.8	8.8	0.0	18.6
52	EL MALIH LENA	St Priest	2004	0.0	0.0	0.0	0.0	0.0

10. FEMININ NIVEAU4 11-15 ans . SA_DA (individuels)

10.1. Résultats par équipes

	Equipe	Club					Total
1	Loriol	26--Groupe omnisports loriolais (gol)	33.1	37.1	35.4	36.6	142.2
2	Aix les bains	73--UNION GYMNIQUE	31.8	38.4	34.2	35.5	139.9
3	Villette d Anthon	69--Villette gym	32.7	38.5	32.4	35.5	139.1
4	St just st rambert	42--Fjep st-just st-rambert	31.3	37.5	34.3	33.4	136.5
5	Salaise-sur-Sanne	38--Rhodia-Club Gymnastique	32.3	34.4	31.2	35.7	133.6
6	Trets	13--Gymnastique sportive tretsoise	32.1	35.6	34.1	31.5	133.3
7	Irigny	69--Amicale laique irigny	32.2	34.4	30.9	33.5	131.0
8	Pont de claix	38--Pont de claix amicale gymnique	32.1	33.2	32.1	32.2	129.6




10.2. Résultats individuels

	Gymnaste	Equipe	Annee					Total
1	WALLOIS MELINA	Loriol	2010	11.2	13.0	12.0	12.4	48.6
2	GERPHAGNON LILOU	St just st rambert	2010	10.7	12.6	12.4	11.1	46.8
	DAVO ROMANE	Loriol	2009	11.0	11.4	12.2	12.2	46.8
4	JAGGI MAELYS	Aix les bains	2010	9.8	13.1	12.1	11.5	46.5
5	GALAIS EMMY	Villette d Anthon	2011	10.9	12.9	10.7	11.9	46.4
	NOE-PICHELIN TAHIA	Aix les bains	2010	10.9	12.8	10.7	12.0	46.4
7	HARO CHARLIE	Salaise-sur-Sanne	2011	11.1	12.3	10.6	12.2	46.2
	BUSSON TYFENE	Aix les bains	2010	10.4	12.4	11.4	12.0	46.2
9	PISTILLI LILY	Villette d Anthon	2011	11.0	12.6	10.1	12.0	45.7
10	DERDERIAN LILY	Loriol	2010	10.9	11.6	11.1	12.0	45.6
11	MERCIER LAURA	Villette d Anthon	2011	10.8	13.0	11.3	10.2	45.3
12	MARTINS NINA	Villette d Anthon	2011	10.7	12.5	10.4	11.6	45.2
13	CAVORET LOUISE	Aix les bains	2011	10.5	12.5	10.7	11.2	44.9
14	XIBERRAS LOUANE	Trets	2010	10.4	11.8	11.6	10.8	44.6
15	MUNOZ SHAHEEN	St just st rambert	2011	10.3	11.9	11.3	10.7	44.2
16	MARSALA CHLOE	St just st rambert	2010	10.3	12.5	10.6	10.7	44.1
17	GIRIN MAELYS	St just st rambert	2011	10.1	12.4	9.8	11.6	43.9
18	NAKACHIAN JULIE	Villette d Anthon	2011	10.8	12.2	10.4	10.1	43.5
	SPINELLA ARTERO CECILIA	Salaise-sur-Sanne	2009	10.6	11.2	10.2	11.5	43.5
	DACORSI EMMY	Pont de claix	2011	10.6	10.8	11.1	11.0	43.5
	DOMINGUEZ ROMANE	Pont de claix	2011	10.7	10.9	10.7	11.2	43.5
22	DECLERIEUX LENA	Irigny	2011	10.3	11.7	10.1	11.3	43.4
23	MAHAUD ANOUK	Irigny	2011	10.8	9.8	10.5	11.4	42.5
24	MINTZ LILI-ROSE	Irigny	2012	10.7	10.8	10.3	10.6	42.4
25	BONTE CLARA	Trets	2008	10.5	11.5	9.7	10.5	42.2
	GOUGNEAU CLEA	St just st rambert	2010	10.1	11.7	10.3	10.1	42.2
	MAROTTE ALICIA	St just st rambert	2010	10.3	12.3	9.4	10.2	42.2
28	PULETTI ELINE	Trets	2010	10.2	11.2	11.3	9.0	41.7
	HOJBOTA DANIELA	Aix les bains	2009	9.5	11.2	10.7	10.3	41.7
30	HOUEL SELENIA	Irigny	2011	10.7	11.9	8.6	10.3	41.5





31	DUBOISSE EDEN	Pont de claix	2011	10.4	11.5	10.1	9.4	41.4
32	KHAMLIA INAYA	Salaise-sur-Sanne	2009	10.5	10.6	9.2	10.9	41.2
33	ARQUIER LEONI	Trets	2008	10.6	11.8	8.5	10.2	41.1
34	BIANAY NALYA	Salaise-sur-Sanne	2009	10.6	10.9	10.2	9.0	40.7
35	GUIGUE KASSANDRA	Salaise-sur-Sanne	2011	10.6	8.1	9.0	12.0	39.7
36	DELPEYROU NINA	Pont de claix	2011	10.8	8.7	10.1	10.0	39.6
37	MENUT LILY	Pont de claix	2012	10.5	9.5	10.3	9.1	39.4
38	BADER LOUISE	Trets	2008	9.6	12.0	9.3	8.4	39.3
39	NIEL AVA	Salaise-sur-Sanne	2010	10.4	4.2	10.4	9.0	34.0
40	BALDASSINI EVA	Trets	2009	11.0	11.2	11.2	0.0	33.4
41	OUSTRY MILLICENT	Pont de claix	2011	10.5	0.0	9.0	9.0	28.5
42	HELPER LILOU	Loriol	2009	0.0	12.5	11.2	0.0	23.7
43	MAUJEAN JULIETTE	Irigny	2011	0.0	0.0	9.7	10.8	20.5

11. FEMININ NIVEAU2 11 + . SA_DA (individuels)

11.1. Résultats par équipes

	Equipe	Club					Total
1	Salaise-sur-Sanne	38--Rhodia-Club Gymnastique	37.1	38.2	38.0	36.9	150.2
2	Riorges	42--Olympique riorges gymnastique	36.3	34.6	35.3	36.1	142.3
3	St Martin d hères	38--ESSM GYMNASTIQUE	35.5	37.1	34.8	33.8	141.2
4	Gardanne	13--Gardanne	34.0	34.2	36.5	36.4	141.1
5	Marcy charbonnières	69--Gymnastique Marcy Charbonnières (GMC)	33.9	35.6	32.2	36.6	138.3
6	Jonage	38--Jonage gymnastique	35.3	31.3	34.2	36.1	136.9
7	La tour du pin	38--L'alerte gymnastique la tour du pin	10.9	19.7	23.9	20.8	75.3





11.2. Résultats individuels

	Gymnaste	Equipe	Annee					Total
1	NACEUR DEBORAH	Gardanne	2001	12.2	12.9	12.5	13.0	50.6
2	VIGNAL MANON	Salaise-sur-Sanne	1999	12.2	12.4	13.2	12.7	50.5
3	DOUEZY DIOLLANDON MANON	Marcy charbonnières	2000	11.2	13.3	12.4	12.3	49.2
4	DO NASCIMENTO LOUANE	Jonage	2008	12.6	11.8	12.5	12.2	49.1
5	BLANCA CLOE	Salaise-sur-Sanne	2002	12.7	11.1	12.8	12.3	48.9
6	AGHADJANIAN EMMA	Salaise-sur-Sanne	2000	12.2	12.7	12.0	11.5	48.4
7	MOREL LOUNA	Salaise-sur-Sanne	2000	11.5	13.1	11.3	11.6	47.5
8	TOUREY AMBRINE	Riorges	1998	12.2	11.0	11.2	11.9	46.3
9	BOUASSE MARION	Gardanne	2002	10.8	10.9	12.8	11.7	46.2
10	STEVENON NOEMIE	Jonage	2008	11.5	10.9	11.4	12.2	46.0
11	FROBERT ELISE	Riorges	2002	10.4	11.0	12.3	12.2	45.9
12	CORDEIRO JESSICA	St Martin d hères	2002	12.2	11.0	12.7	9.9	45.8
13	BENUCCI EMMA	Riorges	2003	11.9	11.2	11.0	11.2	45.3
14	LAPORTE CLARA	Marcy charbonnières	2006	11.7	11.9	9.8	11.2	44.6
15	YAO KOMISSA CAMILLE	St Martin d hères	2004	12.2	12.8	9.9	9.4	44.3
16	BOUJOT PAULINE	Riorges	1997	10.5	12.4	9.9	11.0	43.8
17	ASSOUVIE MARION	Marcy charbonnières	2001	10.9	10.4	9.8	12.2	43.3
18	BOUCHILLOU CLARA	Marcy charbonnières	2001	10.9	10.2	10.0	12.1	43.2
19	NAFTEUX LUCILE	Gardanne	2004	10.4	10.0	11.2	11.0	42.6
20	ZERBINI EVA	Riorges	2003	11.4	7.6	11.3	12.0	42.3
21	HATZICONSTANTINO TESSA	St Martin d hères	2008	10.9	9.1	10.0	11.9	41.9
22	AMRAOUI JADE	St Martin d hères	2006	11.0	8.4	10.4	12.0	41.8
23	LOSA LEONIE	Jonage	2007	11.2	8.6	10.3	10.8	40.9
24	GODEFROY CHLOE	La tour du pin	1997	10.9	8.1	11.6	10.2	40.8
25	PONDANT LUCIE	Salaise-sur-Sanne	1998	12.2	7.6	8.7	11.8	40.3
26	JACQUES VALENTINE	Salaise-sur-Sanne	2006	10.9	7.8	9.2	11.9	39.8
27	NASCIMIENTO DE SOUZA VANUBIA	Jonage	2006	9.9	8.2	8.2	11.7	38.0
28	ZIAT SARA	St Martin d hères	2006	11.1	9.6	10.0	6.8	37.5
29	WANNIN FLORA	St Martin d hères	2004	11.0	13.3	11.7	0.0	36.0
30	CREPET CHLOE	Jonage	2007	10.7	4.1	10.0	10.3	35.1
31	SPIRA KERBRAT KEREN	Gardanne	2005	9.1	8.8	9.1	7.7	34.7





32	JACQUINOT CAMILLE	La tour du pin	2005	0.0	11.6	12.3	10.6	34.5
33	SIBADE MATHILDE	Gardanne	1993	11.0	10.4	0.0	11.7	33.1
34	JAUDON MARILOU	Marcy charbonnières	1995	11.0	0.0	9.8	10.9	31.7
35	CHAMBERT ESTHER	Riorges	1993	12.2	0.0	11.7	0.0	23.9
36	STIVAL LUCIE	La tour du pin	2004	0.0	0.0	0.0	0.0	0.0
	PERRIN COLINE	Jonage	2004	0.0	0.0	0.0	0.0	0.0
		Gardanne	2023	0.0	0.0	0.0	0.0	0.0

12. FEMININ NIVEAU3 11 + . SA_DA (individuels)

12.1. Résultats par équipes

	Equipe	Club					Total
1	St Priest	69--Gymnique association saint priest	32.7	35.9	37.7	37.5	143.8
	Anse	69--Jeunesse ansoise	32.9	37.0	36.6	37.3	143.8
3	Vaugneray	69--Union sportive de l'ouest lyonnais	32.8	35.9	35.5	38.4	142.6
4	St Rambert d Albon	26--ASCR Gym	32.5	34.1	36.5	37.2	140.3
5	St Genis les Ollières	69--Entente St genoise	32.7	34.1	35.2	37.1	139.1
6	Pont de claix	38--Pont de claix amicale gymnique	31.6	32.9	35.8	37.6	137.9
7	St Martin d hères	38--ESSM GYMNASTIQUE	31.7	32.8	35.9	36.8	137.2
8	Trets	13--Gymnastique sportive tretsoise	30.4	32.0	35.8	35.0	133.2
9	Riorges	42--Olympique riorges gymnastique	30.6	34.1	32.7	35.4	132.8
10	Aix	13--auc gymnastique	29.3	32.6	35.1	33.1	130.1





12.2. Résultats individuels

	Gymnaste	Equipe	Annee					Total
1	RIVOAL LOU	Vaugneray	2004	11.5	12.4	11.7	13.2	48.8
2	LOPEZCOEURDEVEY LISON	St Genis les Ollières	2003	11.7	12.5	11.5	12.9	48.6
3	GUENARD CADINE	St Priest	1998	10.9	11.9	12.8	12.8	48.4
4	LALLEMENT MAILYS	St Rambert d Albon	2004	11.7	10.5	12.2	13.1	47.5
5	FANELLI JULIA	St Priest	2009	10.3	12.5	12.2	12.3	47.3
6	NOURI CYRINE	St Priest	2001	11.1	11.5	12.1	12.1	46.8
7	BERTHON LAURE	Anse	2003	10.4	12.0	11.5	12.7	46.6
8	MARTIN MAE	Anse	2004	9.9	12.6	12.1	11.8	46.4
9	MAGGUILI CLARA	Pont de claix	2001	10.6	10.9	12.1	12.5	46.1
10	CHAPIGNAC CÉLIA	St Rambert d Albon	2005	10.0	11.3	12.4	12.3	46.0
11	DE LA FOATA FANNY	Anse	2002	10.7	12.4	12.5	10.3	45.9
	SERVOUZE CLARA	Vaugneray	2007	10.3	11.2	12.0	12.4	45.9
	TOURLOUR LILOU	Vaugneray	2006	10.9	10.7	11.5	12.8	45.9
14	GILBERT OCEANE	Trets	2002	10.4	10.9	12.0	12.5	45.8
15	DESVEAUX-COLETTI CASSIE	Anse	2005	11.1	9.9	12.0	12.6	45.6
	ZOUKIMIAN JUSTINE	St Martin d hères	2004	10.4	9.9	12.5	12.8	45.6
	RUFFEL FIONA	St Genis les Ollières	2002	10.8	10.4	12.2	12.2	45.6
18	JULIEN MANON	Pont de claix	1999	10.0	11.0	12.2	12.3	45.5
19	KROUNA SIRINE	St Priest	2006	10.7	10.4	12.7	11.3	45.1
20	BRUYERE MARIE-ANAÏS	St Rambert d Albon	2004	10.5	10.9	11.8	11.8	45.0
	LAOUAZI TRACY	St Rambert d Albon	2006	10.1	11.8	11.9	11.2	45.0
22	BOROWIEC MAEVA	Pont de claix	2001	10.8	9.9	11.5	12.5	44.7
23	SIMO ELINE	Vaugneray	2007	10.4	11.3	11.8	10.9	44.4
24	SOLANS JULIE	Pont de claix	2003	10.2	11.0	11.2	11.9	44.3
25	LEBAILLIF ROMANE	St Priest	2004	10.4	10.7	10.6	12.4	44.1
26	DA SILVA MELANIE	St Priest	2004	10.5	10.9	11.2	11.4	44.0
	LYANT EMMA	Vaugneray	2008	10.2	11.7	10.0	12.1	44.0
28	NOGUERA BERENICE	St Martin d hères	2002	10.1	10.5	11.6	11.5	43.7



	GALVIN SANDY	Aix	1993	10.0	11.6	11.0	11.1	43.7
30	GROISNE MORGANE	St Martin d hères	2003	10.7	10.0	11.2	11.6	43.5
31	APARICIO LIVIA	Trets	2005	10.1	10.5	12.2	10.3	43.1
32	ABGRALL LUISA	Pont de claix	2003	10.2	10.9	9.3	12.6	43.0
	ALILI SARAH	Aix	2008	9.6	10.2	12.4	10.8	43.0
34	LEGER EMIE	Trets	2003	9.9	9.0	11.6	12.2	42.7
35	BOSCO GESSILINE	Riorges	2001	10.2	10.8	10.8	10.6	42.4
	DIOGO JUSTINE	Aix	2005	9.7	10.8	11.5	10.4	42.4
37	GENESTE CAMILLE	Riorges	1995	10.1	9.9	10.3	11.6	41.9
	HEUSCH CLEMENCE	Aix	2007	9.5	10.0	11.2	11.2	41.9
39	LAOUAZI KELIA	St Rambert d Albon	2008	9.6	11.0	10.3	10.8	41.7
40	BOST SYRIELLE	Riorges	2004	10.2	10.8	9.0	11.4	41.4
41	DOUBLE JEANNE	St Genis les Ollières	2006	10.2	8.3	10.8	12.0	41.3
42	SAINT PAUL BEAL LILIA	Anse	2007	11.1	8.6	9.5	12.0	41.2
43	VIGANNE CHLOE	Riorges	2000	10.2	10.2	10.2	10.3	40.9
44	LAN LOUANE	Trets	2005	9.9	10.6	9.5	10.2	40.2
45	VARRY LILOU	Vaugneray	2004	10.1	11.8	7.2	10.5	39.6
46	TONIZZO FANNY	Trets	2003	9.6	9.8	10.7	9.0	39.1
47	GUETTON MARIE	Riorges	1991	0.0	11.6	10.1	12.4	34.1
48	TURPIN SOLENN	Anse	1996	10.2	0.0	11.3	11.7	33.2
	PLANCHET MAEVA	Riorges	2005	0.0	11.7	11.6	9.9	33.2
50	ROUSSET FAVIER JUSTINE	St Martin d hères	2003	10.6	9.4	0.0	12.4	32.4
51	AMATE-OLIVO CHARLINE	St Genis les Ollières	2007	0.0	8.8	11.5	10.5	30.8
52	PERRET LISE	St Martin d hères	2003	0.0	10.6	11.8	0.0	22.4
53	DENISET FANCHON	St Rambert d Albon	2006	10.3	0.0	11.7	0.0	22.0
54	ZOUKIMIAN SARAH	St Martin d hères	2004	0.0	11.7	0.0	0.0	11.7
55	INGRASSIA CLARA	St Genis les Ollières	1999	0.0	11.2	0.0	0.0	11.2

13. FEMININ NIVEAU1 11 + . SA_DA (individuels)

13.1. Résultats par équipes





	Equipe	Club					Total
1	St just st rambert	42--Fjep st-just st-rambert	37.7	38.8	38.8	37.0	152.3
2	Trets	13--Gymnastique sportive tretsaise	37.0	38.4	37.1	36.7	149.2
3	Loriol	26--Groupe omnisports loriolais (gol)	38.0	35.2	38.2	34.9	146.3

13.2. Résultats individuels





	Gymnaste	Equipe	Annee					Total
1	POULACHON ORIANE	St just st rambert	1999	12.7	13.8	13.2	11.9	51.6
2	SEGUIN LUCILLE	Trets	2004	12.7	14.0	13.0	11.6	51.3
3	DOZON VALENTINE	Trets	2006	11.8	12.7	13.1	12.7	50.3
4	GEMONT CATALOT ANAIS	St just st rambert	2007	12.4	11.7	13.1	12.9	50.1
5	RANCHON JUSTINE	St just st rambert	2001	12.6	13.3	11.7	11.5	49.1
6	ROLLAND CELIE	Loriol	2000	12.3	10.7	12.7	12.9	48.6
7	GARCIA EMILIE *	Chateaubrenard 1 (indiv) (indiv)	2004	11.1	13.1	11.5	12.0	47.7
8	ERNADES ERIKA	Trets	1999	12.5	11.7	11.0	12.4	47.6
9	FERREIRA LILOU	St just st rambert	2008	12.4	10.8	11.8	12.2	47.2
10	XIONG LIZZIE	Loriol	2007	12.7	11.3	11.9	11.0	46.9
11	BERGER PRALY OCEANE	Loriol	2002	13.0	11.5	12.7	8.9	46.1
12	MOINE CLARA	Loriol	2006	12.0	0.0	10.5	11.0	33.5
13	REBAUD CHARLOTTE	St just st rambert	2003	11.5	0.0	10.4	10.2	32.1
14	LECHEVALIER EVENLY	Trets	2000	0.0	6.9	10.8	8.8	26.5
15	AZAIS ABIGAIL	Loriol	1996	0.0	12.4	12.8	0.0	25.2
16	AURELLE FLAVIE	St just st rambert	2006	0.0	0.0	12.5	9.9	22.4
17	NADAUD ANAIS	Loriol	2007	0.0	9.8	10.6	0.0	20.4
18	DOZON LOUNA	Trets	2003	0.0	0.0	0.0	0.0	0.0
	DUMALIN SOPHIE	Trets	1996	0.0	0.0	0.0	0.0	0.0

14. FEMININ NIVEAU6 11-18 ans . SA_DA (individuels)

14.1. Résultats par équipes

	Equipe	Club					Total
1	Roquefort la bedoule	13--Ail roquefort la bedoule	44.9	44.2	42.6	44.0	175.7
2	St just st rambert	42--Fjep st-just st-rambert	43.1	46.6	43.1	41.8	174.6
3	Lyon	69--PL Villette Paul Bert	44.2	45.1	41.8	42.3	173.4
4	Savigny	69--A.s.c.savigny	43.6	43.4	41.4	43.1	171.5
5	Irigny	69--Amicale laique irigny	41.0	43.4	40.9	43.7	169.0
6	Lyon 2	69--PL Villette Paul Bert	42.0	43.9	41.6	41.1	168.6
7	Trets 2	13--Gymnastique sportive tretsoise	42.9	43.7	40.2	40.8	167.6
	Pont de Beauvoisin	38--La Sentinelle	40.0	42.8	42.3	42.5	167.6
9	Bourgoin-jallieu	38--La Jeune France de Bourgoin-Jallieu	40.8	42.3	40.8	43.5	167.4
10	Voreppe	38--la vaillante de voreppe	43.0	41.8	39.8	40.4	165.0
11	Seyssins	38--CLUB GYMNASTIQUE SEYSSINS	40.3	43.8	40.1	40.0	164.2
12	Chaponnay	69--Chaponnay gym	42.0	40.9	39.7	39.1	161.7





14.2. Résultats individuels

	Gymnaste	Equipe	Annee					Total
1	BESSION EVA	Savigny	2009	11.1	11.4	11.1	11.1	44.7
2	IBANEZ LOLA	Roquefort la bedoule	2012	11.3	11.3	10.7	11.3	44.6
3	BUYLE BODIN MATHILDA	Lyon	2006	11.3	11.4	10.7	11.0	44.4
4	BRASSEUR ANGELINA	Trets 2	2009	10.9	11.3	11.0	10.9	44.1
5	RONCHIETTO ANAELLE	Savigny	2007	10.9	11.5	10.8	10.8	44.0
6	GONZALES ANNA	St just st rambert	2007	11.1	11.8	10.9	9.9	43.7
	SULPICE LOU	Lyon	2006	11.2	11.2	10.6	10.7	43.7
8	FAVRE MELISSA	Roquefort la bedoule	2011	11.3	10.4	10.8	11.0	43.5
9	QUERCY FAUVE	St just st rambert	2007	10.8	11.6	10.8	10.2	43.4
10	TARDY LINA	Lyon 2	2009	10.7	11.2	10.9	10.5	43.3
11	DI GRANDI EVAËLLE	Irigny	2008	10.5	10.9	11.0	10.8	43.2
	DELEAU ANA	Roquefort la bedoule	2007	11.0	11.0	10.4	10.8	43.2
	DUSSUD ROMANE	Roquefort la bedoule	2009	11.0	10.6	10.7	10.9	43.2
	PERRIN JASMINE	Pont de Beauvoisin	2009	10.7	11.0	10.7	10.8	43.2
15	BERCHOUX AMY	St just st rambert	2009	10.5	11.5	10.3	10.7	43.0
16	NKAFEUT CHARLY CLOE	Seyssins	2012	10.4	11.2	11.0	10.3	42.9
17	VIAL CASSANDRA	Irigny	2010	10.0	11.4	10.2	11.2	42.8
18	COMTET ELISA	Lyon 2	2011	10.7	10.8	10.7	10.5	42.7
19	JERPHAGNON AMBRE	St just st rambert	2009	10.2	11.7	10.7	9.8	42.4
	FAVRE MANOE	Bourgoin-jallieu	2010	10.0	11.2	10.1	11.1	42.4
21	CLAUDEL NINON	Pont de Beauvoisin	2009	9.7	11.2	10.5	10.9	42.3
	DRIDI LYNA	Lyon	2008	10.8	11.2	10.3	10.0	42.3
23	LAMBERT MAELYNE	Seyssins	2011	10.6	11.3	10.3	9.9	42.1
24	CAPARROS EMMA	Trets 2	2012	11.3	10.5	9.3	10.8	41.9
25	DI PASQUALE LENA	Voreppe	2010	10.7	10.9	9.7	10.5	41.8





26	CHASTEL LEA	St just st rambert	2005	10.7	9.9	10.7	10.4	41.7
27	BERNARD LOU	Irigny	2008	9.7	11.4	9.6	10.9	41.6
	BERARD ALICE	Roquefort la bedoule	2011	11.3	11.3	8.7	10.3	41.6
29	CHATARD LOUISE	Savigny	2009	10.2	10.5	9.8	11.0	41.5
	LAFAYE GARANCE	Lyon	2009	10.9	10.2	10.1	10.3	41.5
	LE BERRE CHARLOTTE	Lyon	2005	9.7	11.3	10.2	10.3	41.5
32	TOUR CORALINE	Pont de Beauvoisin	2008	10.0	10.4	10.9	10.1	41.4
	HEITZ LOANE	Seyssins	2009	9.8	11.1	10.1	10.4	41.4
	WEILLER NYLA	Chaponnay	2010	10.7	9.8	10.6	10.3	41.4
	TAMARRI INES	Bourgoin-jallieu	2006	10.0	10.9	9.9	10.6	41.4
36	LAGRANGE EDEN	Bourgoin-jallieu	2006	10.5	9.7	10.5	10.6	41.3
37	BERHAB MARJANE	Lyon 2	2008	9.9	10.8	10.2	10.3	41.2
38	WEICHELDINGER PENELOPE	Savigny	2010	11.1	10.0	9.7	10.2	41.0
39	NICLOU LOUANE	Chaponnay	2010	10.7	10.6	9.8	9.7	40.8
40	LO MONACO LOU	Trets 2	2007	10.8	10.9	10.1	8.9	40.7
	CHATELARD ZOE	St just st rambert	2008	9.9	9.7	10.6	10.5	40.7
42	MONTEREMAND CASSANDRA	Voreppe	2011	10.4	9.7	10.2	10.1	40.4
	TRIJASSE ROMANE	Voreppe	2007	11.1	11.3	8.9	9.1	40.4
	ROUX CHARLOTTE	Lyon 2	2008	10.7	11.1	8.9	9.7	40.4
45	UBELMANN ROMY	Chaponnay	2011	11.1	10.2	9.3	9.6	40.2
46	BONNAUD MAUD	Bourgoin-jallieu	2007	8.5	10.5	10.2	10.8	40.0
47	VERDET CARLA	Lyon 2	2007	9.4	10.8	9.8	9.8	39.8
48	DOLFI KASSIA	Trets 2	2010	9.6	10.9	9.4	9.8	39.7
	COUTTY ROMANE	Lyon	2008	10.4	11.0	9.5	8.8	39.7
50	GHERAIRI BAILLY LILA	Bourgoin-jallieu	2005	9.6	9.0	10.0	11.0	39.6
51	GOFFIN LOUISE	Trets 2	2008	9.9	10.2	9.7	9.3	39.1
	COLLET-BEILLON HONORINE	Irigny	2009	8.9	9.7	9.7	10.8	39.1
53	MOREL CHLOE	Voreppe	2011	10.8	9.4	9.4	9.4	39.0
	PERRIN LOLA	Bourgoin-jallieu	2010	10.3	8.8	9.8	10.1	39.0
55	LOCATELLI NINA	Pont de Beauvoisin	2009	8.6	9.7	9.9	10.7	38.9
	POLONI MAELLE	Chaponnay	2010	9.5	10.3	10.0	9.1	38.9
57	SCHOTS ELYNE	Pont de Beauvoisin	2009	9.6	10.2	8.3	9.9	38.0
58	CARCIONE OCEANE	Voreppe	2010	10.4	6.6	10.5	10.4	37.9
59	VILLEMAGNE INES	Seyssins	2009	9.5	10.2	8.7	9.4	37.8
	TOURNIER MAEVA	Voreppe	2012	9.7	9.9	8.9	9.3	37.8
61	TOSONI NINA	Chaponnay	2007	9.4	9.8	9.2	8.9	37.3
62	ZANINETTI MELINA	Savigny	2010	9.8	9.1	8.3	9.0	36.2
63	BORRONI LEA	Irigny	2006	10.8	5.2	10.0	10.1	36.1
64	MUNOZ CELINE	Chaponnay	2006	9.3	8.0	8.2	9.5	35.0
65	PRIMARD ELOISE	Pont de Beauvoisin	2006	0.0	10.2	10.2	9.2	29.6
66	PERRELLE ROMANE	Savigny	2008	10.5	0.0	9.4	8.6	28.5
67	PIPAZ LANA	Trets 2	2010	0.0	10.6	8.6	8.9	28.1
68	BIESSY CORDILLAT JULIE	Seyssins	2005	0.0	0.0	0.0	0.0	0.0

15. FEMININ NIVEAU2 11-18 ans . SA_DA (individuels)

15.1. Résultats par équipes







	Equipe	Club					Total
1	Gardanne	13--Gardanne	34.5	36.1	36.2	37.3	144.1
2	Irigny	69--Amicale laique irigny	35.5	29.5	34.6	37.7	137.3
3	Villette d Anthon	69--Villette gym	34.3	34.0	29.3	36.5	134.1
4	Riorges	42--Olympique riorges gymnastique	32.2	32.6	33.7	34.9	133.4
5	Trets	13--Gymnastique sportive tretsoise	32.9	31.3	31.0	33.7	128.9

15.2. Résultats individuels







	Gymnaste	Equipe	Annee					Total
1	MICHEL LEANE	Gardanne	2009	12.1	13.6	12.5	12.7	50.9
2	BARATIN MATHILDE	Gardanne	2006	11.3	13.1	11.6	12.9	48.9
3	GOJON EVA	Villette d Anthon	2008	11.3	12.7	10.8	11.6	46.4
4	AGRAIN JULIE	Irigny	2006	12.0	9.5	11.8	12.5	45.8
5	GIULIANI LAURA	Trets	2010	11.2	11.2	9.7	12.4	44.5
6	FESCHE MELYNE	Villette d Anthon	2008	11.8	10.7	9.1	12.7	44.3
7	CARLES FLAVIE	Gardanne	2008	11.1	9.4	12.1	11.4	44.0
8	BOUA NOEMY MARIE	Irigny	2006	11.5	8.4	11.2	12.6	43.7
9	LALARME SOLENE	Irigny	2008	12.0	9.9	9.1	12.6	43.6
	GUITTON ANOUK	Riorges	2009	10.4	9.7	11.0	12.5	43.6
11	BELGHADGI LEA	Gardanne	2005	10.4	8.7	10.9	11.7	41.7
	MERY MILA	Gardanne	2007	9.8	9.1	11.3	11.5	41.7
13	MERY LILOU	Gardanne	2006	10.0	8.9	10.9	11.7	41.5
14	GAYAT VICTORINE	Riorges	2009	10.5	10.0	11.1	9.6	41.2
15	GUILLAUD ELOANE	Trets	2009	11.2	10.5	11.6	7.1	40.4
16	DRICI LINA	Riorges	2010	11.3	5.8	10.6	12.4	40.1
17	BUSSIERE LIV	Villette d Anthon	2007	11.2	8.1	7.9	12.2	39.4
18	VEILLET MAELIS	Trets	2010	10.1	9.6	9.1	10.5	39.3
19	BOST MARYNAIS	Riorges	2010	9.7	9.2	10.0	9.9	38.8
20	BONTE OCEANE	Trets	2010	10.5	8.4	8.3	10.8	38.0
21	DEFEIGNIES LOUNA	Trets	2008	10.2	7.0	9.7	8.0	34.9
22	FLOUX LOANE	Trets	2008	10.2	7.1	7.8	9.4	34.5
23	ELLIOTT KEYLA	Riorges	2010	0.0	12.8	10.6	10.0	33.4
24	MARULAZ AMELIE	Irigny	2006	0.0	10.1	11.6	0.0	21.7
25	AUBRY EMMY	Riorges	2010	0.0	9.8	11.6	0.0	21.4
26	DELIOT CELESTINE	Villette d Anthon	2007	0.0	7.2	9.4	0.0	16.6
27	GATHERON LEINE	Villette d Anthon	2008	0.0	10.6	0.0	0.0	10.6

16. MASCULIN NIVEAU3 11-18 ans . SA_DA (individuels)

16.1. Résultats par équipes





	Equipe	Club							Total
1	St just st rambert	42--Fjep st-just st-rambert	31.6	33.1	33.1	36.1	33.9	26.8	194.6
2	St Genis les Ollières	69--Entente St genoise	33.6	27.5	33.5	36.8	34.5	27.8	193.7
3	Jonage	38--Jonage gymnastique	23.6	15.7	17.9	12.9	19.8	13.7	103.6

16.2. Résultats individuels





	Gymnaste	Equipe	Année							Total
1	PRADIER CORENTIN	St just st rambert	2005	12.4	10.4	12.3	12.9	11.3	11.5	70.8
2	FANTAUZZI THOMAS	Jonage	2007	12.9	10.4	11.9	12.9	12.1	10.5	70.7
3	HUNAUULT NATHAN	St Genis les Ollières	2010	11.7	9.1	12.0	12.3	11.6	11.8	68.5
4	BULLIAT LUTHEREAU FLAVIEN	St Genis les Ollières	2008	12.3	8.9	10.5	12.7	11.8	9.7	65.9
5	GIRIN ESTEBAN	St just st rambert	2009	10.0	11.4	9.9	12.1	11.0	8.7	63.1
6	MEUNIER CÉLESTIN	St Genis les Ollières	2010	9.6	9.5	11.0	11.8	11.1	6.3	59.3
7	DUFFAUX WILLIAM	St just st rambert	2012	9.2	4.4	10.9	11.1	11.6	6.6	53.8
8	GIRIN OLIVAN	St just st rambert	2010	7.4	11.3	7.4	10.9	8.9	6.6	52.5
9	GESQUIERE THOMAS	Jonage	2007	10.7	5.3	6.0	0.0	7.7	0.0	29.7
10	LAPALUS LORIS	Jonage	2006	0.0	0.0	0.0	0.0	0.0	3.2	3.2

17. FEMININ NIVEAU3 7-14 ans . SA_DA (individuels)

17.1. Résultats par équipes

	Equipe	Club					Total
1	Riorges	42--Olympique riorges gymnastique	30.4	29.5	28.2	31.8	119.9

17.2. Résultats individuels







	Gymnaste	Equipe	Annee					Total
1	MEYER ALYSSA	Riorges	2013	10.0	9.8	9.8	11.4	41.0
2	BISSUEL PAULINE	Riorges	2011	10.0	10.4	9.2	10.3	39.9
3	BARTHOLLET LEANE	Riorges	2011	10.2	9.3	8.5	10.1	38.1
4	SARDI MARIE	Riorges	2010	10.2	9.1	9.2	9.5	38.0
5	SOLNON THAIS	Riorges	2012	9.8	0.3	8.1	8.0	26.2
6	JARJAT LANA	Riorges	2011	0.0	0.0	0.0	0.0	0.0

18. MASCULIN NIVEAU4 7-14 ans . SA_DA (individuels)

18.1. Résultats par équipes

	Equipe	Club							Total
--	--------	------	-----------------------------------------------------------------------------------	-----------------------------------------------------------------------------------	------------------------------------------------------------------------------------	-------------------------------------------------------------------------------------	-------------------------------------------------------------------------------------	-------------------------------------------------------------------------------------	-------

18.2. Résultats individuels







	Gymnaste	Equipe	Anne e							Total
1	HOANG DANNY *	Riorges 2 (indiv) (indiv)	2013	11.7	1.4	7.3	10.8	6.9	4.4	42.5

19. MASCULIN NIVEAU4 11-16 ans . SA_DA (C) (individuels)

19.1. Résultats par équipes

	Equipe	Club							Total
--	--------	------	-----------------------------------------------------------------------------------	-----------------------------------------------------------------------------------	------------------------------------------------------------------------------------	-------------------------------------------------------------------------------------	-------------------------------------------------------------------------------------	-------------------------------------------------------------------------------------	-------

19.2. Résultats individuels







	Gymnaste	Equipe	Anne e							Total
1	TOURLOUR GAEL *	Vaugneray 1 (indiv) (indiv)	2008	12.7	0.0	0.0	0.0	0.0	0.0	12.7
2	GUION BAPTISTE *	Brindas	2008	12.2	0.0	0.0	0.0	0.0	0.0	12.2
3	CONSTANT TIMOTHEE *	Riorges 1 (indiv) (indiv)	2010	11.9	0.0	0.0	0.0	0.0	0.0	11.9

20. MASCULIN NIVEAU4 11-16 ans . SA_DA (D) (individuels)

20.1. Résultats par équipes

	Equipe	Club							Total
--	--------	------	-----------------------------------------------------------------------------------	-----------------------------------------------------------------------------------	------------------------------------------------------------------------------------	-------------------------------------------------------------------------------------	-------------------------------------------------------------------------------------	-------------------------------------------------------------------------------------	-------

20.2. Résultats individuels







	Gymnaste	Equipe	Anne e							Total
1	GARNIER MARCEAU *	Riorges 1 (indiv) (indiv)	2012	0.0	0.0	0.0	0.0	12.4	0.0	12.4
2	PEPINOTREMENOS EMILIO *	JONAGE	2007	0.0	0.0	0.0	0.0	12.1	0.0	12.1
3	BERTRAND ROUSLAN *	Riorges 1 (indiv) (indiv)	2008	0.0	0.0	0.0	0.0	11.8	0.0	11.8

21. MASCULIN NIVEAU3 11 + . SA_DA (C) (individuels)

21.1. Résultats par équipes







	Equipe	Club							Total
--	--------	------	-----------------------------------------------------------------------------------	-----------------------------------------------------------------------------------	------------------------------------------------------------------------------------	-------------------------------------------------------------------------------------	-------------------------------------------------------------------------------------	-------------------------------------------------------------------------------------	-------

21.2. Résultats individuels







	Gymnaste	Equipe	Anne e							Total
1	TURC FLORIAN *	Ambérieu en bugey 1 (indiv) (indiv)	2008	0.0	12.4	0.0	0.0	0.0	0.0	12.4
2	VILLETTELLE MATTEO *	Bourg de Thizy 1 (indiv) (indiv)	2004	0.0	12.3	0.0	0.0	0.0	0.0	12.3
3	HARNICHARD ETHAN *	Ambérieu en bugey 1 (indiv) (indiv)	2005	0.0	12.2	0.0	0.0	0.0	0.0	12.2

22. MASCULIN NIVEAU3 11-18 ans . SA_DA (D) (individuels)

22.1. Résultats par équipes

	Equipe	Club							Total
1			0.0	0.0	0.0	0.0	0.0	0.0	0.0

22.2. Résultats individuels







	Gymnaste	Equipe	Anne e							Total
1	PRADIER CORENTIN *	St just st rambert 1 (indiv) (indiv)	2005	0.0	0.0	0.0	0.0	0.0	11.8	11.8
2	FANTAUZZI THOMAS *	JONAGE	2007	0.0	0.0	0.0	0.0	0.0	10.3	10.3
3	TEISSIER LOUIS *	Savigny 1 (indiv) (indiv)	2008	0.0	0.0	0.0	0.0	0.0	10.0	10.0
4	FANTAUZZI THOMAS		2007	0.0	0.0	0.0	0.0	0.0	0.0	0.0
	2 *	JONAGE	0	0.0	0.0	0.0	0.0	0.0	0.0	0.0
	3 *	JONAGE	0	0.0	0.0	0.0	0.0	0.0	0.0	0.0
	4 *	JONAGE	0	0.0	0.0	0.0	0.0	0.0	0.0	0.0
	5 *	JONAGE	0	0.0	0.0	0.0	0.0	0.0	0.0	0.0
	6 *	JONAGE	0	0.0	0.0	0.0	0.0	0.0	0.0	0.0

23. MASCULIN NIVEAU4 11 + . SA_DA (C) (individuels)

23.1. Résultats par équipes

	Equipe	Club							Total
--	--------	------	-----------------------------------------------------------------------------------	-----------------------------------------------------------------------------------	------------------------------------------------------------------------------------	-------------------------------------------------------------------------------------	-------------------------------------------------------------------------------------	-------------------------------------------------------------------------------------	-------

23.2. Résultats individuels







	Gymnaste	Equipe	Anne e							Total
1	GIRY LUCAS *	Tullins 1 (indiv) (indiv)	2000	11.9	0.0	0.0	0.0	11.1	0.0	23.0
2	PICHON THIBAUT *	Tullins 1 (indiv) (indiv)	1999	12.4	0.0	0.0	0.0	0.0	0.0	12.4
	PORTET MATHIS *	Gardanne 1 (indiv) (indiv)	2002	12.4	0.0	0.0	0.0	0.0	0.0	12.4

24. MASCULIN NIVEAU2 11 + . SA_DA (C) (individuels)

24.1. Résultats par équipes

	Equipe	Club							Total
--	--------	------	-----------------------------------------------------------------------------------	-----------------------------------------------------------------------------------	------------------------------------------------------------------------------------	-------------------------------------------------------------------------------------	-------------------------------------------------------------------------------------	-------------------------------------------------------------------------------------	-------

24.2. Résultats individuels







	Gymnaste	Equipe	Anne e							Total
1	LEREDOTTE RAPHAEL *	JONAGE	2001	0.0	0.0	13.2	0.0	0.0	0.0	13.2
2	ROUMANI LORIS *	Gardanne 1 (indiv) (indiv)	2006	0.0	0.0	11.7	0.0	0.0	0.0	11.7
3	MERCIER QUENTIN *	St Genis les Ollières 1 (indiv) (indiv)	1989	0.0	0.0	9.5	0.0	0.0	0.0	9.5

25. MASCULIN NIVEAU2 11 + . SA_DA (D) (individuels)

25.1. Résultats par équipes







	Equipe	Club							Total
--	--------	------	-----------------------------------------------------------------------------------	-----------------------------------------------------------------------------------	------------------------------------------------------------------------------------	-------------------------------------------------------------------------------------	-------------------------------------------------------------------------------------	-------------------------------------------------------------------------------------	-------

25.2. Résultats individuels







	Gymnaste	Equipe	Anne e							Total
1	LEREDOTTE RAPHAEL *	JONAGE	2001	0.0	0.0	0.0	13.8	0.0	0.0	13.8
2	ARGAUD MATTHIEU *	St just st rambert 1 (indiv) (indiv)	2002	0.0	0.0	0.0	13.3	0.0	0.0	13.3
	MONTMARTIN BAPTISTE *	St just st rambert 1 (indiv) (indiv)	2003	0.0	0.0	0.0	13.3	0.0	0.0	13.3
4	MOLINA MATHIS *	Gardanne 1 (indiv) (indiv)	2004	0.0	0.0	0.0	11.8	0.0	0.0	11.8

26. MASCULIN NIVEAU2 11 + . SA_DA (individuels)

26.1. Résultats par équipes

	Equipe	Club							Total
1	St just st rambert	42--Fjep st-just st-rambert	39.2	38.1	38.8	38.2	36.3	34.8	225.4
2	UFOLEP 69	69--Entente St genoise	40.8	32.8	37.6	38.7	36.9	36.2	223.0

26.2. Résultats individuels







	Gymnaste	Equipe	Année							Total
1	LEREDOTTE RAPHAEL	UFOLEP 69	2001	14.1	10.7	13.4	13.5	12.4	13.2	77.3
2	ARGAUD MATTHIEU	St just st rambert	2002	13.7	12.1	12.4	13.3	12.5	12.0	76.0
3	MOUTMARTIN BAPTISTE	St just st rambert	2002	13.2	12.7	13.0	12.3	12.1	11.6	74.9
4	MORELLON PIERRICK	UFOLEP 69	1999	13.8	11.5	12.8	12.7	12.6	11.3	74.7
5	DREVET-NITSCHKE KASPAR	St just st rambert	2004	12.3	13.3	13.0	12.1	11.7	11.2	73.6
6	BUTTY PIERRICK	UFOLEP 69	2002	12.9	10.6	11.3	12.5	11.9	11.7	70.9
7	GIZOLME MARTIN	UFOLEP 69	2002	11.7	10.3	11.4	10.4	10.2	10.7	64.7
8	MERCIER QUENTIN	UFOLEP 69	1989	11.2	9.6	10.6	10.7	10.4	9.1	61.6
9	AURELLE MATHIEU	St just st rambert	1998	12.0	10.4	0.0	12.6	10.8	10.2	56.0
10	BRIGNON MAXIME	St just st rambert	1980	0.0	0.0	12.8	0.0	11.2	0.0	24.0

27. MASCULIN NIVEAU1 11 + . SA_DA (C) (individuels)

27.1. Résultats par équipes

	Equipe	Club							Total
--	--------	------	-----------------------------------------------------------------------------------	-----------------------------------------------------------------------------------	------------------------------------------------------------------------------------	-------------------------------------------------------------------------------------	-------------------------------------------------------------------------------------	-------------------------------------------------------------------------------------	-------

27.2. Résultats individuels







	Gymnaste	Equipe	Anne e							Total
1	DE SIMONE BAPTISTE *	Ambérieu en bugey 1 (indiv) (indiv)	1995	0.0	0.0	0.0	0.0	0.0	0.0	0.0

28. MASCULIN NIVEAU3 11 + . SA_DA (D) (individuels)

28.1. Résultats par équipes

	Equipe	Club							Total
--	--------	------	-----------------------------------------------------------------------------------	-----------------------------------------------------------------------------------	------------------------------------------------------------------------------------	-------------------------------------------------------------------------------------	-------------------------------------------------------------------------------------	-------------------------------------------------------------------------------------	-------

28.2. Résultats individuels







	Gymnaste	Equipe	Anne e							Total
1	FERNANDES CESAR *	ALR	2008	0.0	0.0	0.0	0.0	0.0	12.2	12.2
2	HUNAUULT NATHAN *	St Genis les Ollières 1 (indiv) (indiv)	2010	0.0	0.0	0.0	0.0	0.0	11.8	11.8
3	BERNARD MAXIME *	Ambérieu en bugey 1 (indiv) (indiv)	2004	0.0	0.0	0.0	0.0	0.0	11.6	11.6

29. MASCULIN NIVEAU4 11 + . SA_DA (D) (individuels)

29.1. Résultats par équipes







	Equipe	Club							Total
--	--------	------	-----------------------------------------------------------------------------------	-----------------------------------------------------------------------------------	------------------------------------------------------------------------------------	-------------------------------------------------------------------------------------	-------------------------------------------------------------------------------------	-------------------------------------------------------------------------------------	-------

29.2. Résultats individuels







	Gymnaste	Equipe	Anne e							Total
1	NEUVILLE PIERRE *	BRINDAS	2003	0.0	0.0	0.0	0.0	12.4	0.0	12.4
2	LEMOINE LUCAS *	JONAGE	2006	0.0	0.0	0.0	0.0	12.0	0.0	12.0
3	GIRY LUCAS *	Tullins 1 (indiv) (indiv)	2000	0.0	0.0	0.0	0.0	11.1	0.0	11.1

30. MASCULIN NIVEAU3 11-18 ans . SIMPLE_APPARTENANCE (C) (individuels)

30.1. Résultats par équipes

	Equipe	Club							Total
1	FJEPST JUST ST RAMBERT	FJEP ST JUST ST RAMBERT	0.0	33.5	0.0	0.0	0.0	0.0	33.5





30.2. Résultats individuels

	Gymnaste	Equipe	Anne e							Total
1	PRADIER CORENTIN	FJEPST JUST ST RAMBERT	2005	0.0	11.5	0.0	0.0	0.0	0.0	11.5
2	GIRIN ESTEBAN	FJEPST JUST ST RAMBERT	2009	0.0	11.2	0.0	0.0	0.0	0.0	11.2
3	GIRIN OLIVAN	FJEPST JUST ST RAMBERT	2010	0.0	10.8	0.0	0.0	0.0	0.0	10.8
4	4	FJEPST JUST ST RAMBERT	0	0.0	0.0	0.0	0.0	0.0	0.0	0.0
5		FJEPST JUST ST RAMBERT	0	0.0	0.0	0.0	0.0	0.0	0.0	0.0

Résultats de la compétition
Demi-finales nationales G2
Châteaurenard
11 et 12 mai 2024

1. FEMININ NIVEAU4 11-18 ans . SA_DA (individuels)

1.1. Résultats par équipes

	Equipe	Club					Total
1	St Priest	69--Gymnique association saint priest	31.4	38.5	37.0	34.0	140.9
2	La Ciotat	13--GYM' LA CIOTAT	32.5	36.6	34.8	35.4	139.3
3	Bourgoin-jallieu	38--La Jeune France de Bourgoin-Jallieu	31.4	35.4	36.2	35.8	138.8
4	St Genis les Ollières	69--Entente St genoise	29.7	36.7	36.9	35.1	138.4
5	Amplepuis	69--La fraternelle	31.2	35.1	36.2	33.2	135.7
6	Chateaurenard	13--Indépendante chateaurenard	30.3	35.5	35.4	34.3	135.5
7	Irigny	69--Amicale laique irigny	31.5	35.4	34.0	33.7	134.6
8	Bourg St Maurice	73--Bsm gym bourg st maurice	31.1	34.6	34.6	32.7	133.0
9	Pont de claix	38--Pont de claix amicale gymnique	31.6	33.0	35.1	32.2	131.9
10	Crolles	38--Gym et rythme crolles	30.3	32.3	34.4	33.8	130.8
	Renaison	42--Amicale laique sportive renaison	31.1	33.7	33.2	32.8	130.8
12	Francheville	69--Gym dans'	30.4	33.6	33.3	33.1	130.4
13	Salaise-sur-Sanne	38--Rhodia-Club Gymnastique	28.0	33.2	35.3	32.2	128.7
14	Montelimar	26--Montelimar	29.2	30.5	34.6	34.0	128.3
15	Chaponnay 1	69--Chaponnay gym	28.7	34.9	32.5	28.7	124.8

1.2. Résultats individuels


	Gymnaste	Equipe	Annee					Total
1	CLAIN OCEANE	St Priest	2008	11.0	13.1	12.7	10.8	47.6
2	RAMIREZ KATY	Bourgoin-jallieu	2007	10.7	11.9	12.1	12.3	47.0
3	CECILLON MAINA	Bourgoin-jallieu	2006	10.4	12.2	12.3	11.9	46.8
4	VAQUER AMBRINE	St Genis les Ollières	2006	10.8	11.6	12.3	11.7	46.4
5	RIGHI AMINA	St Priest	2010	10.4	12.6	12.1	11.2	46.3
6	ROBERT LINA	La Ciotat	2009	10.6	12.6	11.0	12.0	46.2
7	RASOARAHONA MIALY	Chateaurenard	2005	10.7	11.9	11.8	11.7	46.1
8	MUSY CLÉMENTINE	Francheville	2006	10.7	11.5	11.3	12.0	45.5
9	BARRUOL ANAIS	La Ciotat	2008	11.1	11.7	11.2	11.4	45.4
10	GILBERT LOUISE	Amplepuis	2009	10.3	11.7	12.1	11.0	45.1
11	FARAUT SALOME	St Priest	2007	8.9	12.6	11.5	12.0	45.0
	BENTOUMI TYCIA	Amplepuis	2010	10.4	12.1	12.0	10.5	45.0
13	ROUSSELOT ONDINE	Pont de claix	2009	10.2	11.8	12.1	10.8	44.9
14	BERTHEZENE DOLORES	Irigny	2006	10.8	12.0	11.1	10.7	44.6
15	BONIN FANNY	St Priest	2009	9.3	12.8	11.7	10.7	44.5
16	GRIFFON EOLE	Irigny	2008	10.2	11.7	10.8	11.7	44.4
	LE BARSE JAM CASSANDRE	Bourg St Maurice	2006	10.1	11.5	11.5	11.3	44.4
	ROCHE EVA	Montelimar	2009	9.3	11.4	12.4	11.3	44.4
	CARISIO MAYA	Bourgoin-jallieu	2008	9.7	11.3	11.8	11.6	44.4
20	CHABAUD LARA	La Ciotat	2011	10.7	11.6	11.0	11.0	44.3
	BOUET JULIETTE	Bourg St Maurice	2007	10.4	11.0	11.8	11.1	44.3
22	GARRIDO MAYA	La Ciotat	2011	9.7	11.2	11.2	12.0	44.1
	CAILLOL MARIANE	Irigny	2008	10.5	11.0	11.3	11.3	44.1
24	RAPUC JULIE	La Ciotat	2006	10.2	12.3	12.4	9.0	43.9

25	SBARRA LILIE	Chateaurenard	2008	10.0	11.3	10.7	11.6	43.6
	SCHIAVAZZI LEANA	Renaison	2006	9.8	10.9	11.8	11.1	43.6
27	BOURDIN LEXANE	Amplepuis	2011	10.5	11.3	12.1	9.6	43.5
	DUPASQUIER MATHILDE	Chateaurenard	2010	8.3	12.3	11.9	11.0	43.5
	DENONFOUX MAÏA	St Genis les Ollières	2008	9.6	11.0	12.0	10.9	43.5
30	ARNAUD CALIE	La Ciotat	2010	10.7	11.6	10.7	10.4	43.4
	ANDROLETY NOEMIE	Pont de claix	2007	11.3	9.6	11.6	10.9	43.4
32	MARTIN NOELINE	Crolles	2007	9.5	11.4	11.1	11.3	43.3
33	SAUNIER SOLENE	Salaise-sur-Sanne	2006	9.4	11.4	11.1	11.2	43.1
34	BOUILLOT AGATHE	Bourgoin-jallieu	2010	10.3	10.0	10.9	11.5	42.7
35	AVIGNON JADE	Salaise-sur-Sanne	2007	10.0	10.9	11.8	9.9	42.6
	SBARRA MANON	Chateaurenard	2008	9.6	10.3	11.7	11.0	42.6
	BOUET CHARLOTTE	Bourg St Maurice	2005	10.2	12.1	10.7	9.6	42.6
38	COISSIEU LISON	St Priest	2006	9.7	12.1	12.2	8.5	42.5
39	DANIEL LEANE	Amplepuis	2006	10.3	10.7	10.7	10.7	42.4
	VAGOGNE MELANIE	Chaponnay 1	2008	9.3	11.1	10.6	11.4	42.4
41	DURIER LUCIE	Renaison	2006	10.1	11.2	10.7	10.3	42.3
42	SAHBANI ALIYA	St Priest	2010	10.0	11.0	10.6	10.5	42.1
	PERRARD PAULINE	Francheville	2009	10.2	11.4	10.7	9.8	42.1
	POUZERAT EVA	Renaison	2005	8.7	11.3	10.7	11.4	42.1
	HAMMARLEBIOD EMY	Montelimar	2006	10.5	8.0	12.5	11.1	42.1
46	DUCLOZ BENMESSAOUD JASMINE	Bourg St Maurice	2007	10.5	10.8	10.4	10.3	42.0
47	SOMMER AMBRE	Pont de claix	2008	10.1	11.1	10.6	10.1	41.9
	FOURNEL LOUISE	St Genis les Ollières	2010	9.3	11.6	9.6	11.4	41.9
49	CRUZILLE ZELIE	Amplepuis	2007	10.1	9.9	10.3	11.5	41.8
	DESMARETZ NAELLE	Montelimar	2008	9.4	11.1	9.7	11.6	41.8
51	DERIGON EDELWEISS	Renaison	2006	11.2	11.2	9.9	9.3	41.6
52	AYEL SYDONIE	Chaponnay 1	2006	9.9	11.9	11.0	8.4	41.2
53	DABIR LOUANE	Pont de claix	2010	9.7	9.1	11.4	10.5	40.7
54	QUIBLIER LAURA	Salaise-sur-Sanne	2007	8.5	10.9	12.4	8.8	40.6
55	PERTHUIS CAPUCINE	Francheville	2008	9.5	9.1	11.3	10.3	40.2
56	SIMON DOMITILLE	Irigny	2007	9.3	11.7	10.2	8.6	39.8
	LIARTE NOEMIE	Salaise-sur-Sanne	2006	8.1	9.5	11.1	11.1	39.8
58	BUISSON ALOISE	Francheville	2006	8.8	10.7	10.3	9.4	39.2
	SORREL TALYA	Pont de claix	2008	9.9	10.1	9.8	9.4	39.2
60	SAUVENEE ASTRID	Renaison	2006	8.4	11.2	10.3	9.2	39.1
61	HERD HANNAH	Irigny	2008	9.1	7.8	11.5	9.4	37.8
62	GUILLOTIN LOLA	Amplepuis	2009	9.8	10.1	10.7	6.9	37.5
	KUENTZ LEONIE	Crolles	2007	10.4	3.9	11.8	11.4	37.5
	MASTROVITI ANDREA	Renaison	2006	9.7	9.6	9.9	8.3	37.5
65	TOILLION LILOU	Francheville	2007	8.5	9.4	10.0	9.4	37.3
66	BRUN ANAE	St Genis les Ollières	2009	0.0	12.5	12.6	12.0	37.1
67	HUMBERT MATHILDE	Chaponnay 1	2008	8.3	9.7	10.6	8.2	36.8
68	LESTRA LISA	Crolles	2008	10.4	5.4	9.3	11.1	36.2
69	THIERRY SHAYNNA	Salaise-sur-Sanne	2006	8.6	7.5	10.7	9.2	36.0
70	GINOUX SYDNEY	Chateaurenard	2009	8.2	7.5	11.7	8.3	35.7
71	DESBIOLLE ANAIS	Crolles	2006	8.3	7.3	9.1	9.0	33.7
72	LYON MILA	Chaponnay 1	2008	9.5	5.0	10.0	8.8	33.3
73	GUIRAO LOLA	Crolles	2008	0.0	10.2	11.5	9.8	31.5
	QUINN RUBI	Bourg St Maurice	2009	10.0	0.0	11.3	10.2	31.5
75	FAYARD CLEMENCE	Chaponnay 1	2008	0.0	11.9	10.9	8.5	31.3
76	GASSAB EMMA	Irigny	2009	8.5	0.0	11.2	9.8	29.5
77	DELBARRE ELÉONORE	Francheville	2010	0.0	8.0	9.8	10.8	28.6
78	BRIZARD ANAIS	St Genis les Ollières	2009	0.0	8.8	9.9	9.4	28.1
79	LOUVEL MAYLIS	St Genis les Ollières	2007	0.0	12.6	11.9	0.0	24.5
80	SCHRIQUI CAMILLE	Crolles	2006	0.0	10.7	0.0	0.0	10.7





81	RENAULT NAIS	Chateaurenard	2009	0.0	10.3	0.0	0.0	10.3
82		Salaise-sur-Sanne	0	0.0	0.0	0.0	0.0	0.0
	POURCHI ROMANE	Pont de claix	2006	0.0	0.0	0.0	0.0	0.0
	JULIA ELOISE	Chaponnay 1	2008	0.0	0.0	0.0	0.0	0.0
		Bourg St Maurice	0	0.0	0.0	0.0	0.0	0.0
	MORIN LOLA	Montelimar	2008	0.0	0.0	0.0	0.0	0.0
	OLIVIER-MARTIN EVE	Montelimar	2010	0.0	0.0	0.0	0.0	0.0
	SODERHOLM GABRIELLA	Montelimar	2009	0.0	0.0	0.0	0.0	0.0
	MANON JEANNE	Bourgoin-jallieu	2010	0.0	0.0	0.0	0.0	0.0
	SERVEL KIARA	Bourgoin-jallieu	2008	0.0	0.0	0.0	0.0	0.0

2. FEMININ NIVEAU5 11-18 ans . SA_DA (individuels)

2.1. Résultats par équipes

	Equipe	Club					Total
1	St just st rambert	42--Fjep st-just st-rambert	42.2	46.5	43.8	42.3	174.8
2	Pont de Beauvoisin 2	38--La Sentinelle	41.3	44.6	43.9	44.4	174.2
3	Montelimar	26--Montelimar	41.0	43.1	41.7	43.5	169.3
4	Gerland Mouche	69--A. L. gerland mouche	40.3	43.6	43.7	41.5	169.1
5	Vaulx en velin	69--Indépendante de Vaulx en Velin	40.3	42.1	42.4	44.1	168.9
6	St Rambert d Albon 2	26--ASCR Gym	41.3	42.5	41.4	42.6	167.8
7	Voreppe	38--la vaillante de voreppe	41.0	40.9	41.2	43.8	166.9
8	Saint laurent du var	6--Stade Laurentin Gymnastique	40.8	40.5	40.6	42.3	164.2
9	Oullins	69--Patron.laique oullins	39.4	40.5	41.6	41.6	163.1
10	Trets	13--Gymnastique sportive tretsoise	39.4	41.6	40.6	39.7	161.3
11	Francheville	69--Gym dans'	38.6	39.6	41.8	40.8	160.8
12	Meyzieu	69--Meyzieu Gym	39.0	42.0	40.3	39.1	160.4

2.2. Résultats individuels

	Gymnaste	Equipe	Annee					Total
1	PRADIER GONNET YSALIS	St just st rambert	2008	10.5	12.0	11.0	10.9	44.4
	VINCENT ELSA	Pont de Beauvoisin 2	2011	10.5	11.3	11.5	11.1	44.4
3	ZAMNI YASMINE	Saint laurent du var	2011	10.8	11.3	10.6	11.1	43.8
4	CHARLOT ANDREA	Montelimar	2006	10.1	11.2	11.0	11.1	43.4
5	SAUVE HELOISE	St just st rambert	2006	10.2	11.3	10.9	10.9	43.3
	ARNAUD SHARLEEN	Pont de Beauvoisin 2	2006	9.9	11.9	11.1	10.4	43.3
7	DUPORT CHLOE	St just st rambert	2007	10.5	11.4	11.1	10.1	43.1
8	GALLIEN ROMANE	Pont de Beauvoisin 2	2007	10.3	10.5	11.1	11.1	43.0
9	BREUIL LISA	St just st rambert	2007	10.0	11.7	10.8	10.4	42.9
10	SANTOS LEANE	Gerland Mouche	2006	10.1	10.6	11.3	10.8	42.8
	FERRARO ELAIS	Montelimar	2008	10.7	10.8	10.1	11.2	42.8
12	NAAMANI INES	Vaulx en velin	2007	10.0	10.4	10.9	11.4	42.7
13	JAMMES CHARLINE	St just st rambert	2008	10.8	11.1	10.8	9.9	42.6
14	OCHIER GUSTIN ROMANE	St Rambert d Albon 2	2012	10.6	10.9	10.2	10.7	42.4
	MOTIKIAN EVA	Oullins	2005	10.2	11.2	10.3	10.7	42.4
16	DAVID CARLA	Gerland Mouche	2005	10.3	11.1	11.0	9.9	42.3
	GARNIER ANAIS	Gerland Mouche	2006	9.9	11.8	10.6	10.0	42.3
18	CANTE STELLA	Vaulx en velin	2009	10.1	11.1	9.4	11.6	42.2
19	BRUNE LARA	Oullins	2008	10.0	10.3	11.0	10.6	41.9
20	BERREHOUC ISIS	St Rambert d Albon 2	2007	10.1	10.4	10.3	11.0	41.8
21	SEPTONPROTANO LAURA	Trets	2008	9.5	11.0	10.6	10.6	41.7
	FERRARO TAMSIN	Montelimar	2010	10.0	10.0	10.9	10.8	41.7
23	FAYSSE CLOTILDE	Francheville	2007	9.4	11.5	10.3	10.4	41.6
	DURIAVIG JULIE	Voreppe	2006	10.4	9.7	10.5	11.0	41.6
	CHAIA JENNA	Meyzieu	2007	10.0	11.2	10.5	9.9	41.6
	HOUCHE JENNA	Vaulx en velin	2011	10.0	10.5	11.0	10.1	41.6





27	MILIANI LILIA	Gerland Mouche	2008	10.0	10.1	10.8	10.6	41.5
28	GOUJON JOANIE	St just st rambert	2009	10.4	11.4	10.1	9.4	41.3
	SALETES LEILA	Voreppe	2008	10.3	10.5	9.6	10.9	41.3
	THOLLET ARWEN	Montelimar	2008	10.2	11.1	9.6	10.4	41.3
31	VESSILLER CRYSTAL	St Rambert d Albon 2	2008	9.8	10.5	10.4	10.3	41.0
	SCIBETTA MARYNE	Pont de Beauvoisin 2	2009	9.7	9.8	10.2	11.3	41.0
33	DOUANNE MAGGIE	Pont de Beauvoisin 2	2011	10.6	9.5	9.9	10.9	40.9
	RICHARD AMELIE	Meyzieu	2007	9.9	10.5	10.4	10.1	40.9
	HOUCHE MANEL	Vaulx en velin	2007	9.9	9.9	10.5	10.6	40.9
	POLIZZI-ASTOUX ZOÉ	Saint laurent du var	2011	10.1	10.3	9.9	10.6	40.9
37	PAVIET THEA	Pont de Beauvoisin 2	2006	9.7	10.9	9.4	10.7	40.7
38	DURAND GAELLE	Voreppe	2009	10.3	9.9	10.9	9.4	40.5
39	ION MAYA	Vaulx en velin	2011	10.2	9.6	10.0	10.4	40.2
40	DEMEUDE ESTHER	Francheville	2007	9.9	9.5	10.3	10.4	40.1
	CASSAO LINE	Voreppe	2010	10.0	8.6	10.2	11.3	40.1
42	MORENO JENNA	Trets	2010	10.0	9.9	9.8	10.3	40.0
	SOLZE MANON	Oullins	2011	10.5	9.7	9.9	9.9	40.0
44	RYCKEBUSCH MARIE GAELLE	Voreppe	2009	9.7	9.6	9.6	10.6	39.5
	VINET AURORE	Saint laurent du var	2009	9.9	9.2	10.1	10.3	39.5
46	CORRADI DUFRENE CLÉLIA	Saint laurent du var	2005	10.0	9.3	9.8	10.3	39.4
47	CORNELIO CARLA	Trets	2007	10.1	9.0	11.0	9.0	39.1
	MARCELINO ANAELLE	Meyzieu	2006	9.7	10.3	8.9	10.2	39.1
	PONCET LALY	Vaulx en velin	2005	9.7	10.1	8.8	10.5	39.1
50	PIERRE MARINE	Francheville	2008	9.3	8.6	11.1	10.0	39.0
	BARWICKI CLEMENCE	St Rambert d Albon 2	2008	9.4	10.7	10.5	8.4	39.0
52	COURAGE LOU	St Rambert d Albon 2	2011	10.8	9.4	8.8	9.8	38.8
53	DEROIN ALIX	Montelimar	2009	9.4	9.4	9.7	10.2	38.7
54	KEDIDA SELMA	Meyzieu	2007	9.4	10.0	10.5	8.7	38.6
55	MATHLOUTHI DIANA	Trets	2006	9.8	10.1	9.2	9.2	38.3
56	VALERO LOLA	Gerland Mouche	2006	8.4	9.4	10.1	10.1	38.0
57	NAVIZET EMMY	Voreppe	2010	9.6	10.8	7.0	10.5	37.9
58	PARNET NOEMIE	Francheville	2005	10.0	9.2	9.4	9.2	37.8
59	BIALET MAE	Trets	2007	8.4	10.6	9.1	9.6	37.7
60	ROCHE ELYSSA	Francheville	2009	9.0	9.2	9.1	10.0	37.3
61	BERREHOUC LILOU	St Rambert d Albon 2	2007	8.9	10.4	7.1	10.6	37.0
62	QUERE JULIETTE	Oullins	2008	8.7	7.7	10.1	10.1	36.6
63	TABARRACCI OLIVIA	Trets	2009	9.4	8.2	9.1	9.2	35.9
64	BOUANANI DOUNIA	Meyzieu	2006	9.1	8.2	8.7	8.5	34.5
65	MARZE AGLAÉ	Gerland Mouche	2006	8.7	6.0	9.5	9.9	34.1
66	BENAMRANE SEFFANA	Meyzieu	2005	9.1	7.6	8.4	8.9	34.0
67	MOTIKIAN LEANE	Oullins	2009	0.0	9.3	10.2	10.2	29.7
68	VALLET VICTORIA	Francheville	2009	0.0	9.4	10.1	9.2	28.7
69	GARDIN LIA	Saint laurent du var	2011	-0.65	9.6	10.0	9.1	28.0
70	PACCOUD EMMA	Saint laurent du var	2011	9.5	0.0	7.9	9.4	26.8

3. FEMININ NIVEAU4 11 + . SA_DA (individuels)

3.1. Résultats par équipes

	Equipe	Club					Total
1	St laurent du pont	38--La Cartusienne	32.1	38.4	35.4	36.0	141.9
2	St just st rambert	42--Fjep st-just st-rambert	34.2	38.4	35.3	33.5	141.4
3	Roanne	42--Amicale laïque de jeunes filles de roanne	32.6	36.8	36.2	34.9	140.5
4	La tour du pin	38--L'alerte gymnastique la tour du pin	31.1	38.8	36.3	33.3	139.5
5	Marcy charbonnières	69--Gymnastique Marcy Charbonnières (GMC)	32.5	37.1	34.4	35.4	139.4
6	Jonage	38--Jonage gymnastique	31.3	37.5	34.9	34.7	138.4
7	Loriol	26--Groupe omnisports loriolais (gol)	31.7	36.0	34.7	34.8	137.2
8	Trets	13--Gymnastique sportive tretsoise	30.5	36.0	36.0	33.1	135.6
9	Bron	69--Amicale Laïque de Bron	30.9	34.8	33.7	33.4	132.8
10	St Rambert d Albon	26--ASCR Gym	31.0	34.7	32.8	32.6	131.1
11	Pierre Bénite	69--Patronage laïque de Pierre Bénite	30.0	35.1	33.7	31.1	129.9
12	Le chambon feugerolle	42--La liberte le chambon feugerolle	28.3	33.3	32.8	30.1	124.5


3.2. Résultats individuels

	Gymnaste	Equipe	Annee					Total
1	BRUYERE EMMA	Roanne	2005	11.9	13.1	12.2	11.7	48.9
2	SALOMON MAEVANE	St laurent du pont	2007	11.1	12.6	12.7	11.9	48.3
3	LACAND CELINE	St just st rambert	1991	12.3	12.7	11.9	11.0	47.9
4	FRAISSE LUCIE	St just st rambert	2004	11.5	12.9	11.6	11.6	47.6
	BLANC LORAIN	Jonage	1999	10.7	12.7	11.9	12.3	47.6
6	BORDILLON MAELLE	Marcy charbonnières	2005	10.5	13.0	11.2	12.6	47.3
7	VICHERD CANDICE	La tour du pin	1998	9.6	13.2	12.3	11.6	46.7
	MAZABRARD JULIE	St laurent du pont	1999	10.7	13.0	11.1	11.9	46.7
9	D'ALESSANDRO ELSA	Marcy charbonnières	2001	11.0	12.5	11.7	11.2	46.4
10	GRANDJEAN KARINA	Trets	2001	10.3	12.8	12.1	10.9	46.1
11	COLOMBET ELSA	St just st rambert	2005	10.4	12.8	11.8	10.9	45.9
	UNY LOUANE	Loriol	2004	10.3	12.3	11.9	11.4	45.9
	CHARVET LOANE	St laurent du pont	2003	10.1	12.8	10.8	12.2	45.9
14	DE PARSCAU VICTOIRE	La tour du pin	2002	10.4	13.1	12.1	10.2	45.8
15	ESPINAL PAOLA	Jonage	2010	10.1	13.3	11.8	10.5	45.7
16	BEYNEL CLARA	Roanne	2005	10.4	12.0	12.3	10.9	45.6
	BISSUEL MARION	Roanne	2008	10.3	11.7	11.6	12.0	45.6
18	DANJOUX MELOE	La tour du pin	2006	10.1	12.5	11.8	11.1	45.5
	BARBIERE CAROLE	Bron	1998	10.3	12.6	11.7	10.9	45.5
20	MOCZYGEBA CONSTANCE	Marcy charbonnières	2006	10.8	11.6	11.4	11.6	45.4
	RIBAILLIER CHARLOTTE	Pierre Bénite	2007	10.2	12.9	11.3	11.0	45.4
22	BLACHIER CELINA	Loriol	2002	10.3	11.0	11.8	12.2	45.3
23	GRANDJEAN GABRIELLE	Jonage	2000	10.4	11.2	11.2	11.7	44.5
	MARTINEZ MARION	Bron	2005	10.3	11.3	11.4	11.5	44.5



25	DELAROCHE AMANDINE	Trets	1999	10.3	11.7	11.2	11.1	44.3
26	DA SILVA INÈS	St Rambert d Albon	2006	10.7	11.7	11.5	10.3	44.2
27	DONAZZOLO LAURA	Marcy charbonnières	2001	10.7	11.5	11.3	10.6	44.1
28	VAUDAIN ELENA	St Rambert d Albon	2008	10.2	11.3	10.8	11.0	43.3
29	BENMAKHOLOUF JADE	Loriol	2004	11.0	11.5	9.2	11.2	42.9
30	FERREIRA MELANIE	Jonage	2006	10.2	11.0	11.0	10.4	42.6
31	TRAYNARD TIFANY	St Rambert d Albon	2005	9.9	11.0	10.5	11.0	42.4
	CUGNO JULIE	Jonage	2005	9.3	11.5	10.9	10.7	42.4
33	MICHEL MARGO	Loriol	2004	10.4	11.2	10.4	10.2	42.2
	SOUGEY LYLOU	St laurent du pont	2007	10.3	10.0	11.6	10.3	42.2
35	OU DICH AMELLE MARIE	Le chambon feugerolle	2007	9.1	11.0	11.1	10.6	41.8
36	CHOMIER ELSA	Pierre Bénite	2006	9.0	11.3	11.2	10.2	41.7
	VATORE LOANE	Roanne	2006	9.8	11.4	11.7	8.8	41.7
	RUELLE JULIETTE	St laurent du pont	2008	9.9	9.6	11.0	11.2	41.7
39	HERRMANN ALICE	Trets	2005	9.7	11.5	10.6	9.8	41.6
40	BREDUILLIEARD MAELLE	Loriol	2009	10.2	12.2	11.0	8.0	41.4
41	WECKSTEEN CLARA	Roanne	2005	9.7	11.4	10.7	9.5	41.3
42	HEYRAUD ANGELE	Le chambon feugerolle	2006	9.6	10.3	11.7	9.4	41.0
43	JOUAUX LOLA	St Rambert d Albon	2008	9.9	11.7	8.7	10.6	40.9
44	BRENIER ANGELINE	Bron	2005	9.7	10.9	9.7	10.4	40.7
45	KRASS LISA	La tour du pin	2006	10.3	11.3	9.1	9.8	40.5
46	MOKHEFI AURELIE	Pierre Bénite	2005	9.8	10.9	11.2	8.5	40.4
	ROSTAING LYNNE	La tour du pin	2008	10.0	7.9	11.9	10.6	40.4
48	BERGER MELANIE	Le chambon feugerolle	2000	9.2	11.8	10.0	9.0	40.0
49	EPALLE ENOLA	Le chambon feugerolle	2002	9.5	10.5	9.8	10.1	39.9
50	LAGARDE JANIS	Trets	2007	9.1	9.9	12.7	8.1	39.8
	FERREIRO CLARA	La tour du pin	2006	10.4	10.1	9.5	9.8	39.8
52	BERRY ESTELLE	Pierre Bénite	2002	10.0	10.9	8.9	9.9	39.7
53	GUIRAUD STELLA	Trets	2007	9.9	7.5	10.3	11.1	38.8
54	SAUBIN LOLA	Bron	2008	10.1	6.9	10.6	11.0	38.6
55	JANIN EVELYNE	Trets	2005	9.9	6.6	11.2	9.8	37.5
56	ROUMEAS MARION	St Rambert d Albon	1989	9.5	8.9	8.9	9.8	37.1
57	RUFFEL NINON	Pierre Bénite	2008	9.1	10.7	10.2	6.7	36.7
58	MOKHEFI ELODIE	Pierre Bénite	2010	9.2	9.8	10.2	7.2	36.4
59	TOUATI MAËLYS	St Rambert d Albon	2008	10.1	6.6	8.4	10.5	35.6
60	RIOTTOT JULIE	Bron	1999	9.8	9.0	8.6	7.5	34.9
61	CHASSIGNOL ELOISE	Roanne	2000	0.0	11.1	11.1	11.2	33.4
62	BOURRAT JULIE	St just st rambert	2003	10.0	12.4	10.9	0.0	33.3
63	GOUL JOHANNA	St just st rambert	1983	9.4	11.8	11.3	0.0	32.5
64	MARTINEZ HELOISE	Bron	1999	10.3	0.0	0.0	8.8	19.1
65	FARRUGIA LÉONIE	Marcy charbonnières	2007	0.0	0.0	0.0	0.0	0.0
		Marcy charbonnières	0	0.0	0.0	0.0	0.0	0.0
	FERREIRA LOUNA	St just st rambert	2006	0.0	0.0	0.0	0.0	0.0
	GUERREIRO CARLA INES	Loriol	2001	0.0	0.0	0.0	0.0	0.0
	LARGENTON LYLOU	Jonage	2008	0.0	0.0	0.0	0.0	0.0
	FERREIRA LOUANE	Le chambon feugerolle	2004	0.0	0.0	0.0	0.0	0.0
	ZUMMO EMMA	Le chambon feugerolle	2006	0.0	0.0	0.0	0.0	0.0
	DUCHEMIN MAILYS	St laurent du pont	2008	0.0	0.0	0.0	0.0	0.0

4. FEMININ NIVEAU5 11-15 ans . SA_DA (individuels)

4.1. Résultats par équipes

	Equipe	Club					Total
1	Loriol	26--Groupe omnisports loriolais (gol)	41.1	45.9	44.3	44.9	176.2
2	Aubagne Gym	13--Aubagne gym	40.2	42.0	44.2	43.2	169.6
3	Savigny	69--A.s.c.savigny	42.8	45.1	38.4	43.1	169.4
4	L'isle d'abeau	38--LA GYM DABEAU	40.8	43.1	40.4	44.5	168.8
5	Boen AL	42--Amicale laïque de Boën	40.7	45.9	41.1	40.8	168.5
6	Crolles	38--Gym et rythme crolles	42.2	43.8	38.8	39.8	164.6
7	Bron	69--Amicale Laïque de Bron	40.9	42.4	40.4	39.4	163.1
	Brindas	69--A.s.brindas	42.0	41.5	37.6	42.0	163.1
9	Crest	26--Us crétoise gymnastique	39.4	43.2	39.9	39.8	162.3
10	Meylan	38--Aspa meylan	39.3	36.3	35.7	39.5	150.8





4.2. Résultats individuels

	Gymnaste	Equipe	Annee					Total
1	GRASSET NALIE	Loriol	2011	10.7	10.8	11.4	11.5	44.4
2	MANCEAUX LEINA	Loriol	2012	10.0	11.3	10.9	11.3	43.5
	MERLE ANAIS	Loriol	2008	9.7	11.9	10.7	11.2	43.5
	NICOLAS EMMA	Brindas	2010	11.4	11.1	10.3	10.7	43.5
5	ALOUSQUE DUDOUET NAELLE	Savigny	2009	10.7	11.5	10.5	10.5	43.2
6	LOMBARD LOUNA	Aubagne Gym	2010	9.9	11.6	10.6	10.9	43.0
7	NGOAGOUNI FOURNIER MIA	L'isle d'abeau	2011	9.9	11.2	10.5	11.3	42.9
8	DELAUCHE PALOMA	Boen AL	2008	10.7	11.0	10.9	10.1	42.7
9	BERTHOD LOLA	Savigny	2009	11.4	10.4	9.8	11.0	42.6
	TATY LOUEMBET KETHIA	L'isle d'abeau	2008	10.7	10.9	9.6	11.4	42.6
11	SALEIX MONNOURY LOLA	Loriol	2012	10.7	11.6	9.3	10.9	42.5
12	LECROART MILA	Savigny	2010	10.3	11.6	9.6	10.8	42.3
13	GUIGNON MYA	Loriol	2010	9.2	11.1	11.3	10.5	42.1
	BRIAT-MULLER MANON	Crest	2009	9.9	11.6	9.8	10.8	42.1
15	GOUTILLE FLAVIE	Boen AL	2012	10.0	11.8	10.3	9.9	42.0
16	TIMONER ELISA	Crolles	2011	10.9	11.1	9.8	10.1	41.9
17	PUJOL TINA	Crolles	2010	10.1	11.3	10.2	10.2	41.8
18	AUDIBERT GIULIA	Aubagne Gym	2008	10.4	10.0	10.6	10.6	41.6
19	MERGER-STEINMETZ ALICE	Bron	2011	10.7	9.9	11.1	9.8	41.5
	SERRANO-MC WILLIAMS CHLOÉ	Bron	2011	10.4	11.1	10.1	9.9	41.5
21	ROELANDT ADELE	Aubagne Gym	2008	10.0	9.2	11.2	11.0	41.4
22	RAT ZOE	Savigny	2008	10.4	11.6	8.5	10.8	41.3
23	BENATRU GUIDO NOEMIE	Boen AL	2010	9.7	10.8	10.1	10.6	41.2
	SORIA CLARA	Boen AL	2009	9.8	11.8	9.8	9.8	41.2
	ANNESTAY IRIS	Crest	2010	10.2	11.0	10.2	9.8	41.2
26	FAURIE MARGAUX	Meylan	2011	10.3	10.2	10.1	10.5	41.1
	NOEL CORALIE	L'isle d'abeau	2008	10.0	11.0	10.0	10.1	41.1

28	THIERY ELISA	Crolles	2011	10.8	11.4	9.1	9.7	41.0
29	GRILLY ORANE	Boen AL	2010	10.1	11.3	9.3	10.2	40.9
30	CHIQUET LAURANNE	Meylan	2010	9.2	10.7	10.3	10.2	40.4
31	FRANCOIS DIANE	Brindas	2011	10.2	10.5	8.2	11.1	40.0
	TATY LOUEMBET KERENE	L'isle d'abeau	2012	9.5	9.9	9.9	10.7	40.0
33	GARCIA LINA	Crolles	2011	10.4	10.0	9.6	9.7	39.7
34	MOUSSON CHLOE	Bron	2011	10.6	10.5	8.3	10.2	39.6
35	ARCHINARD RUBIE	Crest	2009	9.9	10.6	9.2	9.8	39.5
36	BERTHILLOT LOUANE	Bron	2009	9.1	10.9	9.9	9.5	39.4
37	OUCHANE TASNIM	L'isle d'abeau	2009	10.2	8.8	10.0	10.3	39.3
38	JEANNOT CAPUCINE	Brindas	2009	10.4	11.0	9.0	8.8	39.2
	MARTINS NAELYA	L'isle d'abeau	2009	9.8	10.0	8.3	11.1	39.2
40	BENADDA MYRIAM	Aubagne Gym	2011	9.9	10.2	9.4	9.3	38.8
41	MONTAGNON ELINA	Boen AL	2008	9.9	9.6	9.0	9.8	38.3
	SILVESTRE CHARLOTTE	Meylan	2011	10.1	9.1	8.5	10.6	38.3
	FAURE LILY	Crest	2009	9.4	10.0	9.5	9.4	38.3
44	MARZIN NORAH	Bron	2009	9.2	9.8	9.3	9.3	37.6
45	BOREL LEANE	Crolles	2010	9.2	9.8	9.2	9.1	37.3
46	LESIEUR ROMY	Brindas	2009	9.8	8.9	8.8	9.6	37.1
	PICOT CAPUCINE	Brindas	2010	10.0	7.0	9.5	10.6	37.1
48	MAROTTE JUSTINE	Savigny	2008	9.3	8.7	8.1	10.4	36.5
49	PAIXAO MAEE	Crest	2009	7.7	9.2	10.4	7.8	35.1
50	ILLE CLEA	Aubagne Gym	2009	0.0	10.2	11.8	10.7	32.7
51	COUTTON CAMILLE	Meylan	2011	9.7	6.3	6.8	8.2	31.0
52	CONCHE CAMILLE	Crolles	2011	0.0	9.2	8.9	9.8	27.9
53	CHARRE KENZICE	Loriol	2012	0.0	10.7	8.7	0.0	19.4
54	CLEMENT GARANCE	Meylan	2011	0.0	0.0	0.0	0.0	0.0
	PETETIN LALLY	Meylan	2011	0.0	0.0	0.0	0.0	0.0
	CASCALES LOLA	Bron	2008	0.0	0.0	0.0	0.0	0.0
	LA CASA DEBORAH	Aubagne Gym	2011	0.0	0.0	0.0	0.0	0.0
	DE GASPERIS LUCIE	Brindas	2009	0.0	0.0	0.0	0.0	0.0

5. FEMININ NIVEAU6 11-15 ans . SA_DA (B) (individuels)

5.1. Résultats par équipes

	Equipe	Club					Total
1	Bourgoin-jallieu	38--La Jeune France de Bourgoin-Jallieu	42.1	43.0	42.3	45.1	172.5
2	St Martin d hères	38--ESSM GYMNASTIQUE	40.2	45.3	42.7	44.2	172.4
3	Boen AL 2	42--Amicale laiue de Boën	41.0	45.7	42.1	42.8	171.6
4	Nivollas vermelle	38--Espoir gymnique de Nivolas Vermelle	40.3	44.5	43.4	43.0	171.2
5	Bourg St Maurice 2	73--Bsm gym bourg st maurice	39.4	45.4	43.0	42.5	170.3
6	Chateaurenard	13--Indépendante chateaurenard	40.5	44.0	42.2	41.4	168.1
7	La Ciotat	13--GYM' LA CIOTAT	39.2	42.1	41.9	43.4	166.6
8	Bron	69--Amicale Laique de Bron	40.2	43.3	39.9	42.3	165.7
9	Vaugneray	69--Union sportive de l'ouest lyonnais	40.2	43.7	39.8	41.7	165.4
10	Chaponnay 2	69--Chaponnay gym	38.9	43.5	39.1	41.0	162.5
11	Boen AL 1	42--Amicale laiue de Boën	36.6	42.0	41.1	42.4	162.1
12	Pont de Beauvoisin	38--La Sentinelle	38.5	43.0	38.4	41.2	161.1
13	Irigny	69--Amicale laiue irigny	39.7	41.6	39.1	40.5	160.9
14	Pont de claix 2	38--Pont de claix amicale gymnique	40.0	39.1	37.5	40.2	156.8
15	Le coteau	42--Vigilante le coteau	33.6	41.5	39.4	40.1	154.6
16	Charlieu	42--ALC GYM	33.7	37.7	40.2	39.4	151.0

5.2. Résultats individuels

	Gymnaste	Equipe	Annee					Total
1	CAPELLE SHANNA	Bourgoin-jallieu	2012	11.0	11.5	11.0	11.3	44.8
2	DE SOUSA HERMENEGILDO ROSE	Bourgoin-jallieu	2011	11.0	10.9	11.1	11.3	44.3
3	BONNET EMELINE	Vaugneray	2009	10.2	11.4	11.0	11.2	43.8
4	JOANNES JUSTINE	Nivollas vermelle	2011	10.1	11.6	11.3	10.7	43.7
5	SIMON LOLA	Boen AL 2	2010	9.2	11.9	11.5	11.0	43.6
	DUNDO NERIKA	St Martin d hères	2011	9.9	11.6	10.9	11.2	43.6
7	BUISSON ANAIA	St Martin d hères	2008	9.6	11.0	11.3	11.1	43.0
8	GINET THIMEA	Bourg St Maurice 2	2009	9.6	11.1	11.2	10.7	42.6
9	BONNET CHLOÉ	Vaugneray	2011	10.5	10.5	10.4	11.1	42.5
10	REFFET ZELIE	La Ciotat	2011	10.7	10.5	10.5	10.7	42.4
	LUCIANI RIPETTI LOUISE	Chateaurenard	2012	10.4	11.2	9.9	10.9	42.4
12	DIMITROFF LOLA	Nivollas vermelle	2010	10.7	10.9	10.1	10.6	42.3
13	SIMON CHAUTEMPS VALENTINE	Bourg St Maurice 2	2008	10.3	11.7	10.5	9.7	42.2
14	JOANDEL LEA	Boen AL 2	2012	9.9	11.1	10.2	10.8	42.0
	LAQUERRIERE LOUNA	Nivollas vermelle	2010	9.2	11.2	10.8	10.8	42.0
16	LAHITTE ROMANE	La Ciotat	2009	9.6	11.0	10.8	10.5	41.9
	DELORME JUNE	Vaugneray	2012	10.3	11.0	9.2	11.4	41.9
18	BORDES CALI	Chateaurenard	2011	10.2	11.5	10.4	9.7	41.8

	ROCH YUMI	Bourg St Maurice 2	2012	9.9	11.3	10.2	10.4	41.8
20	DOS SANTOS SOLINE	Boen AL 2	2010	9.6	11.5	10.4	10.2	41.7
21	JOANDEL MANON	Boen AL 1	2009	9.8	10.2	10.4	11.0	41.4
	PARET ZOE	Boen AL 2	2012	10.8	9.8	10.0	10.8	41.4
23	PETITO ALICIA	Irigny	2010	9.8	11.4	10.1	10.0	41.3
	HERVY TESSA	Le coteau	2009	9.1	11.1	10.4	10.7	41.3
25	GUILLAUD JARGOT ANDREA	Pont de Beauvoisin	2011	10.3	10.5	9.7	10.7	41.2
26	GOMEZ LILYA	Pont de claix 2	2012	10.6	10.5	9.9	10.1	41.1
27	MOULIN LOUISON	Boen AL 2	2011	10.7	10.8	9.4	10.1	41.0
	ARROUDJ LINA	Bron	2010	9.5	10.5	10.2	10.8	41.0
	MONTAGARD CHLOE	Chateaurenard	2010	8.8	11.2	10.8	10.2	41.0
	GRANGE ALICIA	Nivollas vermelle	2010	9.9	9.9	10.5	10.7	41.0
	VERDET CLARA	Pont de Beauvoisin	2012	9.5	10.7	10.3	10.5	41.0
32	PARET LISA	Boen AL 1	2009	8.9	10.8	10.5	10.7	40.9
	CHEKAT DAYLIA	St Martin d hères	2011	9.8	11.4	9.1	10.6	40.9
	DE TULLIO MELINA	St Martin d hères	2011	10.9	8.3	10.6	11.1	40.9
35	MAILLEZ PAILLET LENA	Chaponnay 2	2011	10.2	10.6	9.6	10.4	40.8
36	RIPERT ELISA	Irigny	2012	10.4	10.2	9.4	10.7	40.7
	WATSON LILY	Bron	2011	9.4	10.5	10.1	10.7	40.7
	MOURY ELISE	Bourgoin-jallieu	2012	10.2	10.5	9.7	10.3	40.7
39	MARQUAND LIA	La Ciotat	2008	8.9	10.2	10.8	10.7	40.6
	MAURAN MAELYS	Bourgoin-jallieu	2012	9.0	10.1	10.5	11.0	40.6
41	GHOZALI ASSIA	Bron	2012	9.5	11.0	10.0	9.8	40.3
	GIRARD LOUISE	Bron	2011	9.4	11.3	9.6	10.0	40.3
43	TARIT MARINE	Boen AL 1	2008	8.3	11.4	10.2	10.3	40.2
	HAMMADI LINA	St Martin d hères	2011	9.5	11.3	8.6	10.8	40.2
	PAVIET JADE	Pont de Beauvoisin	2010	9.2	11.5	9.3	10.2	40.2
46	MASCILONGO JULIE	Chaponnay 2	2011	10.0	10.9	9.2	9.9	40.0
47	CAMUZET ALIX	Bron	2011	11.0	9.0	9.1	10.8	39.9
48	VALENSI ELISA	La Ciotat	2010	10.0	10.2	9.8	9.8	39.8
	DUBOIS PRUDENCE	Chateaurenard	2011	10.3	9.0	10.5	10.0	39.8
	JOANNES CLEMENTINE	Nivollas vermelle	2009	9.6	10.8	8.6	10.8	39.8
	GALIPO MARTINEZ INES	Bourg St Maurice 2	2010	9.0	11.3	8.5	11.0	39.8
	BEDOUI ESSIA	Bourgoin-jallieu	2008	9.3	9.8	9.2	11.5	39.8
53	VEYRIER KELIA	Chateaurenard	2010	9.6	10.1	10.5	9.5	39.7
54	BEUTIER JADE	Pont de claix 2	2012	10.2	10.4	8.5	10.5	39.6
55	FLAMENS AMANDINE	Chaponnay 2	2011	8.8	10.5	9.6	10.4	39.3
56	THERY MARGAUX	Charlieu	2010	8.9	10.3	10.8	9.1	39.1
	BATTEIX CHLOE	Le coteau	2009	8.7	9.2	10.9	10.3	39.1
58	SABATIER EMMY	Irigny	2012	10.0	8.4	9.7	10.7	38.8
	GENIN COLOMBE	Nivollas vermelle	2008	8.2	10.6	10.8	9.2	38.8
	NOIRMAIN NOELIE	Chaponnay 2	2011	9.6	11.3	7.6	10.3	38.8
61	MARTIN PITIOT CLEMENTINE	Pont de Beauvoisin	2010	9.5	10.3	9.1	9.8	38.7
62	LAURENT CHARLES JADE	Bourgoin-jallieu	2011	9.9	8.6	9.2	10.9	38.6
63	MANGOT LOUISE	Le coteau	2011	9.0	10.3	9.5	9.7	38.5
	DEPREZ LAURA	Chaponnay 2	2011	8.8	10.7	10.3	8.7	38.5
65	GAUBERT EMIE	Bron	2011	10.2	8.9	9.3	9.8	38.2
66	FOULET TIMEA	Charlieu	2011	9.0	9.6	8.8	10.6	38.0
	ROLLAND ROMANE	Bourg St Maurice 2	2010	9.1	9.8	8.7	10.4	38.0
68	GRACI SWANN VICTORIA	Boen AL 1	2009	9.0	9.6	8.8	10.4	37.8
	PARSIGNY PERRINE	Boen AL 1	2009	8.9	8.7	10.0	10.2	37.8
70	ANDRADE SARAH	Charlieu	2008	7.6	10.4	10.3	9.0	37.3
71	DI GRANDI LOUMAIA	Irigny	2010	8.4	10.5	9.3	9.0	37.2
	MAIRE CHLOE	Vaugneray	2009	9.2	10.8	9.2	8.0	37.2
73	JULIEN MÉLINA	La Ciotat	2010	8.9	10.4	7.9	9.6	36.8





74	HUREAUX AXELLE	Irigny	2011	9.5	9.5	8.5	9.1	36.6
	DESMULES QUELIN LOUISE	Charlieu	2010	8.2	7.4	10.3	10.7	36.6
76	VITTOZ LISA	Pont de claix 2	2009	9.1	9.2	9.2	8.9	36.4
77	BAHLOUL ALINE	Pont de claix 2	2011	10.1	7.2	9.7	9.2	36.2
78	BOULBELLOUT MANELLE	Irigny	2010	8.4	8.4	9.9	9.0	35.7
	TOUR ROSALIE	Pont de Beauvoisin	2011	9.0	9.4	8.3	9.0	35.7
	CHABRILLAT AUGUSTINE	Le coteau	2008	6.8	10.9	8.6	9.4	35.7
81	TAYEEL ZELIE	Pont de claix 2	2009	8.6	9.0	8.7	8.2	34.5
82	BRUHAT LOU	Bourg St Maurice 2	2010	9.6	0.3	11.1	10.3	31.3
83	DIDES PEREZ LANA	La Ciotat	2009	0.0	9.9	9.4	11.5	30.8
84	FRADEL ANAE	Boen AL 2	2010	0.0	11.2	9.9	9.6	30.7
85	LATUILLIERE CLEA	Charlieu	2008	7.4	7.1	8.7	7.4	30.6
86	MARTINEZ TOU NAYLA	St Martin d hères	2010	8.6	0.0	9.9	9.8	28.3
87	GILLES MAELYS	Chateaurenard	2010	8.0	0.0	9.0	10.3	27.3
88	WUNDERLICH MARYSSA	Pont de Beauvoisin	2010	6.9	1.5	9.1	9.7	27.2
89	CHALOIN OPHELIE	Pont de claix 2	2011	0.0	6.9	8.1	10.4	25.4
90	VAGOGNE CLEMENCE	Chaponnay 2	2011	9.1	0.0	9.6	0.0	18.7
91	MARTINS MAELYS	Boen AL 1	2009	0.0	0.0	0.0	7.6	7.6
92	BARDY LISA	Vaugneray	2010	0.0	0.0	0.0	0.0	0.0
	ROPAGNOL JADE	Vaugneray	2009	0.0	0.0	0.0	0.0	0.0
	LETRA JADE	Le coteau	2010	0.0	0.0	0.0	0.0	0.0
	TESTUD NOEMIE	Le coteau	2008	0.0	0.0	0.0	0.0	0.0

6. FEMININ NIVEAU6 11-15 ans . SA_DA (individuels)

6.1. Résultats par équipes

	Equipe	Club					Total
1	Pont de claix	38--Pont de claix amicale gymnique	43.3	43.5	46.1	44.8	177.7
2	Trets 1	13--Gymnastique sportive tretsoise	41.4	43.0	46.1	45.0	175.5
3	Marcy charbonnières	69--Gymnastique Marcy Charbonnières (GMC)	43.1	43.5	43.0	44.1	173.7
4	Salaise-sur-Sanne	38--Rhodia-Club Gymnastique	42.1	42.7	44.0	44.8	173.6
5	Voreppe	38--la vaillante de voreppe	39.8	40.7	45.1	44.4	170.0
6	Chaponnay 3	69--Chaponnay gym	39.3	40.7	43.8	44.1	167.9
	Gardanne	13--Gardanne	37.4	41.9	44.1	44.5	167.9
8	Villette d Anthon	69--Villette gym	38.9	42.2	42.6	42.3	166.0
9	Brindas 3	69--A.s.brindas	39.5	37.8	44.5	41.5	163.3
10	Privas	7--Sc privas gym	39.2	36.3	42.9	44.5	162.9
11	Chaponnay 1	69--Chaponnay gym	37.1	40.5	40.0	44.6	162.2
12	Renaion	42--Amicale laique sportive renaion	38.4	40.2	39.1	41.0	158.7
13	L'isle d'abeau	38--LA GYM DABEAU	34.9	37.3	41.8	44.4	158.4
14	St just st rambert	42--Fjep st-just st-rambert	39.0	38.8	40.1	39.9	157.8
15	Echirolles	38--Amicale laique echirolles gymnastique	36.4	33.6	43.8	43.4	157.2
16	Belleville sur saone	69--Gym club belleville beaujolais	34.5	31.6	42.0	40.8	148.9

6.2. Résultats individuels





	Gymnaste	Equipe	Annee					Total
1	BRUNET LILOU	Trets 1	2011	10.9	10.9	11.8	11.4	45.0
2	DEFYSSAL CAMILLE	Marcy charbonnières	2010	10.9	11.6	11.1	11.3	44.9
3	TRAPAND COLINE	Pont de claix	2012	11.1	10.8	11.5	11.2	44.6
4	MULLER PAULET MELINE	Pont de claix	2012	11.1	10.6	11.5	11.2	44.4
5	BRUGEL OESTEREICH SALOMÉ	Marcy charbonnières	2011	11.0	11.2	10.9	11.1	44.2
6	ANTONUCCI OLIVIA	Salaise-sur-Sanne	2011	10.8	11.1	11.0	11.2	44.1
7	GUYOMARD ANAELLE	Villette d Anthon	2011	10.8	10.7	11.2	11.3	44.0
8	BAFFERT MORGANE	Pont de claix	2011	10.1	10.8	11.7	11.1	43.7
	BROUTY ROMANE	Chaponnay 3	2011	10.7	10.8	10.7	11.5	43.7
10	RUSSO JADE	Trets 1	2011	10.0	10.7	11.5	11.4	43.6
11	MONTERRAT MARGAUX	Voreppe	2011	9.8	11.5	10.9	11.2	43.4
12	BOUYSSOU JADE	Pont de claix	2012	10.7	11.2	10.1	11.3	43.3
13	DEDINGER NAOMIE	Salaise-sur-Sanne	2011	10.7	10.9	10.3	11.1	43.0
	FABRY GEHIN LOU	Salaise-sur-Sanne	2011	10.6	9.8	11.3	11.3	43.0
15	LUGNIER CHLOE	Marcy charbonnières	2010	10.5	11.3	10.6	10.5	42.9
	CRISTOFARO LILOU	Trets 1	2011	10.0	10.4	11.6	10.9	42.9
	TAMBA MINETOU	Gardanne	2011	9.5	11.0	11.5	10.9	42.9
18	CAITUCOLI GAIA	Pont de claix	2011	10.1	10.3	11.4	11.0	42.8
19	SALVATICO ELSA	Gardanne	2009	9.1	10.9	11.4	11.3	42.7
20	AHR ENORA	Pont de claix	2011	10.4	10.7	11.1	10.3	42.5

21	BOYER ANNA	Villette d Anthon	2012	10.3	10.7	10.8	10.6	42.4
22	FINCK DAPHNE	Voreppe	2012	9.6	10.1	11.3	11.1	42.1
23	MASSOCK NAELLE	Trets 1	2011	10.3	10.1	11.2	10.3	41.9
	GAMBRA AELLIA	Trets 1	2011	10.2	10.6	10.3	10.8	41.9
	ARCHIMBAUD THEA	Renaison	2009	10.7	10.8	9.8	10.6	41.9
26	MIET LOUISE	Brindas 3	2011	10.2	10.1	10.7	10.8	41.8
27	HUGUENIN EVA	Chaponnay 3	2011	9.9	9.3	11.7	10.8	41.7
28	DESPRES AUGUSTINE	Privas	2011	10.5	8.5	11.2	11.3	41.5
	AGOSTINO CLARA	Salaise-sur-Sanne	2011	9.0	9.9	11.4	11.2	41.5
	RECOUPE JEANNE	Voreppe	2012	9.3	10.0	11.4	10.8	41.5
	RIVET BOUCKZOONE AMO	Voreppe	2012	10.3	8.4	11.5	11.3	41.5
	BRUNEL LOUNA	Chaponnay 1	2010	9.1	10.5	10.5	11.4	41.5
	CARRIER FANNY	L'isle d'abeau	2009	9.3	10.0	11.1	11.1	41.5
	SALVATICO TABATHA	Gardanne	2009	9.0	10.2	11.3	11.0	41.5
35	LORDEY MARGAUX	Echirolles	2008	9.2	9.5	11.4	11.3	41.4
36	GALINIER LANA	Chaponnay 3	2011	9.6	10.5	10.4	10.6	41.1
37	FEASSON TAHINA	Marcy charbonnières	2011	10.7	9.4	9.8	11.1	41.0
	LEIGNEL CHARLOTTE	Trets 1	2012	9.1	10.8	9.8	11.3	41.0
39	CHARTIER JULIANA	Brindas 3	2012	9.2	10.7	11.3	9.6	40.8
40	CATABBO ANGELINA	L'isle d'abeau	2008	9.3	9.7	10.5	11.1	40.6
41	BRESSAN LYSA	Villette d Anthon	2010	8.7	10.4	11.0	10.4	40.5
	MENEZ MARINE	Chaponnay 3	2010	9.0	9.5	11.0	11.0	40.5
43	RIVET BOUCKZOONE LOU	Voreppe	2012	10.1	9.1	10.4	10.8	40.4
44	NAZON CHAIB NELIA	Salaise-sur-Sanne	2012	9.6	10.8	9.1	10.7	40.2
	THOMASSIN JUSTINE	Chaponnay 1	2012	9.6	10.5	9.8	10.3	40.2
46	DEDEYNE SASHA	Privas	2010	8.9	9.8	10.8	10.6	40.1
	GAYET LOUANE	Belleville sur saone	2010	9.0	8.9	11.4	10.8	40.1
48	LEDEY CYRIELLE	Chaponnay 1	2010	8.7	10.2	10.2	10.9	40.0
49	ANTOLINO ELISE	Gardanne	2011	9.4	9.8	9.7	10.9	39.8
50	ROBIN SARAH	Echirolles	2010	8.5	9.0	11.1	11.0	39.6
51	DEVENS KARELLE	Brindas 3	2011	10.3	9.0	11.4	8.8	39.5
52	BOREL ALICE	St just st rambert	2012	9.3	10.0	10.6	9.5	39.4
	CHOMAT ANAE	St just st rambert	2011	10.1	10.2	9.5	9.6	39.4
	NICOLAS JULIETTE	Chaponnay 3	2009	9.1	9.9	9.6	10.8	39.4
55	DUCCINI ELEA	Villette d Anthon	2012	9.1	10.4	9.6	10.0	39.1
	PEREZ LINA	St just st rambert	2011	9.3	9.5	9.8	10.5	39.1
	PETIT LUCIE	Privas	2012	10.0	8.8	8.9	11.4	39.1
	POIZAT LOUNA	Chaponnay 1	2010	8.8	9.3	9.5	11.5	39.1
59	CHAPELLON ALYSSIA	St just st rambert	2011	10.3	9.1	9.3	10.3	39.0
60	TANGOULIS MAELIA	Echirolles	2011	9.1	8.3	11.2	10.0	38.6
	DUMONT MORETTI CAMILLE	Renaison	2009	8.8	10.0	9.6	10.2	38.6
	FELIX FIARDET MELINA	Belleville sur saone	2011	9.2	8.8	10.4	10.2	38.6
	CATABBO MALENA	L'isle d'abeau	2008	8.5	8.2	11.2	10.7	38.6
64	TISSIER ROMANE	Marcy charbonnières	2010	9.2	8.5	10.2	10.6	38.5
65	CHAUVEROUX LENA	Chaponnay 1	2012	9.6	8.6	9.3	10.8	38.3
66	FRAICHET ELINA	Renaison	2011	9.9	9.9	8.0	10.4	38.2
67	AYRAUD NOELLY	Privas	2010	9.4	9.2	10.0	9.5	38.1
68	PONTET TESSA	Gardanne	2012	9.4	7.3	9.9	11.3	37.9
69	CHAMBON FELICIE	L'isle d'abeau	2009	7.8	9.4	9.0	11.5	37.7
70	PETIT JULIETTE	Marcy charbonnières	2009	8.6	9.2	10.4	9.3	37.5
71	AKSOY-ETAIX AYLINE	Brindas 3	2009	8.8	8.0	10.2	10.3	37.3
72	PELISSIER ELYA	Echirolles	2011	9.6	6.8	9.8	10.8	37.0
73	BADOLLE LOLA	Renaison	2010	8.5	9.5	9.6	9.3	36.9
74	GASSMANN MARGAUX	Brindas 3	2012	9.5	6.2	11.1	10.0	36.8
75	MARTIN MAELY	Renaison	2009	9.0	7.8	10.1	9.8	36.7
76	SORDET LALY	Salaise-sur-Sanne	2011	10.0	6.1	9.6	10.9	36.6





77	DI CHIARO LEANDRA	Voreppe	2011	9.1	8.1	9.6	9.4	36.2
78	MALDERA D'EATH LOLA	Brindas 3	2012	9.5	6.8	9.1	10.4	35.8
79	BAUER LEANDRA	Belleville sur saone	2010	8.5	6.6	10.2	10.3	35.6
80	JONARD OLIVIA	Belleville sur saone	2010	7.8	7.3	10.0	9.5	34.6
81	CIRAMI ELIA	Echirolles	2010	7.9	4.9	10.1	10.3	33.2
82	XIONG KALIE	Privas	2009	9.3	0.0	10.9	11.2	31.4
83	PRUDHOMME ROMANE	L'isle d'abeau	2008	7.7	4.7	8.6	9.2	30.2
84	ROSTAGNAT MEI LYNN	St just st rambert	2011	0.0	9.0	10.2	9.4	28.6
85	COCHIN ALBANE	Renaison	2010	0.0	8.8	9.6	9.4	27.8
86	CADROUX LEANA	Villette d Anthon	2011	0.0	0.0	0.0	0.0	0.0
	JADE ZAHI LOUNA	Villette d Anthon	2012	0.0	0.0	0.0	0.0	0.0
	VIGNAL JADE	Privas	2012	0.0	0.0	0.0	0.0	0.0
	PICARD KAYLA	Echirolles	2011	0.0	0.0	0.0	0.0	0.0
	MARION LOICE	Belleville sur saone	2008	0.0	0.0	0.0	0.0	0.0
	DOTTORI LAURA	Gardanne	2010	0.0	0.0	0.0	0.0	0.0

7. FEMININ NIVEAU5 11 + . SA_DA (individuels)

7.1. Résultats par équipes

	Equipe	Club					Total
1	Gerland Mouche	69--A. L. gerland mouche	42.5	46.4	43.5	44.6	177.0
2	Belleville sur saone	69--Gym club belleville beaujolais	42.1	44.6	43.6	44.5	174.8
3	Aubagne Gym	13--Aubagne gym	42.4	44.3	44.3	42.8	173.8
4	Loriol	26--Groupe omnisports loriolais (gol)	42.1	45.8	43.3	41.6	172.8
5	Chaponnay 2	69--Chaponnay gym	43.4	44.7	43.4	40.5	172.0
6	Le chambon feugerolle	42--La liberte le chambon feugerolle	41.1	43.8	43.0	41.6	169.5
7	Pont de claix	38--Pont de claix amicale gymnique	42.8	44.3	42.6	38.7	168.4
8	Chaponnay 1	69--Chaponnay gym	40.0	45.5	42.1	40.2	167.8
9	Villeurbanne ASUL	69--ASUL Sports Loisirs	42.1	43.2	42.0	39.1	166.4
10	UFOLEP 38	38--La Jeune France de Bourgoin-Jallieu	41.1	43.9	41.7	39.5	166.2
11	Crest	26--Us crétoise gymnastique	39.5	45.2	40.7	40.0	165.4
12	Cuisery	69--ESPACE GYM CUISERY	40.3	41.9	41.2	38.0	161.4

7.2. Résultats individuels

	Gymnaste	Equipe	Annee					Total
1	BERGIRON JULIETTE	Chaponnay 2	1997	11.3	12.0	11.4	11.4	46.1
2	VIDAL SIRIANE	Villeurbanne ASUL	2005	11.2	11.3	11.6	11.1	45.2
3	STUART CAMERON	Gerland Mouche	2000	10.8	11.7	11.2	11.1	44.8
	ESPANET TARA	Aubagne Gym	2005	10.7	11.7	11.4	11.0	44.8
5	JAMPY MARION	Aubagne Gym	1998	10.3	11.9	11.6	10.8	44.6
6	GROBOSIS CHARLOTTE	Gerland Mouche	2003	10.4	11.4	10.8	11.6	44.2
7	THIRIEZ JEANNE	Gerland Mouche	2003	10.8	11.7	10.5	10.7	43.7
8	GUETH LUCIE	Belleville sur saone	2002	10.0	11.5	10.9	11.1	43.5
	SEIGNERET LENA	Belleville sur saone	2002	10.6	11.1	10.4	11.4	43.5
	BARDE LILY-ROSE	Chaponnay 1	2007	10.1	11.7	10.8	10.9	43.5
11	COLLIOT AMBRE	Belleville sur saone	2006	10.5	11.2	11.3	10.3	43.3
12	BEKAKCHA LOLITA	Gerland Mouche	1999	10.1	11.6	10.5	11.0	43.2
	AUVERGNE EVE	Pont de claix	2011	11.2	11.1	10.4	10.5	43.2
	PLA LAUREEN	Le chambon feugerolle	1998	10.2	11.6	11.1	10.3	43.2
15	GUIGNON LOANE	Loriol	2009	10.5	11.4	10.3	10.8	43.0
16	QUENARD ELISA	Crest	2008	9.8	11.7	10.7	10.6	42.8
	MORRISON ALYCIA	Belleville sur saone	2003	9.9	10.8	10.7	11.4	42.8
18	GARNIER CARLA	Loriol	2004	10.1	11.3	10.6	10.6	42.6
	CAROSIO MAHEVA	Aubagne Gym	2008	10.7	10.9	10.2	10.8	42.6
	HATCHADOURIAN LALY	Villeurbanne ASUL	2004	10.5	10.6	10.9	10.6	42.6
21	LAURENT MAE	Loriol	2009	10.8	12.0	10.3	9.4	42.5
22	MERLIN MELISSA	Gerland Mouche	2002	10.5	11.0	10.0	10.9	42.4
	DE CARVALHO EMMA	Chaponnay 2	2012	10.9	11.1	9.9	10.5	42.4
24	ARNAUD MARIE	Loriol	2004	10.3	10.4	11.1	10.4	42.2
25	FAURIEL SALOME	Loriol	2003	10.5	11.1	10.7	9.8	42.1
26	BOYER LAURIANNE	Le chambon feugerolle	2003	10.1	11.2	11.2	9.4	41.9





27	BUZZACHERA ZOE	Chaponnay 1	2004	9.9	11.5	10.4	9.9	41.7
28	LE CARNEC FANNY	UFOLEP 38	2007	11.0	10.6	9.0	11.0	41.6
29	ROLLAND CINDY	Crest	2000	9.7	11.3	9.9	10.4	41.3
	NESME CHARLOTTE	UFOLEP 38	2008	10.0	10.7	10.8	9.8	41.3
31	VIGNEUX LISON	UFOLEP 38	2003	10.1	11.6	10.1	9.3	41.1
32	MARCHAIS ALICIA	Pont de claix	2009	10.1	9.7	10.9	10.0	40.7
	RABATEL SARAH	Pont de claix	2010	10.1	10.1	10.8	9.7	40.7
	BERGER ALEXIANE	Le chambon feugerolle	2004	9.8	10.8	9.9	10.2	40.7
	GUARNERI LOUANE	Le chambon feugerolle	2009	10.6	10.2	10.1	9.8	40.7
36	DE BEAUDRAP RIHANNA	Aubagne Gym	2008	10.7	8.7	11.0	10.2	40.6
	GADY CONSTANCE	Cuisery	2007	9.7	9.9	10.7	10.3	40.6
38	VERSANNE ELEA	Le chambon feugerolle	2010	10.0	9.0	10.6	10.9	40.5
	SUBRA ELOISE	Chaponnay 1	2007	10.0	11.0	10.0	9.5	40.5
40	BAYLE LILOU	Crest	2006	10.0	11.6	9.7	9.1	40.4
	JACQUOT LAURYNE	Cuisery	2010	10.0	11.3	9.9	9.2	40.4
42	RASPAIL ELINA	Loriol	2002	10.1	10.2	10.9	9.0	40.2
43	FAURE LEILA	Crest	2007	9.4	10.5	10.4	9.8	40.1
	CARRION JADE	Cuisery	2007	10.4	9.9	9.8	10.0	40.1
	VITRY MORGANE	UFOLEP 38	2006	9.7	10.5	10.7	9.2	40.1
46	QUEIROZ CHARLOTTE	Chaponnay 2	1996	10.3	10.4	10.5	8.7	39.9
47	LANGLOIS MEI LINH	Le chambon feugerolle	2009	10.2	9.3	10.1	10.2	39.8
	SANTIAGO LUNA	Chaponnay 2	2011	10.5	8.9	10.8	9.6	39.8
49	THOMASSIER CARLA	Villeurbanne ASUL	2005	10.1	11.4	9.5	8.7	39.7
50	FAURE ROMANE	Pont de claix	2012	10.5	11.1	9.5	8.5	39.6
51	DUPRE EMMA	Crest	2007	10.0	10.6	9.5	9.2	39.3
	BOULE CHLOÉ	Chaponnay 2	2011	10.7	11.2	8.4	9.0	39.3
53	NOEL BERVIN ALYSSA	Chaponnay 1	2008	10.0	10.2	10.4	8.6	39.2
54	DE CONTENSON CAMILLE	Cuisery	2004	9.9	10.6	10.1	8.4	39.0
55	MATHURIN EUGENIE	UFOLEP 38	2007	8.4	11.0	10.1	9.4	38.9
56	NOUVEL CALIXTE	Cuisery	2009	9.7	10.1	10.5	8.5	38.8
57	DARMANCIER MADISON	Chaponnay 2	2010	9.4	8.9	10.7	9.0	38.0
	CREPIEUX EMMA	Chaponnay 1	1999	9.0	8.6	10.5	9.9	38.0
59	LOCHMANN-ROUTHIER HELOISE	Villeurbanne ASUL	2010	10.3	9.9	9.1	7.7	37.0
60	KACI MELISSA	Belleville sur saone	2010	10.0	5.4	10.7	10.4	36.5
61	KHEDAIRIA ELORA	UFOLEP 38	2009	10.0	7.4	9.9	8.1	35.4
62	BOUCHERON OCEANNE	Cuisery	2008	10.0	9.6	8.2	7.3	35.1
63	FORESTIER NOLWENN	Pont de claix	1996	11.0	11.5	10.5	0.0	33.0
	BUCCI EMY	Pont de claix	2006	9.6	10.6	5.2	7.6	33.0
65	LELEU CLOTILDE	Gerland Mouche	2004	0.0	11.2	11.0	10.7	32.9
66	COLLIOT CAPUCINE	Belleville sur saone	2011	11.0	10.2	-0.4	10.6	31.4
67	STAR MAEVA	Aubagne Gym	2001	0.0	9.8	10.3	9.7	29.8
68	MALSOT LENA	Chaponnay 1	2008	0.0	11.3	9.0	8.4	28.7
69	MECHAIN KASSENDRA	Villeurbanne ASUL	2006	0.0	9.4	10.0	8.7	28.1
70	DOSSO OCEANE	Aubagne Gym	2006	0.0	0.0	0.0	0.0	0.0
	KUSMIEREK ROMANE	Villeurbanne ASUL	2011	0.0	0.0	0.0	0.0	0.0

8. FEMININ NIVEAU5 11-15 ans . SA_DA (B) (individuels)

8.1. Résultats par équipes

	Equipe	Club					Total
1	Trets	13--Gymnastique sportive tretsoise	44.3	46.1	42.3	45.1	177.8
2	St Priest	69--Gymnique association saint priest	42.1	44.4	42.8	43.1	172.4
3	Aix les bains	73--UNION GYMNIQUE	41.0	44.9	43.6	41.6	171.1
4	Brindas 2	69--A.s.brindas	41.5	42.8	43.4	43.1	170.8
5	St Genis les Ollières	69--Entente St genoise	43.1	41.5	43.6	42.4	170.6
6	Albens	73--Union gymnique albens	40.7	42.8	42.3	42.4	168.2
7	St Rambert d Albon 1	26--ASCR Gym	41.2	41.0	40.6	44.0	166.8
8	Aix	13--auc gymnastique	41.1	41.6	39.6	41.8	164.1
9	St Genis l Argentière	69--OSG	40.8	37.6	39.8	41.9	160.1
10	St Rambert d Albon 2	26--ASCR Gym	37.4	35.7	39.7	39.6	152.4

8.2. Résultats individuels

	Gymnaste	Equipe	Annee					Total
1	POMPIER (SOUYRIS CHARLOTTE)	Trets	2011	11.1	11.5	10.9	11.7	45.2
2	VEILLET ANAELLE	Trets	2012	11.0	11.8	11.1	11.0	44.9
3	LE PAPE CHLOÉ	St Genis les Ollières	2011	11.8	10.2	11.3	10.7	44.0
4	ESMAIL FENIE IRIS	St Priest	2011	11.1	11.1	10.6	11.1	43.9
	MAGNAN LISE	Trets	2011	10.9	11.4	10.3	11.3	43.9
6	LE TURDU EMMA	Aix les bains	2011	10.8	11.8	11.0	10.1	43.7
7	DOUBI SOFIA	St Priest	2010	10.1	11.0	10.7	11.7	43.5
8	CHAPUIS MANON	Brindas 2	2008	10.0	11.0	11.5	10.6	43.1
	ROUX CHLOE	St Genis les Ollières	2011	10.5	11.0	10.5	11.1	43.1
	JARLIT SARAH LOU	Aix les bains	2012	10.1	11.3	11.0	10.7	43.1
11	SANNA LISA	Trets	2011	11.1	11.4	9.7	10.8	43.0
	LOMBARDO BELLES EMMIE	Albens	2010	10.6	10.9	10.9	10.6	43.0
13	RICHARDIER HANAÉ	St Genis les Ollières	2011	10.6	10.5	11.1	10.6	42.8
14	DE BORAS ALYSSA	St Rambert d Albon 1	2009	10.3	10.7	10.6	11.1	42.7
15	PERRIN JADE	Brindas 2	2009	10.0	10.9	10.9	10.7	42.5
16	THIEBAUT LUDIVINE	Aix les bains	2011	10.1	11.5	10.5	10.1	42.2
17	ZMYSLOWSKI SASSE LOLA	Aix les bains	2010	10.0	10.3	11.1	10.7	42.1
18	ETAME LOU	St Priest	2012	11.0	10.5	10.5	10.0	42.0
	DUNAN EMMA	Brindas 2	2008	10.2	9.8	10.9	11.1	42.0
20	KEBBAB YASMINE	St Priest	2012	9.9	11.2	11.0	9.7	41.8
	MANOUVRIER LISA	St Rambert d Albon 1	2010	10.1	10.8	10.2	10.7	41.8
22	VERMOGEN NOEMIE	Brindas 2	2008	10.8	11.1	9.1	10.7	41.7
23	ABONNEAU LOUISA	Aix	2009	9.9	11.0	10.5	10.0	41.4
24	GAFFIN LEA	St Genis l Argentière	2009	10.3	9.7	11.0	10.3	41.3
25	PERRET EMY	Albens	2010	10.4	9.6	10.7	10.5	41.2
	ANDOLFI CAMILLE	Aix	2011	10.0	10.8	10.0	10.4	41.2
	RISTEA CLARA	Aix	2011	10.4	10.6	9.6	10.6	41.2
28	MASSON SARAH	Albens	2011	9.6	10.3	10.5	10.7	41.1
29	DIETRICH MALIA	Trets	2010	10.3	9.9	10.0	10.8	41.0
30	RIBERO JADE	St Priest	2010	9.1	11.1	10.3	10.3	40.8





31	BAZIN CECILIA	Albens	2009	9.9	10.2	9.8	10.6	40.5
32	GAFFIN CLARA	St Genis l Argentière	2011	10.1	9.7	10.2	10.3	40.3
33	TRICAULT MAELYS	St Genis les Ollières	2009	9.8	9.8	10.7	9.7	40.0
34	SAVANI JADE	Brindas 2	2009	9.6	9.6	10.1	10.6	39.9
35	PELUYET MANON	St Rambert d Albon 1	2009	9.5	9.4	9.6	11.0	39.5
	LOTTA ALYSSIA	Trets	2011	11.1	9.2	8.1	11.1	39.5
37	LEVY MARTIN CLARA	Aix	2011	10.8	8.3	9.5	10.8	39.4
38	CAMPION JULIETTE	St Genis les Ollières	2008	10.2	9.4	9.5	10.0	39.1
39	LEPECQUET SALOME	Brindas 2	2008	10.5	9.2	9.6	9.7	39.0
40	DUCOIN LYANA	St Rambert d Albon 1	2008	9.9	8.0	10.2	10.5	38.6
41	MONTESINOS MARY-LOU	St Genis l Argentière	2011	10.3	9.3	8.4	10.4	38.4
42	PERRIERE ZOE	St Rambert d Albon 2	2010	8.8	9.1	9.6	10.7	38.2
43	HOSY ALYSSA	Aix les bains	2011	9.8	9.2	9.9	9.2	38.1
44	SASSOLAS ASIA	St Rambert d Albon 2	2010	8.4	10.2	10.2	8.9	37.7
45	MARAUX ANNA	St Genis les Ollières	2011	9.7	9.0	9.4	9.3	37.4
46	GOURNAY ANAÏS	St Rambert d Albon 2	2010	9.4	8.9	9.1	9.8	37.2
47	BENARD ELISA	St Genis l Argentière	2009	9.2	8.3	8.7	10.9	37.1
48	CHAPIGNAC LAUREEN	St Rambert d Albon 1	2009	8.8	7.1	9.6	11.1	36.6
49	ROBERT DORINE	St Genis l Argentière	2012	10.1	8.9	9.9	7.5	36.4
50	LASNAMI JOHANA	St Rambert d Albon 2	2012	9.7	7.5	10.0	8.6	35.8
	PICON JULIA	Albens	2010	8.7	8.6	10.2	8.3	35.8
52	GONZALVEZ CHIARA	Albens	2010	9.8	11.4	8.0	6.5	35.7
53	DERIEUX ROSALIE	Aix	2009	7.7	9.2	9.2	9.2	35.3
54	DE BORAS SÉLÉNA	St Rambert d Albon 2	2012	9.5	7.0	7.5	10.2	34.2
55	REGAL LUCIE	St Rambert d Albon 2	2012	8.5	7.1	9.9	7.9	33.4
56	COCCIA CANDYCE	St Genis l Argentière	2012	9.5	6.7	8.7	8.2	33.1
57	THIRIOT LÉA	St Rambert d Albon 1	2010	10.9	10.1	-0.75	10.8	31.1
58	MEGE JADE	Aix les bains	2011	0.0	0.0	0.0	0.0	0.0

9. FEMININ NIVEAU4 7-14 ans . SA_DA (individuels)

9.1. Résultats par équipes

	Equipe	Club					Total
1	Villette d Anthon	69--Villette gym	32.2	37.1	37.5	36.0	142.8
2	St Martin d hères	38--ESSM GYMNASTIQUE	32.9	33.7	34.8	35.6	137.0
3	Gardanne	13--Gardanne	31.6	35.9	35.3	33.8	136.6
4	Nice	6--Avenir Gym Côte d'Azur	32.3	32.5	34.2	34.1	133.1
5	Marseille Montredon	13--Association Gymnique Montredon	22.2	22.7	21.7	23.1	89.7

9.2. Résultats individuels

	Gymnaste	Equipe	Annee					Total
1	LOTH KAI LY	Villette d Anthon	2013	10.8	12.3	13.0	12.6	48.7
2	DI UBALDO LOLA	Marseille Montredon	2013	12.0	11.8	12.1	12.0	47.9
3	MESSACI AYA	Gardanne	2013	10.4	12.8	12.3	11.7	47.2
4	BUISSON THAIS	St Martin d hères	2013	10.8	12.0	11.7	12.1	46.6
5	MICHEL JULINE	Villette d Anthon	2013	10.6	12.3	12.8	10.8	46.5
6	PINAROLI MAYLINA	Villette d Anthon	2014	10.8	12.5	10.8	12.3	46.4
7	AMRAOUI LILA MEI	St Martin d hères	2012	10.9	10.8	11.5	11.9	45.1
8	PASCARELLA AMBRE	Nice	2012	10.2	10.7	11.9	11.8	44.6
9	SOLEER EMMY	Nice	2012	11.0	11.3	11.0	10.8	44.1
10	GUIGNON LUNA	Gardanne	2010	9.4	11.8	12.1	10.6	43.9
	PASSERON SACHA	Nice	2012	10.6	10.5	11.3	11.5	43.9
12	GUIGNARD MANON	Gardanne	2011	10.6	11.3	10.9	10.9	43.7
13	GHARBI WAFI	St Martin d hères	2013	11.0	10.0	10.5	11.6	43.1
	BOUSQUET MARYLOU	Gardanne	2012	10.6	11.0	10.3	11.2	43.1
15	BOUCHET ALIYA	Villette d Anthon	2013	10.5	11.8	10.0	10.7	43.0
16	SERRAG JIHANE	St Martin d hères	2014	9.8	10.9	11.6	10.3	42.6
17	BONNEFOND CHARLOTTE	Villette d Anthon	2013	10.0	9.1	11.7	11.1	41.9
18	PAPAZIAN MAYLEE	Marseille Montredon	2011	10.2	10.9	9.6	11.1	41.8
19	NOLIN LIV	Nice	2011	10.4	9.8	10.3	10.7	41.2
20	JEBLI ASMA	Villette d Anthon	2011	10.2	10.2	11.1	9.2	40.7
21	ESCALE NAYA	Gardanne	2011	9.1	10.8	10.6	9.6	40.1
22	PREY LINDA	St Martin d hères	2013	10.1	6.4	11.4	10.6	38.5
23	NAFTEUX LEA MARIE	Gardanne	2011	9.6	11.3	8.8	7.9	37.6
24	JACCOD LEIA	St Martin d hères	2013	11.0	9.6	11.0	0.0	31.6
25	CAPANNA CRISTINA	Nice	2014	10.7	9.4	0.0	10.4	30.5
26	AGGOUNE SAROCCHI VICTOIRE	Marseille Montredon	2015	0.0	0.0	0.0	0.0	0.0
	OCERA MANON	Marseille Montredon	2012	0.0	0.0	0.0	0.0	0.0
	PATALIER ELSA	Marseille Montredon	2010	0.0	0.0	0.0	0.0	0.0
		Marseille Montredon	0	0.0	0.0	0.0	0.0	0.0
	BARBAGELATA LIZA	Nice	2011	0.0	0.0	0.0	0.0	0.0