





Résultats de la compétition
Régionaux
Pontoise
22 et 23 mars 2008

1. FEMININ NIVEAU5 9-14 ans . SIMPLE_APPARTENANCE (individuels)

1.1. Résultats par équipes

	Equipe	Club					Total
1	Alliance Dreux	ALLIANCE DE DREUX GYMNASTIQUE	29.2	27.3	26.0	26.1	108.6
2	Plaisir	ETOILE GYMNIQUE PLAISIROISE	26.3	26.2	25.9	27.1	105.5
3	Brie	scbgym	25.8	25.9	24.6	23.2	99.5
4	Orsay	CAORSAY	26.5	24.4	25.8	22.2	98.9
5	Vauréal	EGV	26.2	26.4	22.2	23.4	98.2
6	Plessis Pâté	envolée gymnique plessis paté	25.1	24.0	24.2	23.6	96.9
	Morangis Chilly	CGMC	25.0	22.3	24.7	24.9	96.9
8	Houilles	AGH	26.7	22.7	22.1	22.7	94.2
9	Ecuelles	ADSCE Gym	22.4	18.5	16.6	22.4	79.9







1.2. Résultats individuels

	Gymnaste	Equipe	Annee					Total
1	DAVOLI OLLIA	Alliance Dreux	1995	7.4	7.3	6.2	6.5	27.4
	CALLU LAURINE	Plaisir	1993	6.7	7.0	6.7	7.0	27.4
3	BRONNER CHARLOTTE	Alliance Dreux	1994	7.3	6.7	6.7	6.1	26.8
4	DARCHE CAROLANE	Alliance Dreux	1993	7.3	6.8	5.8	6.8	26.7
5	PERON Laurine	Plaisir	1994	6.4	6.5	6.8	6.7	26.4
6	CALLU Caroline	Plaisir	1993	6.7	5.9	6.4	6.8	25.8
7	PRIKHODKO SOFIA	Alliance Dreux	1993	6.9	6.2	6.2	6.4	25.7
8	PILLU NATASHA	Alliance Dreux	1996	7.2	5.6	6.4	6.4	25.6
9	FILIBERTI Elisa	Morangis Chilly	1993	6.7	5.7	6.3	6.7	25.4
	TAIEB Laura	Orsay	1994	6.8	6.5	6.1	6.0	25.4
	BUT DELPHINE	Vauréal	1995	6.9	7.0	4.9	6.6	25.4
	BERRIC CAROLINE	Brie	1994	6.8	6.5	6.4	5.7	25.4
13	NGUYEN SOLANGE	Alliance Dreux	1993	6.7	6.5	6.7	5.4	25.3
14	ROUTIER FAUSTINE	Brie	1993	6.8	6.3	6.1	5.9	25.1
15	EDELIN ALIX	Plaisir	1994	6.5	6.4	5.5	6.6	25.0
16	GAUTHIER Amélie	Orsay	1994	6.3	6.1	6.6	5.7	24.7
17	GRACIEUX LUCIE	Vauréal	1995	6.8	7.0	5.7	5.1	24.6
18	GUISEPPI Hélène	Plessis Pâté	1994	6.6	6.1	6.2	5.6	24.5
	BOTTENWIESER Salomé	Morangis Chilly	1994	6.2	5.9	6.0	6.4	24.5
	MALAURE Célie	Orsay	1994	6.4	6.2	6.7	5.2	24.5
21	ANTOINE LUCILE	Vauréal	1994	6.2	6.2	6.1	5.7	24.2
22	HUET CHARLOTTE	Plaisir	1993	6.1	6.3	6.0	5.7	24.1
23	LUZIO Mathilde	Plessis Pâté	1993	5.8	6.2	5.9	5.9	23.8
	VAN DER BORGH T MARYAM	Vauréal	1994	6.1	6.2	5.5	6.0	23.8
25	BRETON Eline	Houilles	1993	6.5	6.1	5.4	5.7	23.7
26	PROTON Ariane	Orsay	1994	6.5	5.6	6.2	5.3	23.6
27	DUVIGNAU Julie	Plessis Pâté	1997	6.5	4.8	6.1	6.1	23.5
	BREL MARIE	Brie	1994	6.4	6.0	6.1	5.0	23.5
29	RATON Andréa	Houilles	1993	6.6	5.1	5.8	5.8	23.3
30	GREAU Claire	Houilles	1993	6.7	6.2	5.0	5.3	23.2
	ADAM Joanne	Plessis Pâté	1993	5.8	5.4	6.0	6.0	23.2
32	CICOLIN Marie	Morangis Chilly	1993	5.9	4.9	6.3	5.8	22.9
33	BUI Laurie	Houilles	1993	6.7	4.7	5.6	5.8	22.8
	BLIER Marion	Orsay	1993	6.8	4.6	6.3	5.1	22.8
35	SCHALCK Marjorie	Morangis Chilly	1993	6.2	4.6	6.1	5.7	22.6

36	COLIN Elodie	Plessis Pâté	1994	6.1	5.7	5.1	5.6	22.5
	MASSE Laura	Plessis Pâté	1993	5.9	6.0	5.2	5.4	22.5
38	REAUME JESSICA	Ecuelles	1993	6.5	4.4	4.6	6.6	22.1
39	TEXEIRA Mélanie	Morangis Chilly	1993	5.6	5.8	4.6	6.0	22.0
40	MAURIN Camille	Houilles	1993	6.7	5.3	4.6	5.2	21.8
41	VARROY Laetitia	Houilles	1993	6.1	4.6	5.3	5.4	21.4
42	ANCONIERE MARION	Brie	1993	5.8	4.8	5.1	5.2	20.9
43	DAVID ESTELLE	Vauréal	1995	6.3	5.7	3.8	5.0	20.8
44	POULY ALICE	Ecuelles	1995	5.2	4.5	5.7	5.3	20.7
45	DELALUQUE Céline	Morangis Chilly	1993	5.5	4.7	4.7	5.5	20.4
46	GARNIER CASSANDRE	Plaisir	1995	5.3	4.6	4.2	5.8	19.9
47	BOILLOT MARIE	Ecuelles	1995	5.3	4.9	4.3	5.2	19.7
48	CACHIN KAROLE	Brie	1993	0.0	7.1	6.0	6.4	19.5
49	BODDIN FANNIE	Ecuelles	1995	5.4	4.7	2.0	5.3	17.4

2. MASCULIN NIVEAU6 7-10 ans . SA_DA (individuels)

2.1. Résultats par équipes

	Equipe	Club							Total
1	Brunoy 2	BRUNOY PYRAMIDE	23.7	25.3	24.8	21.8	23.7	24.6	143.9
2	Orsay	CAORSAY	23.2	25.0	24.5	23.0	23.3	24.1	143.1
3	Vaires	us vaires	21.6	24.7	24.6	22.8	23.5	24.9	142.1
4	Champigny	RSCC GYM	24.2	24.0	23.4	21.7	24.0	24.1	141.4
5	Beauchamp	ARABESQUE GYMNIQUE BEAUCHAMP	22.8	25.5	22.6	22.2	23.6	22.8	139.5
6	Vigneux	Espérance de Vigneux	23.1	24.3	22.2	20.8	23.2	23.0	136.6
7	Viry	Viry Chatillon	22.2	24.3	22.4	20.2	23.7	22.0	134.8
8	Brunoy 1	BRUNOY PYRAMIDE	23.6	24.3	23.2	16.9	21.5	22.7	132.2
9	Houilles 2	AGH	18.7	24.6	22.0	18.0	22.2	22.4	127.9
10	Conflans	PLM gym	21.9	24.7	22.8	14.8	21.7	21.9	127.8
11	Charenton	Envol Gym	22.5	23.8	21.4	13.9	22.1	20.2	123.9
12	Houilles 1	AGH	20.6	22.9	21.4	13.1	21.8	20.9	120.7
13	Les Clayes	USMClayes sous Bois Gymnastique Artistique	21.5	24.5	16.4	11.5	22.6	22.7	119.2
14	Houilles 3	AGH	18.1	19.6	17.0	14.1	20.7	19.5	109.0
15	Rungis	AMAR RUNGIS	19.0	21.2	15.6	10.9	20.6	20.1	107.4
16	Gargenville	Espérance de Gargenville	16.5	20.2	16.2	9.0	19.2	19.8	100.9
17	Vauréal	EGV	14.8	17.5	14.0	15.3	15.0	16.0	92.6
18	Le Mée (indiv)	Le Mée Sports Gym	11.0	10.3	11.0	8.9	11.4	11.2	63.8
19	Les Clayes (indiv)	USMClayes sous Bois Gymnastique Artistique	7.0	9.8	3.3	3.2	9.9	5.6	38.8
20	Orsay 2 (indiv)	CAORSAY	5.2	6.1	5.8	4.4	5.0	5.3	31.8
21	Orsay 1 (indiv)	CAORSAY	5.2	5.8	5.7	2.1	5.6	5.2	29.6
22	Vigneux (indiv)	Espérance de Vigneux	0.0	0.0	0.0	0.0	0.0	0.0	0.0
	Gretz	Gretz	0.0	0.0	0.0	0.0	0.0	0.0	0.0

2.2. Résultats individuels

	Gymnaste	Equipe	Année							Total
1	REFORT Guillaume	Vaires	1999	5.7	6.3	6.4	5.9	6.1	6.4	36.8
2	TERMEAU JOSHUA	Brunoy 2	1998	6.1	6.5	6.2	5.7	6.0	6.2	36.7
3	JASAWANT JOHAN	Brunoy 2	1998	6.3	6.1	6.2	5.7	5.9	6.3	36.5
4	GOUX Stéphane	Vaires	1999	5.7	6.3	6.2	6.0	5.7	6.5	36.4
	LE BRAS Sacha	Orsay	1998	5.9	6.4	6.1	6.2	5.9	5.9	36.4
6	BUREAU PAUL	Brunoy 2	1999	5.5	6.3	6.4	5.7	6.1	6.0	36.0
7	GUILMART Maxime	Beauchamp	1997	5.7	6.3	5.9	5.4	6.2	6.2	35.7
	BOLLE Alexandre	Les Clayes	1997	5.5	6.4	5.2	6.4	6.0	6.2	35.7
9	POIRSON Quentin	Orsay	1999	5.5	6.3	6.2	5.6	5.8	6.2	35.6
10	LAGORIO EDGAR	Champigny	1998	6.2	6.2	5.8	5.4	6.0	5.9	35.5
11	LAGORIO THIEBAULD	Champigny	1997	6.0	5.9	5.9	5.5	6.1	6.0	35.4
12	KHAVATH THOMAS	Conflans	1997	6.2	6.4	5.8	5.1	5.8	5.9	35.2
13	DUPUIT Yohann	Vaires	1999	5.0	6.1	6.1	5.7	5.8	6.3	35.0
	BELMILOUD NADIR	Champigny	1998	5.7	5.9	5.9	5.6	5.9	6.0	35.0
15	VUITTON Guillaume	Beauchamp	1998	5.9	6.4	5.6	5.9	5.9	5.1	34.8
16	WATIGNY Alexandre	Beauchamp	1997	5.5	6.4	5.4	5.5	6.1	5.8	34.7
	BOUQUET CLEMENT	Brunoy 2	1998	5.8	6.4	6.0	4.7	5.7	6.1	34.7

	DARMON SEBASTIEN	Champigny	1998	6.2	5.7	5.4	5.2	6.0	6.2	34.7
19	LESTER Steve	Orsay	1999	5.2	5.9	5.9	5.7	5.8	6.0	34.5
20	EL AZIMANI Attila	Orsay	1998	5.8	5.9	6.3	5.5	4.9	6.0	34.4
	HAMMERER Romain Ghyslain	Vigneux	1998	5.1	6.0	5.9	5.5	5.8	6.1	34.4
22	BREDELET Colin	Orsay	1997	5.8	6.4	5.3	5.5	5.8	5.5	34.3
	HASCOET Clément	Vigneux	1999	5.4	6.1	5.6	5.3	6.1	5.8	34.3
24	MATEUS Baptiste	Vigneux	1999	6.1	5.8	5.8	4.6	6.0	5.9	34.2
	BORON Arthur	Viry	1999	5.7	6.0	5.7	4.9	6.1	5.8	34.2
26	LADIEU VICTOR	Brunoy 1	1999	5.9	6.2	5.8	4.5	5.6	5.9	33.9
27	MALGOUYRES GUILHEM	Champigny	1997	5.8	6.0	5.8	4.4	5.9	5.8	33.7
28	PRIOTON Morgan	Beauchamp	1997	5.2	6.4	5.7	5.4	5.4	5.5	33.6
29	LESAINST Florian	Beauchamp	1997	5.7	6.1	5.2	5.4	5.4	5.3	33.1
30	GILES Armand	Houilles 2	1998	5.7	6.4	5.4	4.5	5.5	5.5	33.0
	DUTRAY AMAURY	Brunoy 1	1998	6.1	5.9	6.1	3.0	6.0	5.9	33.0
32	BORON Victor	Viry	2000	5.4	6.2	5.3	5.2	5.8	4.9	32.8
	PEZO RAMEAU Stéphane	Viry	2000	5.6	5.4	5.7	4.9	5.5	5.7	32.8
34	BOISQUILLON Lucas	Vaires	1998	4.7	6.0	5.9	4.2	5.9	5.7	32.4
	GEORGET Pierre	Orsay	1997	5.7	5.9	5.1	5.1	5.5	5.1	32.4
	TEIXEIRA-DEMEST Anthony	Le Mée (indiv)	1998	5.8	5.6	5.3	4.4	5.6	5.7	32.4
	THIELEMANS Matthias	Viry	1997	5.2	6.0	5.3	4.5	6.0	5.4	32.4
38	HOZE JULIEN	Vauréal	1999	5.3	5.8	5.2	5.5	5.1	5.4	32.3
39	MONDOULET Lucas	Houilles 1	1998	5.8	6.3	5.7	3.3	5.8	5.3	32.2
	CHONCHON Cyril	Charenton	1999	5.7	6.3	5.2	4.2	5.5	5.3	32.2
41	PLA Jean-Baptiste	Houilles 2	1997	4.8	6.2	5.4	4.6	5.5	5.6	32.1
	MALLERET SIMON	Conflans	1997	5.7	6.2	5.5	4.3	5.2	5.2	32.1
43	DEVILLARD Axel	Viry	1998	5.5	5.4	5.2	5.0	5.8	5.1	32.0
44	VENAT Louis	Vaires	1998	5.2	5.7	4.8	5.2	5.4	5.6	31.9
45	DELAY Maxime	Orsay 2 (indiv)	1998	5.2	6.1	5.8	4.4	5.0	5.3	31.8
46	COHEN-ALGRAIN JEREMY	Brunoy 1	1998	5.5	6.3	5.8	3.3	5.5	5.3	31.7
47	AURIOL Guillaume	Houilles 2	1998	4.1	5.9	5.3	4.8	5.7	5.8	31.6
48	NIOCHAUD Tanguy	Vigneux	1999	5.6	5.6	4.9	5.1	5.1	5.2	31.5
49	MAQUENHEN Etienne	Le Mée (indiv)	1998	5.2	4.7	5.7	4.5	5.8	5.5	31.4
50	LANTONNET Robin	Les Clayes	1998	5.8	5.9	5.1	2.9	5.8	5.8	31.3
	KAMPELA ADOLFO	Brunoy 1	1999	6.1	5.9	5.5	4.0	4.2	5.6	31.3
52	HERBACJHE Alexis	Viry	1997	4.2	6.1	5.7	5.1	5.2	4.9	31.2
53	GALLIS Thomas	Charenton	1999	5.3	5.7	5.6	3.7	5.4	5.4	31.1
54	DA SILVA Alexandre	Vigneux	1999	6.0	6.4	4.5	4.9	5.1	4.1	31.0
55	MALTERRE Tanguy	Houilles 1	1998	5.2	5.5	5.4	3.4	5.7	5.5	30.7
56	LE BLEVEC Brian	Houilles 2	1998	4.1	6.1	5.6	4.1	5.5	5.2	30.6
57	TETEDOIE Romain	Houilles 1	1998	4.5	6.0	5.1	4.0	5.4	5.4	30.4
	BERNARD DAMIEN	Vauréal	1998	5.0	6.1	4.4	4.2	5.3	5.4	30.4
59	COURT Adrien	Houilles 3	1999	4.8	4.7	5.5	4.1	5.5	5.6	30.2
60	HAMERI YACINE	Brunoy 1	1997	5.1	5.9	4.8	5.1	4.4	4.6	29.9
	NADJEM AHMED	Vauréal	1997	4.5	5.6	4.4	5.6	4.6	5.2	29.9
62	CLEMENT Antoine	Houilles 2	1997	4.1	5.7	5.6	3.6	5.2	5.5	29.7
63	MISSENARD Yanis	Orsay 1 (indiv)	2000	5.2	5.8	5.7	2.1	5.6	5.2	29.6
64	DALAT Florian	Charenton	2000	5.6	6.0	5.3	2.3	5.5	4.6	29.3
65	MONSEUR DAMIEN	Conflans	1999	4.9	5.8	5.8	2.7	5.1	4.9	29.2
66	NORMAND QUENTIN	Rungis	1999	5.1	5.9	4.4	3.0	5.5	5.2	29.1
67	CHEVROT NICOLAS	Conflans	1999	4.1	6.0	5.7	2.7	5.1	5.4	29.0
68	BISSON Clément	Beauchamp	1997	5.5	5.9	4.3	3.3	5.2	4.5	28.7
69	SAILLANT Quentin	Charenton	2000	4.9	5.0	5.3	3.2	5.7	4.5	28.6
70	CHARLOT KILLIAN	Rungis	1999	4.8	5.8	4.0	2.7	5.5	5.4	28.2



71	CHRISTELY Maxime	Houilles 3	1998	4.7	5.8	3.3	3.9	5.2	5.0	27.9
72	UNGAR Florian	Houilles 3	1998	3.7	5.1	4.7	3.6	5.2	5.3	27.6
	LECORDONNIER RONAN	Conflans	1998	5.1	6.1	5.4	0.0	5.6	5.4	27.6
74	PIGNARD Nicolas	Houilles 1	1999	4.7	5.1	5.2	2.4	4.9	4.7	27.0
75	LANTONNET Nathan	Les Clayes (indiv)	1999	3.2	6.3	3.3	3.2	5.0	5.6	26.6
	THEROU KILLIAN	Rungis	2000	5.2	4.6	4.2	2.7	5.4	4.5	26.6
77	LAMY KENNY	Gargenville	2000	4.8	5.0	2.7	3.6	4.7	5.2	26.0
	CHAMP Bastien	Vigneux	1999	5.2	5.7	4.7	0.0	5.3	5.1	26.0
79	DERIVRY Tamian	Charenton	2000	5.8	5.8	4.5	0.0	4.8	4.9	25.8
80	HENNEBELLE PIERRE	Conflans	1998	4.8	4.4	4.1	2.6	4.8	4.8	25.5
81	PETIT Jean Christophe	Les Clayes	1997	4.2	5.8	3.3	2.2	4.6	4.9	25.0
82	FLORAC Rodrigue	Les Clayes	1997	4.9	6.4	2.8	0.0	5.6	5.2	24.9
83	PELLE FLORIENT	Gargenville	1999	3.7	5.8	3.4	2.7	4.6	4.3	24.5
84	LAVRENYUK OREST	Gargenville	2000	3.1	4.5	4.3	2.7	5.1	4.7	24.4
85	GUILLOUET Corentin	Les Clayes	1998	5.3	5.1	2.7	0.0	5.2	5.5	23.8
	PIERRE MATHIS	Gargenville	1998	3.5	4.9	5.1	0.0	4.8	5.5	23.8
87	LE DROFF BASTIEN	Rungis	1999	3.9	4.9	2.4	1.7	4.2	5.0	22.1
88	MORIELLO Giovanny	Houilles 1	1999	4.9	4.9	3.2	0.0	4.3	4.6	21.9
	PARENT Nathanaël	Les Clayes	1998	4.8	5.3	2.8	0.0	4.6	4.4	21.9
90	CAILLY Flavian	Houilles 3	1999	4.2	3.3	3.5	2.5	4.7	3.3	21.5
91	DUQUENNE Baptiste	Houilles 3	1999	4.4	4.0	2.4	2.2	4.8	3.6	21.4
92	DELAMARE Tom	Charenton	2000	5.4	4.6	3.9	2.8	3.5	1.0	21.2
93	DIGNIMONT ALEXANDRE	Gargenville	2000	4.5	4.1	3.4	0.0	2.3	4.4	18.7
94	LANDEMAINE MATHIEU	Rungis	1999	3.9	3.5	3.0	2.5	0.0	2.9	15.8
95	GUILLEMAIN OLIVIER	Gargenville	2000	2.9	4.0	1.8	0.0	3.9	2.1	14.7
96	BOLLE Thomas	Les Clayes (indiv)	1999	3.8	3.5	0.0	0.0	4.9	0.0	12.2
97	DELETANG RYAN	Rungis	2000	0.0	0.0	0.0	0.0	0.0	0.0	0.0
	SCHROTER Théo	Vigneux (indiv)	1999	0.0	0.0	0.0	0.0	0.0	0.0	0.0
	DE MATOS Dylan	Gretz	1997	0.0	0.0	0.0	0.0	0.0	0.0	0.0
	PICO Guillaume	Gretz	1999	0.0	0.0	0.0	0.0	0.0	0.0	0.0
	MIEL Mathis	Gretz	1997	0.0	0.0	0.0	0.0	0.0	0.0	0.0
	DIGUET Etienne	Gretz	1997	0.0	0.0	0.0	0.0	0.0	0.0	0.0
	MEUROU Melvin	Gretz	1998	0.0	0.0	0.0	0.0	0.0	0.0	0.0

3. MASCULIN NIVEAU5 9-14 ans . SA_DA (individuels)

3.1. Résultats par équipes

	Equipe	Club							Total
1	Brunoy	BRUNOY PYRAMIDE	22.2	24.1	23.6	28.5	23.7	24.8	146.9
2	Gonesse	Association Sportive et Gymnique de Gonesse	22.8	25.2	23.1	27.2	23.7	23.9	145.9
3	Conflans	PLM gym	22.7	23.3	24.0	28.7	23.3	23.7	145.7
4	Houilles 1	AGH	23.9	23.9	22.6	26.5	24.3	23.3	144.5
5	Plaisir	ETOILE GYMNIQUE PLAISIROISE	24.7	21.8	22.2	28.1	22.7	23.6	143.1
6	Pontoise	SPG Pontoise	23.1	22.8	22.4	27.6	24.1	21.9	141.9
7	Charenton	Envol Gym	21.4	23.3	21.2	28.1	23.5	23.0	140.5
8	Vauréal	EGV	22.4	21.5	22.0	27.2	22.5	23.7	139.3
9	Vigneux	Espérance de Vigneux	22.6	21.5	21.8	26.1	23.4	22.4	137.8
10	Ris-Orangis	UNION SPORTIVE DE RIS-ORANGIS	23.5	21.2	21.7	27.1	22.5	21.1	137.1
11	Rungis	AMAR RUNGIS	20.6	23.5	22.3	28.2	22.1	19.6	136.3
12	Viry	Viry Chatillon	22.6	19.2	21.0	27.3	23.2	22.0	135.3
13	Lagny	Elan Gymnique de Lagny	19.1	22.5	19.8	25.0	23.0	22.9	132.3
14	Gargenville (indiv)	Espérance de Gargenville	8.3	8.5	8.4	10.6	7.4	7.3	50.5
15	Charenton (indiv)	Envol Gym	4.2	4.3	4.9	6.4	5.6	3.9	29.3

3.2. Résultats individuels

	Gymnaste	Equipe	Annee							Total
1	STROMITZKY Pierre	Pontoise	1996	6.0	6.6	6.4	7.2	6.6	5.9	38.7
2	MATEUS Vincent	Vigneux	1995	6.1	6.5	5.8	7.0	6.2	6.3	37.9
3	BERGERET-CASSIN Vincent	Gonesse	1993	5.9	6.3	5.8	7.0	6.3	6.5	37.8
4	KLEBERT NICOLAS	Brunoy	1996	5.2	6.7	5.9	7.2	6.3	6.1	37.4
5	MASSIAS Loïc	Vigneux	1993	5.9	6.1	6.0	6.7	6.1	6.4	37.2
6	DAUTREPPE MARTIN	Conflans	1995	5.8	5.9	6.1	7.3	5.8	6.1	37.0
7	MAHON ANTHONY	Plaisir	1995	6.5	6.0	5.2	7.1	5.8	6.3	36.9
8	MICHEL Victor	Houilles 1	1996	5.9	6.1	5.7	6.8	6.3	6.0	36.8
	DE BRITO NICOLAS	Vauréal	1994	5.9	5.5	5.9	7.3	5.7	6.5	36.8
10	BUREAU ALEXIS	Brunoy	1996	5.7	5.8	6.3	7.1	5.6	6.2	36.7
11	DUPRE Laurent	Houilles 1	1997	6.2	5.9	5.6	6.9	6.2	5.7	36.5
12	DAUTREPPE MATHIEU	Conflans	1995	5.6	6.0	6.2	7.3	5.8	5.4	36.3
	GALISSANT PIERRE	Conflans	1995	5.6	5.9	6.0	7.0	5.8	6.0	36.3
14	LE NOCHER Marvin	Houilles 1	1997	5.9	6.2	5.7	6.6	5.9	5.9	36.2
15	MONNOT MARTIN	Conflans	1995	5.7	5.5	5.7	7.1	5.9	6.2	36.1
	FLESSEL NICOLAS	Ris-Orangis	1995	6.4	5.0	6.1	7.2	5.5	5.9	36.1
17	VACHERON THOMAS	Brunoy	1995	6.0	5.5	5.4	7.1	5.8	6.2	36.0
	HERNOT Hadrien	Gonesse	1993	5.6	6.4	5.3	6.8	5.7	6.2	36.0
	HUMBERT DAMIEN	Charenton	1995	5.0	6.3	5.9	7.0	6.3	5.5	36.0
20	BOUTRAIS STEVEN	Brunoy	1996	5.3	5.3	6.0	7.1	5.9	6.3	35.9
21	PASCAL VALENTIN	Vauréal	1993	5.2	5.8	5.6	7.0	5.7	6.5	35.8
22	DUBAN Ryan	Vigneux	1993	5.9	5.7	5.5	6.6	5.8	6.1	35.6
23	CHILMONCZYK Thomas	Pontoise	1996	6.2	5.2	5.3	7.0	6.2	5.5	35.4
24	RENAU Vincent	Gonesse	1993	5.6	5.4	5.7	6.9	6.2	5.4	35.2

25	CHANCEAU GEOFFREY	Brunoy	1995	4.9	6.1	5.4	6.9	5.7	6.1	35.1
	LOISEAU Cyprien	Lagny	1995	5.2	6.0	5.6	6.7	6.0	5.6	35.1
	HOURLIER Giovanni	Viry	1996	5.6	4.8	5.9	6.9	6.2	5.7	35.1
28	CARREY TOM	Rungis	1996	5.2	6.0	5.7	7.3	5.8	4.8	34.8
	SELVACOUMAR FRANCOIS	Ris-Orangis	1995	5.8	5.2	5.4	6.9	5.9	5.6	34.8
	RICHALET Alexis	Gonesse	1995	5.4	6.1	5.7	6.5	5.5	5.6	34.8
	MARANNY NICOLAS	Vauréal	1994	5.9	5.4	5.4	6.5	5.8	5.8	34.8
	GAUTHIER CLEMENT	Charenton	1997	4.8	5.5	5.4	7.0	6.3	5.8	34.8
33	VIEIRA LUCA	Rungis	1995	5.2	6.0	5.8	7.2	4.9	5.5	34.6
34	PICOT BENJAMIN	Plaisir	1996	6.2	5.3	5.5	6.7	5.3	5.5	34.5
	TEXIER MARVIN	Plaisir	1996	6.1	5.0	5.6	6.7	5.5	5.6	34.5
	TEXIER RUDY	Plaisir	1996	5.9	5.2	5.6	7.1	5.5	5.2	34.5
	CHAABAN Chris	Gonesse	1996	5.7	6.1	5.9	6.4	4.8	5.6	34.5
38	MINASSIAN THOMAS	Charenton	1994	5.5	5.8	4.8	6.7	5.5	6.0	34.3
39	PERDRIX Emile	Houilles 1	1996	5.9	5.3	5.3	6.2	5.8	5.7	34.2
40	HOUEL YOAN	Charenton	1995	5.6	5.7	5.1	7.1	5.2	5.3	34.0
41	SEGUE BENJAMIN	Ris-Orangis	1997	5.7	5.8	5.1	6.4	5.8	5.1	33.9
42	CORBELET Benjamin	Viry	1996	5.8	5.3	4.4	6.5	5.9	5.9	33.8
43	MIRA Jeremy	Pontoise	1998	5.6	5.3	5.2	6.6	5.1	5.7	33.5
44	DURU Jean-Paul	Houilles 1	1996	5.6	5.5	5.6	6.2	5.3	5.2	33.4
	ROBARDELLE Sébastien	Lagny	1997	4.6	5.4	5.8	6.1	5.6	5.9	33.4
	VALLET Maxime	Lagny	1997	5.0	5.8	5.6	5.9	5.5	5.6	33.4
	GERMANICUS Vincent	Viry	1995	5.6	4.6	5.5	7.1	5.8	4.8	33.4
48	TOUTAIN-GRANDIN Bryan	Gonesse	1997	5.3	6.4	4.8	6.3	5.5	5.0	33.3
49	GIRARD Adrien	Houilles 1	1995	4.8	5.7	5.4	6.1	5.9	5.2	33.1
50	NOCELLI Vincent	Pontoise	1995	5.3	5.7	5.3	6.7	5.6	4.4	33.0
	MORELLI GUILLAUME	Rungis	1995	5.2	5.7	5.6	6.9	5.0	4.6	33.0
52	PETIT YLIAN	Plaisir	1996	5.5	5.3	5.4	6.5	4.9	5.2	32.8
53	FAUCON Martin	Pontoise	1997	5.0	5.1	5.4	6.7	5.7	4.8	32.7
54	RESSE Alex	Viry	1995	5.6	4.4	4.9	6.8	5.2	5.6	32.5
55	SOSTER LORENZ	Charenton	1994	5.0	5.5	4.6	6.1	5.4	5.7	32.3
56	FONSECA EDWIN	Rungis	1997	4.9	5.4	5.2	6.7	5.6	4.4	32.2
57	THOLIN FLORIAN	Rungis	1997	5.0	5.8	5.0	6.8	5.1	4.3	32.0
58	FROMANT DAVID	Ris-Orangis	1995	5.6	5.2	4.4	6.6	5.3	4.5	31.6
59	LANDEMAINE BAPTISTE	Rungis	1997	4.8	4.7	5.1	6.1	5.6	4.7	31.0
60	LARTIGAU PIERRE	Gargenville (indiv)	1997	4.6	5.2	5.2	6.5	4.7	4.7	30.9
61	DEVILLARD Alexis	Viry	1996	5.0	4.5	4.7	6.5	5.3	4.8	30.8
62	FARGEAS QUENTIN	Vauréal	1995	5.4	4.5	4.2	6.4	5.3	4.7	30.5
63	DECAMBRON Aubin	Lagny	1997	4.3	5.3	2.8	6.3	5.9	5.8	30.4
	CHONCHON CLEMENT	Charenton	1996	5.3	4.9	4.6	7.0	5.1	3.5	30.4
65	BORDIN LUCAS	Ris-Orangis	1997	5.5	3.9	5.1	6.3	5.3	4.0	30.1
	HAMEL GREGOIR	Vauréal	1995	4.6	4.8	5.1	6.0	5.2	4.4	30.1
67	BENOIT LAMAITRIE PHILIPPE	Plaisir	1996	0.4	4.8	5.5	7.2	5.9	6.2	30.0
68	MINASSIAN ANTHONY	Charenton (indiv)	1996	4.2	4.3	4.9	6.4	5.6	3.9	29.3
69	DURAND VALENTIN	Vauréal	1995	4.5	3.6	4.8	6.0	4.9	4.9	28.7
70	FOSSARD Macéo	Vigneux	1995	4.7	3.2	4.5	5.8	5.3	3.6	27.1
71	HERAULT ROBIN	Conflans	1995	5.5	5.3	0.0	6.9	4.9	3.7	26.3
72	DESMONS THIBAUT	Gargenville (indiv)	1998	3.7	3.3	3.2	4.1	2.7	2.6	19.6
73	CAILLAUD Fabian	Pontoise	1995	0.0	0.0	0.0	0.0	0.0	0.0	0.0

4. MASCULIN NIVEAU5 11 + . SA_DA (individuels)

4.1. Résultats par équipes

	Equipe	Club							Total
1	Champigny	RSCC GYM	25.2	23.3	24.9	25.3	26.8	23.4	148.9
2	Villecresnes	ETOILE	23.5	23.2	23.9	25.5	26.5	24.9	147.5
3	Houilles	AGH	23.2	24.5	23.7	26.9	24.9	22.0	145.2
4	Gisors	Gisors	23.6	24.0	20.8	26.0	25.5	23.0	142.9
5	Le Mée	Le Mée Sports Gym	22.6	20.1	23.0	26.7	23.8	21.9	138.1
6	Rungis	AMAR RUNGIS	21.6	23.4	22.1	25.9	19.5	23.4	135.9
7	Gargenville	Espérance de Gargenville	20.5	20.8	21.7	25.0	23.3	19.4	130.7
8	L'Hay les Roses	CAL	21.5	19.7	17.7	24.1	22.0	19.8	124.8
9	Plaisir	ETOILE GYMNIQUE PLAISIROISE	18.9	16.5	16.1	19.7	18.3	17.1	106.6
10	Montereau	CS MONTEREAU	16.3	17.3	15.0	19.5	18.3	18.2	104.6

4.2. Résultats individuels

	Gymnaste	Equipe	Anne e							Total
1	DI MASCIO ANTHONY	Rungis	1992	6.2	6.7	6.3	7.1	6.8	6.3	39.4
2	DETRAZ MARC	Villecresnes	1989	6.3	6.5	6.4	6.9	6.9	6.3	39.3
3	LEDEUIL ROMAIN	Plaisir	1991	6.4	6.3	6.4	6.9	6.7	6.2	38.9
4	PERRIAU ROMAIN	Champigny	1994	6.3	6.8	6.6	6.3	6.7	6.1	38.8
5	AMSELLEM MAXIME	Villecresnes	1987	6.3	6.3	6.5	6.7	6.8	6.1	38.7
6	GEORGES Bruno	Gisors	1981	6.3	6.1	6.1	7.1	6.6	6.3	38.5
	LEROYER ANTOINE	Champigny	1993	6.6	6.4	6.3	6.3	6.7	6.2	38.5
8	LÉGER Benoit	Le Mée	1986	6.1	4.8	6.3	7.8	6.2	5.8	37.0
9	THERY Johan	Houilles	1992	5.7	6.4	6.3	6.7	6.2	5.4	36.7
	ASSAILLY VINCENT	Champigny	1989	6.3	5.3	6.1	6.5	6.7	5.8	36.7
11	MARY THOMAS	Villecresnes	1990	5.6	5.9	6.0	6.1	6.6	6.3	36.5
12	SHIMADA Takaaki	Gisors	1992	5.9	6.3	5.3	6.3	6.6	5.6	36.0
13	REMONDI Damien	Houilles	1990	5.8	5.9	5.7	6.6	6.5	5.4	35.9
14	DA PALMA LUIS	Montereau	1987	5.0	5.8	5.6	6.8	6.0	6.5	35.7
15	CHEN DAVY	Rungis	1994	6.0	6.2	5.1	6.2	6.3	5.8	35.6
16	MORHAIN Frédéric	Houilles	1993	5.8	5.9	5.9	5.7	6.2	5.6	35.1
17	MERCIER THOMAS	Montereau	1992	5.7	6.0	4.7	6.7	6.2	5.7	35.0
	CAMPS Victor	Le Mée	1995	5.7	4.7	6.0	6.7	6.2	5.7	35.0
19	KERIVEN THIBAUT	Champigny	1994	6.0	4.8	5.9	6.2	6.7	5.3	34.9
20	GUIDET Hugo	Houilles	1991	5.4	5.4	5.8	6.7	5.8	5.6	34.7
	LABRIDY MATHIEU	Plaisir	1990	6.2	5.7	5.0	6.6	5.8	5.4	34.7
22	DA SILVA David	Houilles	1993	5.9	6.3	5.6	6.9	6.0	3.8	34.5
23	DURAN-PALACIO LEO	Rungis	1993	5.0	5.7	5.5	6.5	6.4	5.3	34.4
	MARTINEZ Lucas	L'Hay les Roses	1996	6.2	5.6	5.2	6.3	5.7	5.4	34.4
25	LONG Florian	Gisors	1992	5.7	5.9	4.5	6.1	6.3	5.7	34.2
26	MERCIER VALENTIN	Montereau	1996	5.6	5.5	4.7	6.0	6.1	6.0	33.9
27	FILLOUX PIERRE	Gargenville	1992	5.0	5.5	5.0	6.7	6.2	5.1	33.5
28	EICHENBERGER NICOLAS	Plaisir	1995	6.3	4.5	4.7	6.2	5.8	5.5	33.0
	THEBAULT Nicolas	Gisors	1992	5.1	5.7	4.9	6.5	5.4	5.4	33.0
	NOUET YOHAN	Gargenville	1992	4.9	5.3	5.7	6.1	6.1	4.9	33.0
	ANGLADE ARTHUR	Villecresnes	1992	5.3	4.5	5.0	5.8	6.2	6.2	33.0
32	BOURBIGOT Gaetan	Le Mée	1993	5.1	5.2	5.4	6.1	5.8	5.0	32.6

33	MARTIN Romain	Le Mée	1994	5.7	5.4	4.6	6.1	4.9	5.4	32.1
34	OZANNE SULLY	Gargenville	1995	5.4	5.0	5.2	5.8	5.6	5.0	32.0
35	DORDET PIERRE	Gargenville	1991	4.9	5.0	5.8	6.4	5.2	4.4	31.7
36	LEVEAUX Gaetan	Houilles	1992	5.0	5.4	4.8	6.6	5.5	3.4	30.7
37	BURARD Baptiste	Le Mée	1990	4.5	4.5	5.3	5.9	5.6	4.6	30.4
38	LUZIER NICOLAS	Gargenville	1994	5.2	4.5	4.9	5.7	5.4	4.1	29.8
39	BARTHELEMY Sébastien	L'Hay les Roses	1992	5.0	4.8	3.9	5.7	5.5	4.8	29.7
40	ROUXEL Romain	L'Hay les Roses	1992	5.0	5.0	4.0	6.0	5.4	3.1	28.5
	BARTHALOT Kévin	L'Hay les Roses	1991	5.0	4.2	4.3	4.9	5.4	4.7	28.5
42	DESPLACES Guillaume	L'Hay les Roses	1991	5.3	2.8	4.2	5.8	4.8	4.9	27.8
43	CUCHOR Thomas	Gisors	1992	5.7	4.8	0.0	5.9	6.0	4.5	26.9
44	LECLERC DYLAN	Rungis	1994	4.4	4.8	5.2	6.1	0.0	6.0	26.5
45	LOR Thomas	L'Hay les Roses	1992	2.6	4.3	3.5	6.0	4.9	3.9	25.2

5. MASCULIN NIVEAU6 9-14 ans . SA_DA (individuels)

5.1. Résultats par équipes

	Equipe	Club							Total
1	Beauchamp	ARABESQUE GYMNIQUE BEAUCHAMP	23.3	23.2	23.9	25.3	24.4	23.5	143.6
2	Dreux	Esperance Drouaise	22.4	22.6	23.6	25.5	24.9	23.9	142.9
3	Plessis Pâté	envolée gymnique plessis paté	24.1	24.4	18.9	23.7	25.4	24.9	141.4
4	Athis Mons	USO ATHIS MONS	21.1	22.3	20.6	22.1	21.9	23.9	131.9
5	Rungis	AMAR RUNGIS	22.1	22.3	20.9	20.4	22.4	22.8	130.9
6	Charenton	Envol Gym	22.0	19.6	20.9	22.8	21.4	20.9	127.6
7	Marcoussis	ASM	22.1	19.5	19.8	22.1	20.8	21.3	125.6
8	CSB BRAY	CLUB SPORTIF BRAYTOIS	22.5	19.9	13.3	20.5	21.7	20.1	118.0
9	Dreux 2 (indiv)	Esperance Drouaise	16.3	10.4	12.4	10.8	16.3	14.8	81.0





5.2. Résultats individuels

	Gymnaste	Equipe	Annee							Total
1	VIEILLE Antoine	Beauchamp	1995	5.8	6.4	6.0	6.2	6.3	6.0	36.7
2	MASSE Antoine	Beauchamp	1995	6.1	5.7	5.9	6.6	5.9	6.2	36.4
3	PAVAGEAU Pricilien	Plessis Pâté	1995	6.3	5.9	4.8	6.2	6.3	6.6	36.1
4	PAULMIER Gildas	Dreux	1996	5.7	5.5	6.0	6.3	6.4	6.0	35.9
5	PIFFARA Rémi	Dreux	1996	5.6	5.6	5.8	6.5	6.0	6.0	35.5
6	PAULMIER BORIS	Dreux	1996	5.6	5.4	5.9	6.2	6.2	6.1	35.4
7	CAVAGNERO Joran	Beauchamp	1994	5.8	6.1	5.9	6.0	5.9	5.5	35.2
8	LETOUQ Bastien	Plessis Pâté	1996	5.9	6.5	4.2	6.2	6.3	6.0	35.1
9	VOGT Antoine	Dreux	1996	5.3	5.7	5.9	6.2	6.0	5.8	34.9
10	LIMOGES David	Plessis Pâté	1997	6.0	6.0	4.5	5.9	6.1	6.3	34.8
11	D'AMBRA HUGO	Marcoussis	1996	5.7	5.8	5.6	6.0	5.7	5.9	34.7
	LEMOINE Thomas	Dreux	1996	5.5	5.8	5.6	5.7	6.3	5.8	34.7
13	LESAINTE MAXIME	Beauchamp	1993	5.6	4.8	6.1	5.9	6.3	5.8	34.5
14	DULAU BASTIEN	Athis Mons	1994	5.1	5.7	6.0	6.4	5.6	5.6	34.4
15	LEBRUN JEREMIE	Athis Mons	1993	5.4	5.8	5.6	5.8	5.8	5.9	34.3
16	PIACENTINO Tony	Plessis Pâté	1997	5.9	5.9	4.6	5.4	6.4	6.0	34.2
17	BOCK Jeremie	Dreux 2 (indiv)	1996	5.9	5.2	5.6	5.5	6.2	5.6	34.0
18	BURCHI MAXIME	Charenton	1997	5.4	4.9	6.0	6.6	5.7	5.3	33.9
19	ERNULT William	Plessis Pâté	1998	5.8	6.0	5.0	4.8	6.4	5.8	33.8
20	CHARLOT ANTOINE	Rungis	1998	5.6	5.9	5.1	5.2	5.7	5.8	33.3
21	CHALON Sébastine	CSB BRAY	1997	5.9	5.3	4.3	6.4	5.8	5.5	33.2
22	GAZEAU THOMAS	Rungis	1998	5.8	5.2	5.7	4.4	5.9	6.0	33.0
23	DUMIGNY Léo	Dreux 2 (indiv)	1996	5.5	3.8	5.7	5.3	6.2	5.9	32.4
24	INGROSSO Gabriel	Dreux	1994	3.2	5.3	5.4	6.5	6.0	5.8	32.2
25	LEONARD Alexi	Beauchamp	1993	5.5	5.0	4.6	6.5	5.4	5.1	32.1
26	BLUSTAJN NATHAN	Charenton	1998	5.6	5.5	5.2	6.3	4.3	4.9	31.8
27	DEVILLE PIERRE ALEXIS	Charenton	1995	5.6	4.5	4.6	5.5	5.9	5.6	31.7
28	BRILLANT GABRIEL	Marcoussis	1995	5.3	4.5	4.7	6.3	5.3	5.3	31.4
29	CAZALENS ANTOINE	Rungis	1998	4.9	5.5	4.9	5.2	5.6	5.2	31.3
30	DANO THEOPHILE	Athis Mons	1997	5.1	5.5	5.3	4.6	5.2	5.5	31.2
31	BARBOT SEBASTIEN	Rungis	1997	5.7	5.2	4.5	5.1	5.0	5.4	30.9





32	PALU-BERGEROU ALEXANDRE	Rungis	1998	5.0	5.7	5.2	4.1	5.2	5.6	30.8
33	GRANDIDIER MAXIME	Marcoussis	1998	5.5	5.0	4.9	4.9	5.0	5.4	30.7
	LE GUYADER VINCENT	Athis Mons	1998	5.4	4.6	3.7	4.8	5.3	6.9	30.7
35	CANPEAN REMUS	Charenton	1998	5.4	4.7	5.1	4.4	5.5	5.1	30.2
36	LUC David	CSB BRAY	1998	5.3	5.0	3.7	4.5	5.0	5.7	29.2
37	PLANQUE GUILLAUME	Marcoussis	1996	5.6	4.2	4.6	4.9	4.8	4.7	28.8
38	BATTIN JORDAN	Rungis	1998	4.7	5.2	4.1	4.9	4.5	5.0	28.4
39	CHANDELIER Corentin	CSB BRAY	1995	5.7	5.1	2.5	4.8	5.1	4.5	27.7
40	MALHERBE ADRIEN	CSB BRAY	1998	5.6	4.5	2.8	4.8	3.4	4.4	25.5
41	NUNES ADRIEN	Athis Mons	1998	5.2	5.3	0.0	5.1	5.1	4.2	24.9
42	BRILLANT RAPHAEL	Marcoussis	1998	4.8	3.4	1.7	4.4	2.9	3.7	20.9
43	RABIHOU Kassim	Dreux 2 (indiv)	1995	4.9	1.4	1.1	0.0	3.9	3.3	14.6
44	ANGELONI Quentin	CSB BRAY	1994	0.0	0.0	0.0	0.0	5.8	0.0	5.8
45	PRUDHOMME THIBAUT	Marcoussis	1993	0.0	0.0	0.0	0.0	0.0	0.0	0.0

6. FEMININ NIVEAU5 11 + . SIMPLE_APPARTENANCE (B) (individuels)

6.1. Résultats par équipes

	Equipe	Club					Total
1	Pontoise B	SPG Pontoise	25.5	25.8	24.8	27.4	103.5
2	Rungis B	AMAR RUNGIS	26.6	23.8	22.7	26.0	99.1
3	Moissy B	Moissy gym	23.6	25.9	22.7	26.8	99.0
4	Torcy B	FRANCE TORCY	24.0	27.0	21.6	25.6	98.2
5	Orsay B	CAORSAY	24.8	22.7	24.4	26.0	97.9
6	Brie B	scbgym	25.5	24.8	21.0	25.9	97.2
7	Beauchamp B	ARABESQUE GYMNIQUE BEAUCHAMP	23.7	23.2	23.3	26.4	96.6
8	St Germain Laval B	ACSG St Germain laval	20.7	23.2	21.8	22.8	88.5
9	Conflans B	PLM gym	23.5	19.6	19.5	24.4	87.0
10	Paris 1er B	Marines Sportives du Centre de Paris	16.8	18.9	17.2	24.5	77.4
11	St Cheron B (indiv)	Elan Gym St Cheron	0.0	0.0	0.0	0.0	0.0





6.2. Résultats individuels

	Gymnaste	Equipe	Annee					Total
1	DUPAY ANNE-FRANCE	Rungis B	1975	7.2	7.3	5.4	6.6	26.5
2	TOOTILL Lara May	Pontoise B	1991	6.2	7.0	6.2	7.0	26.4
	MOULIN Jessica	Moissy B	1988	6.3	6.7	6.2	7.2	26.4
	BRUZON BASCOU AURELIE	Torcy B	1981	6.5	7.3	6.0	6.6	26.4
5	SUARD Margot	Pontoise B	1991	6.6	6.9	5.8	6.8	26.1
6	AROUNASSALON Magalie	Beauchamp B	1981	6.9	6.9	5.3	6.9	26.0
7	GRANDIN Marianne	Orsay B	1991	6.7	6.5	6.0	6.7	25.9
	NOYER APOLINE	Brie B	1991	7.1	6.2	5.6	7.0	25.9
9	MARTIN Maud	Pontoise B	1992	6.6	5.6	6.5	6.8	25.5
10	ROYAU Ludyvine	Moissy B	1994	6.4	6.7	5.1	7.1	25.3
	TESSIER ESTELLE	Torcy B	1992	5.8	7.0	6.0	6.5	25.3
12	MERLIER MARION	Brie B	1992	6.9	6.4	5.4	6.5	25.2
13	BROCQUEVIEILLE MARIE	Rungis B	1989	6.3	6.5	5.4	6.8	25.0
14	BRUNET ROSA	Paris 1er B	1992	6.6	6.3	5.2	6.5	24.6
15	BOHY Cindy	Beauchamp B	1992	5.8	5.8	6.0	6.6	24.2
	MOLES Camille	Conflans B	1993	6.3	6.3	4.9	6.7	24.2
17	DUCLOS KARINE	Rungis B	1990	6.6	5.3	5.6	6.6	24.1
18	SNYDER Marlyn	St Germain Laval B	1992	5.4	6.9	6.1	5.6	24.0
	DUFRESNE Suzanne	Orsay B	1991	6.4	4.6	6.3	6.7	24.0
20	POIL MATHILDE	Brie B	1992	5.7	5.8	5.5	6.6	23.6
21	PAUCHET Fanny	Beauchamp B	1989	5.2	5.7	6.1	6.5	23.5
	LE MEUR MAIWEN	Torcy B	1993	5.8	6.5	4.8	6.4	23.5
23	BICHON Emilie	Orsay B	1991	5.9	4.8	5.9	6.6	23.2
	MAGNE Sandrine	Orsay B	1990	5.8	5.4	6.2	5.8	23.2
25	COTRONEO CELINE	Rungis B	1988	6.5	4.7	5.7	6.0	22.9
26	DORIER AMANDINE	Torcy B	1985	5.7	6.2	4.8	6.1	22.8
27	VEILLAND Emilie	Conflans B	1992	5.9	5.7	4.9	6.1	22.6
28	ABDOU SALIM Nissrine	Orsay B	1991	5.7	5.7	5.0	6.0	22.4
29	ANDRIEU Adeline	Conflans B	1995	5.7	5.1	4.8	6.6	22.2
30	COUSSEGAL Annabelle	Beauchamp B	1989	5.8	4.8	5.4	6.1	22.1
31	SOUCHET EVA	Paris 1er B	1990	5.4	6.5	3.9	6.2	22.0





32	BONNY Flore	Pontoise B	1994	5.4	4.4	5.1	6.7	21.6
33	MARCOS Ophélie	St Germain Laval B	1990	5.1	5.4	5.2	5.6	21.3
34	LETAIEF Skylar	St Germain Laval B	1995	4.7	5.1	5.6	5.7	21.1
35	OPER Amandine	St Germain Laval B	1994	4.3	5.8	4.9	5.3	20.3
	ROUGET MARION	Brie B	1988	5.8	5.9	2.8	5.8	20.3
37	DUMONTEIL ELISABETH	Paris 1er B	1993	4.8	5.9	3.6	5.6	19.9
38	PRUNIER Mégane	Orsay B	1988	5.5	5.1	3.7	5.3	19.6
39	PRUVOST Coline	Moissy B	1993	0.0	7.0	5.6	6.2	18.8
40	LE MAO Laura	Beauchamp B	1991	5.0	1.9	5.4	6.4	18.7
	BERENGUER Marilyne	Pontoise B	1976	6.1	6.3	6.3	0.0	18.7
42	ANDRIEU Camille	Conflans B	1990	5.6	2.5	4.9	5.0	18.0
	ARTHUR Gabrielle	St Germain Laval B	1990	5.5	2.0	4.6	5.9	18.0
44	KUPR Virginie	Moissy B	1989	5.4	0.4	5.8	5.8	17.4
45	CORZO Mélanie	Moissy B	1991	5.5	0.5	4.7	6.3	17.0
46	CONTE LEONORE	Rungis B	1990	6.0	4.4	6.0	0.0	16.4
	LOOS Christine	Moissy B	1991	0.0	5.5	5.0	5.9	16.4
48	ROUGET CAMILLE	Brie B	1992	5.4	6.3	4.5	0.0	16.2
49	BELLA Julia	Pontoise B	1991	0.0	5.4	3.7	6.8	15.9
50	CHEVRIER Solenne	Beauchamp B	1989	0.0	4.3	5.8	5.2	15.3
51	DUTIER MARJORIE	Torcy B	1992	5.9	3.1	0.0	5.8	14.8
52	SIPOS GALA	Paris 1er B	1990	0.0	0.2	4.5	6.2	10.9
53	DELAGÉ Sandra	St Cheron B (indiv)	1990	0.0	0.0	0.0	0.0	0.0
	FORTUNE Whitney	St Cheron B (indiv)	1990	0.0	0.0	0.0	0.0	0.0

7. FEMININ NIVEAU5 9-12 ans . SIMPLE_APPARTENANCE (individuels)

7.1. Résultats par équipes





	Equipe	Club					Total
1	Champagne	U.S. CHAMPAGNE	26.9	24.8	25.8	26.3	103.8
2	Gargenville	Espérance de Gargenville	25.1	25.7	25.9	24.4	101.1
3	Alliance Dreux	ALLIANCE DE DREUX GYMNASTIQUE	27.2	24.0	24.4	25.3	100.9
4	Brie	scbgym	24.4	22.3	24.0	25.7	96.4
5	Plaisir	ETOILE GYMNIQUE PLAISIROISE	23.7	20.3	22.0	25.3	91.3
6	Gargenville 1 (indiv)	Espérance de Gargenville	6.0	4.6	5.3	5.7	21.6

7.2. Résultats individuels





	Gymnaste	Equipe	Annee					Total
1	LANGLOIS VERENA	Champagne	1997	6.9	6.5	7.0	7.0	27.4
2	MICHEL AGATHE	Champagne	1997	6.8	6.4	6.9	7.0	27.1
3	CARPENTIER MAELIE	Alliance Dreux	1996	7.2	5.8	6.7	6.6	26.3
4	TONDI ORIANE	Gargenville	1995	6.6	6.6	6.6	6.2	26.0
5	BLANQUET CHARLOTTE	Alliance Dreux	1995	6.7	6.5	6.0	6.4	25.6
6	LONGUET MARINE	Alliance Dreux	1996	6.7	6.2	6.4	6.2	25.5
7	DOUESSIN CHLOE	Gargenville	1995	6.3	6.6	6.4	6.0	25.3
8	MERCIER Camille	Brie	1995	6.6	5.8	6.4	6.4	25.2
9	CAYOUX MANON	Gargenville	1995	6.1	6.0	6.4	6.3	24.8
10	PISKOR VALENTINE	Champagne	1998	6.4	6.1	6.1	6.1	24.7
11	LUIS Esther	Brie	1995	6.9	5.8	5.3	6.6	24.6
12	FRANCESCHINA ANGIE	Gargenville	1996	5.9	6.5	6.4	5.6	24.4
13	GUILBERT EMMA	Champagne	1997	6.8	5.8	5.6	5.9	24.1
14	CHAUVEL ANAIS	Gargenville	1995	6.1	5.9	6.2	5.7	23.9
15	LELAIDIER-PAZERY CHARLINE	Gargenville	1995	5.5	5.6	6.5	5.9	23.5
	VENET OCEANE	Champagne	1996	5.7	5.8	5.8	6.2	23.5
17	BREL Anne	Brie	1995	4.9	5.5	6.0	6.3	22.7
18	HUET JULIE	Plaisir	1996	5.6	5.2	5.6	6.1	22.5
19	HENRY LUCIE	Alliance Dreux	1996	6.6	5.5	4.3	6.0	22.4
20	DUMAS MANON	Alliance Dreux	1996	5.9	5.0	5.3	6.1	22.3
	PERRAUDIN Laura	Brie	1996	5.1	5.2	5.6	6.4	22.3
22	JARRY MANON	Plaisir	1996	5.9	5.1	5.2	5.9	22.1
23	SCHIFFANO MEGHANE	Plaisir	1996	5.5	4.8	5.1	6.6	22.0
24	CERVERA Clara	Brie	1995	5.8	4.2	5.7	6.2	21.9
25	PIFFARD ESTELLE	Plaisir	1995	6.2	5.2	5.3	5.1	21.8
26	CORDONNIER MELISSA	Champagne	1995	5.9	4.7	5.4	5.7	21.7
27	BOSC FLORIANE	Gargenville 1 (indiv)	1995	6.0	4.6	5.3	5.7	21.6
28	ADRIEN JULIE	Plaisir	1995	5.3	4.4	5.9	5.9	21.5
29	CHARMET Angeline	Brie	1996	4.7	3.9	5.9	5.9	20.4
30	NOBRES MARGAUX	Plaisir	1996	6.0	0.8	5.2	6.7	18.7

8. FEMININ NIVEAU5 11 + . DOUBLE_APPARTENANCE (individuels)

8.1. Résultats par équipes



	Equipe	Club					Total
1	Vigneux	Espérance de Vigneux	26.7	26.1	25.8	24.8	103.4
2	Nogent	REVEIL DE NOGENT GYM	27.4	23.8	25.0	24.8	101.0
3	Draveil	draveil	0.0	0.0	0.0	0.0	0.0

8.2. Résultats individuels

	Gymnaste	Equipe	Annee					Total
1	BOUSSARD Kelly	Vigneux	1983	6.9	7.1	6.3	6.5	26.8
2	PELISSIER Nelly	Vigneux	1980	7.4	6.9	6.4	5.7	26.4
3	GUILLEMIN Nadège	Vigneux	1986	6.8	6.6	6.3	6.1	25.8
4	GUILLOT LOUESSARD MARINE	Nogent	1988	6.7	6.0	6.6	6.1	25.4
5	TREUIL MAELLE	Nogent	1989	7.2	5.6	6.1	6.2	25.1
6	NIOCHE ADLINE	Nogent	1986	5.4	6.6	6.1	6.3	24.4
7	TELGA VALERIE	Nogent	1983	7.0	5.6	5.7	5.7	24.0
8	VIDAL Aurélie	Vigneux	1986	5.6	5.5	5.8	6.3	23.2
9	AUROUX ALICE	Nogent	1988	6.5	4.4	5.6	6.0	22.5
10	JEANTET Alexandra	Vigneux	1994	5.6	5.1	5.6	5.9	22.2
11	COLOSSE MELANIE	Nogent	1989	6.2	3.3	6.2	6.2	21.9
12	ADAPEN Jessy	Vigneux	1984	0.0	0.0	6.8	0.0	6.8
13	ADAM Cindy	Draveil	1995	0.0	0.0	0.0	0.0	0.0
	CYRILLE Gladys	Draveil	1991	0.0	0.0	0.0	0.0	0.0
	BAFFARD Julie	Draveil	1994	0.0	0.0	0.0	0.0	0.0
	CARTIER Eloise	Draveil	1989	0.0	0.0	0.0	0.0	0.0
	DELIGNAT Laura	Draveil	1990	0.0	0.0	0.0	0.0	0.0
	DOUARIN Solenne	Draveil	1990	0.0	0.0	0.0	0.0	0.0

9. FEMININ NIVEAU5 11 + . SIMPLE_APPARTENANCE (individuels)

9.1. Résultats par équipes

	Equipe	Club					Total
1	Orsay A	CAORSAY	28.2	26.8	26.9	27.4	109.3
2	Vigneux A	Espérance de Vigneux	27.3	28.8	25.7	27.1	108.9
3	Vauréal A	EGV	27.4	28.9	25.2	26.9	108.4
4	Lognes A	GYM CLUB DE LOGNES	25.7	26.8	26.7	27.8	107.0
5	Provins A	LES MANICOUS	27.5	24.0	26.1	26.9	104.5
6	Charenton A	Envol Gym	25.6	26.6	25.3	26.8	104.3
7	Noisiel A	asan gym	26.8	25.5	25.1	26.8	104.2
8	Eragny A	gsa eragny	26.5	25.4	25.2	26.4	103.5
9	Yerres A	GYM CLUB YERROIS	24.4	26.6	25.5	26.7	103.2
10	Gargenville A 2	Espérance de Gargenville	24.8	25.9	25.6	26.0	102.3
11	Marcoussis A	ASM	26.5	26.0	24.6	24.4	101.5
12	Les Clayes A	USMClayes sous Bois Gymnastique Artistique	23.6	25.5	25.7	26.3	101.1
	Villecresnes A	ETOILE	25.8	24.6	25.2	25.5	101.1
14	Torcy A 2	FRANCE TORCY	23.4	26.9	24.1	26.6	101.0
15	Torcy A 1	FRANCE TORCY	24.8	26.3	24.9	24.9	100.9
16	Montereau A	CS MONTEREAU	25.8	23.5	24.8	26.1	100.2
17	Gargenville A 1	Espérance de Gargenville	23.8	25.9	25.1	24.1	98.9
18	Plaisir A	ETOILE GYMNIQUE PLAISIROISE	24.5	23.8	25.0	25.4	98.7
19	Charenton A (indiv)	Envol Gym	0.0	0.0	0.0	0.0	0.0

9.2. Résultats individuels








	Gymnaste	Equipe	Annee					Total
1	MADELAINÉ Claire	Orsay A	1982	7.5	7.3	7.3	7.2	29.3
2	CHEVET Chloé	Provins A	1993	7.5	7.0	6.8	6.9	28.2
3	HURY Margot	Lognes A	1985	7.1	7.4	6.4	7.2	28.1
4	BIGIRIMANA. INGRID	Noisiel A	1992	7.1	7.1	6.9	6.9	28.0
5	GOBILLOT CAMILLE	Montereau A	1986	6.9	7.1	6.5	7.2	27.7
6	FONTAINE Marion	Lognes A	1994	6.6	7.3	6.6	7.1	27.6
7	RAYMOND CHRISTINE	Vauréal A	1981	7.6	7.2	6.4	6.3	27.5
8	MASSEAU Sophie	Vigneux A	1993	6.6	7.0	6.6	7.0	27.2
9	JEANNET ANNE SOPHIE	Vauréal A	1984	5.8	7.6	6.5	7.2	27.1
10	NEDJAR SASHA	Charenton A	1994	6.4	6.9	6.6	7.0	26.9
11	MATHEY Justine	Orsay A	1990	7.4	6.0	6.7	6.7	26.8
	DIOURON Noémie	Vigneux A	1991	7.2	7.0	5.5	7.1	26.8
13	DIOURON Maéla	Vigneux A	1993	6.3	6.9	6.8	6.5	26.5
14	WALLON Elodie	Eragny A	1994	6.8	6.3	6.3	7.0	26.4
15	BOURY Marion	Yerres A	1990	6.6	7.0	6.1	6.5	26.2
	WALLON Marion	Eragny A	1991	7.3	6.5	5.78	6.6	26.2
	SULPICE KELLY	Vauréal A	1982	7.1	7.2	5.9	6.0	26.2
18	DE FRANCESCO Céline	Orsay A	1989	6.8	5.3	7.1	6.9	26.1
	PIRES Karine	Vigneux A	1992	7.2	7.3	5.3	6.3	26.1
20	HACK LUCINE	Gargenville A 2	1993	6.6	5.9	6.9	6.6	26.0
	MARTINEAU Sabrina	Vigneux A	1993	6.2	7.5	5.9	6.4	26.0
	POULET MELANIE	Villecresnes A	1995	7.1	5.9	6.5	6.5	26.0

23	BORDIER Cécilia	Les Clayes A	1991	6.1	6.5	6.5	6.8	25.9
	BEUGRAND JULIE	Vauréal A	1991	6.6	6.9	5.8	6.6	25.9
	HUG LOLA	Torcy A 2	1994	6.0	7.0	6.2	6.7	25.9
26	BOUVARD ANNE SOPHIE	Noisiel A	1993	6.7	6.5	5.5	7.0	25.7
	OUADGHIRI SARAH	Vauréal A	1991	6.1	6.7	6.4	6.5	25.7
28	POIRSON Charlène	Orsay A	1992	6.5	6.9	5.8	6.4	25.6
	FARIA FIONA	Charenton A	1992	6.8	6.4	6.0	6.4	25.6
	DINTRAS LUCILE	Torcy A 1	1989	6.5	6.7	6.3	6.1	25.6
	HOFFMANN CLAIRE	Torcy A 1	1987	6.3	6.4	6.3	6.6	25.6
32	LEAL ALEXANDRA	Charenton A	1991	6.2	6.6	6.2	6.5	25.5
33	RIDEL Jeanne	Eragny A	1987	6.3	6.2	6.5	6.4	25.4
	FRIZON ALLISON	Gargenville A 2	1993	6.2	6.0	6.3	6.9	25.4
	FREMIN ELODIE	Gargenville A 1	1991	6.0	6.5	6.5	6.4	25.4
	MASSON Chloé	Provins A	1992	7.2	6.2	5.6	6.4	25.4
	IGOUF Estelle	Lognes A	1992	6.0	6.4	6.3	6.7	25.4
38	DEGUINE Marie	Yerres A	1992	6.0	6.6	6.2	6.5	25.3
	LE HENT MANON	Gargenville A 2	1993	6.1	7.0	5.9	6.3	25.3
	DRUILHE MORGANE	Villecresnes A	1994	6.5	6.6	6.2	6.0	25.3
41	DE OLIVEIRA Gwendoline	Les Clayes A	1990	5.7	6.5	6.7	6.2	25.1
	CASTANS Apolline	Eragny A	1994	6.1	5.9	6.7	6.4	25.1
	BARRE Candice	Provins A	1992	6.3	5.4	6.5	6.9	25.1
44	PANGHALIS EMILIE	Gargenville A 1	1991	5.8	7.1	6.3	5.8	25.0
45	CALLU DELPHINE	Plaisir A	1992	6.1	6.2	6.3	6.3	24.9
	DRUILHE MAGALI	Villecresnes A	1992	5.9	6.0	6.5	6.5	24.9
47	BLACKFORD Marie	Provins A	1991	6.5	4.9	6.7	6.7	24.8
48	SAINTON LEILA	Montereau A	1989	6.7	5.0	6.6	6.4	24.7
	BOURY Hélène	Yerres A	1990	5.4	5.9	6.7	6.7	24.7
	HOFFMANN CHRISTINE	Torcy A 1	1992	5.9	6.4	6.2	6.2	24.7
	LAMER Maëva	Lognes A	1996	6.0	5.1	7.1	6.5	24.7
	MANEVY Manon	Lognes A	1996	5.6	5.7	6.6	6.8	24.7
53	DRIEU Céline	Les Clayes A	1989	5.8	5.8	6.4	6.6	24.6
	GONTIE ADRIANE	Torcy A 2	1992	5.7	6.8	5.5	6.6	24.6
	TAMAMES SOFIA	Torcy A 2	1994	5.4	6.6	6.3	6.3	24.6
56	DUCROS MORGANE	Marcoussis A	1993	6.6	6.5	6.2	5.2	24.5
	LOHY ALICIA	Gargenville A 2	1992	5.6	6.9	6.2	5.8	24.5
	ROUYER Alice	Orsay A	1992	6.2	6.6	5.1	6.6	24.5
	BUSSETI CHLOE	Noisiel A	1992	6.0	5.9	6.2	6.4	24.5
60	BENOIT Sarah	Les Clayes A	1988	5.7	6.7	6.1	5.9	24.4
	PIFFARD LAETITIA	Plaisir A	1992	6.5	5.9	6.5	5.5	24.4
	HEBRARD VALENTINE	Vauréal A	1989	6.0	6.5	5.3	6.6	24.4
63	VAUDOUX JUSTINE	Noisiel A	1995	5.8	5.7	6.2	6.5	24.2
	GONTIE LOLA	Torcy A 2	1995	5.8	6.3	5.4	6.7	24.2
65	MARTINEZ CAROLINE	Noisiel A	1992	6.7	6.0	5.6	5.8	24.1
	HAUDEBERT LAURENE	Villecresnes A	1994	6.0	6.1	5.8	6.2	24.1
	TRUGEON VANESSA	Torcy A 1	1989	6.1	6.8	5.4	5.8	24.1
68	MAUCHAMP MARJORIE	Plaisir A	1990	5.9	5.8	5.7	6.6	24.0
	BESSENET CHARLOTTE	Gargenville A 2	1992	5.9	6.0	5.9	6.2	24.0
	SALTON LESLIE	Torcy A 2	1992	5.7	6.5	5.2	6.6	24.0
71	AROSKAY ADELINE	Marcoussis A	1992	6.0	6.2	5.6	6.1	23.9
	LOQUIEN Marine	Eragny A	1991	6.1	6.4	5.6	5.8	23.9
73	LEPAGE FLORENCE	Marcoussis A	1992	6.4	6.5	5.8	5.1	23.8
	BAZIN MARINE	Marcoussis A	1990	6.6	4.8	6.3	6.1	23.8
	MONBRUN CAMILLE	Plaisir A	1991	6.0	5.9	5.9	6.0	23.8
	GOLMAN LARA	Gargenville A 2	1994	5.6	5.8	6.2	6.2	23.8
	CONDEZ MARION	Villecresnes A	1994	6.2	5.6	5.7	6.3	23.8
78	LEMERLUS Clémence	Les Clayes A	1991	6.0	5.3	5.5	6.7	23.5








79	TOAHI RAISSA	Montereau A	1990	6.2	5.1	5.7	6.4	23.4
80	DE JESUS ELODIE	Charenton A	1992	5.9	5.0	6.5	5.8	23.2
	TANNE FILIPPI NOEMIE	Charenton A	1992	6.2	4.4	5.7	6.9	23.2
82	MERCIER OCEANE	Montereau A	1994	5.4	6.3	5.3	6.1	23.1
	HOFFMANN BEATRICE	Torcy A 1	1992	5.4	5.6	6.1	6.0	23.1
84	CRUCHET Pauline	Yerres A	1991	5.3	5.9	5.7	6.1	23.0
	GERVASI Floriane	Yerres A	1987	6.4	5.1	5.8	5.7	23.0
	RETTET CHARLENE	Gargenville A 1	1990	6.1	6.3	5.4	5.2	23.0
	GAMBERT MELANIE	Noisiel A	1994	6.3	5.0	5.8	5.9	23.0
88	SPERANZA CLAUDIA	Gargenville A 1	1991	5.3	6.0	6.4	5.1	22.8
89	COTTENCEAU Marie	Provins A	1994	5.4	5.0	6.1	6.2	22.7
	CRAPART Clémence	Provins A	1995	5.8	5.4	5.5	6.0	22.7
91	GOLDSTER TIFFANY	Torcy A 2	1992	5.9	4.0	6.1	6.3	22.3
92	LLODRA MAYANS CELIA	Villecresnes A	1994	5.7	5.6	6.0	4.8	22.1
93	BARBARIN MANON	Gargenville A 1	1995	5.9	3.9	5.9	6.3	22.0
	DELORMEL MARIE	Gargenville A 1	1992	5.4	5.5	5.5	5.6	22.0
95	BAZIN MELANIE	Marcoussis A	1993	6.9	2.8	5.9	6.2	21.8
	DALACHE OCEANE	Montereau A	1990	6.0	3.9	6.0	5.9	21.8
97	DE IULIIS JESSICA	Plaisir A	1989	5.2	3.5	6.3	6.5	21.5
98	CYRILLE GLADIS	Vigneux A	1991	5.6	2.2	6.4	6.5	20.7
99	WORBE CAROLINE	Plaisir A	1984	4.3	5.0	5.6	5.7	20.6
	VANDERSWAEN Sandra	Yerres A	1980	0.0	7.1	6.5	7.0	20.6
10 1	LESAGE PAULINE	Marcoussis A	1989	0.0	6.8	6.2	6.0	19.0
10 2	LUGUERN OCEANE	Charenton A	1994	6.1	6.7	0.0	5.7	18.5
10 3	CREPIN ELODIE	Montereau A	1986	5.6	2.7	4.5	4.3	17.1
10 4	FONTAINE Lisa	Orsay A	1991	0.0	0.0	0.0	0.0	0.0
	COUDOUR PAULINE	Charenton A (indiv)	1991	0.0	0.0	0.0	0.0	0.0
	BARCA PEDROSSA Marianne	Lognes A	1989	0.0	0.0	0.0	0.0	0.0

10. MASCULIN NIVEAU5 7-10 ans . SA_DA (individuels)

10.1. Résultats par équipes





	Equipe	Club								Total
1	Brunoy	BRUNOY PYRAMIDE	24.5	21.9	22.0	26.3	24.7	20.2		139.6
2	Draveil	draveil	22.8	22.5	20.1	22.6	22.8	19.6		130.4

10.2. Résultats individuels





	Gymnaste	Equipe	Annee								Total
1	YAHMED ELIES	Brunoy	1997	6.1	5.8	6.3	6.6	6.4	5.5		36.7
2	ZANCHETTA Antoine	Draveil	1997	5.9	5.6	5.7	5.9	6.2	5.0		34.3
	RABEAU SIMON	Brunoy	1998	6.0	5.0	5.3	6.6	6.1	5.3		34.3
4	VACHERON VINCENT	Brunoy	1997	6.4	5.5	4.9	6.9	6.3	4.0		34.0
5	BARON Hugo	Draveil	1999	6.0	5.7	5.4	5.9	5.4	5.1		33.5
	HAZARD CHRISTOPHE	Brunoy	1997	5.9	5.6	5.0	6.2	5.9	4.9		33.5
7	LAURENT GUILLAUME	Brunoy	1997	6.0	4.7	5.4	6.2	5.9	4.5		32.7
8	BESSON Cyril	Draveil	1999	5.4	6.0	4.2	5.3	5.9	4.8		31.6
9	BESSON Yann	Draveil	1998	5.5	5.2	4.8	5.5	5.3	4.7		31.0
10	LEGROS Louis	Draveil	1998	0.0	0.0	0.0	0.0	0.0	0.0		0.0

11. FEMININ NIVEAU5 9-12 ans . DOUBLE_APPARTENANCE (individuels)

11.1. Résultats par équipes








	Equipe	Club					Total
1	Yerres	GYM CLUB YERROIS	26.5	22.0	23.6	24.5	96.6
2	Dammarie	etoile sportive de dammarie les lys	23.5	21.9	26.0	23.1	94.5

11.2. Résultats individuels








	Gymnaste	Equipe	Annee					Total
1	REINERS Laura	Yerres	1995	6.5	6.0	6.2	6.5	25.2
2	LAVIGNE Natacha	Yerres	1995	6.9	4.8	5.6	6.4	23.7
3	SERGEANT Maeva	Dammarie	1995	6.1	5.8	6.0	5.5	23.4
4	PORTIER Marion	Yerres	1996	6.5	4.8	6.1	5.9	23.3
5	BOUTELOUP Célia	Dammarie	1996	5.9	5.7	6.2	5.4	23.2
6	OROS emeline	Dammarie	1995	5.9	4.5	6.4	6.2	23.0
7	DESVAUX Léa	Dammarie	1995	5.6	4.9	6.7	5.7	22.9
8	LOYEZ Ilana	Yerres	1996	5.4	5.9	5.7	5.6	22.6
	LEGUAY Oceane	Dammarie	1995	5.5	4.8	6.6	5.7	22.6
10	CHARTIER Louise	Dammarie	1995	5.5	5.5	6.3	5.0	22.3
11	LECLERCQ Nolwenn	Yerres	1995	6.2	5.3	5.0	5.6	22.1
12	NESTOUR Charlotte	Yerres	1996	6.6	4.3	5.2	5.7	21.8

12. MASCULIN NIVEAU6 11 + . SA_DA (individuels)

12.1. Résultats par équipes





	Equipe	Club								Total
1	Champagne	U.S.CHAMPAGNE	24.2	25.0	23.6	27.0	24.5	25.5		149.8
2	Rungis	AMAR RUNGIS	21.6	23.2	22.3	24.4	24.8	22.1		138.4

12.2. Résultats individuels





	Gymnaste	Equipe	Annee								Total
1	BRETON JEAN	Champagne	1992	6.3	6.3	6.1	6.8	6.2	6.4		38.1
2	BONZON MAEL	Champagne	1995	6.1	6.3	5.8	7.1	6.2	6.5		38.0
3	BRETON MARC	Champagne	1996	5.6	6.0	6.1	6.1	6.0	6.2		36.0
4	CHARLOT LIONEL	Rungis	1965	5.2	5.9	5.5	6.7	6.4	5.8		35.5
5	GRAPPERON ETIENNE	Champagne	1992	3.9	6.4	5.6	7.0	6.1	6.4		35.4
6	VIEIRA TONY	Rungis	1963	5.2	5.8	5.9	6.0	6.1	5.8		34.8
7	DOUADI MAHDI	Rungis	1982	5.5	5.8	5.4	6.0	6.1	5.3		34.1
8	MARVAUX MATHIAS	Champagne	1996	6.2	5.8	5.4	5.5	5.7	5.4		34.0
9	LARGILLIERE ANTONIN	Champagne	1995	5.3	5.7	5.4	5.8	5.3	5.8		33.3
10	BAHON EMMANUEL	Rungis	1958	5.3	4.9	5.5	5.7	6.2	5.2		32.8
11	LERFEL ALAIN	Rungis	1964	5.6	5.7	4.4	4.6	4.8	4.5		29.6

13. FEMININ NIVEAU6 7-10 ans . SA_DA (individuels)

13.1. Résultats par équipes

	Equipe	Club					Total
1	Dammarie	etoile sportive de dammarie les lys	22.9	23.8	19.7	23.4	89.8

13.2. Résultats individuels

	Gymnaste	Equipe	Annee					Total
1	Beugnon Clara	Dammarie	1999	6.3	5.5	5.2	6.2	23.2
2	Silete Yolène	Dammarie	1998	5.8	6.3	4.9	6.1	23.1
3	Mancet Moussière Héloïse	Dammarie	1999	5.4	6.3	5.0	5.8	22.5
4	Lhotellier Clara	Dammarie	1997	5.4	5.7	4.6	4.7	20.4
5	Devaux Emma	Dammarie	1997	0.0	3.9	4.3	5.3	13.5
6	6	Dammarie	0	0.0	0.0	0.0	0.0	0.0