

**Résultats de la compétition**




***1/2 Finale Groupe 2***

***Voreppe / Tullins***





***1 et 2 Mai 2010***

# 1. FEMININ NIVEAU6 9-14 ans . SA\_DA (B) (individuels)

## 1.1. Résultats par équipes

	Equipe	Club					Total
1	St Just St Rambert	FJEP St Just St Rambert	26.2	29.3	29.7	29.2	114.4
2	La Mure	GC La Mure	24.1	30.1	29.1	29.2	112.5
3	Riorges	Olympique Riorges Gymnastique	24.2	28.8	28.9	28.7	110.6
4	Domène	Etoile sportive doménoise	24.0	28.6	28.6	28.7	109.9
5	UGVH Aubagne	UGVH Aubagne	24.8	28.4	28.9	27.6	109.7
6	MONTMELIAN	EGSM	23.3	28.3	27.8	29.4	108.8
7	Corbas	Corbas Gym	24.6	28.3	26.8	27.0	106.7
8	Renaion	Amicale Laique Sportive Renaion	24.3	26.6	29.0	26.6	106.5
9	Heyrieux	JA Heyrieux Gymnastique Sportive	22.9	27.5	26.6	29.3	106.3
10	Trets	GS Trets	24.6	28.0	26.8	26.8	106.2
11	Marcy charbonnières	As marcy-charbonnières	26.0	26.9	25.7	27.5	106.1
12	Meylan	ASPA Meylan	23.7	25.7	29.0	25.7	104.1





## 1.2. Résultats individuels

	Gymnaste	Equipe	Annee					Total
1	BOUYAHIAOUI Cassandra	Domène	1997	6.9	7.4	7.4	7.8	29.5
2	GRAND MARION	La Mure	1997	6.3	7.9	7.4	7.3	28.9
3	BRUNET Chloé	St Just St Rambert	1999	6.4	7.8	7.5	7.0	28.7
	PREVOST Lisa	St Just St Rambert	1998	6.5	7.2	7.5	7.5	28.7
	ROBERT Lou	St Just St Rambert	1999	6.9	7.2	7.1	7.5	28.7
6	TEIXEIRA Andréa	St Just St Rambert	1995	6.3	7.1	7.6	7.1	28.1
7	HOEBEKE Justine	Trets	1995	6.4	7.6	7.2	6.8	28.0
	SCHWARTZ EMELINE	La Mure	1995	6.3	7.3	7.2	7.2	28.0
9	NAVE Roxsane	Riorges	1996	5.9	7.6	7.4	7.0	27.9
	LE METAYER Solenn	UGVH Aubagne	1996	6.4	7.4	7.4	6.7	27.9
11	CREPIN MARIE	MONTMELIAN	1997	6.3	6.7	7.0	7.8	27.8
12	LERICHOMME Sarah	Riorges	1997	6.6	7.0	7.1	6.9	27.6
	GALVIN KATHLEEN	La Mure	1997	5.6	7.9	6.6	7.5	27.6
14	DUNEZ Sarah	Renaion	1997	5.8	6.6	7.6	7.1	27.1
	CADOUOT ULLIEL SOLENE	MONTMELIAN	1996	5.7	7.5	6.8	7.1	27.1
	CLEMENT CAMILLE	MONTMELIAN	1997	5.8	6.8	6.9	7.6	27.1
17	MALMAZET Laurianne	Corbas	1999	6.4	7.0	6.3	7.3	27.0
	PANGOT Pauline	Riorges	1996	6.0	7.0	6.7	7.3	27.0
	IZOPET Délphine	UGVH Aubagne	1998	6.0	6.9	7.4	6.7	27.0
	MATIGNON BREL Mathilde	UGVH Aubagne	1995	5.9	6.7	7.4	7.0	27.0
	MARICHY Laurine	Heyrieux	1997	5.6	6.4	7.5	7.5	27.0
22	CONTREAU Manon	Corbas	1997	6.1	7.0	7.3	6.5	26.9
23	SAUZET Lise	St Just St Rambert	1996	6.4	6.9	7.0	6.5	26.8
	FOURCADE Gabrielle	Meylan	1997	6.4	7.0	6.6	6.8	26.8
	BERTHOLLON Marion	Heyrieux	1998	6.9	7.1	6.0	6.8	26.8
	LOUE Julie	Heyrieux	1999	5.5	7.1	6.6	7.6	26.8
	SANCHEZ CAMILLE	MONTMELIAN	1996	5.5	7.3	7.1	6.9	26.8
28	ROCHE Julie	Renaion	1997	6.1	6.6	7.2	6.8	26.7
29	DUDRAGNE Célia	Marcy charbonnières	1997	6.7	6.8	6.3	6.8	26.6
	BUCHET Brune	UGVH Aubagne	1995	6.4	7.4	5.8	7.0	26.6





	MELZANI AURORE	La Mure	1999	5.9	6.3	7.2	7.2	26.6
32	BELMILOUD Chirine	Corbas	1999	5.8	7.5	6.5	6.6	26.4
	LAFAYE Charlotte	Riorges	1996	5.7	6.5	7.1	7.1	26.4
34	EUGENE Amandine	Trets	1997	6.6	6.2	6.8	6.6	26.2
35	MERLIN DOMONT Ariane	UGVH Aubagne	1997	6.0	6.5	6.7	6.9	26.1
	RAYMOND Manon	Renaison	1995	6.4	7.1	7.5	5.1	26.1
37	BOILEAU Eugénie	Domène	1996	5.3	7.2	6.7	6.7	25.9
	BALLON Ambre	St Just St Rambert	1999	6.3	6.5	6.0	7.1	25.9
	FELIX MORGANE	La Mure	1996	4.8	7.0	7.3	6.8	25.9
40	LASSOT Marion	Riorges	1996	5.2	7.2	7.2	6.2	25.8
41	BOURBON Marie	Marcy charbonnières	1997	6.5	6.2	6.5	6.5	25.7
	BON Lise	Domène	1995	5.4	7.2	6.8	6.3	25.7
	JOUSSIER Marine	Trets	1996	5.2	7.1	6.5	6.9	25.7
44	TODESCHINI Lucie	Marcy charbonnières	1997	6.6	6.6	5.5	6.9	25.6
45	MYON Coralie	Marcy charbonnières	1995	6.2	6.6	5.9	6.8	25.5
	ARNAUD Axelle	Meylan	1997	5.7	6.3	7.5	6.0	25.5
	DEL PERCIO Inès	Corbas	1997	5.7	6.8	6.4	6.6	25.5
48	SAGE Laetitia	Marcy charbonnières	1995	5.4	6.7	6.3	7.0	25.4
49	ROGEAT Thais	Trets	1995	5.8	6.8	6.3	6.4	25.3
50	BOUVET Marie sara	Domène	1998	5.2	6.1	7.1	6.8	25.2
51	BOSI Elisa	Meylan	1997	5.1	5.9	7.0	6.9	24.9
	FROMENT Chloé	Riorges	1996	3.4	7.0	7.2	7.3	24.9
53	SANDRIN Lison	Marcy charbonnières	1996	5.4	6.8	6.6	6.0	24.8
	SOULES Ophelie	Domène	1998	4.8	6.8	6.5	6.7	24.8
	BOYER Daphné	Meylan	1997	6.1	6.2	7.3	5.2	24.8
56	ROUSSEL Sylvine	Trets	1998	5.8	6.5	5.8	6.5	24.6
57	DOMINE Alice	Meylan	1996	5.5	5.8	7.2	6.0	24.5
	COURBON Carole	Corbas	1998	6.3	5.1	6.6	6.5	24.5
59	BIBUS Sarah	Renaison	1997	6.0	4.9	6.7	6.7	24.3
60	RICHALET Margot	Meylan	1997	5.5	6.2	6.6	5.6	23.9
	DEGOTTEX CLEMENCE	MONTMELIAN	1996	5.2	5.8	6.1	6.8	23.9
62	CASACCIA Marion	Trets	1995	5.6	6.2	6.0	5.4	23.2
63	DELOCHE LOLA	La Mure	1997	4.4	5.5	6.8	6.4	23.1
64	DEL CAMBRE Elisa	Heyrieux	1996	4.3	5.7	5.8	7.2	23.0
65	LALLEE Anais	Heyrieux	1997	4.9	3.8	6.4	7.0	22.1
66	PINTUS Océane	Domène	1998	6.4	0.0	7.3	7.4	21.1
67	BOUVERET Charline	Heyrieux	1995	0.0	6.9	6.1	6.6	19.6
68	PHILIBERT Bénédicte	Renaison	1996	0.0	6.3	5.9	6.0	18.2

## 2. FEMININ NIVEAU5 9-14 ans . DOUBLE\_APPARTENANCE (individuels)

### 2.1. Résultats par équipes





	Equipe	Club					Total
1	Crest	Us crétoise gymnastique	18.1	29.9	17.9	22.1	88.0

### 2.2. Résultats individuels





	Gymnaste	Equipe	Annee					Total
1	AZAIS Abigael	Crest	1996	6.5	8.2	7.1	7.7	29.5
2	VALESA Pauline	Crest	1997	5.7	8.1	5.8	7.4	27.0
3	BELLETT Clémence	Crest	1998	5.9	7.4	5.0	7.0	25.3
4	AZAIS Esther	Crest	1998	0.0	6.2	0.0	0.0	6.2

### 3. FEMININ NIVEAU5 9-12 ans . SIMPLE\_APPARTENANCE (individuels)

#### 3.1. Résultats par équipes

	Equipe	Club					Total
1	Marseille Montredon	Association gymnique montredon	25.8	32.1	30.0	32.1	120.0
2	Jonage	E.s.j gymnastique artistique	25.8	32.1	30.3	30.6	118.8
3	Lambesc	ALSL lambesc	25.4	32.5	30.1	30.6	118.6
4	Trets 1	Gymnastique sportive tretsoise	24.0	32.9	28.6	31.4	116.9
5	Massilia Olympic	Massilia Olympic Gym	24.5	30.0	29.0	31.6	115.1
6	Rhodia club	Rhodia-Club Gymnastique	25.5	30.8	27.1	31.3	114.7
7	Pont de claix	Pont de claix amicale gymnique	25.4	29.7	26.5	30.5	112.1
8	Trets 2	Gymnastique sportive tretsoise	24.7	28.3	27.8	29.3	110.1
9	St Genis les Ollières	Entente St genoise	25.5	22.4	27.5	28.8	104.2





#### 3.2. Résultats individuels

	Gymnaste	Equipe	Annee					Total
1	RYCHEN Emeline	Marseille Montredon	1999	6.9	8.3	8.6	8.4	32.2
2	GIORGI Lisa	Marseille Montredon	1998	6.5	8.7	7.7	8.0	30.9
3	ROUGEAUX Mathilde	Rhodia club	1997	7.0	7.9	7.0	8.6	30.5
4	DE SOUSA Cathy	Jonage	1997	6.5	8.5	7.7	7.6	30.3
5	FRANCO MAELLE	Pont de claix	1998	6.8	8.1	7.1	8.1	30.1
6	MACERI Marjorie	Massilia Olympic	1998	5.9	8.2	7.7	8.2	30.0
7	SEGUIN Marine	Lambesc	1999	6.4	8.1	7.9	7.5	29.9
	ROUX Clementine	Jonage	1997	6.7	7.4	8.1	7.7	29.9
9	FOIX Clarisse	Lambesc	2000	6.2	8.1	7.6	7.9	29.8
10	ZENATTI Mélissa	Trets 1	1999	6.2	8.4	7.1	7.8	29.5
	PINELLI Clara	Lambesc	2000	6.0	8.5	7.4	7.6	29.5
	ROBIN Cezanne	Jonage	1997	6.6	8.2	7.1	7.6	29.5
	DUPRIEU Elodie	Massilia Olympic	1999	6.1	7.8	7.7	7.9	29.5
14	PUJOL Audrey	Lambesc	1999	6.8	7.8	7.2	7.6	29.4
15	ROGER Florine	Massilia Olympic	1999	6.6	7.5	7.1	8.0	29.2
16	GROUSSIN Clara	Trets 1	1998	6.2	8.2	7.2	7.5	29.1
17	MALFANT Mathilde	Trets 1	2000	5.8	8.0	6.8	7.9	28.5
	GAUTHIER Marie	Marseille Montredon	1998	6.3	7.6	6.9	7.7	28.5
19	PRANGER Pamela	Trets 2	1997	5.9	7.7	7.7	7.1	28.4
	DUMAS Charlotte	Rhodia club	1997	6.1	8.0	6.8	7.5	28.4
21	RICHARD Fiona	Rhodia club	1997	5.8	8.2	6.8	7.5	28.3
22	SOVIGNET Mallaury	Trets 1	1999	5.8	8.3	6.4	7.6	28.1
	LOUCIF Emma	Marseille Montredon	2000	6.1	7.5	6.8	7.7	28.1
24	BASCON Inès	Pont de claix	1998	6.4	7.8	6.1	7.7	28.0
25	FILOSA Natacha	Trets 2	2000	6.4	7.3	6.7	7.5	27.9
26	MINNE Clemence	St Genis les Ollières	1999	6.2	6.1	7.0	7.9	27.2
27	GAGNOULET Romy	Trets 1	1998	4.5	7.2	7.5	7.8	27.0
	ROZIER Audrey	Rhodia club	1997	6.3	6.7	6.3	7.7	27.0
29	MOUSNIER Pauline	Marseille Montredon	1999	5.9	6.7	6.3	8.0	26.9
30	COLIN MAGUELONE	Pont de claix	1998	6.1	7.0	6.5	7.2	26.8





31	FRESNEDA Claire	Trets 2	1997	5.5	7.2	6.4	7.5	26.6
	BUGIER MANUELA	Pont de claix	1998	5.9	6.8	6.4	7.5	26.6
33	WUNSCHÉ Alicia	Trets 2	1999	6.5	5.6	7.0	7.1	26.2
	LIZOT Sharon	Trets 1	1998	5.4	7.9	5.0	7.9	26.2
	MARICAL Chloe	St Genis les Ollières	1999	6.3	5.1	7.4	7.4	26.2
36	LACHANA Emma	St Genis les Ollières	1999	6.1	5.6	7.0	7.4	26.1
37	VARALE Lisa	Rhodia club	1998	6.1	6.4	6.5	7.0	26.0
38	FUILLA Emeline	Massilia Olympic	1997	5.5	6.5	6.1	7.5	25.6
39	GERAN Anna	Trets 2	1998	5.9	6.1	6.2	7.2	25.4
40	JAUMONET Mathilde	Jonage	1997	5.8	5.5	6.3	7.7	25.3
41	TISON LOUISE	Pont de claix	1998	6.1	6.4	6.5	6.2	25.2
	PEREZ Léa	Massilia Olympic	1998	5.8	6.3	6.5	6.6	25.2
43	LEROY Romane	Massilia Olympic	1997	5.9	5.7	6.5	6.9	25.0
44	ALMEIDA Adriana	St Genis les Ollières	1999	6.9	5.6	6.1	6.1	24.7
45	BONNET Elodie	Rhodia club	1998	6.0	6.6	5.2	6.7	24.5
46	PELACHALE Amandine	Marseille Montredon	1997	5.9	5.2	5.5	7.1	23.7
47	FOURNIER Gaelle	Jonage	1997	6.0	8.0	7.4	0.0	21.4

## 4. FEMININ NIVEAU4 11 + . SIMPLE\_APPARTENANCE (B) (individuels)

### 4.1. Résultats par équipes

	Equipe	Club					Total
1	Crolles	Gym et Rythme Crolles	20.3	25.9	23.1	26.0	95.3
2	St Priest	GASP	19.9	26.6	22.3	25.7	94.5
3	Trets	GS Trets	19.7	27.5	23.1	23.6	93.9
4	Boen	AL Boen	19.5	26.6	21.3	25.4	92.8
5	Gerland Mouche	AL Gerland Mouche	20.5	26.9	20.8	24.0	92.2
6	ES Domène	Etoile Sportive Domène	18.2	22.4	22.9	24.8	88.3
7	Marcy Charbonnières	AS Marcy Charbonnières	18.9	22.8	21.9	22.3	85.9
8	Paladru	Les abrets-paladru gym	19.3	19.5	19.9	23.8	82.5
9	Rhodia Club 1	Rhodia Club Gymnastique	19.2	21.7	18.7	22.5	82.1
10	Tullins	Tullins La Vaillante	17.8	20.2	19.4	19.0	76.4

### 4.2. Résultats individuels





	Gymnaste	Equipe	Annee					Total
1	COLOMBET Emma	Crolles	1994	6.6	8.6	8.5	8.8	32.5
2	SCAPOTTA Andréa	St Priest	1992	6.8	8.9	7.6	8.8	32.1
3	BRUNET JAILLY Cassandra	Crolles	1993	7.1	8.7	7.4	8.8	32.0
4	FAMIN Delphine	Trets	1992	6.9	9.1	7.4	8.4	31.8
5	RECOUS Lucie	Trets	1992	6.7	9.1	8.1	7.3	31.2
6	LARUE Victoria	Boen	1996	6.1	8.7	7.7	8.6	31.1
7	CHARLAIX Julie	Gerland Mouche	1991	6.9	9.1	6.8	7.9	30.7
8	BERGER Clémence	Boen	1994	6.8	8.9	6.3	8.6	30.6
9	DIAZ Estelle	St Priest	1993	6.2	9.1	7.6	7.4	30.3
10	MALEYSSON Maud	Marcy Charbonnières	1991	6.8	7.1	7.8	8.3	30.0
	LACROZE Charline	Gerland Mouche	1991	6.6	8.8	7.0	7.6	30.0
12	MAISSE Cyrielle	Boen	1993	6.5	7.9	7.3	8.2	29.9
	RUDELLE Fanny	Crolles	1994	6.6	7.7	7.2	8.4	29.9
14	LHOST Lorenne	ES Domène	1992	5.8	8.3	7.4	8.2	29.7
15	LATRECHE Nadège	St Priest	1993	6.5	8.6	6.7	7.7	29.5
	TOLLENAERE Pauline	Crolles	1992	6.2	8.6	6.9	7.8	29.5
17	REYMOND Marine	Gerland Mouche	1993	6.4	7.9	6.6	8.5	29.4
18	PETRELLA Léa	ES Domène	1988	5.9	7.6	7.4	8.4	29.3
	VAUPRE Marine *	PL PIERRE BENITE	1993	6.2	9.0	6.6	7.5	29.3
20	ARAR Shariane	Gerland Mouche	1988	6.8	8.5	6.5	7.4	29.2
21	MARANO Emma	Boen	1991	6.2	9.0	5.9	8.0	29.1
22	LATTARD Clémence	Rhodia Club 1	1991	6.6	8.0	7.2	7.1	28.9
23	POURADIER DUTEIL Margaux	Marcy Charbonnières	1993	5.6	8.1	7.1	7.5	28.3
24	YENIGOTCHIAN Elsa	ES Domène	1990	6.2	6.5	7.4	8.1	28.2
25	PAVIOT Anais	Paladru	1991	6.6	7.3	6.5	7.6	28.0
	MICHENEAU Auxane	ES Domène	1994	6.1	5.6	8.1	8.2	28.0
27	GUERY Justine	St Priest	1994	6.6	6.3	6.4	8.6	27.9
28	LAMAS Orane	Tullins	1995	5.6	8.1	7.5	6.5	27.7
29	RUSLI Andréa	St Priest	1990	6.4	5.4	7.1	8.3	27.2
30	RIVALS Laurie	Trets	1995	6.1	8.3	5.8	6.3	26.5
31	RIVOIRE Juliette	Marcy Charbonnières	1993	6.1	7.6	6.8	5.9	26.4

32	HEREDIA Chloé	Rhodia Club 1	1994	6.4	6.8	4.9	8.2	26.3
33	GUTTIN Elodie	Paladru	1989	6.3	4.8	6.8	8.1	26.0
34	BOUTHENET Paloma	Marcy Charbonnières	1994	6.0	6.3	7.0	6.5	25.8
35	LOLA Marion *	PL PIERRE BENITE	1994	6.4	6.6	5.7	6.9	25.6
36	GUILLARD Naomie	Paladru	1996	6.1	4.7	6.4	8.1	25.3
37	FRADEL Coralie	Boen	1993	5.4	5.0	6.3	8.1	24.8
	PELLIEU Madlyne	Rhodia Club 1	1993	5.8	6.9	5.0	7.1	24.8
39	REVOL Marie-line	Paladru	1992	6.4	7.4	6.6	4.3	24.7
40	MESSERSCHMITT Paula	Trets	1992	0.0	9.3	7.6	7.0	23.9
41	DOLVECK Julie	Rhodia Club 1	1994	6.2	3.8	6.5	7.2	23.7
42	FORAY Clémence	Marcy Charbonnières	1994	5.3	6.7	5.4	6.2	23.6
43	MONTELS Gwennaëlle	Trets	1991	5.9	7.1	2.1	7.9	23.0
	LOMBARD Anaëlle	Tullins	1995	6.4	6.6	2.9	7.1	23.0
45	MEHRAZ Coralie	Gerland Mouche	1991	6.8	9.0	7.0	0.0	22.8
	PICHON Charlène	Tullins	1992	5.7	5.5	6.2	5.4	22.8
47	MARTIN Angelique	Paladru	1995	6.1	4.4	4.2	7.2	21.9
	CASTERA Margaux	Crolles	1993	0.0	7.8	6.7	7.4	21.9
49	MONTERO Stéphanie	Tullins	1983	5.7	3.8	5.7	4.8	20.0
50	GASILIA Célia	Tullins	1996	5.5	3.4	4.2	4.9	18.0







## 5. FEMININ NIVEAU5 9-12 ans . DOUBLE\_APPARTENANCE (individuels)

### 5.1. Résultats par équipes

	Equipe	Club					Total
1	Pierre Benite	PLPB	25.9	29.9	27.8	31.0	114.6
2	Roanne	Amicale laique de jeunes filles de roanne	24.3	30.2	25.2	30.3	110.0
3	Loriol	Groupe omnisports loriolais (gol)	25.4	23.5	23.7	28.1	100.7
4	Annonay	Annoneenne stand levert	22.8	24.9	23.2	27.6	98.5
5	Villefranche Femina	Fémina gymnique de villefranche	27.1	20.9	18.7	28.3	95.0

### 5.2. Résultats individuels

	Gymnaste	Equipe	Annee					Total
1	DOUTRE CHLOE	Pierre Benite	1997	6.8	8.3	7.4	7.8	30.3
2	DECLAS Coline	Roanne	1999	6.6	7.7	7.3	8.1	29.7
3	LOISON ALEXIA	Pierre Benite	1998	6.3	7.3	7.7	7.5	28.8
4	FERNANDES JENNIFER	Pierre Benite	1997	6.6	8.2	6.1	7.7	28.6
5	TOUREY Ambrine	Roanne	1998	5.8	8.0	6.4	7.7	27.9
6	DAUCH ELEONORE	Annonay	1998	6.3	7.1	6.4	7.3	27.1
7	DURAND Emma	Loriol	1998	6.6	6.0	6.6	7.0	26.2
8	TINOCO JOHANA	Pierre Benite	1997	6.2	5.5	6.3	8.0	26.0
9	GAUDARD Maureen	Loriol	1999	6.5	6.9	5.1	7.4	25.9
	BIRON ELISE	Pierre Benite	1998	5.9	6.1	6.4	7.5	25.9
11	MUZELLE Sarah	Roanne	1997	6.0	7.2	5.4	7.2	25.8
	MARTINS PEIXOTO LAURA	Annonay	1997	5.7	6.8	6.1	7.2	25.8
13	GRANGE Mathilde	Roanne	1998	5.9	6.1	6.1	7.3	25.4
14	GROCCIA Gilly	Villefranche Femina	1999	6.9	5.1	4.7	7.6	24.3
15	CROZE Chloe	Loriol	1998	5.2	6.2	6.7	5.7	23.8
16	CUMIN Estelle	Villefranche Femina	1999	6.7	5.3	4.7	6.9	23.6
	LOSSOUARN Deborah	Villefranche Femina	1998	6.8	5.5	4.8	6.5	23.6
18	DEBRION Eva	Villefranche Femina	1999	6.7	5.0	4.5	7.3	23.5
	FROBERT Marie	Roanne	1997	5.2	7.3	5.2	5.8	23.5
20	THEVENET Lea	Loriol	2000	6.1	4.4	5.3	7.0	22.8
21	KRAFT Coraline	Annonay	1998	4.5	5.9	4.9	6.4	21.7
22	DUMAS Cyrielle	Loriol	1999	6.2	3.3	4.7	6.7	20.9
	BARON Aline	Annonay	1997	5.0	5.1	4.1	6.7	20.9
24	DUBOIS Caroline	Roanne	1998	5.8	4.9	3.3	6.7	20.7
25	SAUZEAT JEANNE	Annonay	1998	5.8	2.1	5.8	4.2	17.9
26	SOULHOL Meggie	Annonay	1998	4.9	2.2	4.8	5.1	17.0