








Résultats de la compétition
CRITERIUM REGIONAL- FEMININES N5 TC DA & N6 7/10 ANS- MATIN
ST GENIS LES OLLIERES
20 mars 2010

1. FEMININ NIVEAU5 11 + . DOUBLE_APPARTENANCE (individuels)

1.1. Résultats par équipes





	Equipe	Club					Total
1	PRIVAS	PRIVAS	26.1	33.0	30.8	28.3	118.2
2	CREST	CREST	24.5	32.0	27.3	28.4	112.2
3	MONTMELIAN	MONTMELIAN	23.3	30.8	29.3	27.5	110.9
4	ANNONAY	ANNONAY	23.5	25.9	24.8	26.6	100.8
5	ALJF ROANNE	ALJF ROANNE	23.0	27.1	25.5	25.0	100.6

1.2. Résultats individuels




	Gymnaste	Equipe	Annee					Total
1	PERICO Sophie	PRIVAS	1993	7.1	8.6	7.8	7.0	30.5
2	CLEMENTE Cynthia	CREST	1994	6.3	8.6	7.6	7.4	29.9
3	COLARDELLE Coline	CREST	1996	6.3	8.7	6.7	7.4	29.1
4	BRAISAZ Tiffany	PRIVAS	1994	6.3	8.3	7.8	6.6	29.0
5	AMBLARD Annaelle	PRIVAS	1996	6.4	8.4	6.7	7.3	28.8
6	PERICO Chloé	PRIVAS	1996	6.3	7.7	7.7	7.0	28.7
7	RASPAIL Mailys	MONTMELIAN	1988	6.2	8.3	7.2	6.9	28.6
8	GUGLIELMI Johanna	MONTMELIAN	1993	5.5	7.9	7.8	6.7	27.9
	PAOLUCCI Mélissa	MONTMELIAN	1995	5.7	7.2	7.9	7.1	27.9
10	DUBEY Anouck	PRIVAS	1992	6.3	6.7	7.5	7.0	27.5
11	MARTINS PEIXOTO Laura	ANNONAY	1997	6.0	6.9	6.9	7.3	27.1
12	LE PORT Coraline	ALJF ROANNE	1994	5.9	7.3	6.5	6.9	26.6
13	TREMION Elisa	MONTMELIAN	1994	5.9	7.4	6.4	6.8	26.5
14	BOUTEYRE Julie	ALJF ROANNE	1997	5.7	7.8	6.6	6.3	26.4
15	CHARLOTON Fanny	CREST	1982	5.5	7.4	6.4	7.0	26.3
16	FABREGOUL Marine	ANNONAY	1994	5.7	6.7	6.3	7.1	25.8
17	AMAURIC Tatiana	CREST	1988	6.3	7.2	5.9	6.1	25.5
18	MALLET Alexandrine	CREST	1986	5.3	7.3	6.2	6.6	25.4
	CHAIB Noémie	PRIVAS	1994	6.1	5.5	7.4	6.4	25.4
20	FRAYSSE Tiphaine	ANNONAY	1955	5.3	6.8	5.8	6.4	24.3
21	TALON Arielle	CREST	1990	5.6	5.9	6.6	6.0	24.1
22	FEUGERE Mélodie	ALJF ROANNE	1995	6.1	6.7	4.8	6.2	23.8
23	COLIGNON Fanny	ANNONAY	1995	6.5	5.5	5.8	5.2	23.0
24	SUC Fanny	ALJF ROANNE	1995	5.1	5.3	6.1	4.9	21.4
25	GUILLET Julie	ALJF ROANNE	1992	5.3	4.8	6.3	4.6	21.0
26	FAVROT Charlotte	ALJF ROANNE	1993	5.1	0.7	5.1	5.6	16.5
27	SEUX Clara	ANNONAY	1995	0.0	5.3	5.3	5.8	16.4
28	CHEVRIER Mélissa	ANNONAY	1994	5.0	4.8	0.5	5.5	15.8
29	5	MONTMELIAN	0	0.0	0.0	0.0	0.0	0.0
	6	MONTMELIAN	0	0.0	0.0	0.0	0.0	0.0

2. FEMININ NIVEAU6 7-10 ans . SA_DA (individuels)

2.1. Résultats par équipes

	Equipe	Club					Total
1	GYM DAN'S FRANCHEVILLE	GYM DAN'S FRANCHEVILLE	26.3	32.6	30.3	28.5	117.7
2	RHODIA SALAISE	RHODIA SALAISE	24.8	30.8	28.0	26.6	110.2
3	SC PRIVAS GYM	SC PRIVAS GYM	24.9	30.2	27.4	26.9	109.4
4	PSL MONTCHAT LYON	PSL MONTCHAT LYON	23.1	31.1	25.5	26.4	106.1
5	AGP PONT DE CLAIX	AGP PONT DE CLAIX	21.8	24.5	23.6	23.4	93.3

2.2. Résultats individuels





	Gymnaste	Equipe	Annee					Total
1	RIVIER Justine	GYM DAN'S FRANCHEVILLE	1999	6.9	8.3	7.5	7.3	30.0
2	TEYSSONNEYRE Manon	GYM DAN'S FRANCHEVILLE	1999	6.6	8.3	7.4	7.3	29.6
3	RODRIGUEZ Juliette	GYM DAN'S FRANCHEVILLE	2000	6.5	7.9	7.9	6.5	28.8
4	VIGNAL Manon	RHODIA SALAISE	1999	6.2	7.9	7.4	6.9	28.4
5	BORDARIER Léa	GYM DAN'S FRANCHEVILLE	2000	5.8	7.5	7.5	7.0	27.8
	QUINTANA Chloé	SC PRIVAS GYM	1999	6.2	7.7	7.1	6.8	27.8
7	BOTHIER Emma	GYM DAN'S FRANCHEVILLE	2000	6.3	8.1	6.4	6.9	27.7
8	ATALLAH Marilyse	RHODIA SALAISE	1999	6.5	8.1	6.5	6.4	27.5
	DUMAZET Maelle	PSL MONTCHAT LYON	1999	6.1	8.1	7.1	6.2	27.5
10	MARCELLE Romane	SC PRIVAS GYM	1999	5.7	7.8	6.9	6.8	27.2
	RAMECHE Maelle	RHODIA SALAISE	1999	6.1	7.5	7.1	6.5	27.2
12	BONNAUD Marine	RHODIA SALAISE	1999	6.0	7.3	7.0	6.6	26.9
	SORNEY Laurie	PSL MONTCHAT LYON	1999	5.7	7.3	6.9	7.0	26.9
14	BRUN Clémence	SC PRIVAS GYM	1999	6.7	7.2	6.3	6.6	26.8
15	JOFFRE Inès	PSL MONTCHAT LYON	2000	5.4	7.8	5.6	6.9	25.7
16	CROUZET Elisa	SC PRIVAS GYM	2000	6.0	6.9	6.0	6.7	25.6
17	MALATRE Margaux	SC PRIVAS GYM	2000	6.0	7.5	5.4	6.4	25.3
18	RAMECHE Dalhia	RHODIA SALAISE	1999	5.8	6.8	6.0	6.6	25.2
19	SAINTE GIRON Gabrielle	PSL MONTCHAT LYON	1999	5.0	7.9	5.9	6.3	25.1
20	GEHIN Camille	GYM DAN'S FRANCHEVILLE	2000	6.1	5.2	7.0	6.6	24.9
	CHAZE Juliette	SC PRIVAS GYM	2000	5.2	7.1	7.1	5.5	24.9
22	DESTÈVE Maelle	AGP PONT DE CLAIX	1999	5.4	6.1	6.2	5.9	23.6
23	MAIRE Alix	PSL MONTCHAT LYON	1999	5.9	6.2	5.5	5.7	23.3
24	BOUCHAIDI Maellys	AGP PONT DE CLAIX	1999	5.9	6.0	5.6	5.5	23.0
25	RIFFARD Lou	AGP PONT DE CLAIX	1999	5.3	5.4	6.4	5.7	22.8
26	MEYER Léane	AGP PONT DE CLAIX	1999	5.2	6.1	5.0	6.3	22.6
27	TREMBLET Manon	AGP PONT DE CLAIX	1999	4.9	6.3	5.4	4.9	21.5
28	STRIPPOLI Maelys	AGP PONT DE CLAIX	1999	5.0	5.9	4.9	5.5	21.3

3. FEMININ NIVEAU1 11 + . SA_DA (individuels)

3.1. Résultats par équipes





	Equipe	Club					Total
--	--------	------	---	---	---	---	-------

3.2. Résultats individuels





	Gymnaste	Equipe	Annee					Total
1	ORAND Christelle *	Echirolles	86	7.1	9.6	9.9	9.2	35.8

4. FEMININ NIVEAU3 11 + . DOUBLE_APPARTENANCE (individuels)

4.1. Résultats par équipes





	Equipe	Club					Total
1	Bourg de Peage	UGAP	21.2	27.2	24.4	27.4	100.2

4.2. Résultats individuels



	Gymnaste	Equipe	Annee					Total
1	SFERRAZZA Marine	Bourg de Peage	89	6.7	9.8	8.6	9.3	34.4
2	TREFEL Sarah	Bourg de Peage	93	7.6	8.9	8.0	9.1	33.6
3	LADIRAY Lisa	Bourg de Peage	94	6.9	8.5	7.8	9.0	32.2
4	ALLOIX Camille	Bourg de Peage	95	6.6	8.1	7.5	8.3	30.5
5	GAILLARD Lucie	Bourg de Peage	96	6.1	6.6	5.8	7.9	26.4

5. FEMININ NIVEAU3 11 + . SIMPLE_APPARTENANCE (individuels)

5.1. Résultats par équipes




	Equipe	Club					Total
1	St Genis les Ollières	ESG	19.8	25.7	25.0	27.3	97.8
2	Vaugneray	USOL	19.4	25.6	23.9	27.4	96.3
3	Meylan	ASPA MEYLAN	19.6	23.2	24.8	25.4	93.0
4	Fémina	FEMINA GYM	20.1	24.0	21.0	27.1	92.2

5.2. Résultats individuels





	Gymnaste	Equipe	Annee					Total
1	DUVERNAY Marie	Fémina	89	6.9	8.4	8.3	9.5	33.1
2	BAODOR Charline	Vaugneray	92	6.4	8.3	9.0	8.9	32.6
3	GALLOIS Chanelle	St Genis les Ollières	92	6.5	8.8	8.3	8.9	32.5
4	BOURGEOIS Pauline	St Genis les Ollières	92	6.6	8.4	8.4	9.0	32.4
5	MOREAU Estelle	St Genis les Ollières	92	6.7	8.5	7.7	9.4	32.3
6	PERRUSSET Noëllie	Vaugneray	92	6.6	8.6	7.6	9.1	31.9
	VITETTA Géraldine	Meylan	87	6.5	7.6	9.2	8.6	31.9
8	BREHIN Margaux	Vaugneray	91	6.2	8.7	6.6	9.4	30.9
9	GUILLAUMONT Marion	Meylan	92	6.6	8.3	7.3	8.6	30.8
10	MOREAU Alexia	St Genis les Ollières	92	6.1	8.3	7.9	8.1	30.4
	DUVERNAY Charline	Fémina	91	7.0	7.0	7.5	8.9	30.4
12	ROCHAND Julie	St Genis les Ollières	93	5.7	7.1	8.3	8.5	29.6
13	GAILLAT Laurie	Meylan	90	6.5	6.5	7.9	8.2	29.1
14	VILLARD Elodie	Vaugneray	93	6.4	6.9	7.3	8.2	28.8
	FLEURY Alicia	Meylan	89	5.9	7.3	7.7	7.9	28.8
16	MALDJI Lydia	Fémina	91	6.2	8.6	5.2	8.7	28.7
17	PLOQUIN Laurie	Vaugneray	91	6.0	0.0	5.2	8.2	19.4

6. FEMININ NIVEAU2 11 + . SIMPLE_APPARTENANCE (individuels)

6.1. Résultats par équipes





	Equipe	Club					Total
1	St Just St Rambert	FJEP ST JUST ST RAMBERT	22.1	27.7	26.7	23.9	100.4
2	Amplepuis	LA FRATERNELLE	22.4	26.4	25.6	25.5	99.9
3	St Genis les Ollières 1	ESG 1	20.8	26.1	24.3	26.5	97.7
4	St Genis les Ollières 2	ESG 2	20.9	22.5	26.0	24.9	94.3
5	Irigny	AL IRIGNY	20.6	20.3	26.5	23.6	91.0
6	Lozanne	GYM LOZANNE	12.8	13.7	14.8	13.5	54.8
7	Echirolles	ALE ECHIROLLES	7.4	8.4	9.3	8.4	33.5

6.2. Résultats individuels


	Gymnaste	Equipe	Annee					Total
1	VALLA Manon	St Just St Rambert	92	7.8	10.0	9.4	9.5	36.7
2	GRILLET Céline	St Just St Rambert	91	7.7	10.1	8.9	8.4	35.1
3	DE PALMA Maelle	Echirolles	91	7.4	8.4	9.3	8.4	33.5
4	COMMERCON Julie *	Anse	93	6.8	8.1	9.4	9.1	33.4
5	ZANETTO Héloïse	Amplepuis	92	7.7	8.1	8.5	8.9	33.2
6	MATHIAS Mélanie	St Genis les Ollières 1	93	6.9	8.5	8.7	8.9	33.0
7	DECHAVANNE Kelly	Amplepuis	94	7.5	9.2	7.5	8.4	32.6
8	GALLOIS Anthéa	St Genis les Ollières 2	94	6.9	8.0	8.9	8.5	32.3
9	BLACHON Amandine	St Genis les Ollières 2	94	7.7	7.2	9.2	8.0	32.1
	ROUSSEL Manon	St Genis les Ollières 1	93	6.7	8.7	7.8	8.9	32.1
11	VERMOREL Loriane	St Genis les Ollières 1	93	6.9	8.9	7.5	8.7	32.0
12	BOLZE Fanny	St Genis les Ollières 1	86	7.0	8.5	7.8	8.2	31.5
13	LACROIX Aurélie	Amplepuis	94	6.0	8.7	8.2	8.2	31.1
	PORCHEREZ Magalie	Lozanne	91	6.5	8.1	8.5	8.0	31.1
15	ROCHE Héloïse	Amplepuis	92	6.7	7.5	8.9	7.9	31.0
16	SIMON Marie	Amplepuis	91	7.2	8.5	7.3	7.9	30.9
17	BONNIER Mathilde	Irigny	90	6.4	6.4	9.1	7.5	29.4
18	CHAZOT Julies	St Genis les Ollières 2	95	6.3	7.2	7.4	8.4	29.3
19	PELLETIER Pauline	St Just St Rambert	93	6.6	7.6	8.4	6.0	28.6
20	CASSOLY Cécile	St Genis les Ollières 2	94	6.1	6.1	7.9	8.0	28.1
21	PICARD Lydia	Irigny	91	7.2	6.2	6.1	7.3	26.8
22	CHARROIN Lauriane	Lozanne	86	6.3	5.6	6.3	5.5	23.7
23	PRIMEL Laetitia	Irigny	90	7.0	6.6	9.2	0.0	22.8
24	CROZIER Emma	Irigny	91	6.3	0.0	8.2	7.9	22.4
25	SALAUN Mathilde	St Genis les Ollières 2	94	0.0	7.3	7.1	7.9	22.3
26	CARROT Flora	Irigny	93	0.0	7.3	6.3	8.2	21.8
27	ROBERT Carole	St Just St Rambert	88	0.0	7.4	7.5	0.0	14.9
28	PORCHEREZ Nadège	Lozanne	91	0.0	0.0	0.0	0.0	0.0

7. FEMININ NIVEAU2 11 + . DOUBLE_APPARTENANCE (individuels)

7.1. Résultats par équipes

	Equipe	Club					Total
1	Pierre Bénite	PLPB	21.0	28.8	25.8	27.5	103.1
2	St Martin d'Hères	ESSM	19.8	27.2	23.9	26.5	97.4
3	Monchat	PSLMonchat	20.3	24.1	23.6	28.0	96.0
4	Francheville	GYM DANS '	20.0	25.6	23.2	25.2	94.0
5	Roanne	ALJF Roanne	19.9	25.5	24.2	23.5	93.1

7.2. Résultats individuels

	Gymnaste	Equipe	Annee					Total
1	BARDE Sophie	Pierre Bénite	87	7.7	10.3	8.4	9.3	35.7
2	BIOLLAY Coline	Monchat	85	7.6	9.0	8.5	10.0	35.1
3	MARGO Marina	St Martin d'Hères	93	6.6	9.4	8.9	8.7	33.6
4	MARCHAL Lucile	Pierre Bénite	95	6.8	9.4	8.7	8.2	33.1
5	VAREON Julie	Pierre Bénite	88	6.5	8.4	8.5	9.4	32.8
	KRUG Anna	Francheville	93	6.6	8.5	9.0	8.7	32.8
7	BARRAL Carole	Pierre Bénite	85	6.3	9.1	8.6	8.2	32.2
8	VARAGNAT Estelle	Monchat	95	6.3	8.7	7.6	9.3	31.9
9	CUPANI Marine	St Martin d'Hères	92	6.9	9.5	5.8	9.1	31.3
10	CHAMBERT Esther	Roanne	93	7.5	7.7	8.0	7.7	30.9
11	ARRIGHI Elodie	St Martin d'Hères	95	6.0	8.3	7.8	8.7	30.8
12	FERREIRA Elodie	Francheville	90	6.8	8.0	7.8	8.1	30.7
13	GAUDILLOT Alicia	Francheville	94	6.6	8.8	6.4	8.4	30.2
14	CARROUCH Pauline	St Martin d'Hères	93	6.3	7.6	7.2	8.3	29.4
15	ASALANIAN Julie	Monchat	94	6.4	6.4	7.5	8.7	29.0
16	GONINET Laura	Roanne	94	5.8	7.6	8.0	7.5	28.9
17	LEONARSKI Lucie	Roanne	94	5.5	7.8	8.2	7.1	28.6
18	TOUREY Elea	Roanne	92	5.5	8.3	6.5	7.3	27.6
19	MIRMAND Eva	Roanne	95	6.6	9.4	0.0	8.3	24.3
20	VERICEL Justine	Pierre Bénite	88	6.3	0.0	8.4	8.8	23.5
21	DELOGE Marion	Francheville	91	0.0	8.3	6.0	0.0	14.3