








Résultats de la compétition
Départementale Niv 7 et 8
Doulon (Nantes)
30 et 31 janvier 2010

1. FEMININ NIVEAU8 7-10 ans . SA_DA (individuels)

1.1. Résultats par équipes

	Equipe	Club					Total
1	AEPR 1	AEPR 1	19.7	27.8	26.1	27.1	100.7
2	AS LA DOULONNAISE 1	AS LA DOULONNAISE	19.5	27.4	26.8	26.0	99.7
3	AS LA DOULONNAISE 2	AS LA DOULONNAISE	19.0	25.8	27.0	27.6	99.4
4	ALC ST AIGNAN	ALC ST AIGNAN	19.3	26.8	27.0	25.9	99.0
5	AGPV	AGP Vigneux	18.5	26.2	26.4	25.6	96.7
6	AEPR 2	AEPR 2	19.3	27.4	24.8	25.1	96.6
7	ALCB 2	ALCB2	16.8	26.7	25.3	26.1	94.9
8	ALPC ORVAULT	ALPC	19.7	23.9	24.5	26.5	94.6
9	Les Ailes Bleues	Les Ailes Bleues	15.6	24.8	25.9	25.3	91.6
10	ALCB1	Bouguenais	14.3	20.4	20.2	19.0	73.9





1.2. Résultats individuels

	Gymnaste	Equipe	Annee					Total
1	THIRY Camille	AEPR 1	2000	5.0	7.2	6.9	7.1	26.2
2	ALEAU Clarisse	AS LA DOULONNAISE 1	2001	5.0	7.1	6.9	7.1	26.1
3	OLIVIER Louise	AS LA DOULONNAISE 2	1999	4.8	6.8	7.1	7.0	25.7
4	ARNAUD Andréa	ALC ST AIGNAN	2000	4.9	7.2	7.0	6.5	25.6
5	PERCHAT Maureen	AS LA DOULONNAISE 1	2001	4.9	7.2	6.8	6.6	25.5
6	HERVE Miléna	ALCB1	2000	4.9	7.1	6.7	6.5	25.2
7	LECLERC Adèle	AS LA DOULONNAISE 2	2000	4.7	6.6	6.5	7.3	25.1
8	LECLAIR Solène	AEPR 1	2000	4.8	7.0	6.2	7.0	25.0
9	LIGEROT Iris	AEPR 2	2000	5.0	7.3	6.3	6.2	24.8
10	HAMEROUX Solène	AEPR 1	2000	4.8	7.0	6.4	6.5	24.7
	TABARY Elodie	AGPV	2000	4.5	6.7	6.9	6.6	24.7
12	MEDAHOUI Céryne	AEPR 1	1999	5.0	6.6	6.6	6.3	24.5
13	BUSNOT Marie	AS LA DOULONNAISE 2	2001	4.8	6.1	6.8	6.7	24.4
14	BEAUPEUX Johanna	ALC ST AIGNAN	1999	4.8	6.6	6.7	6.2	24.3
	WIENER Maelys	ALPC ORVAULT	2000	5.0	6.0	6.5	6.8	24.3
16	MONTAGNE Solène	ALCB1	2002	4.7	6.9	6.8	5.8	24.2
	RINAUDO Enora	ALCB 2	2000	4.3	6.9	6.3	6.7	24.2
18	PRIOUR Clémentine	ALCB1	2000	4.6	6.3	6.6	6.6	24.1
	CHAILLEUX Flavie	ALC ST AIGNAN	2000	4.8	6.1	6.7	6.5	24.1
	PARSON Iéna	AEPR 2	2002	4.9	6.5	6.7	6.0	24.1
	FAVRE Marianne	AS LA DOULONNAISE 1	1999	4.9	6.6	6.7	5.9	24.1
22	PIRIOU Jeanne	ALCB 2	2000	4.6	7.0	5.9	6.5	24.0
	RICHARD Servanne	AS LA DOULONNAISE 1	2000	4.7	6.5	6.4	6.4	24.0
24	DESBOIS VOLARD Salome	ALC ST AIGNAN	2000	4.7	6.4	6.6	6.2	23.9
	RABREAU Léa	ALC ST AIGNAN	2000	4.6	6.6	6.2	6.5	23.9
26	DANGXUAN Charlotte	AEPR 1	1999	4.8	6.3	6.1	6.5	23.7
	MERLOT Garance	ALPC ORVAULT	2000	5.0	6.7	6.2	5.8	23.7
28	MOREL Philippine *	AGPV Ind	2000	4.7	6.1	6.3	6.5	23.6
29	FONDAIN Emeline	ALCB 2	2002	4.2	6.4	5.9	6.9	23.4
	AUFFRET Maéva	ALC ST AIGNAN	1999	4.8	6.1	6.1	6.4	23.4
31	SERRIE Romane	AGPV	2000	4.9	5.6	6.4	6.4	23.3
32	RENAULT Jeanne	AGPV	2000	4.3	6.8	6.4	5.7	23.2
	DURAND Anais	AS LA DOULONNAISE 2	2001	4.0	6.3	6.3	6.6	23.2
34	RIGOULOT LYla	Les Ailes Bleues	1999	4.1	6.2	6.6	6.2	23.1
	THEBAUD Amandine *	AGPV Ind	2000	4.5	5.8	6.1	6.7	23.1
	LEGEAY Julie	ALPC ORVAULT	2000	4.9	5.2	6.1	6.9	23.1
	GOURMELET Maewenn	AS LA DOULONNAISE 2	2000	4.7	5.5	6.6	6.3	23.1





38	CREMET Mélodie	AEPR 2	2002	4.7	6.3	6.0	6.0	23.0
	DUFAY Léa	AGPV	2000	4.8	6.2	5.3	6.7	23.0
40	GRIVEAU Hortense	Les Ailes Bleues	1999	4.0	6.2	6.3	6.4	22.9
	LEROUX Chloé	AEPR 2	2001	4.7	6.7	5.4	6.1	22.9
42	RIOU Barbara	ALPC ORVAULT	2000	4.8	5.8	5.7	6.5	22.8
43	DUBOT Louise	Les Ailes Bleues	1999	3.8	6.1	6.3	6.5	22.7
	ERNOULT Léa	Les Ailes Bleues	1999	3.7	6.3	6.6	6.1	22.7
45	TALBOURDET Camille	ALCB 2	2000	3.7	6.4	6.5	5.8	22.4
	LEBAUD Elina	AEPR 1	1999	4.9	6.0	5.7	5.8	22.4
47	HERVE Sacha	ALPC ORVAULT	2000	4.8	5.4	5.7	6.3	22.2
48	NEDELKA Nina	Les Ailes Bleues	1999	3.6	6.0	6.4	5.5	21.5
	GUERIN Iouna	AEPR 2	2000	2.0	6.9	5.8	6.8	21.5
50	TENAILLEAU Orane	ALCB 2	2000	3.6	6.3	6.2	5.1	21.2
51	ROULAND Louann	AGPV	2000	2.0	6.5	6.7	5.9	21.1
52	AFFILE Inés	Les Ailes Bleues	1999	3.7	5.4	5.3	6.2	20.6
53	PIRIOU Joséphine	ALCB 2	2003	2.0	5.9	6.3	6.0	20.2
54	OHEIX Jeanne *	ALC ST AIGNAN Ind	2000	4.5	5.3	4.3	5.8	19.9
55	SURINEAU Adèle	AEPR 2	1999	2.0	6.3	5.3	5.8	19.4
56	BOUGEANT Liza	AGPV	2000	2.0	5.7	4.9	5.5	18.1
57	LUTTON Paloma	ALCB1	2000	0.1	0.1	0.1	0.1	0.4
	OUVRARD Camille	ALCB1	2002	0.1	0.1	0.1	0.1	0.4

2. FEMININ NIVEAU8 9-12 ans . SA_DA (individuels)

2.1. Résultats par équipes

	Equipe	Club					Total
1	AL BOUAYE	ALB	17.3	28.1	25.8	29.7	100.9
2	AS LA DOULONNAISE 1	AS LA DOULONNAISE	18.4	26.7	24.6	26.2	95.9
3	AS LA DOULONNAISE 2	AS LA DOULONNAISE	18.8	24.0	24.9	26.7	94.4
4	ALCB	ALCB	18.1	24.6	23.2	27.1	93.0
5	ALPC Orvault	ALPC	17.0	25.0	22.6	27.5	92.1
6	Les Ailes Bleues	Les Ailes Bleues	16.4	26.7	23.7	25.2	92.0
7	ALC ST AIGNAN	ALC ST AIGNAN	16.6	23.7	23.9	27.3	91.5





2.2. Résultats individuels

	Gymnaste	Equipe	Annee					Total
1	MEIGNEN Cassandre	AL BOUAYE	2000	4.7	7.3	6.3	7.5	25.8
2	ROBERT Océane	AL BOUAYE	1999	4.3	7.3	6.3	7.7	25.6
3	PEROCHEAU Maud	AS LA DOULONNAISE 1	1998	4.6	7.2	6.8	6.2	24.8
4	GRENIER RIVET Nawel	ALCB	1998	4.8	6.4	6.4	6.9	24.5
	AUXERRE Chatlotte	AS LA DOULONNAISE 1	1998	4.6	7.5	5.8	6.6	24.5
6	KLEIN Iris	AS LA DOULONNAISE 2	1997	5.1	5.7	6.5	6.8	24.1
7	VERRON Paukine	AL BOUAYE	2001	4.2	5.7	6.6	7.5	24.0
8	ZIANI Anna	ALPC Orvault	1999	4.1	6.5	6.1	7.2	23.9
	FOULONNEAU Sophie	AL BOUAYE	1999	3.9	6.6	6.6	6.8	23.9
10	MARQUESTANT Alix	Les Ailes Bleues	1998	3.7	7.2	5.8	7.1	23.8
11	LEDENVIC Eloise	AL BOUAYE	2000	3.9	6.9	6.2	6.7	23.7
12	LAIGLE Lucie	AS LA DOULONNAISE 2	1998	4.5	6.1	6.0	6.7	23.3
13	MONNIER Pauline	ALC ST AIGNAN	1999	4.0	5.9	6.1	7.1	23.1
	TABARY Lyse	AS LA DOULONNAISE 1	1998	4.8	5.2	6.1	7.0	23.1
15	MONDIN Flavie	ALC ST AIGNAN	1999	3.4	6.0	6.4	7.1	22.9
	RICHER Amélie	AL BOUAYE	1998	4.1	6.1	5.7	7.0	22.9
	MOQUET Solène	AS LA DOULONNAISE 2	1998	4.4	5.9	5.9	6.7	22.9
18	MASCUNAN Camille	ALC ST AIGNAN	1998	4.2	6.0	5.5	7.1	22.8
	HUCHET Maude	ALPC Orvault	1997	4.2	6.4	5.5	6.7	22.8
20	JADEAU Elina	ALCB	1999	4.5	5.8	5.3	7.0	22.6
	KRAFFT Lucille	AS LA DOULONNAISE 1	1999	4.4	6.3	5.5	6.4	22.6
22	MERTERET Alice	ALPC Orvault	2000	4.1	6.2	5.5	6.7	22.5
23	HAMI Sarah	Les Ailes Bleues	1998	4.0	5.7	6.1	6.3	22.1
	GUEHO Mélanie	AS LA DOULONNAISE 1	1999	4.3	5.7	5.9	6.2	22.1
25	HALBERT Pauline	ALC ST AIGNAN	1998	4.4	5.7	5.9	6.0	22.0
	MENUET Amandine *	ALPC (Ind)	1999	3.4	5.9	6.0	6.7	22.0
27	JUBINEAU Stacy	ALCB	1998	4.0	6.6	4.9	6.4	21.9
	MOQUET Laura	AS LA DOULONNAISE 2	1998	4.7	5.0	6.5	5.7	21.9
29	DAZAS Juliette	Les Ailes Bleues	1997	4.5	6.1	6.0	5.2	21.8
	ALLEAUME Marylou	ALPC Orvault	2000	4.3	5.6	5.0	6.9	21.8
31	GUILLOAN Annaelle	AS LA DOULONNAISE 2	1998	4.5	6.3	4.4	6.5	21.7
32	CELINO Annaelle	ALCB	1998	4.4	5.8	4.6	6.8	21.6
	HAMI Nawel	Les Ailes Bleues	1998	4.2	6.5	5.4	5.5	21.6
34	HODY-LACHAISE Anaïs	ALPC Orvault	1997	4.4	5.3	5.2	6.6	21.5
	BOUGEARD Pauline	AS LA DOULONNAISE 2	1998	4.2	5.3	5.6	6.4	21.5
36	GIRAUDEAU Maelys	ALCB	1998	4.4	5.4	5.2	6.3	21.3

37	JUDIC Marion	ALPC Orvault	1999	3.6	5.9	5.5	6.1	21.1
38	BOUCHET Coline	ALC ST AIGNAN	1998	4.0	5.8	5.5	5.7	21.0
39	BARDIES Léonore	ALCB	1999	3.5	4.8	6.3	6.2	20.8
40	BAUD Maéva	Les Ailes Bleues	1998	3.5	6.9	4.5	5.6	20.5
41	LEMOINE Marine	Les Ailes Bleues	1997	3.7	4.6	5.8	6.2	20.3
42	AUDRY Anik *	Les Ailes Bleues Ind	1998	3.5	6.2	4.9	5.2	19.8
43	PETIZ Liora *	ALCB IND	2000	3.4	5.4	4.7	5.9	19.4
44	LEMERLUS Solène	ALC ST AIGNAN	1998	3.1	4.7	5.4	5.4	18.6
45	LELUEL Unès *	AS LA DOULONNAISE 2 (Ind)	1998	3.9	4.5	4.5	5.1	18.0
46	JACQUOT Clarisse *	AL BOUAYE (Ind)	1999	0.1	0.1	0.1	0.1	0.4
	LEGRAND Emma	AS LA DOULONNAISE 1	1998	0.1	0.1	0.1	0.1	0.4

3. FEMININ NIVEAU8 9-14 ans . SA_DA (individuels)

3.1. Résultats par équipes

	Equipe	Club					Total
1	ALCB 2	ALCB 2	21.6	29.2	27.0	27.9	105.7
2	ALCB 1	ALCB1	19.7	28.7	24.6	26.3	99.3

3.2. Résultats individuels




	Gymnaste	Equipe	Annee					Total
1	BESNARD Shirley	ALCB 2	1998	5.6	7.3	7.0	7.1	27.0
2	MONTAGNE Célia	ALCB 2	1999	5.8	7.3	6.2	7.0	26.3
3	GODET Johanna	ALCB 1	1999	5.2	7.3	5.8	7.1	25.4
4	PORIEL Orlane	ALCB 2	1999	4.7	7.4	6.7	6.5	25.3
5	PIERREUSE Alexandra	ALCB 2	1996	5.4	7.2	6.2	6.4	25.2
	BUSSON Amandine	ALCB 2	1999	4.7	6.9	6.8	6.8	25.2
7	BOURGOIN Mélinda	ALCB 1	1999	4.7	7.0	6.5	6.9	25.1
8	HARDY Célia	ALCB 2	1999	4.8	6.7	6.5	7.0	25.0
9	COIRIER Marion	ALCB 1	1997	4.8	7.1	6.4	6.1	24.4
	LAUNAY Marine	ALCB 1	1999	5.0	7.3	5.9	6.2	24.4
11	SAIZ Emeline *	ALCB 2 ind	1999	2.0	6.8	7.1	6.6	22.5
12	SALLES Laura	ALCB 1	1999	0.1	0.1	0.1	0.1	0.4

4. FEMININ NIVEAU7 7-10 ans . SA_DA (individuels)

4.1. Résultats par équipes





	Equipe	Club					Total
1	OPTIMIST PORNIC	OPTIMIST PORNIC	23.4	27.0	28.9	29.5	108.8
2	ALPC Orvault	ALPC	21.0	27.8	27.7	29.0	105.5
3	AL BOUAYE	AL BOUAYE	16.0	28.0	27.9	27.4	99.3
4	AEPR	AEPR	12.5	24.9	27.3	26.8	91.5
5	AS LA DOULONNAISE	AS LA DOULONNAISE	15.6	24.4	25.8	25.3	91.1
6	AGP Vigneux	AGPV	11.9	25.0	26.9	25.1	88.9

4.2. Résultats individuels





	Gymnaste	Equipe	Annee					Total
1	ROBERT Bréanne	ALPC Orvault	1999	5.9	7.0	7.5	7.6	28.0
2	TREMBLAY Eloise	AL BOUAYE	1999	5.3	7.1	7.5	7.4	27.3
3	PIROT Jeanne	OPTIMIST PORNIC	2000	5.7	7.0	7.3	7.1	27.1
4	ROUAUD Marine	OPTIMIST PORNIC	1999	6.1	6.8	7.7	6.4	27.0
5	LERAY Marie	OPTIMIST PORNIC	2000	5.8	6.6	7.0	7.5	26.9
6	LEBRUN Lou Ann	ALPC Orvault	1999	5.6	7.2	6.5	7.0	26.3
7	LE HIR Soizic	OPTIMIST PORNIC	1999	5.8	6.6	6.6	6.9	25.9
8	ARCHAMBEAU Eve	OPTIMIST PORNIC	1999	5.3	5.9	6.9	7.5	25.6
	RELANDEAU Charlotte *	OPTIMIST PORNIC Ind	1999	5.2	6.4	6.7	7.3	25.6
10	ROBERT Andréan	ALPC Orvault	2001	3.9	7.1	7.1	7.2	25.3
11	LEBRUN Jade	ALPC Orvault	2000	4.9	6.5	6.0	7.2	24.6
12	MICHON Romane *	OPTIMIST PORNIC Ind	2000	5.1	5.8	7.3	6.2	24.4
	THIBOUT Manon	ALPC Orvault	1999	4.6	6.4	6.6	6.8	24.4
	POTIRON Maelys	AL BOUAYE	1999	3.7	6.9	7.1	6.7	24.4
15	ACQUITTER Flora	OPTIMIST PORNIC	2000	5.1	5.3	6.4	7.4	24.2
16	VASLIN Lisa	AGP Vigneux	2000	4.2	6.1	7.6	6.1	24.0
17	DESIRE Nahela	AS LA DOULONNAISE	1999	5.1	5.5	6.3	6.7	23.6
18	BRISSARD Audrey	AL BOUAYE	1999	3.2	6.9	6.6	6.7	23.4
19	LEGENTILHOMME Iéana	AEPR	1999	3.3	6.3	7.0	6.6	23.2
20	WYPYCH Fantine	AGP Vigneux	2000	3.7	6.1	6.7	6.5	23.0
21	CURY Ophéline	AEPR	2000	3.2	6.5	6.3	6.9	22.9
	POTIRON Nolwenn	AL BOUAYE	2000	3.0	6.9	6.5	6.5	22.9
23	ROULLER Alois	AEPR	1999	3.1	6.0	7.1	6.6	22.8
24	GUFFROY Victoria	AL BOUAYE	2000	3.4	7.1	6.2	6.0	22.7
25	GOBIN Floryse	AEPR	1999	2.9	6.1	6.9	6.7	22.6
26	MARSOLLIER Manon	AL BOUAYE	2000	3.6	5.5	6.7	6.6	22.4
27	LACHUER Zoé	AS LA DOULONNAISE	2000	3.7	6.1	6.8	5.7	22.3
28	JANIN Camille *	AS LA DOULONNAISE Ind	2000	3.8	6.0	5.8	5.6	21.2
29	MORIN Laurene	AS LA DOULONNAISE	1999	3.4	5.5	6.1	6.1	21.1
30	BERTOUT Flore	AS LA DOULONNAISE	1999	2.0	5.9	6.4	6.6	20.9
	OZGUVEN Margaux	AS LA DOULONNAISE	2000	3.1	5.8	6.3	5.7	20.9
32	FROGER Anna	AS LA DOULONNAISE	1999	3.4	6.6	4.8	5.9	20.7
33	POIDEVIN Estelle	AGP Vigneux	1999	2.0	5.3	6.8	6.2	20.3
34	ALLAIN Romane	AGP Vigneux	1999	2.0	6.0	5.8	6.3	20.1
35	HERVY Axelle	AGP Vigneux	1999	2.0	6.8	4.9	5.0	18.7
36	CHAUVEL Alexia	AEPR	1999	2.0	4.5	6.1	5.6	18.2
37	DIBON Victoria	AGP Vigneux	1999	0.1	0.1	0.1	0.1	0.4

5. FEMININ NIVEAU7 7-8 ans . SA_DA (individuels)

5.1. Résultats par équipes





	Equipe	Club					Total
1	OPTIMIST PORNIC	OPTIMIST PORNIC	19.3	28.5	27.8	27.9	103.5

5.2. Résultats individuels





	Gymnaste	Equipe	Annee					Total
1	BENAITEAU Clémence	OPTIMIST PORNIC	2001	5.0	7.5	6.6	7.3	26.4
2	VALET Violette	OPTIMIST PORNIC	2001	4.7	7.6	7.4	6.6	26.3
3	MORICEAU FARINET Margot	OPTIMIST PORNIC	2001	4.8	6.9	7.0	7.5	26.2
4	GENDROT Clélie	OPTIMIST PORNIC	2001	4.7	5.8	5.8	6.5	22.8
5	ZINADEA Anais	OPTIMIST PORNIC	2002	4.6	4.9	6.8	5.4	21.7
6	GOBIN Marion	OPTIMIST PORNIC	2001	4.8	6.5	4.1	6.0	21.4
7	DAROULEC Océane *	OPTIMIST PORNIC Ind	2002	2.0	6.0	5.3	4.5	17.8
8	HEULIEZ Lucille *	OPTIMIST PORNIC Ind	2002	4.2	0.1	6.7	5.2	16.2

6. FEMININ NIVEAU8 7-8 ans . SA_DA (individuels)

6.1. Résultats par équipes





	Equipe	Club					Total
1	ALPC Orvault	ALPC	16.5	27.0	22.1	28.4	94.0
2	AGPV	AGPV	18.1	23.4	25.0	27.4	93.9
3	AS LA DOULONNAISE 2	AS LA DOULONNAISE	16.6	25.1	23.6	25.3	90.6
4	AS LA DOULONNAISE 1	AS LA DOULONNAISE	16.1	23.8	22.3	24.3	86.5

6.2. Résultats individuels



	Gymnaste	Equipe	Annee					Total
1	CHEVALIER Clarisse	ALPC Orvault	2001	4.5	7.1	5.8	7.5	24.9
2	BAUDRY Capucine	AGPV	2001	4.8	6.0	5.9	7.1	23.8
3	LENOUVEL Liou	ALPC Orvault	2001	4.2	7.0	5.6	6.8	23.6
4	GUEDON Rose	AGPV	2001	4.3	5.6	6.2	7.1	23.2
	RAKOTO Camille	AS LA DOULONNAISE 2	2002	4.4	6.0	6.1	6.7	23.2
6	LACHUER Anne	AS LA DOULONNAISE 1	2002	4.4	6.2	6.1	6.0	22.7
7	MILLIENNE Clara	AGPV	2001	4.0	5.2	6.8	6.5	22.5
8	CHARLOU Romane	AGPV	2001	4.4	6.2	5.6	6.2	22.4
	DIBON Candice	AGPV	2002	4.1	5.6	6.0	6.7	22.4
10	HOUX Marion	ALPC Orvault	2001	3.9	6.5	4.5	7.3	22.2
	CADEAU Joséphine	AS LA DOULONNAISE 2	2001	4.0	6.1	5.9	6.2	22.2
12	DLOUHY Lucie	ALPC Orvault	2001	3.7	6.4	5.2	6.8	22.1
13	GUILLOU Marine	AS LA DOULONNAISE 2	2001	4.2	6.4	5.4	6.0	22.0
14	LEROUX Noémie	AS LA DOULONNAISE 2	2001	4.0	5.4	6.1	6.4	21.9
15	GUERET Maiwenn	AGPV	2001	4.6	4.6	6.0	6.5	21.7
	GODET Ines	ALPC Orvault	2001	3.9	5.9	5.2	6.7	21.7
17	RABALLAND Camille	AS LA DOULONNAISE 2	2001	3.9	6.6	5.5	5.6	21.6
18	ROGER Eve	AS LA DOULONNAISE 1	2001	4.0	6.4	5.6	5.5	21.5
19	GILLET Alice *	ALPC Orvaul (Ind)	2001	3.7	5.8	4.6	7.0	21.1
20	HARTMAN Lucie	AS LA DOULONNAISE 1	2002	3.9	5.0	5.2	6.8	20.9
21	PLANTARD Salomé	ALPC Orvault	2001	2.8	5.2	5.5	6.8	20.3
	LEBEAU Ema *	ALPC Orvaul (Ind)	2002	2.8	5.4	5.4	6.7	20.3
23	MONNIN Alix	AS LA DOULONNAISE 1	2002	3.8	5.6	5.4	5.3	20.1
24	ROUZIOUX Eva	AS LA DOULONNAISE 1	2002	2.8	5.6	5.2	6.0	19.6
25	6	AS LA DOULONNAISE 1	0	0.0	0.0	0.0	0.0	0.0
	6	AS LA DOULONNAISE 2	0	0.0	0.0	0.0	0.0	0.0

7. FEMININ NIVEAU7 9-12 ans . SA_DA (individuels)

7.1. Résultats par équipes

	Equipe	Club					Total
1	ALPC Orvault	ALPC	21.6	25.9	25.8	27.7	101.0
2	AGPV 1	AGP Vigneux	17.9	23.2	26.5	28.1	95.7
3	AGPV 2	AGPV	14.5	23.0	26.1	26.3	89.9

7.2. Résultats individuels

	Gymnaste	Equipe	Annee					Total
1	DENIS Chloé	ALPC Orvault	1997	5.4	7.0	6.5	6.8	25.7
2	ARZEL Virginie	ALPC Orvault	1998	5.5	6.0	6.8	7.3	25.6
3	DERAME Mylène	AGPV 1	1999	4.9	6.4	7.0	6.9	25.2
4	BEAUDET Léa	AGPV 1	1998	5.0	6.5	6.6	6.9	25.0
5	SERRIE Marine	AGPV 2	1997	4.8	7.1	6.4	6.6	24.9
6	COLIN Blandine	ALPC Orvault	1997	5.6	6.4	5.2	6.8	24.0
7	DANO Camille	ALPC Orvault	1997	5.1	6.5	5.7	6.3	23.6
8	GRIAUD Manuela	AGPV 1	1998	4.4	4.9	6.5	7.4	23.2
9	DE SAINT PAUL Soléne	ALPC Orvault	1998	4.1	5.8	6.8	6.2	22.9
10	CHARLOU Lise	AGPV 1	1998	3.6	5.4	6.4	6.9	22.3
11	MORICE Lou-Ann	AGPV 2	1998	3.9	6.5	5.3	6.5	22.2
	LIGNEAU Caroline	ALPC Orvault	1997	4.8	5.3	5.3	6.8	22.2
13	QUEIROS Camille	AGPV 2	1997	3.1	3.8	6.9	6.8	20.6
14	BERGEOT Nolwen	AGPV 1	1998	3.2	4.8	5.4	6.9	20.3
15	RACINE Manon	AGPV 2	1997	2.0	5.5	6.4	6.3	20.2
16	CAPURRO Oriane	AGPV 2	1997	2.7	3.9	6.4	6.4	19.4
17	CHEVALIER Emma *	ALPC (Ind)	1997	2.0	4.7	5.6	6.1	18.4
18	MIOT Julia	AGPV 2	1998	2.0	3.2	4.4	5.6	15.2
19	ARNOULT Kassandra	AGPV 1	1999	0.1	0.1	0.1	0.1	0.4