





**Résultats de la compétition**  
***SAINS EN GOHELLE 2011***  
***SAINS EN GOHELLE***  
***30 janv. 2011***

# 1. FEMININ NIVEAU8 7-10 ans . SA\_DA (individuels)

## 1.1. Résultats par équipes





	Equipe	Club					Total
1	CALAIS	CALAIS	22.9	25.9	26.9	29.2	104.9
2	MONTIGNY	MONTIGNY	22.8	27.5	26.1	28.4	104.8
3	GUINES	GUINES	21.1	25.5	26.9	28.7	102.2
4	SAINS EN GOHELLE	SAINS EN GOHELLE	10.6	13.3	13.5	13.5	50.9

## 1.2. Résultats individuels





	Gymnaste	Equipe	Annee					Total
1	MILLIN PAULINE	CALAIS	2001	6.4	6.7	6.1	7.2	26.4
2	LEDOUX CHLOE	CALAIS	2000	5.8	6.4	6.6	7.5	26.3
	DESMONT MAELYS	SAINS EN GOHELLE	2002	5.7	6.7	6.7	7.2	26.3
	FIEFFE SIDONIE	MONTIGNY	2001	5.9	6.8	6.4	7.2	26.3
5	LESUR MANON	GUINES	2000	5.8	6.6	6.8	7.0	26.2
6	CAILLOCE CLARA *	SAINT MARTIN	2003	5.2	7.2	6.4	7.3	26.1
7	LUCAS LUCIE	MONTIGNY	2000	5.7	6.8	6.7	6.8	26.0
8	CROISIER JUSTINE	CALAIS	2000	5.4	6.4	6.8	7.3	25.9
	DEWULF LAUREEN	MONTIGNY	2001	5.6	7.1	6.0	7.2	25.9
10	SAUNEUF LILIE *	SAINT MARTIN	2002	5.1	7.0	6.7	7.0	25.8
11	PRUVOST MARIE	GUINES	2002	5.0	6.6	6.9	7.2	25.7
12	IDKOWIACK ELISE	MONTIGNY	2002	5.3	6.8	6.6	6.8	25.5
13	GAY VALENTINE	CALAIS	2001	5.3	6.3	7.2	6.5	25.3
	THIERRY CELIA	MONTIGNY	2000	5.6	6.1	6.4	7.2	25.3
15	DEBONNEVILLE FLAVIE	GUINES	2000	5.3	6.2	6.6	6.7	24.8
16	NAVET CHLOE *	SAINT MARTIN	2002	5.0	6.5	6.3	6.9	24.7
17	DELANNOY ALICIA	SAINS EN GOHELLE	2002	4.9	6.6	6.8	6.3	24.6
18	THOREZ MELISSA	CALAIS	2000	5.0	6.1	6.3	7.0	24.4
	CANNELLA TRIPLET FLORA	GUINES	2002	4.4	6.1	6.6	7.3	24.4
20	PIQUE PAULINE	CALAIS	2001	4.5	6.4	5.9	7.2	24.0
21	SAMELOT LISE	GUINES	2002	5.0	5.6	5.8	7.2	23.6
22	FONTAINE CHLOE	GUINES	2002	4.4	5.8	5.4	6.6	22.2
23	ROBACHE ARIELLE *	GUINES	2002	3.7	4.9	6.2	5.6	20.4
24	BRIEZ LEA *	GUINES	2001	4.4	4.4	4.5	6.8	20.1
25	4 *	SAINT MARTIN	0	0.0	0.0	0.0	0.0	0.0
	5 *	SAINT MARTIN	0	0.0	0.0	0.0	0.0	0.0
	6 *	SAINT MARTIN	0	0.0	0.0	0.0	0.0	0.0
	3 *	GUINES	0	0.0	0.0	0.0	0.0	0.0
	4 *	GUINES	0	0.0	0.0	0.0	0.0	0.0
	5 *	GUINES	0	0.0	0.0	0.0	0.0	0.0
	6 *	GUINES	0	0.0	0.0	0.0	0.0	0.0
	POIX AXELLE	SAINS EN GOHELLE	2001	0.0	0.0	0.0	0.0	0.0
	DRUART AUREORE	SAINS EN GOHELLE	2002	0.0	0.0	0.0	0.0	0.0
	5	SAINS EN GOHELLE	0	0.0	0.0	0.0	0.0	0.0
	6	SAINS EN GOHELLE	0	0.0	0.0	0.0	0.0	0.0
	6	MONTIGNY	0	0.0	0.0	0.0	0.0	0.0

## 2. FEMININ NIVEAU8 9-12 ans . SA\_DA (individuels)

### 2.1. Résultats par équipes





	Equipe	Club					Total
1	SAINT MARTIN	SAINT MARTIN	21.6	25.7	27.3	28.4	103.0
2	BEUVRY	BEUVRY	23.2	23.0	26.1	25.1	97.4

### 2.2. Résultats individuels





	Gymnaste	Equipe	Annee					Total
1	NAVET CHARLOTTE	SAINT MARTIN	1999	5.2	6.8	7.1	7.4	26.5
2	RICHARD ZOE	SAINT MARTIN	2000	5.7	6.6	6.7	7.1	26.1
3	GOMES JUSTINE	BEUVRY	1999	6.1	6.2	6.6	6.3	25.2
4	DELMOTTE MANON	BEUVRY	2001	6.1	5.7	6.7	6.6	25.1
	LARIDANT ESTELLE	SAINT MARTIN	1999	5.2	6.2	6.9	6.8	25.1
6	GAMBIEZ CELIA	BEUVRY	2001	5.8	6.1	6.4	6.6	24.9
	PEREIRA LOU	SAINT MARTIN	2000	5.5	5.7	6.6	7.1	24.9
8	FOURNY ELODIE	SAINT MARTIN	1999	5.1	5.7	6.2	6.8	23.8
9	RENVERSEZ MARINE	BEUVRY	2000	5.2	5.0	6.4	5.6	22.2
10	DUWAT AGATHE	SAINT MARTIN	1999	4.1	6.1	5.8	6.1	22.1
11	5	BEUVRY	0	0.0	0.0	0.0	0.0	0.0
	6	BEUVRY	0	0.0	0.0	0.0	0.0	0.0

### 3. FEMININ NIVEAU7 9-12 ans . SA\_DA (individuels)

#### 3.1. Résultats par équipes





	Equipe	Club					Total
1	BEUVRY	BEUVRY	25.9	29.2	28.2	29.5	112.8
2	MARQUISE	MARQUISE	21.3	23.3	25.9	29.3	99.8
3	GUINES	GUINES	20.3	25.2	24.0	24.4	93.9

#### 3.2. Résultats individuels





	Gymnaste	Equipe	Annee					Total
1	DELAPORTE ALEXANDRA	BEUVRY	2000	6.7	7.3	7.4	7.3	28.7
2	CAUVIN CELINE	BEUVRY	1998	6.4	7.2	7.0	7.8	28.4
3	LECLEIRE FAUSTINE	BEUVRY	1998	6.4	7.3	7.0	7.4	28.1
4	CARDON OCEANE	BEUVRY	2000	6.3	7.4	6.8	7.0	27.5
5	HAGNIER CAROLINE	MARQUISE	1999	5.5	6.9	6.7	7.5	26.6
6	SOUIN FLAVIE	BEUVRY	2000	6.3	7.0	6.6	6.5	26.4
7	TRICOT OCEANE *	SAINT MARTIN	2000	4.7	6.8	6.6	7.0	25.1
8	DAVIGNY MARGAUX	BEUVRY	1998	6.4	5.8	5.8	6.8	24.8
9	RUOROCHE JULIE	MARQUISE	2000	5.5	5.6	6.0	7.1	24.2
10	GOSSE JULIE	GUINES	2001	4.9	6.8	5.9	6.5	24.1
	PIQUE LEA	MARQUISE	1999	5.5	5.1	6.1	7.4	24.1
12	ROBACHE SEPHORA	GUINES	1999	5.5	5.9	6.2	6.2	23.8
13	DELATRE MARION	GUINES	2000	5.3	6.1	6.2	5.6	23.2
14	BERTHOX AURORE	GUINES	2000	4.6	6.4	5.7	6.1	22.8
15	BAUDE FLAVIE	MARQUISE	1999	4.8	4.6	6.6	5.9	21.9
16	GAVOIS LEANE *	GUINES	1998	4.7	4.7	4.4	6.4	20.2
17	FASQUELLE LAURE	GUINES	1999	4.4	5.1	5.1	5.1	19.7
18	DESAINS MARIE	MARQUISE	2001	0.0	5.7	6.5	7.3	19.5
19	LAVOINE BERENGERE *	BEUVRY	1998	0.0	0.0	0.0	0.0	0.0
2	*	BEUVRY	0	0.0	0.0	0.0	0.0	0.0
3	*	BEUVRY	0	0.0	0.0	0.0	0.0	0.0
4	*	BEUVRY	0	0.0	0.0	0.0	0.0	0.0
5	*	BEUVRY	0	0.0	0.0	0.0	0.0	0.0
6	*	BEUVRY	0	0.0	0.0	0.0	0.0	0.0
	SIX NOEMIE	GUINES	2000	0.0	0.0	0.0	0.0	0.0
2	*	SAINT MARTIN	0	0.0	0.0	0.0	0.0	0.0
3	*	SAINT MARTIN	0	0.0	0.0	0.0	0.0	0.0
4	*	SAINT MARTIN	0	0.0	0.0	0.0	0.0	0.0
5	*	SAINT MARTIN	0	0.0	0.0	0.0	0.0	0.0
6	*	SAINT MARTIN	0	0.0	0.0	0.0	0.0	0.0
2	*	GUINES	0	0.0	0.0	0.0	0.0	0.0
3	*	GUINES	0	0.0	0.0	0.0	0.0	0.0
4	*	GUINES	0	0.0	0.0	0.0	0.0	0.0
5	*	GUINES	0	0.0	0.0	0.0	0.0	0.0
6	*	GUINES	0	0.0	0.0	0.0	0.0	0.0
	LANNOY FLEUR	MARQUISE	2001	0.0	0.0	0.0	0.0	0.0

## 4. FEMININ NIVEAU7 9-14 ans . SA\_DA (individuels)

### 4.1. Résultats par équipes





	Equipe	Club					Total
1	MARQUISE	MARQUISE	27.1	29.1	29.2	29.2	114.6
2	CALAIS	CALAIS	25.5	24.9	27.4	28.9	106.7
3	ARRAS	ARRAS	25.6	26.0	26.3	28.0	105.9
4	GUINES	GUINES	21.6	19.8	23.9	26.5	91.8

### 4.2. Résultats individuels





	Gymnaste	Equipe	Annee					Total
1	NYARKO LISA	MARQUISE	1996	6.8	7.6	7.6	7.7	29.7
2	MARLARD COLINE	MARQUISE	1997	6.7	7.4	7.3	7.0	28.4
3	GRARD CLEMENCE	MARQUISE	1997	6.9	6.5	7.5	7.3	28.2
4	PIEDBOIS MAELISE	CALAIS	1996	6.5	6.6	6.9	7.5	27.5
	VAHE PHILIPPINE	ARRAS	0	6.8	6.8	6.8	7.1	27.5
6	AUCLAIR MARGAUX	CALAIS	1998	6.7	6.4	7.2	6.8	27.1
7	MORMENTIN KIM	CALAIS	1999	6.4	6.5	6.9	7.1	26.9
8	BARRE JULIE	ARRAS	0	6.7	6.2	6.7	6.9	26.5
	LAMOTTE AMANDINE	MARQUISE	1996	6.7	6.8	6.6	6.4	26.5
10	THOUVENIN SABINE	ARRAS	0	6.7	6.2	7.0	6.5	26.4
11	WASELIN PAULINE	MARQUISE	1996	5.5	7.0	6.8	6.9	26.2
12	DUFOUR JULIE	MARQUISE	1997	5.4	7.1	6.4	7.2	26.1
13	BEAUCAMPS MARGAUX	ARRAS	0	5.4	6.8	5.8	7.5	25.5
14	DUTHILLEUL ANDREA	CALAIS	2000	5.9	5.4	6.4	7.5	25.2
15	CARPENTIER AMANDINE *	BEUVRY	1997	5.1	6.6	6.1	7.2	25.0
16	PERARD OLIVIA	GUINES	1997	5.6	4.7	6.5	7.1	23.9
	LHEUREUX HONORINE	GUINES	0	5.4	5.6	6.2	6.7	23.9
18	EVARD CLEMENCE	GUINES	1998	5.4	4.8	5.5	6.4	22.1
19	BUTELLE LEONIE	GUINES	1999	5.0	4.4	5.7	6.3	21.4
20	FOLLET ANAIS	GUINES	1998	5.2	4.7	4.6	5.7	20.2
21	2 *	BEUVRY	0	0.0	0.0	0.0	0.0	0.0
	3 *	BEUVRY	0	0.0	0.0	0.0	0.0	0.0
	4 *	BEUVRY	0	0.0	0.0	0.0	0.0	0.0
	5 *	BEUVRY	0	0.0	0.0	0.0	0.0	0.0
	6 *	BEUVRY	0	0.0	0.0	0.0	0.0	0.0
	DELATTE PAULINE	CALAIS	1996	0.0	0.0	0.0	0.0	0.0
	FRIANT ALICIA	CALAIS	1998	0.0	0.0	0.0	0.0	0.0
	MARQUANT CHARLOTTE	GUINES	1997	0.0	0.0	0.0	0.0	0.0
	5	ARRAS	0	0.0	0.0	0.0	0.0	0.0
	6	ARRAS	0	0.0	0.0	0.0	0.0	0.0

## 5. FEMININ NIVEAU7 11 + . SA\_DA (individuels)

### 5.1. Résultats par équipes

	Equipe	Club					Total
1	SAINT MARTIN	SAINT MARTIN	21.5	25.2	28.0	27.4	102.1

### 5.2. Résultats individuels





	Gymnaste	Equipe	Annee					Total
1	QUARDELLE MEGANE *	BEUVRY	1994	6.5	7.0	6.6	7.3	27.4
2	D'ANDREA LOU	SAINT MARTIN	1999	5.4	6.5	7.1	6.8	25.8
3	DELATRE ANNE-CHARLOTTE	SAINT MARTIN	1996	5.5	6.3	7.0	6.8	25.6
4	DELAForge DESIREE	SAINT MARTIN	1996	5.1	6.1	7.0	6.9	25.1
5	CAZIN JULIETTE	SAINT MARTIN	1995	4.9	6.3	6.9	6.9	25.0
6	GREVET MATHILDE	SAINT MARTIN	1996	5.5	6.0	5.3	6.3	23.1
7	DUFOSSE LOUISE *	GUINES	1995	5.2	5.1	3.9	5.1	19.3
8	2 *	BEUVRY	0	0.0	0.0	0.0	0.0	0.0
	3 *	BEUVRY	0	0.0	0.0	0.0	0.0	0.0
	4 *	BEUVRY	0	0.0	0.0	0.0	0.0	0.0
	5 *	BEUVRY	0	0.0	0.0	0.0	0.0	0.0
	6 *	BEUVRY	0	0.0	0.0	0.0	0.0	0.0
	6	SAINT MARTIN	0	0.0	0.0	0.0	0.0	0.0
	2 *	GUINES	0	0.0	0.0	0.0	0.0	0.0
	3 *	GUINES	0	0.0	0.0	0.0	0.0	0.0
	4 *	GUINES	0	0.0	0.0	0.0	0.0	0.0
	5 *	GUINES	0	0.0	0.0	0.0	0.0	0.0
	6 *	GUINES	0	0.0	0.0	0.0	0.0	0.0

## 6. FEMININ NIVEAU8 9-14 ans . SA\_DA (individuels)

### 6.1. Résultats par équipes

	Equipe	Club					Total
1	SAINS EN GOHELLE	SAINS EN GOHELLE	23.2	24.7	27.8	25.8	101.5

### 6.2. Résultats individuels

	Gymnaste	Equipe	Annee					Total
1	LOMPREZ CLAIRE	SAINS EN GOHELLE	1998	6.4	5.9	7.0	6.7	26.0
2	SIX MANON	SAINS EN GOHELLE	1999	5.9	6.0	7.1	6.8	25.8
3	SANCTOWM CHLOE	SAINS EN GOHELLE	1999	5.5	6.4	6.8	5.9	24.6
4	RASTOLL CHLOE	SAINS EN GOHELLE	2000	5.4	5.8	6.9	6.4	24.5
5	DELPLANQUE JULIE	SAINS EN GOHELLE	2000	5.0	6.4	6.4	5.9	23.7
6	MARBOUH ANISSA	SAINS EN GOHELLE	1999	0.0	0.0	0.0	0.0	0.0
	LUCAS JEANNE *	SAINS EN GOHELLE	2000	0.0	0.0	0.0	0.0	0.0
2	*	SAINS EN GOHELLE	0	0.0	0.0	0.0	0.0	0.0
3	*	SAINS EN GOHELLE	0	0.0	0.0	0.0	0.0	0.0
4	*	SAINS EN GOHELLE	0	0.0	0.0	0.0	0.0	0.0
5	*	SAINS EN GOHELLE	0	0.0	0.0	0.0	0.0	0.0
6	*	SAINS EN GOHELLE	0	0.0	0.0	0.0	0.0	0.0