





Résultats de la compétition
CRITERIUM DEPARTEMENTAL PLAT B
MILLERY
23 janv. 2011

1. FEMININ NIVEAU5 9-12 ans . SIMPLE_APPARTENANCE (B) (individuels)

1.1. Résultats par équipes

	Equipe	Club					Total
1	ESMC	ES MILLERY CHARLY	27.8	31.4	26.1	30.0	115.3
2	CMOV	CMO VENISSIEUX	26.9	31.4	27.0	28.8	114.1
3	ESG	ESG	28.0	28.3	24.6	28.1	109.0
4	CHAPONNAY GYM	CHAPONNAY GYM	26.6	27.5	24.7	26.3	105.1

1.2. Résultats individuels





	Gymnaste	Equipe	Annee					Total
1	VANBECELAERE Manon	ESMC	1998	7.5	8.0	6.8	7.9	30.2
2	CHETRAOUI Myriam	CMOV	1999	6.4	8.1	7.3	7.5	29.3
3	MEYNAND Lalie	CMOV	1998	7.1	8.1	7.1	6.9	29.2
4	TAVIAUX Lise	ESMC	1999	7.0	7.9	6.5	7.4	28.8
5	SUROWKA Emma	ESMC	1998	6.6	7.5	7.0	7.6	28.7
6	ALMEIDA Adriana	ESG	1999	7.4	7.6	7.5	6.0	28.5
7	VALENTIN Charlotte	CMOV	1998	7.1	7.4	6.9	6.9	28.3
8	LACHANA Emma	ESG	1999	7.0	7.5	5.8	7.3	27.6
9	RAVAS Noémie	ESMC	1998	6.7	7.8	5.8	7.1	27.4
10	CANTALUPPI Clémentine	CMOV	1998	6.3	7.8	5.7	7.5	27.3
11	CREPIEUX Emma	CHAPONNAY GYM	1999	6.8	6.6	6.9	6.8	27.1
12	GUENARD Cadine	CHAPONNAY GYM	1998	6.6	7.3	6.4	6.1	26.4
	MARICAL Chloé	ESG	1999	6.7	7.1	5.4	7.2	26.4
14	MINNE Clémence	ESG	1999	6.6	6.1	5.9	7.6	26.2
15	ROY Pauline	CHAPONNAY GYM	1998	6.6	7.2	5.5	6.8	26.1
16	INGRASSIA Clara	CHAPONNAY GYM	1999	6.3	6.4	5.9	6.6	25.2
17	GRANGER Mathilde	ESMC	1999	6.5	7.4	5.1	5.8	24.8
18	HAMIOT Lola	ESMC	1999	6.1	7.7	4.7	6.1	24.6
19	RIGARD Marie	CHAPONNAY GYM	2000	6.1	4.3	5.0	6.1	21.5
20	CARIOU Coline	ESG	1998	6.9	3.4	5.1	4.2	19.6
21	PERENON Rhomane	CHAPONNAY GYM	1998	6.6	0.0	0.0	0.0	6.6
22	DJALIL Kheira	CMOV	1999	0.0	0.0	0.0	0.0	0.0

2. FEMININ NIVEAU5 9-14 ans . SIMPLE_APPARTENANCE (B) (individuels)

2.1. Résultats par équipes


	Equipe	Club					Total
1	USOL	VAUGNERAY	26.7	30.5	26.3	28.1	111.6
	ALB	AL BRON	28.2	29.6	25.1	28.7	111.6
3	BRINDAS	AS BRINDAS	26.4	30.6	25.2	27.5	109.7
4	ASMC	AS MARCY CHARBONNIERES	26.2	30.3	24.7	23.0	104.2
5	JEUNESSE ANSOISE	JEUNESSE ANSOISE	26.1	25.8	24.7	26.7	103.3
6	FJEP	FJEP MEYZIEU	18.9	19.2	21.0	24.7	83.8

2.2. Résultats individuels



	Gymnaste	Equipe	Annee					Total
1	SANCHEZ Emilie	ALB	1998	7.1	8.4	7.0	7.9	30.4
2	NAVILLOZ Sasha	USOL	1999	7.0	7.7	7.2	7.9	29.8
3	NGUYEN Camille	ALB	1999	6.8	8.2	6.9	7.4	29.3
4	ARNOUX Pauline	BRINDAS	1999	7.0	8.3	6.1	7.0	28.4
5	DECLERIEUX Océane	USOL	1997	6.6	7.7	6.9	7.1	28.3
6	REA Océane	BRINDAS	1996	6.6	7.5	6.4	7.2	27.7
7	DEMULE Alicia	JEUNESSE ANSOISE	1997	6.8	7.1	6.1	7.6	27.6
8	CURMI Noémie	USOL	1997	6.4	7.9	6.4	6.6	27.3
9	GAY Tiffanie	BRINDAS	1998	6.2	7.9	5.6	7.5	27.2
	MOUDENE Camélia	ASMC	1996	6.6	8.2	7.1	5.3	27.2
11	PEYROT Tiphanye	ASMC	1997	6.7	7.8	6.0	6.1	26.6
12	DYMOWIEZ Sandra	FJEP	1996	6.3	6.9	6.3	6.7	26.2
13	GAIHIER Emma	ALB	1998	7.3	6.4	5.7	6.5	25.9
14	MIASOTTI Ludyvine	JEUNESSE ANSOISE	1997	6.0	7.1	6.8	5.9	25.8
15	TURPIN Solenne	JEUNESSE ANSOISE	1996	6.5	6.8	6.0	6.4	25.7
16	GAY Alice	USOL	1997	6.5	6.6	5.8	6.3	25.2
17	MARTIN Justine	USOL	1996	5.9	7.2	5.5	6.5	25.1
18	BERTHELOT Alexia	ALB	1998	6.9	6.6	5.0	6.1	24.6
19	SANDRIN Lison	ASMC	1996	6.3	6.3	6.0	5.4	24.0
20	ROMAIN GUIDANI Alizée	JEUNESSE ANSOISE	1998	6.8	4.8	5.8	6.3	23.7
21	REAL Manon	ALB	1997	6.9	5.5	4.3	6.9	23.6
22	CLOT Eléonore	ASMC	1996	5.8	6.1	5.6	5.9	23.4
23	NGUYEN Tiffany	ALB	1996	6.1	6.2	5.5	5.5	23.3
24	DUDRAGNE Célia	ASMC	1997	6.6	6.3	4.3	5.6	22.8
25	ALIBERT Mylène	FJEP	1996	6.2	6.4	4.2	5.9	22.7
26	TODESCHINI Lucie	ASMC	1997	6.1	8.0	4.7	3.7	22.5
27	PONCET Isabelle	USOL	1997	6.6	4.0	5.7	5.8	22.1
28	MAURINES Roxanne	JEUNESSE ANSOISE	1998	6.0	3.7	5.6	6.4	21.7
29	BERRERA Déborah	FJEP	1996	6.4	1.0	4.1	6.0	17.5
30	BOURLAIS Solène	FJEP	1997	0.0	4.9	5.0	6.1	16.0
31	PITAUD TRACY	BRINDAS	1996	0.0	6.9	7.1	0.0	14.0
32	GUENASSIA Mathilde	BRINDAS	1996	6.6	0.0	0.0	5.8	12.4
33	CURTET Anais	FJEP	1996	0.0	0.0	5.5	0.0	5.5

3. FEMININ NIVEAU4 9-14 ans . SIMPLE_APPARTENANCE (B) (individuels)

3.1. Résultats par équipes

	Equipe	Club					Total
1	ESG	ESG	20.9	26.4	24.3	24.3	95.9
2	PLBP	PIERRE BENITE	21.6	25.7	22.0	23.3	92.6
3	JONAGE	JONAGE	21.0	25.3	23.0	22.3	91.6
4	CHAPONNAY	CHAPONNAY GYM	20.6	23.1	21.2	25.5	90.4
5	ASMC	AS MARCY CHARBONNIERES	20.9	20.2	23.9	21.4	86.4

3.2. Résultats individuels





	Gymnaste	Equipe	Annee					Total
1	BATTESTI Mazarine	ESG	1996	7.2	9.2	8.2	8.5	33.1
2	VEUILLET Victoria	ASMC	1996	7.6	7.8	8.2	8.6	32.2
3	FREMONT Noémie	ESG	1996	6.8	9.1	7.7	8.4	32.0
4	LOISON Alexia	PLBP	1998	7.2	8.6	8.1	7.8	31.7
5	DESOUSA Cathy	JONAGE	1997	7.1	9.2	7.5	7.2	31.0
6	SANCHEZ Chloé	CHAPONNAY	1998	6.8	8.0	7.0	8.6	30.4
7	LEBRUN Louise	CHAPONNAY	1997	7.0	8.0	7.0	8.3	30.3
	BAHRI Lola	PLBP	1997	6.6	8.8	7.1	7.8	30.3
9	BALWAY Lucile	ESG	1996	6.8	7.6	8.3	7.4	30.1
10	FOURNIER Gaelle	JONAGE	1997	6.8	8.8	7.4	7.0	30.0
11	BERNY Juliette	ESG	1997	6.9	8.1	7.4	7.4	29.8
12	DELANNOY Juliette	CHAPONNAY	1997	6.8	7.1	7.2	8.6	29.7
	MORELLON Alexia	ESG	1996	6.8	8.1	7.8	7.0	29.7
14	DELGADO Célie	PLBP	1999	7.3	8.3	6.5	7.5	29.6
15	ROUX Clémentine	JONAGE	1997	6.8	7.1	7.6	7.9	29.4
16	ROBIN Cézanne	JONAGE	1997	7.1	7.1	7.8	7.2	29.2
17	JAUMONET Mathilde	JONAGE	1997	6.6	7.3	7.6	6.9	28.4
18	TINOCCO Johana	PLBP	1997	6.6	7.5	5.9	7.7	27.7
19	LEGER Sarah	ASMC	1996	6.5	6.6	5.8	6.5	25.4
20	BIRON Elise	PLBP	1998	7.1	4.1	6.8	7.2	25.2
21	MORSETTI Elise	ASMC	1997	6.8	3.9	7.9	6.3	24.9
22	PADROS Maéva	CHAPONNAY	1997	6.7	4.9	6.5	5.6	23.7
23	BOURBON Marie	ASMC	1997	6.4	2.5	7.8	6.0	22.7
24	DAVID Cassandre	CHAPONNAY	1996	6.5	3.4	6.0	6.4	22.3
25	PERRIER Margaux	ASMC	1997	0.0	5.8	6.4	0.0	12.2

4. FEMININ NIVEAU4 9-12 ans . SIMPLE_APPARTENANCE (B) (individuels)

4.1. Résultats par équipes





	Equipe	Club					Total
1	FEMINA VILLEFRANCHE	FEMINA VILLEFRANCHE	23.0	23.7	22.9	23.3	92.9

4.2. Résultats individuels


	Gymnaste	Equipe	Annee					Total
1	BECLERE Mathilde *	CORBAS GYM	1998	7.4	7.5	8.4	8.5	31.8
2	GROCCIA Gilly	FEMINA VILLEFRANCHE	1999	7.7	7.2	8.2	7.7	30.8
3	CHALTON Orlane *	LA FRATERNELLE AMPLEPUIS	2000	6.4	7.9	7.7	8.2	30.2
4	PHILIBERT Jade	FEMINA VILLEFRANCHE	2000	7.4	8.4	6.9	7.3	30.0
5	LOSSOUDRIAN Déborah	FEMINA VILLEFRANCHE	1998	7.6	6.5	7.8	7.3	29.2
6	CUMIN Estelle	FEMINA VILLEFRANCHE	1999	7.4	8.1	5.2	7.8	28.5
7	DEBRION Eva	FEMINA VILLEFRANCHE	1999	7.7	6.0	6.7	7.8	28.2
8	MALDJI Cillia *	FEMINA GYMNIQUE VILLEFRANCHE	1998	7.5	6.3	7.7	0.0	21.5
9	PEYRAUD Juliane *	LA FRATERNELLE AMPLEPUIS	1998	0.0	0.0	0.0	0.0	0.0

5. FEMININ NIVEAU4 11 + . DOUBLE_APPARTENANCE (B) (individuels)

5.1. Résultats par équipes

	Equipe	Club					Total
1	ALGM	AL GERLAND MOUCHE	20.6	26.8	24.0	25.1	96.5
2	PLPB	PL PIERRE BENITE	21.3	23.0	25.8	25.9	96.0
3	GYM DANS '	GYM DANS ' FRANCHEVILLE	20.7	25.8	23.9	24.4	94.8
4	EGS MONTMELIAN	EGS MONTMELIAN	20.9	24.7	24.5	24.4	94.5





5.2. Résultats individuels

	Gymnaste	Equipe	Annee					Total
1	DOUTRE Chloé	PLPB	1997	7.3	8.2	9.1	9.1	33.7
2	BORGO Isabelle	EGS MONTMELIAN	1987	7.5	8.8	8.5	8.7	33.5
3	REYMOND Marine	ALGM	1993	6.7	8.5	8.6	8.2	32.0
4	COLAVIN Céilia	PLPB	1997	6.9	7.2	8.7	8.6	31.4
	NIELOUD Maude	ALGM	1994	6.8	8.0	8.0	8.6	31.4
6	ARAR Sharihane	ALGM	1988	6.7	9.1	7.2	8.1	31.1
7	CHARLAIX Julie	ALGM	1991	6.8	8.8	7.4	8.0	31.0
8	LOBA Marion	PLPB	1994	7.1	7.6	8.0	8.2	30.9
9	LACROSE Charline	ALGM	1991	7.0	8.9	6.6	8.3	30.8
10	PIFFAUT Anna	GYM DANS '	1996	7.0	8.1	7.1	8.3	30.5
11	ARROYO Maréva	GYM DANS '	1989	6.5	8.1	8.0	7.8	30.4
12	DUHEM Axelle	EGS MONTMELIAN	1989	6.7	7.8	8.2	7.6	30.3
	GUGLIELNI Johane	EGS MONTMELIAN	1993	6.4	8.1	7.7	8.1	30.3
14	CROZET Joanne	GYM DANS '	1996	6.8	8.8	5.2	8.3	29.1
15	ADIRARI Fanny	EGS MONTMELIAN	1994	6.6	7.1	7.8	7.5	29.0
16	PADUCI Melissa	EGS MONTMELIAN	1995	6.7	6.5	6.7	6.8	26.7
17	MARINELLI Laura	GYM DANS '	1996	6.9	8.9	8.8	0.0	24.6





Résultats de la compétition
CRITERIUM DEPARTEMENTAL PLAT A
MILLERY
23 janv. 2011

1. FEMININ NIVEAU6 11 + . SA_DA (individuels)

1.1. Résultats par équipes

	Equipe	Club					Total
1	GA ST PRIEST	GA ST PRIEST	26.9	27.1	30.0	28.5	112.5
2	ASC SAVIGNY	ASC SAVIGNY	26.9	28.1	28.0	28.8	111.8
3	PLO OULLINS	PLO OULLINS	26.5	28.3	28.5	26.7	110.0
4	PL PIERE BENITE	PL PIERE BENITE	26.4	28.4	26.8	25.6	107.2
5	ES JONAGE	ES JONAGE	27.6	26.2	26.4	25.7	105.9
6	AL IRIGNY	AL IRIGNY	26.2	22.8	25.2	28.1	102.3
7	PLV BAULBERT	PLV BAULBERT	26.2	22.3	26.2	26.7	101.4
8	LA FRATERNELLE AMPLEPUIIS	LA FRATERNELLE AMPLEPUIIS	25.3	25.0	25.3	24.5	100.1
9	INDEPENDANCE GIVORS	INDEPENDANCE GIVORS	18.0	24.8	23.4	22.0	88.2
10	AL LENTILLY	AL LENTILLY	23.7	18.7	21.9	21.0	85.3

1.2. Résultats individuels

	Gymnaste	Equipe	Annee					Total
1	NAIT SAIDI LYLIA	PL PIERE BENITE	1991	7.0	8.2	7.4	7.3	29.9
2	PAQUELET EMMA	PLO OULLINS	1993	7.2	7.4	7.8	6.9	29.3
3	LOUISE MAELLE	PLO OULLINS	1995	6.9	7.5	7.2	7.0	28.6
4	GRAVICHE LAURIANNE	ASC SAVIGNY	1996	6.0	7.9	7.4	7.0	28.3
5	CHERBLANC ALEXIANE	ES JONAGE	1992	7.0	7.7	6.5	7.0	28.2
	BOURRAT ANNE SOPHIE	ASC SAVIGNY	1998	6.8	7.1	6.9	7.4	28.2
	OGIER CLARA	GA ST PRIEST	1997	6.6	8.0	7.4	6.2	28.2
8	VIAL CLOTHILDE	GA ST PRIEST	1998	7.3	7.0	6.9	6.9	28.1
9	TANARD STEFFIE	PL PIERE BENITE	1992	6.2	7.2	7.4	6.7	27.5
10	SARAILLON LUCINDA *	AMICALE LAIQUE CUSSET	1994	7.0	7.2	6.4	6.7	27.3
11	HERVAS LAURA	GA ST PRIEST	1994	6.4	6.2	7.0	7.4	27.0
	ROSIER ELLYNN	GA ST PRIEST	1996	6.6	5.2	7.8	7.4	27.0
13	CHALON MARYLIS	ASC SAVIGNY	1997	7.2	6.2	6.7	6.8	26.9
	PEUBEZ FANNY	ASC SAVIGNY	1997	6.6	6.1	7.0	7.2	26.9
15	DUISIT AUDREY	GA ST PRIEST	1994	6.0	5.9	7.8	6.8	26.5
16	LAVIE COUSTIER MAEVA	PLO OULLINS	1994	6.5	6.6	7.1	6.2	26.4
17	KOUZEMINE EURYDICE	INDEPENDANCE GIVORS	1998	6.6	7.2	6.4	6.1	26.3
	CIOCHETTO MARIE	PLV BAULBERT	1995	6.3	7.2	6.6	6.2	26.3
19	DE SOUSA FERRERA STACY	ES JONAGE	1992	6.3	6.7	7.2	6.0	26.2
20	ROBEL MARIE	LA FRATERNELLE AMPLEPUIIS	1997	6.5	7.6	5.6	6.3	26.0
21	BEZIN CELIANE	ASC SAVIGNY	1999	6.3	6.8	6.0	6.8	25.9
	GAUTHER BENEDICTE	PLV BAULBERT	1996	6.6	5.2	7.5	6.6	25.9
23	CHERBONNEL MARIE	ASC SAVIGNY	1995	6.1	6.3	6.2	7.2	25.8
24	DAMAIIS OCEANE	LA FRATERNELLE AMPLEPUIIS	1995	6.4	6.3	6.8	6.0	25.5
	JAGET BETTY	PL PIERE BENITE	1995	6.6	6.7	5.9	6.3	25.5
26	FRANCOME ANGELIQUE	ES JONAGE	1996	7.0	6.0	6.4	6.0	25.4
27	VASSAUD MARGOT	AL IRIGNY	1996	6.3	6.2	6.2	6.6	25.3
28	BOUILLOT CYNTHIA	LA FRATERNELLE AMPLEPUIIS	1996	6.3	6.0	6.4	6.5	25.2
	CLERGET DELPHINE	ES JONAGE	1991	7.2	5.8	6.3	5.9	25.2
	TREVISANI ESTELLE	PLO OULLINS	1998	5.6	6.6	6.4	6.6	25.2
31	ROUSSEAU MAEVA	AL IRIGNY	1996	7.6	4.0	6.4	7.0	25.0
32	BENATMANE AMEL	AL IRIGNY	1996	6.6	5.6	5.2	7.4	24.8
33	TREBIGNAUD MAYA	PLO OULLINS	1997	5.9	6.8	6.3	5.7	24.7




	PICHON OCEANE	AL LENTILLY	1994	6.1	6.5	7.0	5.1	24.7
35	FERODET TIPHANIE *	AMICALE LAIQUE CUSSET	1995	6.6	5.6	5.5	6.9	24.6
	VELLA CLAIRE	GA ST PRIEST	1994	6.4	5.0	6.8	6.4	24.6
37	BUNIAZET CAMILLE	INDEPENDANCE GIVORS	1996	5.8	6.9	6.9	4.9	24.5
38	ROZENAC EVA	AL IRIGNY	1996	5.7	4.8	6.5	7.1	24.1
39	CHAAP VICTORIA	PL PIERE BENITE	1996	6.6	6.2	6.1	5.0	23.9
	CHAKCHEUK CHLOE	PLV BAULBERT	1995	5.8	4.9	6.1	7.1	23.9
41	SLAWSKI CLAIRE	PLV BAULBERT	1998	6.3	4.8	5.9	6.8	23.8
42	PERRODON ELOISE	LA FRATERNELLE AMPLEPUIS	1998	6.1	5.1	6.5	5.7	23.4
43	RLEDA LEA	PLV BAULBERT	1995	5.9	5.0	6.0	6.2	23.1
44	PAGES MAGALIE	AL LENTILLY	1995	6.8	4.0	5.3	5.9	22.0
45	ATTIA SOUHIANE	PL PIERE BENITE	1995	3.9	6.3	5.9	5.3	21.4
46	BECANNE LENA	INDEPENDANCE GIVORS	1999	5.6	4.9	5.1	5.6	21.2
47	TANLET ANNABELLE	AL LENTILLY	1997	5.1	5.3	4.9	5.8	21.1
48	RUSSO LAETICIA	PLO OULLINS	1998	5.1	4.1	6.3	4.7	20.2
49	MENORET THYPHANIE	ES JONAGE	1993	5.6	3.0	4.6	6.2	19.4
50	THEVENON MANON	ES JONAGE	1995	6.4	5.3	0.0	6.5	18.2
51	BARRIQUAND EMMA	AL IRIGNY	1995	0.0	6.2	5.3	6.1	17.6
52	MEGRET MARGAUX	AL LENTILLY	1994	5.7	2.9	4.7	4.2	17.5
53	CHICAULT MATHILDA	INDEPENDANCE GIVORS	1996	0.0	5.8	5.0	5.4	16.2
54	CROZIER MANON	AL IRIGNY	1995	0.0	3.4	6.1	6.4	15.9
55	RABOT FATHIA	PLV BAULBERT	1984	7.0	0.0	0.0	6.1	13.1
56	ANCER CELIA	INDEPENDANCE GIVORS	1995	0.0	3.3	4.6	4.9	12.8
57	BOUVARD CLARA	AL LENTILLY	1994	0.0	0.0	0.0	3.8	3.8

2. FEMININ NIVEAU4 11 + . SIMPLE_APPARTENANCE (individuels)

2.1. Résultats par équipes

	Equipe	Club					Total
1	ESG ST GENIS LES OLLIERES	ESG ST GENIS LES OLLIERES	21.0	25.0	22.4	23.8	92.2
2	PL PIERRE BENITE	PL PIERRE BENITE	21.8	22.4	22.9	23.6	90.7
3	INDEPENDANTE GIVORS	INDEPENDANTE GIVORS	21.9	22.1	22.1	24.2	90.3
4	JEUNESSE ANSOISE	JEUNESSE ANSOISE	20.7	25.3	23.1	21.0	90.1
5	GA ST PRIEST	GA ST PRIEST	19.8	24.3	21.5	23.9	89.5
6	AS MARCY CHARBONNIERES	AS MARCY CHARBONNIERES	20.5	25.5	21.4	21.2	88.6
7	GYM LOZANNE	GYM LOZANNE	21.7	23.8	21.0	21.5	88.0
8	ASC SAVIGNY	ASC SAVIGNY	21.6	22.8	19.0	24.0	87.4
9	CHAPONNAY GYM	CHAPONNAY GYM	22.4	21.9	20.2	22.5	87.0

2.2. Résultats individuels


	Gymnaste	Equipe	Annee					Total
1	TOUMI MORENE	INDEPENDANTE GIVORS	1988	7.6	8.7	8.5	8.8	33.6
2	VAUPRE MARINE	PL PIERRE BENITE	1993	7.3	8.1	8.2	7.4	31.0
3	LUREAU AMANDINE	JEUNESSE ANSOISE	1993	6.8	8.4	8.3	7.3	30.8
4	PORCHEREZ NADEGE	GYM LOZANNE	1991	7.8	7.6	7.7	7.5	30.6
	REMILLIEX MYRIAM	ESG ST GENIS LES OLLIERES	1990	6.8	8.5	7.3	8.0	30.6
	TURPIN MAELLE	JEUNESSE ANSOISE	1994	7.1	8.9	7.6	7.0	30.6
7	GRAVICHE SABRINA	ASC SAVIGNY	1994	6.7	8.7	6.6	8.2	30.2
	ALAIMO JORDANNE	CHAPONNAY GYM	1993	7.9	7.0	6.9	8.4	30.2
9	COSTER MYRIAM	ESG ST GENIS LES OLLIERES	1989	6.3	8.1	7.7	8.0	30.1
	MEUNIER OLIVIA	AS MARCY CHARBONNIERES	1995	6.8	8.7	7.3	7.3	30.1
11	PELIN AURELIE	INDEPENDANTE GIVORS	1990	7.3	8.2	7.0	7.3	29.8
12	CRUVEILLER AMELIE	ASC SAVIGNY	1994	7.5	7.7	6.1	8.2	29.5
13	MAGNARD CLAIRE	GA ST PRIEST	1993	6.2	8.2	7.8	7.1	29.3
	ZEBALLI JANNA	ESG ST GENIS LES OLLIERES	1996	6.9	7.7	7.4	7.3	29.3
15	NERBOLLIER ELISA	GA ST PRIEST	1996	7.1	8.0	6.0	8.1	29.2
16	ARLAUD ROMENE	ESG ST GENIS LES OLLIERES	1995	7.3	8.4	5.5	7.8	29.0
	MAUPAS MAEVA	PL PIERRE BENITE	1994	7.5	6.1	7.6	7.8	29.0
18	MAGNARD MAUDE	GA ST PRIEST	1993	6.4	7.3	7.0	8.1	28.8
	MAUPAS MARION	PL PIERRE BENITE	1991	7.0	6.3	7.1	8.4	28.8
20	BREGER LAURINE	JEUNESSE ANSOISE	1995	6.8	8.0	7.2	6.6	28.6
21	DUC CYRIELLE	GYM LOZANNE	1995	6.9	8.3	6.5	6.8	28.5
22	LEBRUN CAMILLE	CHAPONNAY GYM	1994	7.5	7.3	6.4	7.2	28.4
	PEFAURE JADE	AS MARCY CHARBONNIERES	1995	7.2	8.8	5.9	6.5	28.4
24	MEHRAZ CORALIE	GYM LOZANNE	1991	7.0	7.9	6.8	6.1	27.8
25	TOLISSO MARINE	GYM LOZANNE	1992	6.7	7.1	6.1	7.2	27.1
	BOUTHENET PALOMA	AS MARCY CHARBONNIERES	1994	6.4	6.4	7.4	6.9	27.1
27	CIBBA MELANIE	GA ST PRIEST	1993	6.2	8.1	5.8	6.7	26.8
28	FORAY CLEMENCE	AS MARCY CHARBONNIERES	1994	6.3	8.0	6.3	6.1	26.7

29	HAUDUCOEUR GABRIELLE	CHAPONNAY GYM	1994	6.9	5.9	6.9	6.9	26.6
	WITTLING VANESSA	PL PIERRE BENITE	1989	7.0	8.0	4.5	7.1	26.6
	CHAPELLE JULIETTE	JEUNESSE ANSOISE	1996	6.5	7.1	6.3	6.7	26.6
32	PELIN LAURA	INDEPENDANTE GIVORS	1994	7.0	5.2	6.1	7.8	26.1
33	FAUSTINO MARINE	CHAPONNAY GYM	1994	7.0	7.6	5.2	6.0	25.8
34	ARCHIMAUD ELISE	ESG ST GENIS LES OLLIERES	1995	6.6	7.1	6.0	5.9	25.6
	TARBOURIECH CHLOE	ASC SAVIGNY	1993	6.6	6.4	6.3	6.3	25.6
36	SCHEIDEGGER MATHILDE	GYM LOZANNE	1996	6.4	7.4	5.6	6.0	25.4
37	MYON CORALINE	AS MARCY CHARBONNIERES	1995	6.5	4.9	6.7	7.0	25.1
38	TRIBOLLET MAUD	INDEPENDANTE GIVORS	1990	6.6	2.4	6.6	7.6	23.2
	CARRA LAURIANNE	ASC SAVIGNY	1995	7.0	3.9	5.5	6.8	23.2
40	CRUVEILLER LAURENE	ASC SAVIGNY	1996	7.1	4.3	4.0	7.6	23.0
41	RUSLI ANDREA	GA ST PRIEST	1990	6.3	0.0	6.7	7.7	20.7





Résultats de la compétition
creterium departemental plateau B
millery
22 janv. 2011

1. FEMININ NIVEAU6 9-14 ans . SA_DA (B) (individuels)

1.1. Résultats par équipes

	Equipe	Club					Total
1	ASCJ LIMONEST	ASCJ LIMONEST	26.4	31.3	26.9	28.5	113.1
2	CORBAS GYM	CORBAS GYM	26.7	29.3	27.0	27.3	110.3
3	GYM LOZANNE	GYM LOZANNE	26.5	30.4	28.9	24.3	110.1
4	AL BRON	AL BRON	27.8	27.7	25.0	28.8	109.3
5	CHAPONNAY GYM	CHAPONNAY GYM	28.1	27.7	26.1	26.2	108.1
6	ESMC MILLERY	ESMC MILLERY	26.4	28.4	26.2	26.2	107.2
7	USOL VAUGNERAY	USOL VAUGNERAY	24.4	29.8	25.0	25.7	104.9
8	ETOILE BEAUJOLAISE	ETOILE BEAUJOLAISE	24.3	23.9	23.0	23.6	94.8
9	PL PIERRE BENITE	PL PIERRE BENITE	24.3	25.5	22.5	22.2	94.5
10	AS BRINDAS 1	AS BRINDAS 1	23.8	25.4	20.6	23.8	93.6
11	OSG	OSG	24.2	26.5	21.7	19.9	92.3
12	AS BRINDAS 2	AS BRINDAS 2	23.5	23.9	17.5	18.6	83.5
13	AL IRIGNY	AL IRIGNY	11.9	13.8	11.3	11.7	48.7

1.2. Résultats individuels





	Gymnaste	Equipe	Annee					Total
1	OUTTERS CLAIRE	ASCJ LIMONEST	1997	7.1	7.7	7.1	7.7	29.6
2	BELMILOUD CHIRINE	CORBAS GYM	1999	6.8	7.4	7.2	7.5	28.9
3	CASAS MAELI	CORBAS GYM	1998	7.8	7.4	6.4	7.0	28.6
4	SCHEIDEGGER CLEMENCE	GYM LOZANNE	1999	7.3	7.4	7.1	6.3	28.1
5	BENEY GWENDOLINE	ESMC MILLERY	1998	6.5	6.8	7.3	7.0	27.6
6	DE COURTILLES ASTRID	ASCJ LIMONEST	1996	6.5	7.2	6.7	7.0	27.4
7	GUYS BESNIER ZOE	AL BRON	2000	6.5	7.1	5.9	7.8	27.3
	LEMOINE PAULINE	ASCJ LIMONEST	2000	6.2	7.9	6.2	7.0	27.3
9	YVINEC ESTHER	ESMC MILLERY	1998	7.1	6.7	6.5	6.8	27.1
10	ISRAEL SION ENZA	GYM LOZANNE	1997	5.7	7.7	7.2	6.4	27.0
	MOREUX SOLENE	GYM LOZANNE	1997	6.0	7.6	7.5	5.9	27.0
12	MARCANT IRENE	ESMC MILLERY	1998	6.6	8.0	6.4	5.9	26.9
13	GRUAS MATHILDE	AL BRON	1998	7.2	5.7	6.8	7.0	26.7
	COMTE ANDREA	CHAPONNAY GYM	1998	6.9	6.3	6.5	7.0	26.7
	ZARAGOZA MAEVA	CHAPONNAY GYM	1998	6.8	7.5	5.9	6.5	26.7
16	BANZET ELODIE	AL BRON	1999	6.9	6.6	5.7	7.3	26.5
	SANCHEZ LUCIE	AL BRON	2000	7.2	7.0	6.1	6.2	26.5
18	BUATIER ANAIS	ASCJ LIMONEST	1996	6.5	7.8	5.3	6.8	26.4
19	GUIGNARD CECILE	ASCJ LIMONEST	1996	5.6	7.9	6.9	5.9	26.3
20	BERTINO GHERA MELANIE	PL PIERRE BENITE	1997	6.5	6.6	6.8	6.3	26.2
21	MENGUY LEILA	CHAPONNAY GYM	1999	7.1	7.8	6.3	4.9	26.1
22	HUNEAU FLORE	AL IRIGNY	1997	6.3	7.3	6.3	6.0	25.9
23	BERLINGARD MELANIE	AL BRON	1997	6.4	7.0	5.6	6.7	25.7
	LAMBERT OLYMPE	USOL VAUGNERAY	1997	6.1	7.3	6.2	6.1	25.7
25	DESGOUTTES ANAELLE	CHAPONNAY GYM	1998	7.3	5.5	5.7	7.1	25.6
	DEL PERCIO INES	CORBAS GYM	1997	5.9	7.0	6.6	6.1	25.6
27	RIBON JULIETTE	USOL VAUGNERAY	1999	5.0	8.0	6.8	5.7	25.5
28	GALERA MELISSA	GYM LOZANNE	1997	6.7	7.7	5.3	5.7	25.4
	PARDIN BERENICE	USOL VAUGNERAY	1999	5.8	6.9	6.0	6.7	25.4
30	ARLAUD CAMILLE	USOL VAUGNERAY	1998	5.7	7.6	5.5	6.5	25.3
31	CHETTIH MAHIRA *	AL BRON indiv	1999	6.7	5.6	6.6	6.3	25.2
32	MOUSSY MARINE	CORBAS GYM	1998	6.2	7.3	5.9	5.7	25.1
33	JOLY GARANCE	CHAPONNAY GYM	1997	6.6	6.1	6.8	5.2	24.7
34	RAY JOHANNA	GYM LOZANNE	2000	5.8	6.2	7.1	5.5	24.6

35	FERRIZ JULIE	CHAPONNAY GYM	2000	6.3	5.8	6.5	5.6	24.2
	THIVILLON AUDREY	ESMC MILLERY	1996	5.7	6.9	6.0	5.6	24.2
37	ANDRE SABRINA	ETOILE BEAUJOLAISE	1997	6.0	5.2	6.2	6.7	24.1
	LIOTARD LAURA	ESMC MILLERY	1998	6.2	5.9	5.5	6.5	24.1
39	BESSON ELSA	OSG	2001	6.2	7.1	5.9	4.8	24.0
40	VEZIN MATHILDE	AS BRINDAS 2	1998	6.0	6.3	5.9	5.7	23.9
41	GARABEDIAN ALICIA	USOL VAUGNERAY	1998	5.7	6.7	6.0	5.4	23.8
42	LIGY AMANDA	ETOILE BEAUJOLAISE	1998	6.5	6.1	5.5	5.6	23.7
	MARTIN MAELYS	AL BRON	1998	6.1	4.7	6.2	6.7	23.7
44	GUILPAIN EMILIE	AS BRINDAS 1	1996	5.0	6.0	5.7	6.4	23.1
	REIX LEOCADIE	GYM LOZANNE	1997	6.5	6.5	5.2	4.9	23.1
	LAFONT NOAH	USOL VAUGNERAY	1998	6.8	5.7	4.2	6.4	23.1
47	DEROT CHARLOTTE	AS BRINDAS 1	1996	6.1	6.0	5.4	5.5	23.0
48	DERONZIER MELANIE	AL IRIGNY	1997	5.6	6.5	5.0	5.7	22.8
	PIOTTO SERENA	PL PIERRE BENITE	1997	6.0	6.8	5.0	5.0	22.8
	WELLER JUSTINE	PL PIERRE BENITE	1998	6.2	6.6	4.2	5.8	22.8
	PAULE MARION	ASCJ LIMONEST	2000	6.3	4.8	5.3	6.4	22.8
52	BRNE LEONIE	OSG	2001	5.7	6.7	5.6	4.7	22.7
	THIVOLLE SOLENE	PL PIERRE BENITE	1997	5.6	5.5	6.5	5.1	22.7
54	CHET CELINE	ETOILE BEAUJOLAISE	1998	6.2	6.3	4.1	5.8	22.4
55	POYARD AUDREY	AS BRINDAS 1	1999	5.6	6.5	4.9	5.3	22.3
	TRESCARTE MARGOT	ETOILE BEAUJOLAISE	1998	5.2	6.3	5.7	5.1	22.3
	BOUTE CONSTANCE	OSG	2000	6.6	5.6	5.8	4.3	22.3
58	GUINAND EMILIE	OSG	2001	5.7	7.0	4.4	5.1	22.2
59	OZIAT FLORA	AS BRINDAS 1	1997	6.2	4.4	4.6	6.6	21.8
	LATOUR MELODY	AS BRINDAS 2	1996	6.3	6.0	5.3	4.2	21.8
61	CALLIER MARIE	ETOILE BEAUJOLAISE	1998	5.6	4.0	5.6	5.5	20.7
	CONTREAU MANON	CORBAS GYM	1997	0.0	7.2	6.8	6.7	20.7
63	JAMMAL AMBRE	AS BRINDAS 1	1997	5.9	6.9	2.6	4.4	19.8
64	MEYER CANDICE	AS BRINDAS 2	1996	5.3	6.0	3.5	4.6	19.4
65	GRANJON ANAIS	OSG	1997	5.0	5.4	3.9	5.0	19.3
66	SERVANT MANON	AS BRINDAS 2	1996	5.9	5.6	2.8	4.1	18.4
67	D ANCONA LAURYNE *	OSG indiv	2001	5.0	4.2	3.9	4.9	18.0
68	ALCIDE DYANA	OSG	1998	0.0	5.7	4.4	5.0	15.1
69	CAZANE CASSIE LOUP	AL IRIGNY	1998	0.0	0.0	0.0	0.0	0.0
	FONBOM CAMILLE	AL IRIGNY	1998	0.0	0.0	0.0	0.0	0.0
	LIAUTAUD ZOE	AL IRIGNY	1998	0.0	0.0	0.0	0.0	0.0

Résultats de la compétition
CRITERIUM DEPARTEMENTAL PLATEUA A
MILLERY
22 janv. 2011

1. FEMININ NIVEAU6 9-12 ans . SA_DA (individuels)

1.1. Résultats par équipes

	Equipe	Club					Total
1	VILLETTE GYM	VILLETTE GYM	26.6	30.7	27.4	31.0	115.7
2	ALGM	AL GERLAND MOUCHE	26.6	29.3	28.5	30.4	114.8
3	GYM LOZANNE	GYM LOZANNE	27.1	28.9	27.8	29.5	113.3
	GASP 2	GA SAINT PRIEST	25.7	29.8	26.8	31.0	113.3
5	ES JONAGE	ES JONAGE	27.1	27.8	28.3	29.6	112.8
6	JEUNESSE ANSOISE	JEUNESSE ANSOISE	25.4	27.7	26.5	30.5	110.1
7	CMO VENISSIEUX	CMO VENISSIEUX	27.6	27.1	25.1	29.2	109.0
8	GASP 1	GA SAINT PRIEST	24.8	26.4	24.4	30.3	105.9

1.2. Résultats individuels

	Gymnaste	Equipe	Annee					Total
1	AGHADJANIAN Emma	VILLETTE GYM	2000	7.4	7.8	7.4	7.5	30.1
	NIERING Léa	VILLETTE GYM	2000	7.0	7.9	7.2	8.0	30.1
3	JACOB Cassandra	ES JONAGE	1999	7.6	6.7	7.3	8.1	29.7
4	CELESTINE Sharone	GASP 2	1998	7.4	7.3	6.9	7.6	29.2
5	BONY Mélie	GYM LOZANNE	2000	6.4	7.7	7.3	7.4	28.8
6	BLANC Loraine	ES JONAGE	1999	6.7	7.6	6.9	7.5	28.7
	ROBIN Maya	ALGM	1998	7.1	6.9	7.1	7.6	28.7
8	ESTEBE Alice	JEUNESSE ANSOISE	1999	6.6	7.3	6.9	7.8	28.6
	GENEVEY Lucie	ALGM	1998	6.3	8.1	7.3	6.9	28.6
10	PAULO LOURO Anaëlle	ALGM	2000	6.5	6.4	7.6	8.0	28.5
	PISU Ambre	ALGM	2000	6.2	7.9	6.5	7.9	28.5
12	ECHAUBARD Fanny	GYM LOZANNE	1999	7.2	7.1	7.2	6.8	28.3
	OUTTERS Zoé	GYM LOZANNE	2000	7.1	7.0	6.5	7.7	28.3
14	GUIGUET Jade	GASP 2	1998	6.2	8.0	5.9	8.0	28.1
15	DI SANTO Léa	CMO VENISSIEUX	1998	5.9	7.5	7.0	7.6	28.0
16	GOUDSTIKKER Manon	ES JONAGE	1998	6.4	6.8	7.2	7.5	27.9
17	LELIEVRE Mathilde	GASP 1	2000	6.4	6.9	6.8	7.6	27.7
	SAMSOEN Chloé	JEUNESSE ANSOISE	1999	6.4	6.1	7.5	7.7	27.7
19	MOYRET Mégane	GASP 2	1998	5.9	6.9	7.0	7.8	27.6
20	ALLARDON Clémence	GASP 2	1999	6.0	7.4	6.5	7.5	27.4
21	SALLET Marie	GASP 2	1998	6.1	7.1	6.4	7.6	27.2
22	BONGIORNO Audrey	CMO VENISSIEUX	1998	7.1	6.7	6.0	7.0	26.8
23	BOUFASSA Inès	CMO VENISSIEUX	1999	7.3	6.1	6.1	7.0	26.5
	ZALEWSKI Lara	JEUNESSE ANSOISE	1999	6.2	6.4	6.1	7.8	26.5
25	PLASSE Améline	JEUNESSE ANSOISE	1999	6.2	7.1	5.8	7.2	26.3
	TARIFA Anouk	VILLETTE GYM	1999	6.2	4.8	7.4	7.9	26.3
27	BERGER Pauline	GYM LOZANNE	1999	6.0	6.8	6.5	6.9	26.2
28	GIRIN Maureen	JEUNESSE ANSOISE	1999	6.2	6.9	6.0	7.0	26.1
29	GUILLET Emma	GYM LOZANNE	1999	6.0	7.1	6.8	6.1	26.0
	THEILLERE Manon	GYM LOZANNE	2000	6.4	6.3	5.8	7.5	26.0
31	DEROUVROY Margaud	GASP 2	1999	5.9	6.5	6.0	7.3	25.7
32	SUARD Anais	VILLETTE GYM	1999	6.0	7.5	4.7	7.4	25.6
33	SACREMENTO Mélissa	ES JONAGE	1999	6.4	5.7	6.9	6.5	25.5
34	ANDRE Lehna *	EG CUISERY	1998	6.0	7.2	6.1	6.1	25.4
35	VERMOREL Camille	GASP 1	1999	5.4	6.9	6.7	6.2	25.2
	VICCHIO Amélie *	EG CUISERY	1998	6.4	5.8	6.6	6.4	25.2
37	BARON Lola	GASP 1	1999	6.0	6.6	4.8	7.6	25.0
	HAMAI Norha	CMO VENISSIEUX	1999	6.9	6.8	5.2	6.1	25.0
39	DURAFFOURG Elisa	ALGM	2000	6.7	6.3	5.1	6.8	24.9





40	CALDAS VIEIRA Julia	VILLETTE GYM	2000	5.1	7.5	5.4	6.7	24.7
41	IACOVELLI Sandra	GASP 1	2001	5.7	5.1	6.0	7.7	24.5
42	LEAUSTIC Anais	VILLETTE GYM	2000	5.8	6.2	4.8	7.6	24.4
43	LAURENT Manon	GASP 1	2000	5.7	6.0	4.8	7.4	23.9
44	IACOVELLI Tatiana	GASP 1	1999	6.7	2.4	4.9	7.0	21.0
45	NEHNAH Célia	CMO VENISSIEUX	1998	6.3	0.0	6.0	7.6	19.9
46	DECIANTIS Léna	ES JONAGE	1999	0.0	6.7	5.9	6.2	18.8

2. FEMININ NIVEAU7 7-10 ans . SA_DA (individuels)

2.1. Résultats par équipes

	Equipe	Club					Total
1	JEUNESSE ANSOISE	JEUNESSE ANSOISE	26.4	29.2	28.1	30.3	114.0
2	ASMC	AS MARCY CHARBONNIERES	24.2	28.1	26.7	30.0	109.0
3	ESG	ESG	25.7	26.9	27.1	28.9	108.6
4	CMOV 1	CMO VENISSIEUX	24.9	25.7	25.7	30.4	106.7
	GASP	GA ST PRIEST	22.2	27.4	26.9	30.2	106.7
6	CMOV 2	CMO VENISSIEUX	22.1	28.6	25.8	29.9	106.4

2.2. Résultats individuels

	Gymnaste	Equipe	Annee					Total
1	REBUT Camille	JEUNESSE ANSOISE	2000	7.1	7.3	7.4	7.9	29.7
2	USCLADES Maureen	ESG	0	7.0	7.6	6.9	7.1	28.6
3	NOURI Cyrine	GASP	2001	6.0	7.8	7.3	7.4	28.5
	CHIERICI Clara	JEUNESSE ANSOISE	2000	6.6	7.4	6.8	7.7	28.5
5	FEIRREIRA Clara	ASMC	2002	6.9	8.0	5.7	7.5	28.1
6	FRADE Amélie	CMOV 1	2000	7.4	6.2	6.1	8.0	27.7
7	BOUSAHLIA Myriam	CMOV 2	2001	5.5	7.5	6.6	7.9	27.5
8	JAMET Elise	JEUNESSE ANSOISE	2000	6.4	7.4	6.5	7.1	27.4
9	PAQUET Cloé	CMOV 1	2000	6.0	6.6	7.1	7.5	27.2
	MORTREUX Suzanne	JEUNESSE ANSOISE	2000	6.1	6.4	7.4	7.3	27.2
11	IRIE Solèfe	CMOV 1	2002	6.6	6.9	6.6	6.9	27.0
12	DHIB Belkis	GASP	2000	5.5	6.8	6.7	7.7	26.7
13	REDEN Othilie	ESG	0	6.5	5.8	6.8	7.5	26.6
14	GRENIER Anaëlle	ESG	0	6.1	6.5	6.8	7.1	26.5
15	CHAUMAT Lola	ASMC	2001	5.9	6.6	6.5	7.4	26.4
	BOVIER Faustine	ESG	0	5.9	7.0	6.5	7.0	26.4
17	MORSETTI Jeanne	ASMC	2001	5.3	6.3	7.2	7.5	26.3
18	HOUEL Charlotte	CMOV 2	2001	5.7	6.4	6.6	7.5	26.2
	MICHELON Luna	ASMC	2001	5.9	6.0	6.7	7.6	26.2
20	LEMBO Cynthia	CMOV 2	2001	5.5	6.8	6.2	7.3	25.8
21	VAUTIER Léa	JEUNESSE ANSOISE	2002	6.3	7.1	4.8	7.4	25.6
22	CREZ Clara	ESG	0	6.1	5.4	6.6	7.2	25.3
23	BOMBARD Rosalie	GASP	2000	5.8	6.4	5.5	7.4	25.1
24	GARCIA Samantha	GASP	2000	4.9	5.9	6.5	7.7	25.0
25	ELBERDAI Youssara	CMOV 2	2001	5.4	7.5	5.2	6.8	24.9
26	KHELLAS Neila	CMOV 1	2002	4.9	6.0	5.9	7.8	24.6
27	ROLLAND Marriane	ASMC	2002	5.5	7.0	5.6	5.9	24.0
28	BESSARD Laura	ASMC	2001	4.9	6.5	6.3	6.2	23.9
29	TIRARD Melissande	GASP	2000	4.9	6.4	5.6	6.9	23.8
30	MAROC Sofia	CMOV 1	2001	4.9	5.1	5.9	7.1	23.0
31	DJALIL Hourra	CMOV 2	2001	0.0	6.8	6.4	6.9	20.1
32	FERNANDEZ Selma	CMOV 1	2002	4.9	1.9	5.4	6.7	18.9
33	DJOMBE Liana	CMOV 2	2002	0.0	6.5	5.1	7.2	18.8
34	LOPEZ Justine	GASP	2000	0.0	0.0	6.4	7.2	13.6