

**Résultats de la compétition**  
***Finale inter régionale du groupe 2***  
***St Rambert d'Albon***  
***28 et 29 Mai 2011***

# 1. MASCULIN NIVEAU6 7-10 ans . SA\_DA (individuels)

## 1.1. Résultats par équipes

	Equipe	Club							Total
1	Vénissieux	Cmo vénissieux	30.5	28.8	29.7	26.2	29.7	27.5	172.4
2	St Genis les Ollières	Entente St genoise	28.9	28.9	29.0	25.5	29.1	27.8	169.2
3	Rhodia club	Rhodia-Club Gymnastique	29.1	27.3	28.5	25.4	28.8	27.1	166.2
4	Lozanne	Gym lozanne	28.7	27.1	27.7	24.4	27.6	25.5	161.0
5	Roanne ALRG	Amicale laïque de roanne garçons	27.8	28.3	26.4	22.3	28.3	27.1	160.2
6	Villefranche sur saone	Union Gymnique Villefranche	28.5	25.4	27.1	23.7	28.8	26.4	159.9
7	St just st rambert	Fjep st-just st-rambert	28.7	26.8	27.0	22.8	27.0	25.5	157.8
8	Brindas	A.s.brindas	26.1	26.4	27.5	23.1	27.7	26.6	157.4
9	Corbas	Corbas gym	27.9	25.7	26.9	21.5	28.2	26.5	156.7
10	Charlieu	Amicale laïque charlieu	27.9	25.1	27.3	20.6	27.2	25.0	153.1
11	St Priest	Gymnique association saint priest	28.7	25.7	25.4	20.0	27.7	23.3	150.8
12	Crolles	Gym et rythme crolles	27.2	24.3	25.5	24.0	26.3	22.0	149.3
13	Bourg de thizy	Enfants de la trambouze	26.2	24.4	25.0	19.7	27.4	24.2	146.9
14	Voreppe	Voreppe la vaillante	27.4	21.3	27.3	15.7	26.6	23.7	142.0
15	Vaulx en Velin CG	Club gymnique vaulx en velin	19.9	20.2	20.4	14.1	20.8	18.9	114.3

## 1.2. Résultats individuels

	Gymnaste	Equipe	Année							Total
1	LIOBARD Maxime	Vénissieux	2001	7.7	7.4	7.7	6.3	7.6	7.5	44.2
2	WEZEL Théo	Corbas	2002	7.5	7.1	7.6	6.9	7.6	7.4	44.1
3	JOUSSE FOUCAULT	St Genis les Ollières	2001	7.4	7.7	7.2	7.2	7.4	7.0	43.9
4	RAFED Rida	Vénissieux	2002	7.6	7.4	7.1	6.3	7.4	6.8	42.6
5	PAGES Quentin	Vénissieux	2001	7.7	7.1	7.2	6.4	7.3	6.7	42.4
6	POYET Maxime	Lozanne	2002	7.4	7.1	7.3	6.7	7.3	6.4	42.2
7	MOUILLET LEONARD	St Genis les Ollières	2000	7.0	7.3	7.4	5.7	7.4	7.2	42.0
	REZARD Armel	Villefranche sur saone	2002	7.4	6.8	7.0	6.2	7.5	7.1	42.0
9	ALEXANDRE Rémi	Rhodia club	2000	7.3	6.7	7.3	6.5	7.2	6.8	41.8
10	BECKER Andy	Vénissieux	2002	7.1	6.8	7.2	7.2	6.9	6.5	41.7
	JOSSE-CORDONNIER Julien	Vénissieux	2001	7.5	6.9	7.3	6.3	7.4	6.3	41.7
12	WACHTEL Thomas	Rhodia club	2001	7.6	6.9	7.1	5.7	7.5	6.6	41.4
13	PATCH Zak	Rhodia club	2001	7.0	7.0	6.4	6.7	7.1	7.0	41.2
14	ARGAUD Matthieu	St just st rambert	2002	7.1	7.2	6.9	6.0	6.7	7.2	41.1
	GIZOLME MARTIN	St Genis les Ollières	2002	7.3	6.9	7.2	5.8	7.0	6.9	41.1
16	GALLIGANI Clement	Brindas	2001	6.7	7.1	6.9	6.1	7.2	6.9	40.9
	GRANGE VICTOR	St Genis les Ollières	2001	7.0	7.0	7.2	6.8	6.8	6.1	40.9
18	GUICHARD Hugo	Villefranche sur saone	2001	6.9	6.4	6.8	6.6	7.4	6.6	40.7
19	PAGANON Lancelot	Vénissieux	2002	7.3	6.7	7.5	6.2	6.4	6.5	40.6
	AMINI Amir hossin	Roanne ALRG	2003	7.3	7.1	6.7	5.4	7.2	6.9	40.6

21	BADOIL Maxence	Brindas	2000	6.4	7.1	6.9	6.3	7.1	6.5	40.3
	MOISSONNIER CEDRIC	St Genis les Ollières	2000	7.2	6.9	6.9	5.3	7.3	6.7	40.3
23	ELEKA Tonye	Charlieu	2001	7.7	6.1	7.1	5.7	7.2	6.4	40.2
	GARCIA Nicolas	Lozanne	2002	7.2	6.2	6.9	6.6	6.9	6.4	40.2
25	LECA Louis	Roanne ALRG	2003	6.6	7.2	6.6	5.9	6.9	6.9	40.1
26	SERRANO Thomas	Vaulx en Velin CG	2001	7.2	6.8	6.7	4.9	7.4	7.0	40.0
27	PIAZZA Baptiste	Villefranche sur saone	2001	7.1	6.1	7.0	5.5	7.3	6.9	39.9
28	SANCHEZ Ludovic	Crolles	2001	6.6	6.4	6.7	6.6	7.4	6.1	39.8
29	DUBOIS Firmin	Rhodia club	2001	6.5	6.7	7.2	5.3	7.0	6.7	39.4
30	BERNARD Romain	St Priest	2003	6.7	7.0	7.0	4.5	7.2	6.9	39.3
31	COLLOT Romain	Rhodia club	2000	7.2	6.4	6.7	5.7	6.7	6.5	39.2
	SANCHEZ Vincent	Rhodia club	2001	6.7	5.8	6.9	6.5	7.0	6.3	39.2
33	PORTE Eloïc	St just st rambert	2003	7.1	6.5	6.9	5.9	6.8	5.9	39.1
34	MONTABONEL Léo	St just st rambert	2003	6.8	6.4	6.6	6.1	6.9	6.2	39.0
35	PEYRACHE Romain	Lozanne	2002	7.0	6.7	6.8	5.4	6.7	6.3	38.9
36	OLLIERIC Evan	Crolles	2000	7.2	6.5	6.5	6.2	6.7	5.7	38.8
	HUGUET Cyril	Lozanne	2002	7.1	6.8	6.6	5.2	6.7	6.4	38.8
38	BARRIER Mathis	Roanne ALRG	2003	6.8	6.9	6.5	5.4	6.5	6.5	38.6
39	COLL Mathias	Roanne ALRG	2002	5.4	6.9	6.6	5.6	7.1	6.8	38.4
40	MICHEL Baptiste	St Priest	2002	7.3	6.5	6.5	5.7	6.7	5.6	38.3
	MOTEL Jean	Lozanne	2000	7.0	6.5	6.7	5.7	6.7	5.7	38.3
42	GUILLOT Pablo	Brindas	2002	6.8	6.1	6.9	5.0	6.8	6.6	38.2
43	BUFFIN Lucas	Bourg de thizy	2000	7.1	6.2	6.4	5.1	7.1	6.2	38.1
44	HILAIRE Lenny	St just st rambert	2003	7.1	6.5	6.6	4.8	6.6	6.2	37.8
45	ABDI Eddine	Vaulx en Velin CG	2003	6.2	6.8	6.8	5.2	6.6	5.9	37.5
46	CHERCONNEIX Rodolphe	St Priest	2001	7.6	5.9	6.1	4.8	7.0	5.8	37.2
	LAMBERT Adrien	Voreppe	2000	6.8	5.3	7.2	5.0	6.8	6.1	37.2
	CHAPON Loris	Bourg de thizy	2002	6.3	6.0	6.3	5.6	6.9	6.1	37.2
	DEVAUD Lucas	Brindas	2002	6.2	6.1	6.0	5.7	6.6	6.6	37.2
50	DULONDEL Ismael	Corbas	2002	7.0	5.3	6.5	4.8	6.9	6.6	37.1
51	VINALS Martin	Corbas	2002	6.6	6.3	6.1	4.6	6.8	6.5	36.9
52	PAIRE Matheo	Charlieu	2002	6.8	5.7	6.8	4.9	6.5	6.1	36.8
	MARCHANT BADET Benjamin	Vaulx en Velin CG	2003	6.5	6.6	6.9	4.0	6.8	6.0	36.8
54	HILAIRE Evan	St just st rambert	2003	7.4	6.6	6.6	4.3	5.9	5.8	36.6
	GENUIT Mathis	Roanne ALRG	2002	6.6	6.0	5.9	4.9	7.1	6.1	36.6
56	LAMOUREUX Corentin	Villefranche sur saone	2000	7.1	6.1	6.3	5.4	6.3	5.1	36.3
57	SCARCIELLO Sandro	Roanne ALRG	2001	7.1	7.1	4.6	4.0	6.9	6.5	36.2
58	OLLIERIC Mathis	Crolles	2003	6.7	5.6	6.2	5.9	6.3	5.4	36.1
59	BARBER Gregory	St Priest	2001	7.1	6.3	5.8	5.0	6.8	5.0	36.0
60	BESSET Benoit	Voreppe	2000	6.3	5.5	6.2	5.1	6.6	6.1	35.8
61	RODARY Antoine	Voreppe	2001	7.1	4.4	5.6	5.6	6.5	6.2	35.4
62	JOUANNADE Mattéo	Bourg de thizy	2001	5.8	5.9	6.4	4.5	6.8	5.9	35.3
	VERNAY Hugo	Lozanne	2002	6.4	6.2	6.6	4.9	6.1	5.1	35.3
64	AUGUY Benjamin	Charlieu	2001	7.1	6.0	6.5	5.0	5.5	5.0	35.1
65	LALY Timothé	Bourg de thizy	2000	5.9	6.3	5.6	4.4	6.6	6.0	34.8
66	BAGA Ludovic	Crolles	2003	6.7	5.8	6.1	5.3	5.9	4.8	34.6
	LETHY Calvin	Villefranche sur saone	2002	6.8	5.3	5.1	5.0	6.6	5.8	34.6
68	FOURNAND Stanis	Brindas	2002	6.0	5.8	6.8	4.3	6.0	5.1	34.0
69	LEROY Camille	Bourg de thizy	2001	6.3	5.5	5.4	4.5	6.5	5.6	33.8
70	MAZILLE Enzo	Charlieu	2001	6.3	6.6	6.9	0.0	7.3	6.5	33.6
71	NOUVELOT Vincent	Charlieu	2001	5.3	6.1	5.5	5.0	5.5	6.0	33.4
72	BIALAS Alexis	Bourg de thizy	2002	6.5	4.6	5.9	3.9	6.3	5.6	32.8

73	LEFEVRE Aksil	St just st rambert	2003	5.9	5.2	6.6	3.7	5.6	5.7	32.7
	BOUSSAND Benoit	Charlieu	2000	6.3	6.3	5.3	4.2	6.2	4.4	32.7
75	MOTA Sandro	Corbas	2002	6.5	6.4	6.4	0.0	6.7	6.0	32.0
76	HUBERT Nathan	Voreppe	2002	6.7	6.1	6.9	0.0	6.7	5.3	31.7
77	ROUSSARIE Elie	Corbas	2000	6.8	5.9	6.4	0.0	6.8	5.7	31.6
78	SAINT JOANNET Audran	Corbas	2000	6.3	2.3	4.6	5.2	6.9	6.0	31.3
79	PROFETA Lorenzo	Voreppe	2003	6.8	4.4	7.0	0.0	6.1	4.0	28.3
80	DECORSE Lucas	Crolles	2002	0.0	0.0	0.0	0.0	0.0	0.0	0.0
	LEPINAY Matteo	Crolles	2001	0.0	0.0	0.0	0.0	0.0	0.0	0.0
	CHAMBERY Claude	Brindas	2000	0.0	0.0	0.0	0.0	0.0	0.0	0.0
	BELLOT Baptiste	Villefranche sur saone	2002	0.0	0.0	0.0	0.0	0.0	0.0	0.0

## 2. MASCULIN NIVEAU5 9-14 ans . SA\_DA (individuels)

### 2.1. Résultats par équipes

	Equipe	Club							Total
1	Pierre Bénite	Patronage laïque de Pierre Bénite	28.1	29.0	30.2	28.2	30.5	29.4	175.4
	Millery	ESMC gym	27.9	28.6	30.5	28.8	29.7	29.9	175.4
3	St Genis les Ollières	Entente St genoise	29.6	28.7	29.9	27.2	30.1	26.1	171.6
4	Vaugneray	Union sportive de l'ouest lonnais	27.9	27.6	29.2	27.1	30.0	29.5	171.3
5	Brindas	A.s.brindas	26.8	27.3	28.4	28.5	29.9	26.2	167.1
6	Roanne ALRG	Amicale laïque de roanne garçons	26.2	28.2	27.8	28.6	28.8	25.9	165.5
7	Beauvoisin	Pont de beauvoisin la sentinelle	25.9	26.7	29.0	29.1	29.8	24.4	164.9
8	Rhodia club	Rhodia-Club Gymnastique	27.7	22.3	29.4	26.6	28.8	28.3	163.1
9	Bron	Amicale Laïque de Bron	25.0	26.7	26.2	27.2	29.5	27.1	161.7
10	St Priest	Gymnique association saint priest	27.5	22.8	27.5	28.7	28.4	25.9	160.8
11	Lozanne	Gym lozanne	23.8	25.1	27.7	26.5	28.2	25.2	156.5
12	Bourg de thizy	Enfants de la trambouze	27.7	20.3	26.5	27.5	27.6	25.3	154.9
13	Savigny	A.s.c.savigny	26.0	25.4	25.8	26.0	28.6	22.7	154.5
14	Voreppe	Voreppe la vaillante	25.2	18.8	25.6	27.9	29.1	25.0	151.6
15	Villefranche sur saone	Union Gymnique Villefranche	26.7	21.8	25.1	24.9	28.4	22.5	149.4

### 2.2. Résultats individuels

	Gymnaste	Equipe	Annee							Total
1	VINALS ARTHUR	Pierre Bénite	1996	7.1	8.1	7.8	7.6	8.0	7.7	46.3
2	MORELLON PIERRICK	St Genis les Ollières	1999	7.7	7.5	7.7	7.4	7.9	7.6	45.8
3	BONNETTO Andy	Beauvoisin	1999	7.5	7.4	7.6	7.6	7.6	7.4	45.1
4	ANTONIALI Nicolas	Millery	1999	7.3	7.1	7.9	7.4	7.8	7.5	45.0
	LEVILLAIN Lucas	Millery	1999	7.5	7.1	7.6	7.3	7.8	7.7	45.0
6	CHAUMONT JEREMY	Pierre Bénite	1997	6.8	7.6	7.7	6.9	7.8	7.6	44.4
	CORAUD Tanguy	Brindas	1996	6.7	7.3	7.6	7.2	7.7	7.9	44.4
8	PATISSIER Luca	Roanne ALRG	1999	6.7	7.7	7.3	7.3	7.7	7.5	44.2
9	MONTEL Elliot	Villefranche sur saone	2000	7.4	7.1	7.4	6.4	8.0	7.5	43.8
10	LEREDOTTE Raphael	St Priest	2001	7.0	6.0	7.4	7.4	7.9	7.9	43.6
11	SERREAU Lucas	Roanne ALRG	1998	6.8	7.5	7.1	7.3	7.5	6.7	42.9
12	MARTIN Lucas	Brindas	1999	6.7	7.2	7.1	7.3	7.6	6.8	42.7
13	LEZIN BENJAMIN	St Genis les Ollières	1999	7.2	7.4	7.3	6.6	7.0	7.1	42.6
14	CORNEN Titouan	Millery	2001	6.6	7.2	7.2	6.9	7.2	7.4	42.5
15	RABASEDA Alexandre	Bron	1997	6.4	7.1	6.7	7.5	7.6	7.1	42.4
	RIBEYRE Alexis	Vaugneray	1998	6.8	7.1	7.1	6.7	7.5	7.2	42.4
17	TAVARDON MATHIS	Pierre Bénite	1997	6.9	7.3	7.4	6.6	7.4	6.6	42.2
18	THEVENON Antonin	Millery	1999	5.9	7.2	7.8	7.0	6.9	7.3	42.1
19	VINALS HUGO	Pierre Bénite	1998	7.3	6.0	7.3	7.1	7.3	7.0	42.0
	PINON Cristian	Vaugneray	1998	6.8	6.7	7.1	6.9	6.9	7.6	42.0

21	BARRIERE Louis	Roanne ALRG	1999	6.6	7.7	7.1	7.0	7.3	6.2	41.9
	REBOUL Ugo	Vaugneray	1999	6.9	6.5	7.1	6.6	7.7	7.1	41.9
23	DUBOIS Maxime	Rhodia club	1999	7.1	6.1	7.6	6.7	7.0	7.2	41.7
	PAGEREY CLOVIS	St Genis les Ollières	1999	7.2	7.0	7.6	6.8	7.4	5.7	41.7
25	SERRETA ENZO	St Genis les Ollières	2000	7.5	6.8	7.3	6.4	7.8	5.7	41.5
26	NARBOUX Nathan	Bourg de thizy	1997	7.3	5.3	7.3	6.8	7.3	7.4	41.4
	GUYOT Vincent	Lozanne	1999	6.5	6.1	7.1	7.3	7.4	7.0	41.4
28	MENETRIEUX Charles	Rhodia club	2000	7.0	5.4	7.4	6.7	7.6	7.0	41.1
	AFANASSIEF Axel	Rhodia club	2000	7.3	5.4	7.5	6.5	7.3	7.1	41.1
30	CRUVEILLIER Pierre	Savigny	1999	6.8	7.3	7.3	6.9	7.5	5.2	41.0
31	DEPORTE Yannick	St Priest	1999	6.8	6.2	6.8	7.2	7.5	6.3	40.8
32	YOUNES William	Brindas	1998	7.1	6.4	7.2	7.1	7.5	5.3	40.6
33	NICOLLE Guillaume	Bron	1996	6.4	7.2	6.3	7.1	7.4	5.9	40.3
	LAURENT Alexandre	Vaugneray	1998	6.9	6.8	7.1	6.9	6.9	5.7	40.3
35	BIMMEL Luc	Beauvoisin	1998	6.3	6.6	7.1	6.9	7.5	5.6	40.0
36	BOURASSAUD Julien	Bourg de thizy	1996	7.3	6.0	7.0	6.8	6.5	6.3	39.9
37	GALLIANO Colin	Bron	1997	5.9	6.2	6.7	6.5	7.4	7.1	39.8
	SELLIER Lucas	Beauvoisin	1999	6.0	6.5	6.7	7.5	7.0	6.1	39.8
39	BOURDEAU Antoine	Bron	1997	6.3	6.2	6.5	6.1	7.1	7.0	39.2
	CHASSEIGNAUX Baptiste	Voreppe	1999	6.1	6.1	6.8	7.3	6.9	6.0	39.2
	BARBET Leo	Savigny	1999	5.9	6.3	7.0	6.3	7.2	6.5	39.2
42	CHAUVIN Julian	Voreppe	1996	5.7	6.7	5.8	7.2	7.4	6.3	39.1
43	MARQUETTY Leo	Voreppe	1999	6.3	4.9	6.6	7.0	7.6	6.6	39.0
44	CHOIRAT Rémi	Beauvoisin	1999	6.1	6.0	7.2	6.8	7.4	5.3	38.8
45	ROUGON ALEXANDRE	Pierre Bénite	2000	6.8	5.0	7.3	6.2	6.4	7.0	38.7
	DELCASSOU Lilian	Rhodia club	2000	6.3	4.9	6.9	6.7	6.9	7.0	38.7
47	DEVAUX Maxime	Lozanne	2000	5.5	6.6	6.9	6.3	6.8	6.5	38.6
48	BRUAS Hugo	Millery	1999	6.5	5.1	6.7	7.1	6.6	6.2	38.2
49	VERNE Thibault	St Priest	2001	5.8	5.5	6.4	7.4	5.9	7.1	38.1
50	FOURNAND Maxence	Brindas	1998	6.3	5.5	6.0	6.9	7.1	6.2	38.0
51	MARTIN Jeremy	Lozanne	2000	5.9	6.1	6.4	6.5	7.1	5.8	37.8
	MICHEL Quentin	Lozanne	2000	5.9	6.3	6.6	6.2	6.9	5.9	37.8
53	BREBION Antoine	Vaugneray	2000	6.7	4.7	6.6	6.5	6.6	6.6	37.7
	VAIR PIOVA Robin	Vaugneray	2000	7.3	7.0	7.9	0.0	7.9	7.6	37.7
55	COUPLIERE Ronan	Lozanne	2000	5.5	6.1	6.9	6.4	6.8	5.7	37.4
56	GOUTTE Mathias	Bourg de thizy	1999	6.8	5.4	6.0	6.9	7.2	5.0	37.3
57	HUMBERT Thibaud	Beauvoisin	1999	5.8	6.2	6.2	6.9	7.3	4.7	37.1
	DEVAY Barthelemy	Savigny	1998	6.0	6.4	5.6	6.3	7.6	5.2	37.1
59	VENET Loup	Lozanne	2000	5.3	6.1	6.8	6.1	6.8	5.7	36.8
60	MOZINA Alexandre	Villefranche sur saone	2000	6.3	4.8	6.1	6.3	7.4	5.7	36.6
61	JULLIEN Quentin	Bourg de thizy	2001	6.3	3.6	6.2	7.0	6.6	6.6	36.3
62	FELLAGUE Reda	St Priest	2001	7.2	4.3	6.8	6.7	6.7	4.5	36.2
63	GIRAUD Jeanloup	Roanne ALRG	1998	6.1	5.3	6.3	7.0	6.3	5.1	36.1
64	CHAIX Aymeric	Beauvoisin	1998	5.5	4.8	7.1	7.1	7.0	4.5	36.0
	SIX Jeremie	Savigny	2000	6.9	5.4	5.1	6.5	6.3	5.8	36.0
66	GOLLIARD Gregory	Brindas	1998	5.5	6.4	6.5	6.7	6.2	4.3	35.6
67	LOPEZ Thomas	St Priest	2000	6.5	5.1	6.5	6.4	6.3	4.6	35.4
	COURTIAL Mathis	Rhodia club	1998	5.8	5.4	6.2	5.6	6.3	6.1	35.4
69	MARET Jordan	Villefranche sur saone	2000	7.0	4.9	6.4	6.1	5.8	4.2	34.4
70	ROTA Hugo	Voreppe	2000	7.1	1.1	6.4	6.4	7.2	6.1	34.3
	PERRET Gregory	Savigny	1999	6.3	4.5	5.9	6.2	6.2	5.2	34.3
72	PELLERIN Christophe	Villefranche sur saone	1997	6.0	4.7	5.2	6.1	6.4	5.1	33.5







73	PONTILLE Stéphane	Bourg de thizy	1998	6.0	3.2	5.2	5.9	6.1	2.6	29.0
74	DURAND Fabio	Roanne ALRG	1999	6.0	1.0	4.2	6.3	4.9	5.5	27.9
75	ROSEAU JONATHAN	Pierre Bénite	1999	5.3	3.4	0.0	6.1	5.7	7.1	27.6
76	HORNERO Lucas	Villefranche sur saone	1998	0.0	5.0	0.0	0.0	6.6	0.0	11.6
77	SCARCIELLO Enzo	Roanne ALRG	1999	0.0	0.0	0.0	0.0	0.0	0.0	0.0
	MELLOULI Hedi	Voreppe	1999	0.0	0.0	0.0	0.0	0.0	0.0	0.0
	GOULY Corentin	Brindas	1998	0.0	0.0	0.0	0.0	0.0	0.0	0.0
	ASQUIN Vincent	Savigny	1998	0.0	0.0	0.0	0.0	0.0	0.0	0.0
	NICOLAS Emilien *	Savigny 1 (indiv) (indiv)	1996	0.0	0.0	0.0	0.0	0.0	0.0	0.0

### 3. MASCULIN NIVEAU5 11 + . SA\_DA (individuels)

#### 3.1. Résultats par équipes

	Equipe	Club							Total
1	Lozanne	Gym lozanne	24.3	25.3	26.8	28.4	30.4	26.6	161.8







#### 3.2. Résultats individuels

	Gymnaste	Equipe	Anne e							Total
1	ROBERT Damien	Lozanne	1997	6.0	6.9	6.5	7.4	7.6	7.0	41.4
2	PARISSE Raphael *	Bron 1 (indiv) (indiv)	1995	6.1	6.7	7.2	7.0	7.1	6.8	40.9
3	AUBOIS-LIOGIER Valentin	Lozanne	1995	6.5	6.7	6.1	6.8	7.5	6.6	40.2
4	CARREZ Alois	Lozanne	1995	5.9	5.2	6.9	7.3	7.7	7.0	40.0
5	BILLON-GALLAND Maxime	Lozanne	1996	5.9	6.5	6.4	6.6	7.6	6.0	39.0
6	DELEGUE Julien	Lozanne	1995	5.1	4.4	7.0	6.9	7.0	5.1	35.5
7	TAMINI Hugo	Lozanne	1996	0.0	0.0	0.0	0.0	0.0	0.0	0.0









## 4. MASCULIN NIVEAU6 9-14 ans . SA\_DA (individuels)

### 4.1. Résultats par équipes







	Equipe	Club							Total
1	La tour du pin	L'alerte gymnastique la tour du pin	28.1	25.5	28.1	27.6	29.0	27.1	165.4
2	Riorges	Olympique riorges gymnastique	26.8	28.4	28.9	24.7	29.2	26.9	164.9
3	Bron	Amicale Laïque de Bron	27.1	24.1	27.9	23.0	26.7	26.0	154.8
4	Givors	Independante givors	26.4	23.7	23.7	20.0	27.4	26.2	147.4
5	Savigny	A.s.c.savigny	23.7	23.1	25.3	23.7	26.6	24.3	146.7
6	Tullins	Tullins la vaillante	25.0	23.4	24.3	21.6	26.1	25.6	146.0

### 4.2. Résultats individuels







	Gymnaste	Equipe	Année							Total
1	RIVIER Martin	La tour du pin	2001	7.6	6.7	7.1	7.8	7.3	6.8	43.3
2	VERGER Hugo	La tour du pin	2000	7.3	7.1	7.2	7.2	7.4	7.0	43.2
3	FRAISE Benjamain	Riorges	1999	6.6	6.9	7.4	6.1	7.4	7.1	41.5
4	JASLEIRE Arthur	Riorges	2000	7.2	7.3	7.5	5.3	7.4	6.5	41.2
5	BALASSE Thomas	Riorges	1999	6.7	7.3	7.3	5.8	7.4	6.6	41.1
6	ROBERT Loïc	Givors	2000	6.5	6.9	7.2	5.6	7.3	7.0	40.5
7	BRUNET Lucas	Givors	1999	6.7	6.5	7.0	6.2	7.1	6.9	40.4
8	LECORGUILLER Mathieu	La tour du pin	2000	6.5	5.9	6.9	6.3	7.1	6.6	39.3
9	VILLEBRUN Bastien	La tour du pin	2000	6.7	5.6	6.6	6.3	7.2	6.7	39.1
10	DI LIEGRO Brice	Riorges	2000	5.9	6.7	6.1	7.5	6.3	6.3	38.8
11	LARGERON Bastien	Savigny	1999	5.9	6.5	6.9	5.9	6.9	6.6	38.7
12	CHANG Baptiste	Riorges	2001	6.3	6.9	6.6	5.2	6.8	6.7	38.5
	THOUVENOT Matthew	Tullins	1998	6.8	6.8	6.2	5.8	5.9	7.0	38.5
14	LACK Thibaut	Bron	1999	6.6	6.4	7.1	6.0	6.0	6.3	38.4
15	PELLAT Axel	Bron	1998	6.5	6.2	6.7	5.5	7.2	6.2	38.3
16	HUGUEL William	Bron	2001	6.2	5.7	6.9	5.8	6.6	6.8	38.0
17	ROBERT Jules	Bron	2001	6.1	5.8	7.2	5.7	6.8	6.3	37.9
18	GIRY Lucas	Tullins	2000	6.5	6.3	6.4	5.2	6.9	6.4	37.7
19	TOURNIER Guillaume	Savigny	2001	6.0	6.3	6.7	6.0	6.7	5.9	37.6
20	PICARD Louis etienne	Riorges	1999	5.7	6.8	6.7	4.7	7.0	6.5	37.4
21	GUILLAUD Romain	La tour du pin	2001	6.3	5.8	6.9	5.8	6.5	6.0	37.3
22	LALARDIE Antoine	Savigny	1998	6.5	6.2	5.7	6.2	6.2	6.0	36.8
23	AUDINET Nathan	La tour du pin	1999	6.2	5.4	6.6	5.7	6.6	5.7	36.2
24	PICHON Thibaut	Tullins	1999	6.0	5.5	6.0	5.4	6.6	6.2	35.7
25	LESTOUX Ambroise	Bron	2000	7.1	5.1	6.3	5.1	4.4	6.4	34.4
26	ALEU Sebastien	Givors	1999	7.2	4.8	4.4	5.2	6.7	6.0	34.3
27	VIEUX MELCHIOR Maxime	Tullins	2001	5.7	4.8	5.7	5.2	6.7	6.0	34.1
28	LOPEZ Hugo	Savigny	2000	5.3	4.1	6.0	5.6	6.2	5.8	33.0
29	IDIR Vincent	Givors	2001	6.0	5.5	5.1	3.0	6.3	6.3	32.2
30	ZOBRI Sofiane	Bron	2000	6.9	4.0	3.3	0.0	6.1	6.5	26.8
31	DUBARRY Matteo	Savigny	2000	0.0	0.0	0.0	0.0	6.8	4.6	11.4

## 5. MASCULIN NIVEAU5 7-10 ans . SA\_DA (individuels)

### 5.1. Résultats par équipes

	Equipe	Club							Total
1	Vénissieux	Cmo vénissieux	30.3	30.0	30.6	26.0	29.3	30.5	176.7
2	St just st rambert	Fjep st-just st-rambert	28.1	25.9	28.1	27.0	27.8	25.3	162.2

### 5.2. Résultats individuels

	Gymnaste	Equipe	Annee							Total
1	POMPILLO JEANNE Niels	Vénissieux	2001	7.8	7.6	7.7	6.5	7.7	7.8	45.1
2	MICHEL Baptiste	Vénissieux	2001	7.7	7.4	7.8	6.9	7.2	7.7	44.7
3	BENKEMOUN-KORKUT William	Vénissieux	2000	7.5	7.8	8.0	6.3	7.5	7.5	44.6
4	DERUDET Romain	St just st rambert	2001	7.5	7.5	7.3	7.0	6.9	7.0	43.2
5	CROS Louis	Vénissieux	2001	7.3	7.2	7.1	6.3	6.9	7.5	42.3
6	MONTABONEL Matheo	St just st rambert	2002	7.6	6.1	7.1	7.2	6.9	6.4	41.3
7	BICARD Eddie	St just st rambert	2000	6.6	6.0	7.1	6.3	7.0	5.7	38.7
8	BRUYÈRE Robin	St just st rambert	2002	5.9	6.3	6.5	6.2	7.0	6.2	38.1
9	BUTTIGIEG Matthias	St just st rambert	2001	6.4	5.3	6.6	6.5	6.7	5.0	36.5
10	DUPUIS Vincent	St just st rambert	2000	3.9	3.9	6.0	6.3	5.9	5.5	31.5
11	AFANASSIEF Titouan *	Rhodia-club individuel	2002	5.9	0.0	6.1	6.4	6.2	5.8	30.4
12	GUERRERO Corentin	Vénissieux	2001	0.0	0.0	0.0	0.0	0.0	0.0	0.0





**Résultats de la compétition**  
***Finale inter régionale du groupe 2***  
***St Rambert d'Albon***  
***28 et 29 Mai 2011***

# 1. FEMININ NIVEAU8 7-10 ans . SA\_DA (individuels)

## 1.1. Résultats par équipes

	Equipe	Club					Total
1	Bouc bel air	Bouc bel air gymnastique	25.6	29.4	29.8	30.0	114.8
2	Lambesc	ALSL lambesc	27.9	27.5	28.9	28.9	113.2
3	Privas	Sc privas gym	26.4	28.0	28.4	28.3	111.1
4	La tour du pin 2	L'alerte gymnastique la tour du pin	25.4	28.0	27.2	29.1	109.7
5	Belleville sur saone	Gym club belleville beaujolais	25.0	26.5	27.5	28.9	107.9
6	Domène 1	Etoile sportive doménoise	25.1	28.4	26.5	27.5	107.5
7	Renaison 2	Amicale laique sportive renaison	24.6	27.1	28.4	27.1	107.2
8	Crest	Us crétoise gymnastique	25.9	26.3	27.4	26.1	105.7
9	Aubagne UGVH	Ugvh	24.5	26.9	27.9	26.1	105.4
10	GYM CLUB VINAY	GYM CLUB VINAY	23.2	26.6	25.8	27.2	102.8
11	St just st rambert 2	Fjep st-just st-rambert	24.8	27.0	25.2	24.9	101.9
12	La ciotat 1	Gymnaste club la ciotat	24.0	26.3	22.4	26.7	99.4





## 1.2. Résultats individuels

	Gymnaste	Equipe	Annee					Total
1	GOETZ Marine	Lambesc	2000	7.3	7.3	7.4	7.2	29.2
2	LACLEF Zoé	Bouc bel air	2002	6.3	7.4	7.5	7.6	28.8
3	LEBLEVEC Margot	Bouc bel air	2003	6.3	7.6	7.5	7.1	28.5
	NICOLAS Elisa	La tour du pin 2	2002	6.6	7.2	7.2	7.5	28.5
5	VO LUCIE	Privas	2002	6.9	7.3	7.0	7.2	28.4
6	SALE Yoline	Bouc bel air	2000	6.2	7.2	7.5	7.4	28.3
7	DIDIER Claire	Bouc bel air	2000	6.0	7.2	7.3	7.7	28.2
	ZHOU Wendy	Bouc bel air	2002	6.6	7.2	7.2	7.2	28.2
9	KERN Tamara	Lambesc	2002	6.6	6.7	7.4	7.4	28.1
10	SEITE Lauren	Bouc bel air	2002	6.4	7.0	7.2	7.3	27.9
	CHUZEVILLE CLARA	Belleville sur saone	2000	6.8	6.9	6.7	7.5	27.9
12	CAPPY Lydiane	Lambesc	2001	6.8	6.7	7.2	7.1	27.8
	OZDOBA Saskia	La tour du pin 2	2002	6.6	6.8	6.9	7.5	27.8
14	VASSAS ELEA	Privas	2001	6.4	6.8	7.3	7.1	27.6
	LECLERC Morgane	Aubagne UGVH	2002	6.7	6.7	7.2	7.0	27.6
16	BRIOT Tess	Privas	2001	6.5	6.9	7.1	7.0	27.5
	RAILLON Léa	GYM CLUB VINAY	2001	6.4	6.8	6.9	7.4	27.5
18	BURDET Lucile Capucine	Domène 1	2001	6.6	7.4	6.7	6.7	27.4
	BRES Lysie	Crest	2002	6.9	7.0	6.9	6.6	27.4
20	REPPERT Axelle	Lambesc	2001	7.2	6.8	6.9	6.4	27.3
	MOUTTET Noémie	Renaison 2	2000	5.9	6.9	7.4	7.1	27.3
22	GARCIA Paulline	Domène 1	2001	6.0	7.2	6.5	7.2	26.9
	MARTIN LOU	Belleville sur saone	2001	6.3	6.7	6.8	7.1	26.9
24	NUOVO HARMONIE	Privas	2001	6.6	7.0	6.9	6.3	26.8
	GIACALONE Fanny	Aubagne UGVH	2000	6.6	6.9	6.9	6.4	26.8
26	BOUGNARD Célia	Domène 1	2001	6.2	7.0	6.8	6.7	26.7
	ROLANDO Laura	Lambesc	2000	6.3	6.6	6.6	7.2	26.7
	CAILLE Kelly	La tour du pin 2	2001	6.3	7.1	6.3	7.0	26.7




	LOMBARD Astrid	La tour du pin 2	2000	5.9	6.9	6.8	7.1	26.7
30	MARTIN ROXANE	Belleville sur saone	2000	5.9	6.4	7.1	7.2	26.6
31	BALLESTEROS Célia	Aubagne UGVH	2000	5.9	6.8	7.0	6.8	26.5
32	GUIGON ALYCIA	Privas	2001	5.9	6.6	6.8	7.0	26.3
	LALEU Angélique	Renaison 2	2001	6.4	5.9	7.2	6.8	26.3
34	HARRAZ Medhina	Crest	2001	6.6	6.8	6.7	6.1	26.2
35	BONORO Mia	Domène 1	2001	6.3	6.8	6.2	6.8	26.1
	SOARES Lisa	GYM CLUB VINAY	2001	6.3	6.9	6.5	6.4	26.1
37	CAPITAINE Maelle	St just st rambert 2	2001	5.9	6.9	6.8	6.4	26.0
	BENOIT Margo	Crest	2001	6.5	6.3	6.5	6.7	26.0
39	HERNANDEZ Laurine	Lambesc	2001	6.3	6.3	6.6	6.7	25.9
	CLASTRES LEA	Belleville sur saone	2000	5.7	6.2	6.9	7.1	25.9
41	CONSUEGRA KENZA	Domène 1	2001	5.7	6.8	6.5	6.8	25.8
	MOUSSIER Morgane	Renaison 2	2001	4.8	7.0	7.0	7.0	25.8
43	NIVOT Romane	St just st rambert 2	2001	6.6	6.7	6.2	6.2	25.7
	ROURESSOL ANNA	Privas	2001	5.5	6.5	7.0	6.7	25.7
45	JACQUET Ambre	Renaison 2	2000	6.0	6.6	6.8	6.2	25.6
46	FURLAN Lucie	La tour du pin 2	2002	5.6	6.7	6.3	6.8	25.4
47	AZAIS Amy	Crest	2001	5.5	6.2	6.9	6.6	25.2
48	THIRION Magalie	Crest	2001	5.9	5.9	6.9	6.2	24.9
49	BILLONET Lou	La ciotat 1	2002	6.5	6.4	5.1	6.8	24.8
50	POUCHOT Juliette	La ciotat 1	2000	5.7	6.3	6.1	6.6	24.7
	BOUDDOUHAF Fatima	Renaison 2	2000	6.3	6.1	6.4	5.9	24.7
52	METAILLER Léanne	St just st rambert 2	2001	6.2	6.9	5.1	6.4	24.6
53	PERRONE Victoire	La ciotat 1	2001	5.4	6.5	5.6	7.0	24.5
	CHARVILLAT Jeanne	Renaison 2	2001	5.9	6.6	6.8	5.2	24.5
55	LESPILETTE Lisa	La ciotat 1	2002	6.4	6.8	5.3	5.9	24.4
56	MONBON Maelliss	Belleville sur saone	2000	6.0	5.6	6.1	6.6	24.3
	ODIN CLEMENCE	Belleville sur saone	2000	5.6	6.5	5.7	6.5	24.3
58	ROUSSEAU Mazarine	Aubagne UGVH	2002	5.2	6.4	6.8	5.8	24.2
59	BRUNEL Julia	St just st rambert 2	2000	5.7	6.1	6.3	5.9	24.0
60	GUILLAUME Manon	St just st rambert 2	2001	6.0	6.1	5.9	5.9	23.9
	MONTREUIL Alisée	Aubagne UGVH	2001	5.3	6.5	6.2	5.9	23.9
62	GUILLAUD Célia	Domène 1	2001	4.7	6.3	6.1	6.5	23.6
	FINET Erina	La ciotat 1	2001	5.3	6.6	5.4	6.3	23.6
64	TERPAN Manon	GYM CLUB VINAY	2001	5.4	5.7	6.0	6.4	23.5
65	CAPITAINE Romane	St just st rambert 2	2001	6.0	6.5	5.4	5.5	23.4
66	PALOMBA Lara	Crest	2001	5.5	5.6	6.5	5.7	23.3
67	MARIN Cléa	GYM CLUB VINAY	2001	5.1	6.1	5.3	6.6	23.1
68	MOREIRA Laurie	GYM CLUB VINAY	2001	5.1	6.1	5.4	6.4	23.0
69	BONIN Félice	GYM CLUB VINAY	2001	0.0	6.8	6.4	6.8	20.0

## 2. FEMININ NIVEAU7 9-14 ans . SA\_DA (individuels)

### 2.1. Résultats par équipes

	Equipe	Club					Total
1	Bouc bel air	Bouc bel air gymnastique	27.9	31.6	29.4	29.6	118.5
2	Montmelian	Ecole gym sportive montmelian	27.2	30.0	28.8	28.7	114.7
3	Trets	Gymnastique sportive tretsoise	25.7	30.6	29.6	28.5	114.4
4	La tour du pin	L'alerte gymnastique la tour du pin	26.8	30.7	28.2	28.6	114.3
5	Beauvoisin 2	Pont de beauvoisin la sentinelle	27.9	30.3	27.9	27.9	114.0
6	Bourg St Maurice 1	Bsm gym bourg st maurice	26.9	31.2	28.9	26.9	113.9
7	Lozanne	Gym lozanne	27.1	30.3	26.9	29.0	113.3
8	Vaulx en Velin CG	Club gymnique vaulx en velin	25.5	29.5	28.6	27.3	110.9
	VINAY	VINAY	25.7	28.8	26.6	29.8	110.9
10	Domène	Etoile sportive doménoise	26.9	27.9	27.1	27.3	109.2
11	Apprieu	Apprieu avant garde section gym	25.7	29.2	26.9	26.9	108.7
12	Chateaufort	Indépendante chateaufort	24.2	30.6	26.9	25.0	106.7
13	Aubagne UGVH	Ugvh	26.0	26.6	28.3	25.3	106.2
14	Voreppe	Voreppe la vaillante	24.1	28.4	27.3	26.1	105.9
15	Etoile beaujolaise	Etoile beaujolaise	22.9	27.9	27.6	25.5	103.9
16	Givors	Indépendante givors	24.1	26.2	26.4	23.4	100.1

### 2.2. Résultats individuels

	Gymnaste	Equipe	Annee					Total
1	DUMOND Maélice	Bouc bel air	1998	7.1	8.0	7.6	7.5	30.2
2	BEYS Laura	Bouc bel air	2000	6.8	7.8	7.5	7.3	29.4
3	PERRIN Clara	Beauvoisin 2	1999	6.4	7.7	7.6	7.2	28.9
	CAPORALI Marie-Anna	Lozanne	1998	7.1	7.7	7.1	7.0	28.9
	ROCCHIA Perrine	Bourg St Maurice 1	1999	7.0	7.8	7.3	6.8	28.9
6	TRAVERSAT Noémie	Bouc bel air	1998	6.4	7.9	7.1	7.4	28.8
7	PUECH Clara	Bouc bel air	1999	7.0	7.4	7.2	7.1	28.7
	MORI Lena	Apprieu	2000	6.8	7.5	7.3	7.1	28.7
	DUPRAZ Léa	Beauvoisin 2	1999	7.2	7.7	6.7	7.1	28.7
10	CHENEAU Lucille	Trets	1997	6.3	7.7	7.7	6.9	28.6
	DABERT Mélodie	La tour du pin	1998	6.5	7.9	7.1	7.1	28.6
	ROJON Julie	Montmelian	1999	6.7	7.6	6.8	7.5	28.6
	PERROT Myléne	VINAY	1997	6.5	7.5	7.1	7.5	28.6
14	WICES Sarah	Bouc bel air	1997	7.0	7.9	6.4	7.2	28.5
15	NOULIN Elisa	Trets	1996	5.9	7.9	7.4	7.2	28.4
	BLANCHARD Marie	Montmelian	1998	6.5	7.4	7.5	7.0	28.4
17	FRETY Madrine	La tour du pin	1997	7.0	6.9	7.1	7.3	28.3
	DECLERCK Tiphaine	Lozanne	1998	6.5	7.4	6.9	7.5	28.3
	GUYON Emma	Montmelian	1999	6.4	7.4	7.5	7.0	28.3
20	BOUMARD Ysee	Trets	1999	6.8	6.8	7.2	7.3	28.1

	CURE MARTIN Gwendaline	Vaulx en Velin CG	1996	6.5	7.4	7.3	6.9	28.1
22	TORREGROSA Zoé	Bouc bel air	1999	6.4	7.6	6.6	7.4	28.0
	MULOT Philomene	Trets	1998	6.5	7.4	7.0	7.1	28.0
	PECHTIMALDJIAN Léa	La tour du pin	1998	6.9	7.6	7.0	6.5	28.0
	SERFOZO Elise	Beauvoisin 2	1998	7.4	7.5	6.3	6.8	28.0
	SERANO Loren	Montmelian	1998	7.3	6.8	6.7	7.2	28.0
	GIROND Amandine	VINAY	2000	6.8	7.0	6.8	7.4	28.0
28	GIRARD Angélique	La tour du pin	1999	6.2	7.7	6.8	7.2	27.9
	DUC Laura	Lozanne	1999	6.6	7.0	6.8	7.5	27.9
	CURE MARTIN Audace	Vaulx en Velin CG	1996	6.7	7.2	7.3	6.7	27.9
	SKOWRONSKA Eva	Montmelian	1997	6.7	7.6	7.0	6.6	27.9
32	GUIRAUD Sybeline	La tour du pin	1997	6.4	7.5	6.9	7.0	27.8
33	CHALENDARD Clara	Beauvoisin 2	1998	6.9	7.1	6.9	6.8	27.7
	BERNIER Julie	Bourg St Maurice 1	1997	6.0	8.0	7.0	6.7	27.7
	TRESANINI Léa	Bourg St Maurice 1	1998	6.4	7.3	7.0	7.0	27.7
36	DINI Marie	Chateaurenard	1999	6.7	7.7	7.1	6.1	27.6
37	GROFF Noemie	Trets	1997	5.8	7.6	7.3	6.8	27.5
	BOURJADE Florence	Domène	1998	7.1	7.0	6.4	7.0	27.5
39	HAUTBOIS Léa	La tour du pin	1996	6.4	7.3	7.0	6.7	27.4
	LAMBEAUX Angèle	Aubagne UGVH	1997	6.5	7.6	7.1	6.2	27.4
	MARCHAND Léa	VINAY	1999	6.2	7.7	6.3	7.2	27.4
42	CARRET Estelle	Domène	1998	6.3	7.3	6.6	7.1	27.3
	CALLIER Emma	Etoile beaujolaise	2001	6.5	7.3	6.7	6.8	27.3
	REIX Clothilde	Lozanne	1998	6.6	7.6	6.1	7.0	27.3
45	ONNIS Laura	Domène	1998	7.1	6.6	6.8	6.7	27.2
	SERRANO Audrey	Vaulx en Velin CG	1998	6.4	7.2	6.7	6.9	27.2
	CARRIER Coline	Bourg St Maurice 1	1998	6.9	7.1	7.2	6.0	27.2
	MALINOWSKI Natacha	Bourg St Maurice 1	1998	6.1	7.6	7.1	6.4	27.2
49	VU Agathe	Bourg St Maurice 1	1999	6.6	7.8	7.3	5.4	27.1
50	BARTOLINI Anais	Trets	1999	6.1	7.4	6.9	6.6	27.0
51	CHAGNEUX Marion	Etoile beaujolaise	1997	6.0	7.4	6.6	6.7	26.7
52	JAUNEAU Camille	Aubagne UGVH	2000	6.7	6.9	6.6	6.4	26.6
	CHORIOL Charline	Chateaurenard	1997	5.7	7.9	6.4	6.6	26.6
	LAUR Valentine	Lozanne	1998	6.8	7.0	6.0	6.8	26.6
	ONNIS Tiffani	Vaulx en Velin CG	1996	5.7	7.6	6.9	6.4	26.6
56	RICHARD Maelle	Vaulx en Velin CG	1996	5.9	6.9	7.1	6.6	26.5
	TESTI Oceane	Vaulx en Velin CG	1997	5.8	7.3	6.6	6.8	26.5
58	TONON Fanélie	Domène	1998	6.4	7.0	6.9	6.1	26.4
	MOURET Amelie	Voreppe	1997	5.8	7.2	6.8	6.6	26.4
60	LOPEZ COEURDEVEY Alizee	Lozanne	1997	6.0	7.6	6.0	6.6	26.2
61	CORNET Mathilde	Apprieu	2000	6.2	7.4	7.0	5.4	26.0
62	GIRAUD Soline	Apprieu	2000	6.4	7.2	6.4	5.9	25.9
	CONIGLIO Marianne	Voreppe	1998	6.3	7.0	6.5	6.1	25.9
	PERRET Laetitia	Givors	1999	6.3	6.9	6.9	5.8	25.9
	BAZIER Mathilde	VINAY	1998	6.2	6.4	5.8	7.5	25.9
	VRANCKEN Laura	VINAY	1996	5.6	6.6	6.3	7.4	25.9
67	CHOIRAT Bérengère	Beauvoisin 2	1997	5.7	7.3	6.7	6.1	25.8
	RANSOME Amélie	Montmelian	1998	6.1	7.2	6.4	6.1	25.8
69	COULLOMB Natacha	Apprieu	1997	6.2	6.7	6.2	6.6	25.7
70	BOUZON ROUILLE Emma	Chateaurenard	2000	5.9	7.1	6.2	6.3	25.5
	MICHALLON Sophie	Apprieu	2000	6.3	6.8	6.0	6.4	25.5
	RECHARD Angelike	Voreppe	1997	6.1	7.0	5.2	7.2	25.5
73	CHASSEIGNAUX Camille	Voreppe	1996	5.8	7.2	7.2	5.2	25.4
74	MANTONNIER Chloe	Apprieu	2000	5.9	7.1	5.5	6.8	25.3
75	JASHARI Albina	Aubagne UGVH	2000	5.9	6.3	7.1	5.9	25.2

	BOUZIANE Sara	Voreppe	1997	5.9	6.5	6.8	6.0	25.2
77	CARRET Mathilde	Domène	2000	5.7	6.1	6.8	6.4	25.0
	CHALENDARD Ariane	Beauvoisin 2	2000	5.3	7.4	6.3	6.0	25.0
79	RAMIS Morgane	Voreppe	1997	5.6	6.9	6.1	6.2	24.8
80	KARAGOUCHE Daphné	VINAY	2000	6.0	5.5	6.4	6.8	24.7
81	BEAUGE Léa	Aubagne UGVH	1998	6.0	4.6	7.2	6.8	24.6
82	GANTIER Coline	Etoile beaujolaise	1997	5.6	6.0	6.9	6.0	24.5
	GARCIA Coralie	Givors	2000	5.7	7.0	6.5	5.3	24.5
	MERMOURI Nour	Givors	2000	6.1	6.4	6.4	5.6	24.5
85	JOUVENÇON Zoé	Givors	1999	5.9	5.8	6.6	6.1	24.4
86	VALADE Gloriane	Chateaurenard	1998	5.9	6.3	6.8	5.2	24.2
87	PEZZOLI Carla	Aubagne UGVH	1997	5.8	5.8	6.9	5.6	24.1
88	VERCUEIL Marine	Domène	1997	5.9	5.9	5.7	6.5	24.0
89	CHAVANIS Charlyne	Etoile beaujolaise	2001	4.8	6.0	7.0	6.0	23.8
90	LAMBERT Léa	Aubagne UGVH	1999	6.8	5.7	6.0	4.8	23.3
91	MIATTA Withney	Givors	1999	5.8	5.4	6.3	5.3	22.8
92	BROGUIERE Soizic	Givors	1997	4.6	5.9	6.0	5.9	22.4
93	DUONG Elodie	Chateaurenard	1998	0.0	7.9	6.6	6.0	20.5
94	WALTER Amandine	Etoile beaujolaise	2000	0.0	7.2	7.0	5.7	19.9



### 3. FEMININ NIVEAU8 9-12 ans . SA\_DA (individuels)

#### 3.1. Résultats par équipes

	Equipe	Club					Total
1	Cusset	Cusset	26.8	30.0	27.8	25.6	110.2
2	Belleville sur saone	Gym club belleville beaujolais	25.7	29.2	26.9	26.4	108.2
3	Lambesc	ALSL lambesc	25.5	28.6	26.7	26.4	107.2
4	Rhodia club	Rhodia-Club Gymnastique	24.3	27.4	27.9	27.2	106.8
5	Martigues	Sports loisirs culture Martigues	25.3	27.9	27.2	26.2	106.6
6	Bourg St Maurice	Bsm gym bourg st maurice	25.2	27.7	25.7	26.6	105.2
7	Crolles	Gym et rythme crolles	23.9	27.2	25.2	27.0	103.3
8	Privas	Sc privas gym	22.1	27.0	27.6	26.1	102.8
	Bron	Amicale Laïque de Bron	23.7	26.8	27.8	24.5	102.8
10	ESSM ST MARTIN D'HERES	ESSM ST MARTIN D'HERES	23.0	24.0	26.8	26.3	100.1
11	Meylan	Aspa meylan	24.3	26.0	24.8	24.5	99.6
	Marseille CSMB	Club sportif montolivet bois-luzy	23.7	26.0	26.8	23.1	99.6
13	Trets	Gymnastique sportive tretsoise	21.1	26.8	25.2	24.8	97.9
14	Aubagne UGVH	Ugvh	22.5	24.1	23.6	24.2	94.4
Equipes déclassées							
	Equipe	Club					Total
1	Irigny	Amicale laiue irigny	24.3	26.8	25.8	26.5	103.4

#### 3.2. Résultats individuels

	Gymnaste	Equipe	Annee					Total
1	FELIX Jenna	Irigny	2000	6.9	7.5	7.4	6.6	28.4
	LAPERROUSE Lea	Rhodia club	2000	6.8	7.3	7.2	7.1	28.4
3	CAPRON Myriam	Martigues	1998	6.8	7.3	7.3	6.9	28.3
4	BEROUJON LORENE	Belleville sur saone	2000	6.9	7.6	6.7	6.8	28.0
5	LLORENS Fanny	Cusset	1999	6.2	7.6	7.4	6.6	27.8
6	RIBERA Océane	Cusset	2000	7.0	7.4	7.2	6.1	27.7
7	FETTACHE Ines	Lambesc	1998	7.2	6.9	6.7	6.6	27.4
8	CAPELLUGOLA Celia	Lambesc	1999	6.8	7.5	6.0	6.8	27.1
9	CAFFO Mattie	Bourg St Maurice	2000	7.2	6.8	6.4	6.6	27.0
10	BUIRET Angéline	Cusset	2000	6.4	7.5	6.7	6.3	26.9
11	SCHMITT Montaine	Crolles	2000	6.3	7.1	6.8	6.6	26.8
	THIBAUDAT CHLOE	Belleville sur saone	1999	6.0	7.4	6.6	6.8	26.8
13	POTTIER Kimberley	Rhodia club	2000	6.0	7.0	6.9	6.8	26.7
	ZARBO Serena	Marseille CSMB	2000	6.4	6.8	7.1	6.4	26.7
15	ARNAUD Lucy	Cusset	1999	6.7	7.5	5.9	6.5	26.6
16	REYES CARLA MARIE	Privas	2000	5.4	7.4	7.3	6.4	26.5
17	GAIHIER Lea	Bron	2000	5.9	7.2	7.1	6.2	26.4
18	HAGUE Marie	Lambesc	1999	5.6	7.3	6.7	6.7	26.3
19	VERINAUD Célia	Martigues	1999	6.1	7.0	6.7	6.4	26.2
20	BITOUNE Rachelle	Martigues	2000	6.4	6.8	6.2	6.7	26.1
21	MARIOTTI Julie	Rhodia club	2001	5.8	7.0	6.5	6.7	26.0





	COLLAUDIN MANON	Belleville sur saone	1999	6.4	6.4	7.0	6.2	26.0
	ADAM DE BEAUMAIS LISON	Belleville sur saone	1998	6.0	7.0	6.6	6.4	26.0
24	DEBUT Maéva	Bourg St Maurice	1999	5.8	7.1	6.3	6.7	25.9
25	PENIN Marie	Meylan	2000	6.5	7.0	6.2	6.1	25.8
	GAIDET Océane	Bourg St Maurice	2000	6.2	6.5	6.6	6.5	25.8
27	RUEDY Jade	Bourg St Maurice	1999	6.0	6.8	6.2	6.7	25.7
28	MARTINEZ Heloise	Bron	1999	5.8	6.6	6.7	6.5	25.6
	AUJOGUE JULIETTE	Belleville sur saone	1998	6.4	7.2	5.6	6.4	25.6
30	ANDRE EMILIE	Privas	1999	5.5	6.6	6.9	6.5	25.5
	COURSODON Capucine	Bron	2000	5.6	6.7	7.2	6.0	25.5
32	FERRER Charlene	Lambesc	1999	5.6	6.6	6.9	6.3	25.4
	CHARRIN Marie	Irigny	1998	6.1	6.4	6.0	6.9	25.4
	SIMEONE Alizee	Rhodia club	2001	5.7	6.1	7.1	6.5	25.4
	WILEMART Justine	Martigues	2000	5.8	6.8	6.6	6.2	25.4
36	BRUNET-MANQUAT Lena	Crolles	1999	5.8	6.4	6.2	6.9	25.3
	SNELLA Lisa	Crolles	1999	5.9	6.5	6.1	6.8	25.3
	RICHARTE Charlotte	Martigues	2000	6.0	6.5	6.6	6.2	25.3
	MUSEMENT Julie	ESSM ST MARTIN D'HERES	2000	5.8	5.7	7.0	6.8	25.3
40	BENASSI Clementine	Crolles	2001	5.4	7.0	6.1	6.7	25.2
	BELGHARBI Iman	Cusset	2000	6.7	6.9	6.5	5.1	25.2
42	CHAMBA SEVERINE	Privas	2001	5.7	6.7	6.6	6.1	25.1
	CHARRIER Lorane	Bourg St Maurice	1999	5.3	7.0	6.4	6.4	25.1
	ABDALI Aya	ESSM ST MARTIN D'HERES	2001	5.7	6.4	6.5	6.5	25.1
45	BOISSET Manon	Lambesc	1999	5.9	6.9	6.4	5.8	25.0
	DUETHE LEA	Privas	2001	5.5	6.0	6.8	6.7	25.0
47	KOCH Prescilia	Irigny	1999	5.7	6.4	6.4	6.4	24.9
	HEMMER Ambre	Crolles	2001	5.9	6.6	5.9	6.5	24.9
	BOUYAHIAOUI Mélissa	ESSM ST MARTIN D'HERES	2000	5.8	6.0	6.6	6.5	24.9
50	COLLOD Romane	Marseille CSMB	1999	5.8	6.9	6.8	5.3	24.8
	BERNIER Marie	Bourg St Maurice	2000	5.7	6.2	6.3	6.6	24.8
52	RENAUD Axelle	Meylan	1999	5.7	6.4	6.2	6.4	24.7
53	KHENNICHE Celia	Rhodia club	2000	5.2	6.1	6.7	6.6	24.6
	JURDYC Maud	Cusset	2000	6.2	6.1	6.1	6.2	24.6
55	SCHEIDECKER Clara	Irigny	2000	5.6	6.3	6.0	6.6	24.5
	CHASTEL Colette	Marseille CSMB	1999	5.8	6.6	6.3	5.8	24.5
	FERREIRA Clara	ESSM ST MARTIN D'HERES	2000	5.5	5.9	6.6	6.5	24.5
58	CRESPO Juliette	Trets	2000	5.1	6.9	6.3	6.1	24.4
59	MARTINEZ Charlene	Bron	1999	6.1	6.3	6.4	5.4	24.2
60	DA COSTA Lisa	Meylan	1999	6.0	6.3	5.6	6.2	24.1
61	GUGGENBUHL Iris	Trets	2000	5.6	6.4	5.7	6.3	24.0
	LACOUR Agathe	Bron	1999	5.9	6.3	6.2	5.6	24.0
63	AVENA Amandine	Trets	1998	4.7	6.7	6.7	5.7	23.8
	RIOT Olivia	Irigny	1999	5.6	6.5	5.6	6.1	23.8
65	LECOMTE Meloe	Trets	2000	5.2	6.1	6.3	6.1	23.7
	BOISSONNAT TIFFANIE	Privas	1999	5.0	6.3	5.9	6.5	23.7
	POUETTE Maelys	Martigues	1999	5.8	6.3	5.6	6.0	23.7
68	DEVISMES Julie	Crolles	2001	5.5	6.4	5.9	5.8	23.6
	TORTORA Estelle	Marseille CSMB	1999	5.7	5.7	6.6	5.6	23.6
70	HEIBA Cidy-anne	Aubagne UGVH	1999	5.7	6.0	5.5	6.3	23.5
71	BARRESI Morgane	Aubagne UGVH	1998	5.9	5.8	5.6	6.1	23.4
72	LE PAPE Lauriane	Trets	2001	5.1	6.6	5.9	5.6	23.2
	PALOMINO Marie	Aubagne UGVH	1999	5.5	6.3	5.7	5.7	23.2
74	GRAHAM BRYCE Carla	Meylan	1999	5.7	6.3	5.3	5.8	23.1

	MILOCHE Clara	Meylan	1999	6.1	5.5	6.8	4.7	23.1
	COIRO Margaux	Bron	1999	5.2	5.3	6.8	5.8	23.1
	MONCEAU Clara	ESSM ST MARTIN D'HERES	1998	5.7	4.4	6.6	6.4	23.1
78	TORRESANI Alexia	Aubagne UGVH	1999	5.3	6.0	5.7	5.9	22.9
79	ROCHE Coralie	Trets	2000	5.2	6.6	4.6	6.3	22.7
80	LECERF Lisa	Aubagne UGVH	1998	5.4	4.4	6.6	5.9	22.3
	DOTTORI Estelle	Marseille CSMB	2000	5.6	5.4	6.0	5.3	22.3
82	ASTIER ANOUCK	Privas	2000	4.9	6.3	4.9	6.0	22.1





**Résultats de la compétition**  
***Finale inter régionale du groupe 2***  
***St Rambert d'Albon***  
***28 et 29 Mai 2011***

# 1. FEMININ NIVEAU8 9-14 ans . SA\_DA (individuels)

## 1.1. Résultats par équipes

	Equipe	Club					Total
1	Trets	Gymnastique sportive tretteoise	25.7	28.0	25.8	27.6	107.1
2	Meyzieu	FJEP Meyzieu	24.2	27.0	26.1	28.5	105.8
3	Beauvoisin	Pont de beauvoisin la sentinelle	23.4	27.7	27.5	26.9	105.5
4	Simiane-collongue	Simiane-collongue	23.8	27.2	25.9	28.3	105.2
5	Vaulx en Velin CG	Club gymnique vaulx en velin	22.8	27.9	25.6	27.0	103.3
6	Albens	Union gymnique albens	24.0	26.5	23.8	27.8	102.1
7	Charlieu	Amicale laique charlieu	22.4	28.0	23.8	27.4	101.6
8	La ciotat	Gymnaste club la ciotat	22.3	26.0	24.9	26.9	100.1
9	Domène	Etoile sportive doménoise	21.6	25.0	22.2	27.7	96.5
10	Chautagne	Chautagne	21.2	24.8	21.5	25.0	92.5

## 1.2. Résultats individuels

	Gymnaste	Equipe	Annee					Total
1	BALDIN Emeline	Beauvoisin	1997	6.5	7.0	7.4	6.5	27.4
2	CORNUAUD Luna	Meyzieu	1998	6.5	6.5	6.8	7.1	26.9
	NAJARIAN Laura	Meyzieu	2000	6.6	6.9	6.3	7.1	26.9
4	GANCI Julie	Trets	1997	6.1	6.9	6.8	7.0	26.8
	SEMPERE Laetitia	Simiane-collongue	1997	6.4	6.5	6.9	7.0	26.8
6	MARTINET Anaïs	Meyzieu	1998	6.2	6.7	6.9	6.9	26.7
7	GANCI Melanie	Trets	1999	6.8	6.8	6.4	6.6	26.6
	COQUARD Marianne	Vaulx en Velin CG	1996	5.7	7.1	6.9	6.9	26.6
9	GRANGIER Justine	Trets	1997	6.3	6.9	6.5	6.8	26.5
10	RICHARD Moana	Vaulx en Velin CG	1999	6.0	7.1	6.4	6.9	26.4
	LEHMANN LUCIE	Albens	1997	6.9	6.7	5.7	7.1	26.4
	ROBIER Ines	Simiane-collongue	2001	5.5	6.7	6.9	7.3	26.4
13	GRAUER Natacha	Trets	1996	6.5	6.9	6.0	6.9	26.3
14	INTERNICOLA Candice	Charlieu	1997	5.8	7.0	6.4	7.0	26.2
15	MANNAZ EMELINE	Albens	1997	6.3	7.0	5.7	7.0	26.0
16	VALLE Luna	Simiane-collongue	1999	5.7	6.8	6.6	6.8	25.9
17	BERGER Océane	Beauvoisin	1999	6.2	7.0	6.2	6.4	25.8
	ARCHAMBAULT LAURINE	Albens	1998	5.9	6.8	6.2	6.9	25.8
19	BARBE Kinaly	Beauvoisin	1997	5.8	6.7	6.2	7.0	25.7
20	BAGATINI Justine	La ciotat	1999	6.0	6.2	6.3	7.1	25.6
	GOUBE Juliette	La ciotat	1998	5.9	6.9	6.2	6.6	25.6
22	FACON Cyrielle	Vaulx en Velin CG	2001	5.8	6.7	6.2	6.8	25.5
23	BIROT Solene	Trets	1997	6.0	7.3	5.1	6.9	25.3
24	DESSORIS Tiphaine	Trets	1997	5.9	6.4	6.1	6.8	25.2
	LIDON Melanie	Charlieu	1999	5.3	7.0	6.0	6.9	25.2
	MATRONE Anita	Simiane-collongue	1999	6.2	6.9	5.2	6.9	25.2
27	CASABELLA Pauline	Charlieu	2001	5.8	6.8	5.6	6.6	24.8
	DAUDIN Mathilde	Vaulx en Velin CG	1997	5.3	7.0	6.1	6.4	24.8
	TOUPET Carline	Meyzieu	1997	4.7	6.8	6.1	7.2	24.8
30	GIRODON Marine	Beauvoisin	1997	4.0	6.9	7.1	6.7	24.7
	MORCRETTE Jade	Charlieu	2001	5.4	7.0	5.8	6.5	24.7
	GUIGNET Slohane	Chautagne	1996	5.9	6.6	5.7	6.5	24.7





33	ZUCARO Carla-enza	Domène	1999	4.6	6.6	6.3	7.0	24.5
	SECHEPEE Anaël	La ciotat	1997	5.3	6.6	6.4	6.2	24.5
35	BALDIN Candice	Beauvoisin	2000	4.5	6.8	6.8	6.3	24.4
	EUSTACHE Chloé	Meyzieu	2001	4.7	6.6	6.0	7.1	24.4
37	COUDERT Manon	Charlieu	2001	5.3	7.0	5.1	6.8	24.2
	BENHAMOU Helene	Simiane-collongue	1996	5.5	6.8	4.8	7.1	24.2
39	GARCIA Justine	Domène	1999	5.2	5.8	6.0	6.9	23.9
	FERREIRA Allison	Charlieu	1997	5.4	6.6	5.2	6.7	23.9
	PACLET MARGOT	Albens	1996	4.9	6.0	6.2	6.8	23.9
	APERS Adeline	Chautagne	1998	6.0	6.2	5.8	5.9	23.9
43	GEORGET Solène	Chautagne	1999	5.5	6.2	6.0	6.1	23.8
44	DJELLALIL Scherazade	Vaulx en Velin CG	1999	5.3	6.2	6.0	6.2	23.7
45	THIBAUD Flavie	Domène	1998	6.3	4.8	5.7	6.7	23.5
46	GUALCHIEROTTI Solen	La ciotat	1999	5.0	6.0	6.0	6.4	23.4
47	MESLIN Orlane	Beauvoisin	1997	4.9	6.5	5.2	6.7	23.3
48	LECADRE FLAVIANO Jeanne	Simiane-collongue	1999	5.1	5.4	5.5	6.8	22.8
49	HERAULT Fanny	Meyzieu	2000	4.9	5.2	5.5	6.9	22.5
50	CONSTANTINO Léa	Domène	1997	5.2	6.7	3.3	7.1	22.3
51	TIDDA Romane	La ciotat	1998	5.1	5.3	5.2	6.2	21.8
52	AISSOUS Laura	Domène	1998	4.9	5.9	3.7	6.7	21.2
53	MANZONI Ambre	Domène	1998	4.8	5.8	4.2	6.3	21.1
54	CAGNON Lisa	Chautagne	1999	3.8	5.8	4.0	6.5	20.1
55	VILLEGAS Lea	La ciotat	1999	0.0	6.3	6.0	6.8	19.1
56	ONNIS Emilie	Vaulx en Velin CG	2000	0.0	6.4	5.6	6.1	18.1
57	AUBERT EMMAELE	Albens	1998	0.0	0.0	0.0	0.0	0.0
	DRAGEE Justine	Chautagne	1997	0.0	0.0	0.0	0.0	0.0

## 2. FEMININ NIVEAU7 9-12 ans . SA\_DA (individuels)

### 2.1. Résultats par équipes

	Equipe	Club					Total
1	Lambesc	ALSL lambesc	26.8	30.2	28.3	30.7	116.0
2	Belleville sur saone	Gym club belleville beaujolais	27.9	28.8	27.2	30.6	114.5
3	La ciotat 3	Gymnaste club la ciotat	27.5	28.8	25.5	29.8	111.6
4	Millery	ESMC gym	25.6	26.9	27.5	29.9	109.9
5	La ciotat 2	Gymnaste club la ciotat	26.5	28.2	24.2	29.3	108.2
6	Pont de claix	Pont de claix amicale gymnique	26.4	27.4	25.1	28.6	107.5
7	Renaison	Amicale laique sportive renaison	25.7	26.9	25.8	28.7	107.1
8	Bourg St Maurice	Bsm gym bourg st maurice	24.5	28.2	26.6	27.4	106.7
9	Voreppe	Voreppe la vaillante	24.7	25.1	27.1	29.5	106.4
10	Crest	Us crétoise gymnastique	27.5	27.9	26.1	27.6	106.1 (3.0)
11	Bourg de thiziy	L etoile et les jeunes etoiles	26.7	27.8	22.6	29.0	106.1
12	Trets	Gymnastique sportive tretsoise	26.2	26.7	25.2	27.7	105.8

### 2.2. Résultats individuels





	Gymnaste	Equipe	Annee					Total
1	TORRENTE Carla	Lambesc	1998	6.7	7.8	7.2	7.6	29.3
2	JUMELLET Juliette	Lambesc	1998	6.5	7.6	7.4	7.6	29.1
	VERPOIX MORGANE	Belleville sur saone	1999	7.0	7.5	7.0	7.6	29.1
4	MADINIER ABBYGAELE	Belleville sur saone	1998	7.0	7.5	6.7	7.7	28.9
5	ROLLAND Celie	Crest	2000	7.2	7.4	6.6	7.5	28.7
6	SERRES Laetitia	La ciotat 3	1998	7.0	7.6	6.4	7.5	28.5
	MARIF Lia	Millery	2000	6.7	7.4	7.0	7.4	28.5
8	FRUSTA-BRUOT Ireland	La ciotat 3	2000	6.6	7.0	7.3	7.5	28.4
	AZNAR Cloe	Lambesc	1998	6.4	7.3	7.0	7.7	28.4
10	BOURDON SARAH	Belleville sur saone	1998	7.0	7.2	6.5	7.5	28.2
	BOUTHORS Adeline	Bourg de thiziy	1999	7.1	7.3	6.1	7.7	28.2
12	GEORGES Caroline	La ciotat 2	1998	6.7	7.5	6.0	7.5	27.7
	FOSSEY MORGANE	Belleville sur saone	1999	6.9	6.6	6.7	7.5	27.7
14	DECHERCHI Alexandra	La ciotat 3	1998	7.0	7.5	5.6	7.4	27.5
	THEVENIN Anais	Lambesc	1999	7.0	6.4	6.3	7.8	27.5
	BERTRAND Sixtine	Bourg St Maurice	1999	6.7	7.2	6.7	6.9	27.5
17	DESBRIERES Lisa	Millery	2000	6.4	6.8	6.6	7.6	27.4
18	FOLTON Lisa	Trets	1999	6.7	6.8	6.7	7.0	27.2
	VIGANNE Chloe	Renaison	2000	6.7	6.7	6.9	6.9	27.2
20	CHIOUSSE Melanie	Trets	1998	6.7	6.8	6.7	6.9	27.1
	HAMMAN Célia	La ciotat 2	2000	6.6	7.5	5.6	7.4	27.1
	MAZARD Sacha	Crest	1999	6.8	7.2	6.6	6.5	27.1
	PLASSE Anais	Bourg de thiziy	1999	6.6	7.5	5.4	7.6	27.1
24	MABILLE Betty	La ciotat 2	1999	6.6	6.5	6.6	7.2	26.9
	LORON MELANIE	Belleville sur saone	1998	6.6	6.1	6.4	7.8	26.9

26	GIRAUDY Charlotte	Bourg St Maurice	1999	5.7	7.0	6.7	7.4	26.8
27	BECOURT Laureline	Lambesc	1998	6.5	7.5	5.5	7.2	26.7
	CROPSAL Maelliss	Pont de claix	1999	6.5	6.9	6.4	6.9	26.7
	PELLOQUIN Manon	Pont de claix	1999	6.6	7.5	5.6	7.0	26.7
	DEJOYE Pauline	Voreppe	1999	5.9	6.6	7.0	7.2	26.7
31	THONNEL Carla	Lambesc	1998	6.6	6.4	6.7	6.9	26.6
	MOULIN Cerise	Crest	1999	6.9	6.7	6.2	6.8	26.6
	SARRAZIN Gaiane	Voreppe	2000	6.2	6.5	6.2	7.7	26.6
	JACQUET Maelys	Renaison	1998	6.5	7.1	6.0	7.0	26.6
35	PILLET Lenna	Pont de claix	1999	6.7	6.3	6.5	7.0	26.5
	MANIN LYSA	Belleville sur saone	1998	6.2	6.6	6.8	6.9	26.5
37	GIBELIN Faustine	La ciotat 3	2000	6.8	6.7	5.6	7.3	26.4
38	CRETON Julie	Pont de claix	2000	5.8	6.7	6.6	7.2	26.3
	GANIVET Maëlla	Bourg St Maurice	2000	5.9	6.9	6.8	6.7	26.3
40	RUSSO Eva	Trets	2000	6.5	7.1	5.3	7.3	26.2
	BONNEL Garance	Renaison	1998	6.5	6.6	6.0	7.1	26.2
42	BELLEGGY Laura	Renaison	1998	6.0	6.2	6.6	7.3	26.1
	BRUEL Léonie	Renaison	1998	6.0	6.5	6.3	7.3	26.1
44	VALLIN Emilie	Voreppe	1999	6.6	5.6	6.9	6.9	26.0
45	BENSMAIL Anais	La ciotat 3	1998	6.7	6.2	6.2	6.7	25.8
	GELADE Heloise	Millery	1999	6.0	5.5	6.9	7.4	25.8
47	MONTCHAL Lea	La ciotat 2	2000	6.0	6.7	5.8	7.2	25.7
	PETITJEAN LAEMLE Antoinette	Pont de claix	1999	6.6	6.2	5.5	7.4	25.7
49	PIREZ Julia	La ciotat 2	1999	6.6	6.0	5.8	7.0	25.4
	AGUSTIN Romane	Voreppe	2000	6.0	5.5	6.5	7.4	25.4
51	MATRONE Laurie	Trets	2000	6.3	5.9	6.4	6.5	25.1
	GARIBALDI Louna	La ciotat 3	1998	6.2	6.2	5.3	7.4	25.1
53	UGHETTO Pauline	Millery	1999	5.8	6.9	5.3	7.0	25.0
54	HENNINGER Perrine	Millery	2000	6.5	5.8	5.1	7.5	24.9
55	DESPRETS Appoline	Bourg St Maurice	1999	5.8	6.2	6.4	6.4	24.8
56	BROUSSE Emilie	Crest	1999	6.6	6.6	5.3	6.2	24.7
	POLOSSE Laurie	Bourg de thiziy	1999	5.8	6.7	5.5	6.7	24.7
58	KALUZNY Tessa	Voreppe	1999	5.7	5.8	5.8	7.2	24.5
59	ROCHARD Annabelle	Bourg de thiziy	1999	5.8	6.3	5.6	6.4	24.1
60	MARTINS Cindy	Bourg de thiziy	2000	6.6	6.0	4.4	7.0	24.0
61	GRAIL Fanny	Bourg de thiziy	1999	6.4	5.4	5.3	6.7	23.8
	CAMELIN Adèle	Bourg St Maurice	1999	6.0	7.1	4.5	6.2	23.8
63	CAMBAY Ophelie	Trets	2001	5.9	6.0	5.4	6.4	23.7
64	GOURDAN Coraline	Crest	1999	6.2	5.9	4.7	6.8	23.6
65	FROBERT Laure-yann	Crest	1999	6.3	4.0	6.7	6.2	23.2
	VIOLETTE Megane	Pont de claix	1999	6.4	4.3	5.6	6.9	23.2
67	CROCOMBETTE Danaé	Bourg St Maurice	1999	5.9	5.3	5.9	5.9	23.0
68	PERRIN Laura	Voreppe	2000	0.0	6.2	6.7	6.6	19.5
69	BUGNET Lisa	Millery	1999	0.0	0.0	7.0	7.2	14.2
70	DAYDE Julia	Trets	1998	0.0	0.0	0.0	0.0	0.0
	MONLAUZEUR Ines	La ciotat 2	1999	0.0	0.0	0.0	0.0	0.0



### 3. FEMININ NIVEAU7 7-8 ans . SA\_DA (individuels)

#### 3.1. Résultats par équipes





	Equipe	Club					Total
1	Corbas	Corbas gym	25.0	27.7	27.3	27.8	107.8
2	St Genis les Ollières	Entente St genoise	25.5	26.6	26.2	26.9	105.2
3	Trets	Gymnastique sportive tretsoise	27.4	25.8	26.5	24.9	104.6

#### 3.2. Résultats individuels





	Gymnaste	Equipe	Annee					Total
1	ANDRIAMANDROSO Irina	St Genis les Ollières	2002	6.9	7.7	6.6	7.0	28.2
2	CASARES Mallaury	Corbas	2003	6.4	7.0	6.8	7.1	27.3
3	Nieto Erine	Corbas	2002	6.3	6.9	6.8	7.0	27.0
4	GILBERT Oceane	Trets	2002	7.2	6.7	7.2	5.8	26.9
5	TONIZZO Fanny	Trets	2003	6.4	6.4	6.7	6.9	26.4
6	LANGAGNE Lea	Trets	2002	7.0	6.9	6.5	5.9	26.3
	SEGADO Estelle	Corbas	2002	6.2	6.5	6.9	6.7	26.3
	RUFFEL Fiona	St Genis les Ollières	2002	7.0	5.7	6.8	6.8	26.3
9	RUPPERT Nell	Corbas	2002	5.9	6.9	6.8	6.2	25.8
10	PICOT Marianne	St Genis les Ollières	2002	6.0	6.2	6.8	6.7	25.7
11	HAZANAS Maëlle	Corbas	2002	6.1	6.8	5.1	7.0	25.0
	PERRAULT Romane	St Genis les Ollières	2002	5.6	7.0	6.0	6.4	25.0
13	AILLAUD Lorelie	Trets	2002	6.8	5.2	6.1	6.3	24.4
14	BARTOLINI Alizee	Trets	2002	5.7	5.8	5.7	5.5	22.7
15	DOMPMARTIN Flavie	Corbas	2003	0.0	6.9	6.1	6.5	19.5
16	BRUN Anna	St Genis les Ollières	2002	0.0	0.0	0.0	0.0	0.0

## 4. FEMININ NIVEAU7 11 + . SA\_DA (individuels)

### 4.1. Résultats par équipes

	Equipe	Club					Total
1	Loriol	Groupe omnisports loriolais (gol)	27.7	27.4	28.6	29.2	112.9
2	La tour du pin	L'alerte gymnastique la tour du pin	27.1	27.1	28.0	28.7	110.9
3	Aubagne Gym	Aubagne gym	25.1	26.4	28.9	27.1	107.5
4	Gerland Mouche	A. L. gerland mouche	23.5	26.2	25.8	27.3	102.8
5	Crest	Us crétoise gymnastique	23.9	22.3	27.2	27.5	100.9
	Vinay	Vinay	24.0	24.3	25.9	26.7	100.9
7	Marcy charbonnières	As marcy-charbonnières	24.9	24.3	23.1	26.0	98.3
8	St Priest	Gymnique association saint priest	22.2	21.5	25.9	26.5	96.1

### 4.2. Résultats individuels

	Gymnaste	Equipe	Annee					Total
1	CLEZARDIN Victoria	Loriol	1996	7.3	7.1	7.1	7.3	28.8
2	KAUFFMANN Laura	Loriol	1997	7.0	6.7	7.3	7.5	28.5
3	BERGER Amélie	La tour du pin	1995	7.0	7.2	7.1	7.1	28.4
4	MOISSENOT Aurore	Loriol	1995	6.8	6.7	7.1	7.2	27.8
5	GUEZE Melanie	Loriol	1995	6.5	6.8	7.1	7.2	27.6
6	BRAEUNIG Ellyne	La tour du pin	1999	6.4	6.9	7.0	7.1	27.4
	BUTHION Priscille	La tour du pin	1998	6.5	6.7	7.3	6.9	27.4
8	CAMUSSO Angéline	Aubagne Gym	1997	5.9	7.0	7.2	7.0	27.1
9	PRIOLO Célène	La tour du pin	1995	7.2	6.1	6.3	7.2	26.8
10	FRANZETTI Audrey	Loriol	1996	6.4	6.8	6.3	7.0	26.5
	JEAN-BAPTISTE Joanna	Loriol	1996	6.6	6.7	6.9	6.3	26.5
12	ACACIA Alicia	Gerland Mouche	1997	5.9	6.4	7.1	6.8	26.2
	ROS Cloé	Gerland Mouche	1997	6.1	6.7	6.6	6.8	26.2
	GONCALVES Armelle elyse	La tour du pin	1998	6.1	6.2	6.6	7.3	26.2
	MOZZICONACCI Héléna	Aubagne Gym	1997	6.2	6.6	7.3	6.1	26.2
16	DARRIGO Jessica	Aubagne Gym	1996	6.8	5.7	6.6	6.9	26.0
17	MAROUKIAN Julie	Aubagne Gym	1997	5.7	6.9	6.9	6.4	25.9
18	SARRET Léa	Vinay	1996	6.5	6.3	6.5	6.5	25.8
19	BAFOULOLOU Léa	Aubagne Gym	1997	6.2	5.9	7.1	6.5	25.7
	PORTALIER Naomi	Vinay	1997	6.3	5.7	6.9	6.8	25.7
21	GIRAUD Alicia	Marcy charbonnières	1998	6.2	6.2	6.3	6.9	25.6
	DEFrance Camille	La tour du pin	1998	6.3	6.3	6.3	6.7	25.6
	SAYN Elisa	Crest	1997	6.3	6.6	6.4	6.3	25.6
24	BERNARD Maricia	Crest	1998	6.0	5.7	6.7	6.9	25.3
25	BRUZEAU Marie	Crest	1996	5.9	5.2	6.9	7.0	25.0
26	CHARLAIX Ella	Gerland Mouche	1995	5.8	6.0	6.3	6.8	24.9
27	CLOR DECOCQ Fanny	Aubagne Gym	1995	5.3	5.5	7.3	6.7	24.8
28	DEBENOIT Marcellia	Gerland Mouche	1994	5.5	6.5	5.8	6.9	24.7
	RODRIGUES Joélie	Vinay	1995	5.4	6.3	6.3	6.7	24.7
30	MAZUY-BRUNON Chloé	Marcy charbonnières	1996	6.2	6.3	5.5	6.4	24.4
31	LEDEE Rosalie	Marcy charbonnières	1996	6.3	5.9	5.6	6.5	24.3
32	ROBIN Laura	St Priest	1996	5.1	5.7	6.2	7.2	24.2





33	BACHELOT Alice	Marcy charbonnières	1997	6.2	5.9	5.7	6.0	23.8
34	LEBLANC Emilie	Crest	1997	5.7	4.8	6.6	6.6	23.7
35	STAEBLER Anais	St Priest	1997	4.9	5.7	6.5	6.4	23.5
	STAEBLER Christelle	St Priest	1995	6.5	4.8	5.7	6.5	23.5
37	FAURE Amandine	Crest	1996	5.6	3.8	7.0	7.0	23.4
	REPELLIN Océane	Vinay	1998	5.5	5.0	6.2	6.7	23.4
	SILVESTRINI Elisa	Vinay	1997	5.7	6.0	5.8	5.9	23.4
40	SOUCHON Audrey	St Priest	1997	5.3	5.3	6.5	6.2	23.3
41	PITINZANO Cindy	Gerland Mouche	1994	5.7	6.6	4.5	6.3	23.1
42	CHIABRANDI Ornella	St Priest	1996	5.3	4.4	5.8	6.4	21.9
43	TRICARD Roxane	Marcy charbonnières	1996	5.3	5.2	5.0	6.2	21.7
44	PELLIGRAND Manon	St Priest	1996	4.7	1.6	6.7	5.8	18.8
45	WERRY Melissa	Gerland Mouche	1997	0.0	0.0	0.0	6.7	6.7
46	FORAY Camille	Marcy charbonnières	1995	0.0	0.0	0.0	0.0	0.0
	GOLLIOT Pauline	Crest	1998	0.0	0.0	0.0	0.0	0.0

## 5. FEMININ NIVEAU8 7-10 ans . SA\_DA (B) (individuels)

### 5.1. Résultats par équipes

	Equipe	Club					Total
1	St Priest	Gymnique association saint priest	0.0	0.0	0.0	0.0	0.0
	Domène	Etoile sportive doménoise	0.0	0.0	0.0	0.0	0.0
	La ciotat 2	Gymnaste club la ciotat	0.0	0.0	0.0	0.0	0.0
	Loriol	Groupe omnisports loriolais (gol)	0.0	0.0	0.0	0.0	0.0
	Crolles	Gym et rythme crolles	0.0	0.0	0.0	0.0	0.0
	Riorges	Olympique riorges gymnastique	0.0	0.0	0.0	0.0	0.0
	Millery	ESMC gym	0.0	0.0	0.0	0.0	0.0
	Massilia Olympic	Massilia olympic gym	0.0	0.0	0.0	0.0	0.0
	Apprieu	Apprieu avant garde section gym	0.0	0.0	0.0	0.0	0.0
	Voreppe	Voreppe la vaillante	0.0	0.0	0.0	0.0	0.0
	Mezzieu	FJEP Mezzieu	0.0	0.0	0.0	0.0	0.0

### 5.2. Résultats individuels

	Gymnaste	Equipe	Annee					Total
1	BOURENNANNE Marjana	St Priest	2001	0.0	0.0	0.0	0.0	0.0
	FLECHEUX Emlie	St Priest	2001	0.0	0.0	0.0	0.0	0.0
	MAHMOUD Assil	St Priest	2002	0.0	0.0	0.0	0.0	0.0
	MATHON Nina	St Priest	2002	0.0	0.0	0.0	0.0	0.0
	VERMOREL Clea	St Priest	2001	0.0	0.0	0.0	0.0	0.0
	VEZZOSI Angele	St Priest	2001	0.0	0.0	0.0	0.0	0.0
	BONORA Mia	Domène	2001	0.0	0.0	0.0	0.0	0.0
	BOUGNARD Célia	Domène	2001	0.0	0.0	0.0	0.0	0.0
	BURDET Lucile capucine	Domène	2001	0.0	0.0	0.0	0.0	0.0
	CONSUEGRA Kenza	Domène	2001	0.0	0.0	0.0	0.0	0.0
	GARCIA Pauline	Domène	2001	0.0	0.0	0.0	0.0	0.0
	GUILLAUD Célia	Domène	2001	0.0	0.0	0.0	0.0	0.0
	BATBY Laurine	La ciotat 2	2001	0.0	0.0	0.0	0.0	0.0
	KELLER Emma	La ciotat 2	2000	0.0	0.0	0.0	0.0	0.0
	KOSARIC Maya	La ciotat 2	2002	0.0	0.0	0.0	0.0	0.0
	LUCCI Andrea	La ciotat 2	2002	0.0	0.0	0.0	0.0	0.0
	PERRONE Camille	La ciotat 2	2000	0.0	0.0	0.0	0.0	0.0
	RODIER Samantha	La ciotat 2	2000	0.0	0.0	0.0	0.0	0.0
	AUDEMARD Camille	Loriol	2002	0.0	0.0	0.0	0.0	0.0
	BLACHIER Celina	Loriol	2002	0.0	0.0	0.0	0.0	0.0
	BONNET Maelle	Loriol	2002	0.0	0.0	0.0	0.0	0.0
	CHAUDIER May-liss	Loriol	2002	0.0	0.0	0.0	0.0	0.0
	CHAVE Mathilde	Loriol	2002	0.0	0.0	0.0	0.0	0.0
	ORIEZ Inola	Loriol	2001	0.0	0.0	0.0	0.0	0.0
	CALVIER Amelie	Crolles	2002	0.0	0.0	0.0	0.0	0.0
	DESMEURE Leane	Crolles	2002	0.0	0.0	0.0	0.0	0.0
	MOREL Elise	Crolles	2002	0.0	0.0	0.0	0.0	0.0





PAGNIER Suzanne	Crolles	2001	0.0	0.0	0.0	0.0	0.0
PASSAS Eva	Crolles	2001	0.0	0.0	0.0	0.0	0.0
BOURLIER Valentine	Riorges	2000	0.0	0.0	0.0	0.0	0.0
DEMARRE Faustine	Riorges	2001	0.0	0.0	0.0	0.0	0.0
DUCREUX Maelis	Riorges	2001	0.0	0.0	0.0	0.0	0.0
MAMET Aude	Riorges	2001	0.0	0.0	0.0	0.0	0.0
PIVOT Justine	Riorges	2001	0.0	0.0	0.0	0.0	0.0
REJONY Ilona	Riorges	2001	0.0	0.0	0.0	0.0	0.0
FRANCHETEAU Clara	Millery	2002	0.0	0.0	0.0	0.0	0.0
GUERRIN Lucie	Millery	2001	0.0	0.0	0.0	0.0	0.0
KOHLER Maya	Millery	2001	0.0	0.0	0.0	0.0	0.0
OUNNOUGHI Maeva	Millery	2002	0.0	0.0	0.0	0.0	0.0
SOKOLOFF Karolina	Millery	2001	0.0	0.0	0.0	0.0	0.0
VALADOUX-MIDOL Lilou	Millery	2002	0.0	0.0	0.0	0.0	0.0
ANDRIAMANDRANTO Christiana	Massilia Olympic	2002	0.0	0.0	0.0	0.0	0.0
BENFERS Jenna	Massilia Olympic	2001	0.0	0.0	0.0	0.0	0.0
FUSTE Julie	Massilia Olympic	2001	0.0	0.0	0.0	0.0	0.0
GUERINI Chloé	Massilia Olympic	2001	0.0	0.0	0.0	0.0	0.0
ROUSSET Emily	Massilia Olympic	2000	0.0	0.0	0.0	0.0	0.0
SURACE Maelys	Massilia Olympic	2002	0.0	0.0	0.0	0.0	0.0
AHMED CHAOUCH Selena	Apprieu	2002	0.0	0.0	0.0	0.0	0.0
CASTRO Leonie	Apprieu	2000	0.0	0.0	0.0	0.0	0.0
GEVAUDAN Agathe	Apprieu	2002	0.0	0.0	0.0	0.0	0.0
MOUNIER Eve	Apprieu	2001	0.0	0.0	0.0	0.0	0.0
PIOTIN Emma	Apprieu	2002	0.0	0.0	0.0	0.0	0.0
ROULEAU Meline	Apprieu	2001	0.0	0.0	0.0	0.0	0.0
BAQUE Charlotte	Voreppe	2001	0.0	0.0	0.0	0.0	0.0
BOUZIANE Solene	Voreppe	2000	0.0	0.0	0.0	0.0	0.0
DOUET Penelope	Voreppe	2001	0.0	0.0	0.0	0.0	0.0
MOURET Sophie	Voreppe	2000	0.0	0.0	0.0	0.0	0.0
RATIN Marilou	Voreppe	2002	0.0	0.0	0.0	0.0	0.0
ROBERT Lucie	Voreppe	2000	0.0	0.0	0.0	0.0	0.0
BERERA Elisa	Meyzieu	2000	0.0	0.0	0.0	0.0	0.0
DJELIDA Alessia	Meyzieu	2003	0.0	0.0	0.0	0.0	0.0
DOURIAUT Elise	Meyzieu	2001	0.0	0.0	0.0	0.0	0.0
DUCROT Océane	Meyzieu	2001	0.0	0.0	0.0	0.0	0.0
MACHILLOT Juline	Meyzieu	2001	0.0	0.0	0.0	0.0	0.0
TERRASSE Manon	Meyzieu	2000	0.0	0.0	0.0	0.0	0.0

## 6. FEMININ NIVEAU8 11 + . SA\_DA (individuels)

### 6.1. Résultats par équipes

	Equipe	Club					Total
1	Bourg de thiziy	L etoile et les jeunes etoiles	25.0	27.9	27.3	27.4	107.6
2	Martigues	Sports loisirs culture Martigues	23.9	27.8	26.9	27.9	106.5
3	Autun	LA VAILLANTE	23.9	28.4	25.1	28.3	105.7
4	Allex	Section gymnique allex	21.6	27.0	24.8	26.6	100.0
5	Albens	Union gymnique albens	22.8	26.9	22.7	27.5	99.9





### 6.2. Résultats individuels

	Gymnaste	Equipe	Annee					Total
1	MATHIEU Charlène	Autun	1997	6.5	7.3	6.3	7.2	27.3
2	REBECCA Fiona	Martigues	1996	6.4	7.2	6.5	7.1	27.2
3	CHAMBOSSE Pauline	Bourg de thiziy	1998	6.2	6.9	6.9	7.1	27.1
4	ZERROUK Ines	Martigues	1998	6.3	6.7	6.8	7.0	26.8
5	GINET Maeva	Bourg de thiziy	1996	5.8	7.1	6.9	6.9	26.7
6	TOCQUE Marie	Martigues	1997	5.7	6.9	6.9	7.1	26.6
7	MOURIER Joanna	Bourg de thiziy	1998	5.6	7.0	6.8	7.0	26.4
8	CHAUZI MORGANE	Allex	1995	5.9	7.0	6.4	7.0	26.3
9	PAQUIER Sarah	Autun	1997	5.7	6.9	6.2	7.2	26.0
10	AGUILAR Aurore	Bourg de thiziy	1996	6.3	6.9	6.7	6.0	25.9
	FLETY Jeanne	Autun	1998	5.7	6.9	6.6	6.7	25.9
12	ROCH Camille	Bourg de thiziy	1995	6.7	6.8	6.0	6.2	25.7
	MOREAU Lucile	Autun	1995	6.0	7.0	5.7	7.0	25.7
14	PEYRARD MARGAUX	Allex	1999	5.4	6.7	6.5	6.8	25.4
15	BIALEK Laurie	Martigues	1994	5.3	6.9	6.6	6.3	25.1
	DE CAMPOS VALETTE LEA	Allex	1997	5.6	6.7	6.7	6.1	25.1
17	CARRION Mathilde	Autun	1997	4.8	7.2	6.0	6.9	24.9
18	BOURGEOIS MARGAUX	Albens	1999	5.2	7.0	5.6	7.0	24.8
19	TINET Ludivine	Bourg de thiziy	1998	5.5	6.9	5.6	6.4	24.4
20	SLIMANI Imane	Martigues	1999	5.5	6.5	5.9	6.2	24.1
	FRIGERIO NOEMIE	Albens	1998	5.0	6.7	5.6	6.8	24.1
	MARIE BERTILLE	Albens	1997	5.4	7.0	5.3	6.4	24.1
23	BETEMPS EMMA	Albens	1995	5.9	5.6	5.7	6.7	23.9
	BOUKHAMLA CELIA	Albens	1999	5.5	5.8	5.8	6.8	23.9
25	THURIES CLOTHILDE	Albens	1998	6.0	6.2	4.5	6.9	23.6
26	PAQUE VALLON ELOISE	Allex	1999	4.7	6.6	5.2	6.6	23.1
27	BONNARD MAEVA	Allex	1997	4.6	6.3	4.9	6.2	22.0
28	PETIT Marylou	Martigues	1996	0.0	6.8	6.6	6.7	20.1
29	FERRATIER MARJORIE	Allex	1997	0.0	0.0	0.0	0.0	0.0





**Résultats de la compétition**  
***Finale inter régionale du groupe 2***  
***St Rambert d'Albon***  
***28 et 29 Mai 2011***

# 1. FEMININ NIVEAU8 7-8 ans . SA\_DA (individuels)

## 1.1. Résultats par équipes

	Equipe	Club					Total
1	Riorges	Olympique riorges gymnastique	26.4	28.6	28.4	27.3	110.7
2	Vénissieux	Cmo vénissieux	25.2	27.1	29.0	29.0	110.3
3	Vaugneray	Union sportive de l'ouest lonnais	26.4	28.5	27.1	27.5	109.5
4	Boen AL	Amicale laiue de boen	25.9	28.6	25.1	27.2	106.8
5	Trets	Gymnastique sportive tretsoise	25.1	28.3	25.6	26.7	105.7
6	Marseille CSMB	Club sportif montolivet bois-luzy	24.5	28.7	25.3	26.8	105.3
7	Villefranche Femina	Fémina gymnique de villefranche	23.5	25.6	28.2	27.9	105.2
8	Lozanne	Gym lozanne	25.1	25.7	27.3	26.9	105.0
9	Chaponnay	Chaponnay gym	24.9	25.6	26.5	26.8	103.8
10	Chateaurenard	Indépendante chateaurenard	24.2	27.9	25.8	25.8	103.7
11	Marcy charbonnières	As marcy-charbonnières	23.1	26.4	24.8	25.6	99.9
12	Corbas	Corbas gym	23.6	24.2	24.0	27.1	98.9

## 1.2. Résultats individuels





	Gymnaste	Equipe	Annee					Total
1	BOUSAHLA Sirine	Vénissieux	2003	6.4	6.8	7.5	7.2	27.9
	CHENAT Samantha	Vaugneray	2002	6.9	7.0	7.1	6.9	27.9
3	ZERBINI Eva	Riorges	2003	6.6	7.2	6.8	7.1	27.7
4	BONNIN Néréa	Vénissieux	2003	6.3	6.7	7.3	7.3	27.6
	ROCHARD Eleonore	Riorges	2002	6.8	6.9	7.2	6.7	27.6
	LEFEVRE Axelle	Vaugneray	2002	6.9	6.8	6.9	7.0	27.6
7	CHAPOT Armelle	Boen AL	2002	6.8	7.6	6.0	7.0	27.4
8	KEDDAD Sirine	Vénissieux	2003	6.1	6.9	6.9	7.3	27.2
	THAMMAVONG Karla	Marseille CSMB	2002	6.5	7.4	6.5	6.8	27.2
10	DURAND Louna	Boen AL	2002	6.5	7.3	6.4	6.8	27.0
	LYONNET Lea	Villefranche Femina	2003	5.7	6.9	7.3	7.1	27.0
12	RACHEDI Desiree	Trets	2003	6.6	7.3	6.2	6.8	26.9
	DEBRION Lou	Villefranche Femina	2003	6.2	6.6	6.9	7.2	26.9
14	D\ALMEIDA Maylis	Vénissieux	2003	6.4	6.7	6.5	7.2	26.8
	GHERBI Inés	Vénissieux	2002	5.8	6.7	7.1	7.2	26.8
	FROBERT Elise	Riorges	2002	5.8	7.3	7.1	6.6	26.8
17	DUCOMBS Emma	Trets	2003	6.4	7.1	6.6	6.6	26.7
	LE PALLEC Maelle	Chaponnay	2002	6.3	6.8	6.5	7.1	26.7
19	DELORME Calista	Riorges	2002	6.5	7.2	6.1	6.7	26.5
20	GIRAUD Ophelie	Vaugneray	2002	6.2	7.1	6.2	6.9	26.4
21	ACHARD Pauline	Villefranche Femina	2003	5.9	6.1	7.2	7.1	26.3
	DI SANTO Maud	Vénissieux	2003	5.8	6.7	7.1	6.7	26.3
23	DAVAL Ines	Boen AL	2002	5.9	7.0	6.6	6.6	26.1
	DE BRITO Laura	Boen AL	2002	6.7	6.7	5.9	6.8	26.1
	PUJANTE Lucie	Chateaurenard	2003	6.3	6.8	6.5	6.5	26.1
	HEIZMANN Leslie	Lozanne	2002	5.9	6.4	6.9	6.9	26.1
27	DE SOUSA Johanna	Corbas	2003	6.0	6.1	6.9	7.0	26.0
	BIQUILLON Eva	Marseille CSMB	2002	5.9	7.2	6.6	6.3	26.0
	JACQUIER Lorine	Chaponnay	2002	6.7	6.8	6.3	6.2	26.0
30	COUTURIER Eleonore	Marcy charbonnières	2002	6.6	6.8	6.3	6.2	25.9







	ALVAREZ Sarah	Chateaurenard	2003	6.1	7.3	5.9	6.6	25.9
	ROBERT Eloise	Lozanne	2002	6.3	6.0	7.0	6.6	25.9
33	COLSON Clara	Chateaurenard	2002	6.0	7.1	6.4	6.3	25.8
	ARLAUD Laura	Vaugneray	2002	5.9	7.3	6.4	6.2	25.8
	LEFEVRE Caroline	Vaugneray	2002	6.4	7.1	5.6	6.7	25.8
	PEREZ Camille	Marseille CSMB	2003	6.5	6.7	6.1	6.5	25.8
	HERVIER Clemence	Lozanne	2002	6.3	6.2	6.5	6.8	25.8
38	IAQUINTA Carla	Trets	2003	6.5	6.8	6.3	6.0	25.6
	BETTINGER Jeanne	Chaponnay	2002	6.2	5.9	6.8	6.7	25.6
40	GUILLET Marie	Marcy charbonnières	2002	5.4	6.9	6.0	7.1	25.4
41	PAPAIX Lalou	Trets	2003	5.1	7.0	6.5	6.7	25.3
	FALZEI Oceane	Chateaurenard	2002	5.8	6.4	6.9	6.2	25.3
	ROLIN Estelle	Marseille CSMB	2002	5.6	7.0	6.1	6.6	25.3
44	BURNICHON Charlyne	Riorges	2002	6.5	4.6	7.3	6.8	25.2
45	DOMINICI Laurie	Trets	2002	5.6	6.9	6.0	6.6	25.1
	CARNEIRO Meline	Vaugneray	2002	6.1	6.5	6.7	5.8	25.1
	BIZOLLON Fanny	Lozanne	2002	6.3	7.1	6.0	5.7	25.1
48	FEUILLET Eve	Chaponnay	2002	5.7	5.9	6.4	6.7	24.7
	TOMASSO Cléa	Chaponnay	2002	5.5	6.1	6.8	6.3	24.7
50	RAUFASTE Margaux	Marseille CSMB	2002	5.6	7.1	4.9	6.9	24.5
51	LEBRUN Maelle	Marcy charbonnières	2002	5.2	6.9	6.3	6.0	24.4
52	PAYET Elyna	Villefranche Femina	2003	5.7	6.0	6.8	5.8	24.3
	ABBALLE Ornella	Corbas	2002	5.7	5.7	6.1	6.8	24.3
	BENTAHAR Sofia	Chateaurenard	2002	5.2	6.7	6.0	6.4	24.3
55	VIGNON GUIGOU Clarisse	Lozanne	2002	6.2	5.1	6.9	6.0	24.2
56	FORT Clara	Marcy charbonnières	2002	5.8	5.8	6.2	6.3	24.1
	RAY Anne-Laure	Lozanne	2003	6.0	6.0	5.5	6.6	24.1
58	DYEN Sarah	Corbas	2002	5.7	5.9	5.6	6.7	23.9
59	JAMETTE Thais	Trets	2003	5.6	6.6	5.3	6.2	23.7
60	GUILLOT Jade	Boen AL	2002	5.9	5.7	6.1	5.7	23.4
61	BENABDALLAH Lahna	Villefranche Femina	2003	5.6	5.6	5.6	6.5	23.3
62	PEREIRA Katia	Corbas	2002	6.2	5.0	5.4	6.6	23.2
63	MURAT Romane	Boen AL	2003	5.5	5.9	6.0	5.3	22.7
64	MERAUD Alicia	Chaponnay	2003	5.1	5.5	5.4	6.0	22.0
65	ILTIS Lorine	Corbas	2003	5.3	6.5	4.2	5.3	21.3
66	ROSE Marine	Marcy charbonnières	2003	5.3	4.8	4.7	5.2	20.0
67	POUCHOU Lauralie	Villefranche Femina	2003	0.0	0.0	0.0	0.0	0.0
	LAMRI Shaina	Corbas	2002	0.0	0.0	0.0	0.0	0.0

## 2. FEMININ NIVEAU7 7-10 ans . SA\_DA (individuels)

### 2.1. Résultats par équipes

	Equipe	Club					Total
1	Rhodia club	Rhodia-Club Gymnastique	27.4	29.1	30.0	30.5	117.0
2	ESSM	ST MARTIN D'HERES	29.0	28.2	29.9	29.6	116.7
3	Millery	ESMC gym	27.4	27.7	29.8	30.4	115.3
4	Vinay	Vinay	27.0	28.5	29.6	29.8	114.9
5	Villefranche Femina	Fémia gymnique de villefranche	27.3	29.0	28.7	29.2	114.2
6	Trets	Gymnastique sportive tretsoise	28.3	28.4	29.1	27.8	113.6
7	Gerland Mouche	A. L. gerland mouche	26.4	26.0	30.2	29.4	112.0
8	Jonage	E.s.j gymnastique artistique	28.0	26.3	29.0	27.8	111.1
9	Chaponnay	Chaponnay gym	27.5	27.4	27.4	28.4	110.7
10	St Priest	Gymnique association saint priest	26.3	26.7	28.9	28.7	110.6
11	Massilia Olympic	Massilia olympic gym	26.6	26.3	28.1	28.3	109.3
12	Corbas	Corbas gym	24.3	26.8	27.3	29.3	107.7
13			0.0	0.0	0.0	0.0	0.0

### 2.2. Résultats individuels

	Gymnaste	Equipe	Annee					Total
1	CREPIEUX Juliette	Chaponnay	2002	7.4	7.3	7.4	7.9	30.0
2	MALDJI Melinda	Villefranche Femina	2002	7.2	7.5	7.5	7.3	29.5
	VANBECELAERE Evie	Millery	2002	6.8	7.3	7.5	7.9	29.5
	BIT-MIGNON Candice	Vinay	2001	6.9	7.3	7.6	7.7	29.5
	GREMILLET Morgane	ESSM	2001	7.4	6.7	7.6	7.8	29.5
6	CANO Lea	Rhodia club	2000	6.9	7.3	7.4	7.7	29.3
7	BATBEDAT Estelle	Gerland Mouche	2000	7.2	6.5	7.8	7.7	29.2
	BOERO Ornella	ESSM	2000	7.1	7.3	7.6	7.2	29.2
9	BOUCHAUD Léa	Gerland Mouche	2001	6.6	7.1	7.8	7.6	29.1
	CHAUSSINAND Lisa	Rhodia club	2001	6.6	7.4	7.8	7.3	29.1
11	VEN IAMETTI Nina	Millery	2000	7.0	7.0	7.5	7.5	29.0
	CHAMBOULLEYRON Lisa	ESSM	2000	7.4	6.8	7.5	7.3	29.0
13	CHATRIE Alicia	Rhodia club	2000	6.9	7.2	7.1	7.7	28.9
14	BOUTEILLER Chloé	Villefranche Femina	2001	6.2	7.4	7.3	7.9	28.8
15	VIOLETTE Anaïs	Millery	2001	6.9	6.8	7.3	7.6	28.6
16	SAINT YVES Emmie	Trets	2001	7.1	7.2	7.3	6.8	28.4
	BOLLAND Léna	Corbas	2001	6.6	7.2	6.9	7.7	28.4
	BORGEY Noemie	Rhodia club	2000	6.6	6.7	7.6	7.5	28.4
19	GEOFFROY Ambre	St Priest	2000	7.1	6.6	7.2	7.4	28.3
	BERNERD Claudia	Rhodia club	2001	7.0	6.6	7.2	7.5	28.3
	D'ALESSANDRO Elsa	Chaponnay	2001	6.8	7.3	7.2	7.0	28.3
22	PYTEL Ysee	St Priest	2001	6.7	6.9	7.2	7.3	28.1
	GHISALBERTI Eloise	Massilia Olympic	2001	7.1	6.7	7.3	7.0	28.1
	BORLE Jade	Vinay	2001	6.6	7.0	7.2	7.3	28.1
	ODEYER Charlène	Vinay	2000	6.5	6.9	7.5	7.2	28.1
	GRANDGUILLOTTE Priscilia	ESSM	2000	6.6	7.0	7.2	7.3	28.1





	MONCEL Elisa	ESSM	2000	7.1	7.1	7.0	6.9	28.1
28	GUYOTOT Shan	Jonage	2001	7.1	6.9	7.0	6.9	27.9
	BOREL Emma	Vinay	2002	6.0	7.3	7.3	7.3	27.9
	LOCATELLI Malory	Vinay	2000	6.8	6.6	7.0	7.5	27.9
31	LECHEVALIER Evenly	Trets	2000	6.6	7.1	7.1	7.0	27.8
	LECOURT Emilie	Trets	2001	6.9	6.8	7.2	6.9	27.8
	ORSET Emma	Jonage	2000	6.8	6.3	7.7	7.0	27.8
34	ANTOINE Julie	Trets	2000	7.2	7.2	6.8	6.5	27.7
	DESGRANGE Alicia	Villefranche Femina	2001	6.6	7.2	6.9	7.0	27.7
	SEIGNER Anais	Villefranche Femina	2001	6.9	6.9	7.0	6.9	27.7
	SCIANDRA Alice	Jonage	2001	7.2	6.5	7.3	6.7	27.7
	BECHU Laura	Vinay	2001	6.7	6.6	7.1	7.3	27.7
39	PAPAIX Oriane	Trets	2000	7.0	6.9	6.8	6.9	27.6
40	LARNAUD Clarisse	Trets	2000	7.0	6.0	7.5	7.0	27.5
41	BENEVENT Lucie	Villefranche Femina	2002	6.6	6.9	6.9	7.0	27.4
42	FERRARI Juliette	Jonage	2002	6.9	6.6	6.6	7.2	27.3
	VILLENEUVE Pauline	Massilia Olympic	2002	6.7	6.5	7.1	7.0	27.3
44	FAURE Sarah	Gerland Mouche	2000	6.3	6.3	7.6	7.0	27.2
	RAPILLARD Maryon	Corbas	2000	6.2	6.9	6.7	7.4	27.2
46	POSSICH Morjiane	Rhodia club	2001	6.0	7.2	6.3	7.6	27.1
47	THIVEND Lilas	Millery	2000	6.7	6.6	6.5	6.9	26.7
48	JOLY Cassandre	Corbas	2001	5.8	6.7	7.0	7.1	26.6
	VIALLARD Maureen	Millery	2002	6.7	5.0	7.5	7.4	26.6
50	RODRIGUES Cecile	St Priest	2001	6.5	6.0	7.0	7.0	26.5
51	MARZE Lou	Gerland Mouche	2001	6.3	6.1	6.9	7.1	26.4
	DUMONT Emma	Jonage	2002	6.8	6.3	6.9	6.4	26.4
	TOCCI Anais	Massilia Olympic	2001	6.3	6.7	6.1	7.3	26.4
54	KNEIB Anne douce	Massilia Olympic	2000	6.5	6.4	6.3	7.0	26.2
55	MOYRET Tristana	St Priest	2001	5.7	6.7	6.7	6.9	26.0
	VOCHRE Anne laure	St Priest	2001	6.0	6.3	7.5	6.2	26.0
	FALCHETTO Auriane	Massilia Olympic	2001	6.2	5.9	7.0	6.9	26.0
	MANJOT Daphné	Chaponnay	2000	6.9	6.3	5.9	6.9	26.0
59	KHAIR Eloise	Chaponnay	2000	6.4	6.5	6.4	6.6	25.9
60	CLAIR Julie	St Priest	2001	5.9	6.5	6.4	7.0	25.8
61	DUBOIS Morgane	Corbas	2000	5.7	6.0	6.7	7.1	25.5
	LARDERET Lilou	Jonage	2000	6.3	5.9	7.0	6.3	25.5
63	ESTEOULE Noémie	Millery	2001	6.2	4.5	7.2	7.4	25.3
64	MOZINA Marie	Villefranche Femina	2002	5.7	6.7	6.5	6.1	25.0
65	MUTI Manon	Massilia Olympic	2000	6.1	5.1	6.7	6.3	24.2
66	ROS Emma	Gerland Mouche	2000	6.3	4.0	6.4	6.9	23.6
67	DUGELAY Clarisse	Chaponnay	2000	5.7	5.6	6.4	5.7	23.4
68	LAGIER Zoé	Chaponnay	2001	4.6	5.9	5.6	5.8	21.9
69	ACACIA Emma	Gerland Mouche	2000	0.0	2.7	7.0	6.6	16.3
70	LAFILAY Marie	Corbas	2000	0.0	0.0	0.0	0.0	0.0
	SANCHEZ Margaux	Corbas	2000	0.0	0.0	0.0	0.0	0.0
	1		0	0.0	0.0	0.0	0.0	0.0
	2		0	0.0	0.0	0.0	0.0	0.0
	3		0	0.0	0.0	0.0	0.0	0.0
	4		0	0.0	0.0	0.0	0.0	0.0
	5		0	0.0	0.0	0.0	0.0	0.0
	6		0	0.0	0.0	0.0	0.0	0.0

### 3. FEMININ NIVEAU8 7-10 ans . SA\_DA (C) (individuels)

#### 3.1. Résultats par équipes

	Equipe	Club					Total
1	Anse	Jeunesse ansoise	0.0	0.0	0.0	0.0	0.0
	St Rambert d Albon 1	ASCR Gym	0.0	0.0	0.0	0.0	0.0
	St Rambert d Albon 2	ASCR Gym	0.0	0.0	0.0	0.0	0.0
	Villette d Anthon	Villette gym	0.0	0.0	0.0	0.0	0.0
	Villette d Anthon 2	Villette gym	0.0	0.0	0.0	0.0	0.0
	Boen AL 1	Amicale laiue de boen	0.0	0.0	0.0	0.0	0.0
	Voiron	Amicale laiue de voiron	0.0	0.0	0.0	0.0	0.0
	Corbas	Corbas gym	0.0	0.0	0.0	0.0	0.0
	La tour du pin	L'alerte gymnastique la tour du pin	0.0	0.0	0.0	0.0	0.0
	Irigny	Amicale laiue irigny	0.0	0.0	0.0	0.0	0.0
	St Vulbas	gym saint vulbas	0.0	0.0	0.0	0.0	0.0
	Seyssins	CLUB GYMNIQUE TRAMPOLINE DE SEYSSINS	0.0	0.0	0.0	0.0	0.0
	Villeurbanne ASL	A.S.L.Gratte-Ciel	0.0	0.0	0.0	0.0	0.0

#### 3.2. Résultats individuels

	Gymnaste	Equipe	Annee					Total
1	CLOUVEL FANNY	Anse	2001	0.0	0.0	0.0	0.0	0.0
	COMBOURG CAMILLE	Anse	2001	0.0	0.0	0.0	0.0	0.0
	ECHAIB LYLIA	Anse	2001	0.0	0.0	0.0	0.0	0.0
	HERAUD ALEXIA	Anse	2001	0.0	0.0	0.0	0.0	0.0
	JAMARD MARINE	Anse	2001	0.0	0.0	0.0	0.0	0.0
	VOISIN FIONA	Anse	2001	0.0	0.0	0.0	0.0	0.0
	CONRRAD TIFFANY	St Rambert d Albon 1	2000	0.0	0.0	0.0	0.0	0.0
	GRIMALDI MANON	St Rambert d Albon 1	2001	0.0	0.0	0.0	0.0	0.0
	MATEOS MELANIE	St Rambert d Albon 1	2000	0.0	0.0	0.0	0.0	0.0
	OLIVIERO ELISA	St Rambert d Albon 1	2000	0.0	0.0	0.0	0.0	0.0
	REY CELIA	St Rambert d Albon 1	2000	0.0	0.0	0.0	0.0	0.0
	REYNAUD AMBRE	St Rambert d Albon 1	2001	0.0	0.0	0.0	0.0	0.0
	DUC ALIZEE	St Rambert d Albon 2	2000	0.0	0.0	0.0	0.0	0.0
	GAILLED RAT GAELLE	St Rambert d Albon 2	2000	0.0	0.0	0.0	0.0	0.0
	HERBE ROMANAT JULIETTE	St Rambert d Albon 2	2000	0.0	0.0	0.0	0.0	0.0
	PIERRET SARAH	St Rambert d Albon 2	2000	0.0	0.0	0.0	0.0	0.0
	SASSI CAMILLE	St Rambert d Albon 2	2000	0.0	0.0	0.0	0.0	0.0
	STRAUB SOPHIE	St Rambert d Albon 2	2000	0.0	0.0	0.0	0.0	0.0
	BOURDILLON Emma	Villette d Anthon	2000	0.0	0.0	0.0	0.0	0.0
	GOMEZ Carla	Villette d Anthon	2001	0.0	0.0	0.0	0.0	0.0
	GUICHON Marion	Villette d Anthon	2001	0.0	0.0	0.0	0.0	0.0
	KECK Tyfenn	Villette d Anthon	2001	0.0	0.0	0.0	0.0	0.0
	MARIE Maëva	Villette d Anthon	2000	0.0	0.0	0.0	0.0	0.0
	ALLEGATIERE Manon	Villette d Anthon 2	2001	0.0	0.0	0.0	0.0	0.0
	CAPORICCI Linda	Villette d Anthon 2	2001	0.0	0.0	0.0	0.0	0.0
	LELONG Pauline	Villette d Anthon 2	2001	0.0	0.0	0.0	0.0	0.0
	NGOUNOU Pauline	Villette d Anthon 2	2003	0.0	0.0	0.0	0.0	0.0
	PERRIER Charlotte	Villette d Anthon 2	2001	0.0	0.0	0.0	0.0	0.0





	BESSION XAVIER Charlotte	Boen AL 1	2001	0.0	0.0	0.0	0.0	0.0
	DURAND Lea	Boen AL 1	2001	0.0	0.0	0.0	0.0	0.0
	ESTANO Eugenie	Boen AL 1	2001	0.0	0.0	0.0	0.0	0.0
	MASSACRIER Lou	Boen AL 1	2001	0.0	0.0	0.0	0.0	0.0
	PARSIGNY Leonie	Boen AL 1	2001	0.0	0.0	0.0	0.0	0.0
	PORTE Zoe	Boen AL 1	2001	0.0	0.0	0.0	0.0	0.0
	CORDEIRO Jessica	Voiron	2002	0.0	0.0	0.0	0.0	0.0
	GEORJON Iris	Voiron	2000	0.0	0.0	0.0	0.0	0.0
	PEYTON Mika	Voiron	2002	0.0	0.0	0.0	0.0	0.0
	VIAL Juliette	Voiron	2000	0.0	0.0	0.0	0.0	0.0
	VIAL-MOLLY Lucie	Voiron	2002	0.0	0.0	0.0	0.0	0.0
	BOUAOUD Diana	Corbas	2001	0.0	0.0	0.0	0.0	0.0
	DECAMPS Léa	Corbas	2000	0.0	0.0	0.0	0.0	0.0
	DELAGÉ Mathilde	Corbas	2001	0.0	0.0	0.0	0.0	0.0
	MARCO Anais	Corbas	2000	0.0	0.0	0.0	0.0	0.0
	ROBERT Maéva	Corbas	2001	0.0	0.0	0.0	0.0	0.0
	SEGADO Laurine	Corbas	2000	0.0	0.0	0.0	0.0	0.0
	BOUCHEZ Annaël	La tour du pin	2002	0.0	0.0	0.0	0.0	0.0
	CARBONNIER Elora	La tour du pin	2000	0.0	0.0	0.0	0.0	0.0
	DEGLAINE Leonie	La tour du pin	2000	0.0	0.0	0.0	0.0	0.0
	JARGOT Tyméa	La tour du pin	2001	0.0	0.0	0.0	0.0	0.0
	POZZUOLI Florence	La tour du pin	2001	0.0	0.0	0.0	0.0	0.0
	ALONZO Ambre	Irigny	2001	0.0	0.0	0.0	0.0	0.0
	BRUNOIS Lou ann	Irigny	2000	0.0	0.0	0.0	0.0	0.0
	FOLLIASSON Marina	Irigny	2001	0.0	0.0	0.0	0.0	0.0
	GRADINARU Juliette	Irigny	2001	0.0	0.0	0.0	0.0	0.0
	KOUGNON Nelly	Irigny	2001	0.0	0.0	0.0	0.0	0.0
	WESPIERER Mathilde	Irigny	2000	0.0	0.0	0.0	0.0	0.0
	CHARNAY Charlotte	St Vulbas	2000	0.0	0.0	0.0	0.0	0.0
	NGUYEN Sarah	St Vulbas	2001	0.0	0.0	0.0	0.0	0.0
	PENACHE Valeria	St Vulbas	2002	0.0	0.0	0.0	0.0	0.0
	ROLLAND Amandine	St Vulbas	2001	0.0	0.0	0.0	0.0	0.0
	ROLLAND Coralie	St Vulbas	2001	0.0	0.0	0.0	0.0	0.0
	TARAH Vitale	St Vulbas	2002	0.0	0.0	0.0	0.0	0.0
	ARDAILLON Heloise	Seyssins	2000	0.0	0.0	0.0	0.0	0.0
	BARD Clara	Seyssins	2001	0.0	0.0	0.0	0.0	0.0
	CAZENAVE Floriane	Seyssins	2002	0.0	0.0	0.0	0.0	0.0
	CONSIGNY Soline	Seyssins	2000	0.0	0.0	0.0	0.0	0.0
	MIACHON Louise	Seyssins	2001	0.0	0.0	0.0	0.0	0.0
	PENY Penelope	Seyssins	2001	0.0	0.0	0.0	0.0	0.0
	BERNAUDON Marie	Villeurbanne ASL	2001	0.0	0.0	0.0	0.0	0.0
	DURAND Aline	Villeurbanne ASL	2000	0.0	0.0	0.0	0.0	0.0
	POCHET Lélia	Villeurbanne ASL	2000	0.0	0.0	0.0	0.0	0.0
	PROVOST-FLEURY Alix	Villeurbanne ASL	2001	0.0	0.0	0.0	0.0	0.0
	RODRIGUES Ines	Villeurbanne ASL	2000	0.0	0.0	0.0	0.0	0.0
	WEINBRENNER Astrid	Villeurbanne ASL	2000	0.0	0.0	0.0	0.0	0.0

## 4. FEMININ NIVEAU7 9-12 ans . SA\_DA (B) (individuels)

### 4.1. Résultats par équipes

	Equipe	Club					Total
1	Besayes	Union s.c. de besayes	28.2	28.9	26.4	27.2	110.7
2	Vaugneray	Union sportive de l'ouest lonnais	27.0	29.1	26.3	27.3	109.7
3	Jonage	E.s.j gymnastique artistique	27.6	27.3	26.5	27.9	109.3
4	Meyzieu	FJEP Meyzieu	26.8	26.2	27.7	27.1	107.8
5	Domène	Etoile sportive doménoise	27.2	27.1	26.1	27.0	107.4
6	La Mure	La mure gym club	27.0	26.4	26.9	26.9	107.2
7	La ciotat 1	Gymnaste club la ciotat	26.5	25.3	27.0	28.2	107.0
	Rhodia club	Rhodia-Club Gymnastique	26.5	25.7	26.9	27.9	107.0
9	Amplepuis	La fraternelle	27.1	26.4	26.7	26.4	106.6
10	Loriol	Groupe omnisports loriolais (gol)	26.9	26.5	26.4	25.2	105.0
11	Marseille CSMB	Club sportif montolivet bois-luzy	25.3	24.3	26.0	25.5	101.1
12	Seyssins	CLUB GYMNIQUE TRAMPOLINE DE SEYSSINS	25.9	24.9	25.4	24.6	100.8

### 4.2. Résultats individuels

	Gymnaste	Equipe	Annee					Total
1	BERERA Samantha	Meyzieu	1998	7.4	7.5	7.1	6.6	28.6
2	CLAIR Laura	Loriol	2000	7.1	7.2	7.4	6.7	28.4
3	PACTOL Jake	Vaugneray	2000	7.0	7.9	6.2	7.2	28.3
4	BONNET Lucie	Besayes	2001	7.5	7.6	6.0	7.1	28.2
5	CHAFFARD Anouk	Domène	2000	6.9	7.4	6.9	6.8	28.0
	BERLIOUX Florence	La Mure	1999	7.0	6.9	7.0	7.1	28.0
7	FRUCTUS Melina	Jonage	1998	7.0	7.3	6.7	6.9	27.9
8	COUCHARD Justine	Jonage	1999	6.6	6.6	7.6	7.0	27.8
9	DUMORTIER Laurine	Vaugneray	2001	7.3	7.0	7.0	6.4	27.7
	COHET Marine	Besayes	2001	6.9	7.2	6.8	6.8	27.7
11	BENED Ludivine	Besayes	1999	6.9	7.3	6.8	6.6	27.6
	REVIL Chloé	Meyzieu	2000	6.2	7.1	7.0	7.3	27.6
13	BERTRAND Lisa	Rhodia club	1999	6.5	6.9	7.0	7.1	27.5
14	PAILLET Marlyne	Amplepuis	1998	7.0	7.1	6.8	6.3	27.2
15	FADDA Olivia	La ciotat 1	1998	6.6	6.4	7.0	6.9	26.9
	GIARDINA Leonie	Marseille CSMB	1999	7.3	6.5	6.4	6.7	26.9
	MARIANI Stella	Marseille CSMB	1999	5.9	7.0	7.1	6.9	26.9
18	TROMPARANT Océane	Loriol	1999	6.4	7.0	6.5	6.9	26.8
	DE L'ASSOMPTION Alice	Jonage	2000	7.5	6.6	5.9	6.8	26.8
	FAVEL Ludmilla	Rhodia club	1999	6.7	6.6	6.5	7.0	26.8
21	MONACO Chloé	Domène	2000	6.9	6.6	6.5	6.7	26.7
	ROUSSET Juliette	Jonage	1998	6.5	6.8	6.2	7.2	26.7
	CARACATZANIS Constance	Vaugneray	1999	6.2	7.0	6.9	6.6	26.7
	CHOMEL Charlotte	Besayes	1999	6.7	6.8	6.7	6.5	26.7
25	LEBERQUIER Mathilde	Vaugneray	2001	6.5	7.2	6.2	6.7	26.6

26	DUFOUR Laura	Loriol	2000	6.9	6.8	7.0	5.8	26.5
	SOULAGE Orianne	La Mure	1999	6.6	6.2	7.1	6.6	26.5
28	PEYRAUD Maëlys	Amplepuis	2001	6.8	6.4	6.5	6.6	26.3
	RICHER Oriane	Amplepuis	1998	6.8	6.1	6.8	6.6	26.3
	GIRARDOT Margaux	La Mure	1999	6.3	6.8	6.7	6.5	26.3
31	BOSSUS Mylene	La ciotat 1	1998	7.1	6.0	6.4	6.7	26.2
	UNG Lam lam	La ciotat 1	2000	6.4	6.6	6.8	6.4	26.2
	PETIT Lison	Seyssins	1998	6.5	6.5	6.8	6.4	26.2
	GOLAIN Romane	Meyzieu	2000	6.6	5.8	7.1	6.7	26.2
35	FAY Julie	Domène	1999	6.5	6.4	6.3	6.9	26.1
36	PIAGET Julie	Domène	1999	6.9	6.7	5.8	6.6	26.0
37	PAILLET Maëllane	Amplepuis	2000	6.5	6.8	6.6	5.9	25.8
38	HUGUENIN Vickie	Besayes	1999	6.4	6.4	6.1	6.7	25.6
39	CERMAL Eloise	La ciotat 1	2000	6.4	5.2	6.8	7.1	25.5
	PEREZ Audrey	Rhodia club	1999	7.1	6.0	5.7	6.7	25.5
41	LAFRANCESCHINA Chloe	Seyssins	1999	6.4	7.0	5.6	6.4	25.4
42	PASQUIER Lena	Rhodia club	2000	6.2	6.0	6.2	6.9	25.3
43	LAURENT Clémence	La ciotat 1	2001	5.7	6.3	6.0	7.1	25.1
	EL OUARGHI Morgane	Meyzieu	1998	6.6	5.8	6.2	6.5	25.1
45	FELIX Solène	La Mure	1998	6.7	6.5	5.5	6.3	25.0
	MAROTTA Justine	La Mure	1999	6.0	6.2	6.1	6.7	25.0
47	RIGNY Anouk	Domène	1999	6.4	5.9	6.2	6.4	24.9
	LAVIGNE Julie	Rhodia club	1999	6.0	5.2	6.8	6.9	24.9
49	PAPOT-LIBERAL Violaine	Amplepuis	1998	6.2	6.1	5.6	6.9	24.8
50	BROQUET Johanna	Domène	1999	5.7	6.1	6.4	6.5	24.7
51	MILOU Camille	Jonage	1999	6.2	5.7	6.0	6.6	24.5
	LORIMIER Charline	Marseille CSMB	1999	6.2	6.0	6.2	6.1	24.5
53	PRIMAT Sarah	Besayes	1999	6.9	6.1	4.8	6.5	24.3
54	MONNIER Camille	Rhodia club	2000	5.5	6.2	6.6	5.8	24.1
	QUILEZ Julie	Seyssins	1998	6.3	5.6	6.4	5.8	24.1
56	KACZOR Charlotte	Seyssins	1999	6.2	5.8	6.0	6.0	24.0
	CLOVEL Noémie	Meyzieu	2000	6.1	5.4	6.5	6.0	24.0
58	BOUVAREL Laureen	Meyzieu	2000	6.0	5.2	6.4	6.2	23.8
59	DUCLOS Justine	La Mure	2001	6.7	6.1	4.5	6.1	23.4
	LONCKE Mathilde	Seyssins	1999	6.7	4.7	6.2	5.8	23.4
61	FARISY Jeanne	Loriol	2000	6.5	5.5	5.5	5.8	23.3
62	LAGARDE Chloe	La ciotat 1	1999	5.5	5.3	5.1	7.1	23.0
63	LECOFFRE Alysson	Marseille CSMB	2000	5.7	4.8	6.1	5.8	22.4
64	LANCELOT Léa	Amplepuis	1999	6.1	4.8	5.2	5.5	21.6
	TORTORA Clara	Marseille CSMB	2000	5.9	4.6	6.3	4.8	21.6
66	BOUVIER Fanny	Vaugneray	2000	0.0	6.4	6.0	6.8	19.2
67	BEREZIAT Jeannice	Jonage	1998	0.0	5.6	5.6	6.0	17.2
68	PHILIPPE Morgane	Vaugneray	2000	5.3	0.0	4.8	6.1	16.2
69	WINAUD Oceane	Loriol	2001	0.0	0.0	0.0	0.0	0.0
	NUS Pauline	Marseille CSMB	2000	0.0	0.0	0.0	0.0	0.0
	PANDOLFO Fanny	Seyssins	1998	0.0	0.0	0.0	0.0	0.0