

Résultats de la compétition


Region

Laverune





2 avril 2011

1. FEMININ NIVEAU6 9-12 ans . SA_DA (individuels)

1.1. Résultats par équipes

	Equipe	Club					Total
1	Bedarieux	Ass club athletique bedaricien gym	25.5	29.0	30.6	31.1	116.2
2	Cabestany	Coc gymnastique	26.9	30.4	29.3	28.2	114.8
	Marvejols	Gymnastique sportive marvejolaise	27.8	29.7	27.9	29.4	114.8
4	Sivom	Sivom les sablieres	24.8	28.4	29.2	31.1	113.5
5	Coursan	Gym Artistique Coursanaise	24.3	28.6	29.4	30.8	113.1
6	Castelnau le lez	GSL34.com - Castelnau le Lez	26.7	27.9	27.4	31.0	113.0
7	Ceret	Céret gym club	25.8	28.3	28.4	28.4	110.9
8	Uzes	Club de gymnastique uzetia	23.9	29.0	28.5	27.2	108.6
9	Mende	Atout sportmendois	26.0	28.0	27.1	25.7	106.8
10	Clapiers	Gymnastique Artistique Clapieroise	12.1	14.2	14.8	14.3	55.4

1.2. Résultats individuels

	Gymnaste	Equipe	Annee					Total
1	LOGEAIS Cindelle	Castelnau le lez	1998	6.6	7.6	7.3	7.9	29.4
	ARCHIMBAUD Marie	Bedarieux	2001	6.3	7.7	7.7	7.7	29.4
3	MIQUEL Lara	Marvejols	1999	7.2	7.8	7.6	6.5	29.1
4	DELMAS Margaux	Cabestany	1999	6.8	7.5	7.3	7.4	29.0
	NAUDIN Tess	Coursan	1998	6.6	7.4	6.9	8.1	29.0
	CASANOVA Lizzy	Ceret	2001	7.1	7.5	7.1	7.3	29.0
7	SEYED Alice	Clapiers	1998	6.3	7.5	7.4	7.7	28.9
8	NOLLEVALLE LLORET Emma	Cabestany	1999	6.9	8.0	6.7	7.1	28.7
9	MOREAU Marie	Bedarieux	2000	6.3	7.0	7.7	7.5	28.5
	TOULOUSE Sarah	Marvejols	1998	7.3	7.7	6.4	7.1	28.5
11	LAMARQUE Lea	Bedarieux	1999	6.9	6.9	7.3	7.3	28.4
12	PERLAT Sarah	Coursan	1999	5.4	7.6	7.5	7.7	28.2
13	CAVAILLES Lise	Coursan	1999	6.6	6.8	7.2	7.5	28.1
	CAPDEVILLE Ambre	Bedarieux	2001	5.9	7.4	7.5	7.3	28.1
	ROSUEL Lisa	Sivom	1999	6.2	7.3	7.1	7.5	28.1
16	LARQUET Naïs	Cabestany	1999	6.5	7.0	7.2	7.3	28.0
17	CREBASSA Audrey	Castelnau le lez	1999	7.0	6.7	6.3	7.9	27.9
18	GUZMAN Liza	Cabestany	1998	6.7	7.6	7.1	6.4	27.8
	VALDERRAMA Elisa	Sivom	2000	6.5	6.4	6.9	8.0	27.8
20	SCHOUKROUN Margot	Sivom	1999	5.8	6.6	7.3	8.0	27.7
21	GAUTHIER Emma	Castelnau le lez	1999	6.1	6.6	7.3	7.6	27.6
	GODY Carla	Sivom	1999	6.2	7.0	7.4	7.0	27.6
23	TIBERIO Wendy	Sivom	2001	5.7	6.9	7.3	7.6	27.5
	JOVER--PUNZANO Miriam	Ceret	1999	6.5	6.1	7.7	7.2	27.5
25	MOUA NEDELLEC Rose eva	Cabestany	1999	6.5	7.1	7.7	6.1	27.4
	DAVID Eva	Uzes	1999	5.9	7.6	7.0	6.9	27.4
	PEPIN Anouk	Marvejols	1999	6.1	7.0	7.0	7.3	27.4
28	HEBRARD Léa	Marvejols	1998	7.1	6.1	6.9	7.2	27.3
	JOIE Alice	Marvejols	2000	6.2	6.9	6.4	7.8	27.3
30	RABASSA Margau	Coursan	1999	5.5	6.8	7.4	7.5	27.2
31	PUJOL Stella	Sivom	1999	5.9	7.2	7.2	6.8	27.1





	SIRVINS Merine	Mende	2001	6.6	7.4	5.9	7.2	27.1
33	MENAGER Carmen	Uzes	1999	6.4	7.4	6.2	7.0	27.0
34	MARREL Julia	Uzes	1998	6.2	7.0	7.2	6.4	26.8
	LEMOUZY Camille	Bedarieux	2000	6.0	6.6	6.5	7.7	26.8
36	HEWITT Jessica	Ceret	1999	6.4	6.5	6.7	7.1	26.7
	HEWITT Olivia	Ceret	2001	5.8	7.2	6.9	6.8	26.7
38	ZIEBA Fleur	Coursan	1999	5.6	6.8	7.3	6.9	26.6
39	RAMAMBASSON Julie	Cabestany	2000	6.4	7.3	6.5	6.3	26.5
	VALES Candice	Clapiers	1999	5.8	6.7	7.4	6.6	26.5
	JAFFUEL Cynthia	Mende	2000	6.3	7.1	6.3	6.8	26.5
42	CAILLE Caroline	Castelnau le lez	1999	6.3	7.0	6.4	6.6	26.3
43	PRUNET Lisa	Mende	2000	6.7	6.6	7.1	5.7	26.1
44	PASQUIER-TUBERT Manon	Ceret	2000	5.6	7.1	6.7	6.5	25.9
45	ASNARD Ludivine	Uzes	2000	5.4	5.9	7.3	6.9	25.5
	PEYRI Paola	Castelnau le lez	1999	5.8	5.7	6.4	7.6	25.5
	AMORIN Sara	Mende	1999	6.4	6.9	6.5	5.7	25.5
48	SALLES Melanie	Mende	2000	5.6	6.5	7.2	5.4	24.7
49	MAS Agathe	Ceret	1999	5.5	6.5	6.1	6.5	24.6
	ROQUE Fanny *	Ceret 1 (indiv) (indiv)	1999	6.1	6.2	6.1	6.2	24.6
51	BONDUEL Margot	Uzes	1999	4.8	7.0	7.0	5.5	24.3
52	DEJEAN Camille	Castelnau le lez	1998	6.8	6.4	4.6	6.4	24.2
53	BAUMELLE Manon	Mende	2000	5.3	6.6	6.2	6.0	24.1
54	BREMOND Célia	Marvejols	1998	4.4	7.2	5.8	6.0	23.4
55	HELMUTH Jeanne	Bedarieux	2000	0.0	6.4	7.7	8.2	22.3
56	PALANQUE Iloa *	Sivom 1 (indiv) (indiv)	2000	5.6	0.0	6.9	7.2	19.7
57	GISCARD Camille *	Marvejols 1 (indiv) (indiv)	2000	4.4	7.0	0.0	6.7	18.1
58	BRECHET Elsa *	St Chély 1 (indiv) (indiv)	1999	0.0	0.0	0.0	0.0	0.0
	ROUSSET Chloé *	St Chély 1 (indiv) (indiv)	2000	0.0	0.0	0.0	0.0	0.0
	THIOT Louisa *	St Chély 1 (indiv) (indiv)	1998	0.0	0.0	0.0	0.0	0.0

2. FEMININ NIVEAU6 11 + . SA_DA (individuels)

2.1. Résultats par équipes

	Equipe	Club					Total
1	Pignan	Ass club gym choc	26.4	31.1	29.9	28.1	115.5
2	Perpignan	Uscm	26.4	30.4	28.7	28.2	113.7
3	Laverune	Gymnastique foyer rural laverune	27.5	31.0	27.8	27.3	113.6
4	Cabestany	Coc gymnastique	26.3	30.2	28.1	27.8	112.4
5	Sivom	Sivom les sablieres	26.9	28.7	29.6	26.9	112.1
6	Coursan	Gym Artistique Coursanaise	25.2	29.4	26.3	26.7	107.6
7	Marvejols	Gymnastique sportive marvejolaise	26.9	27.7	25.3	25.3	105.2
8	Ceret 2	Céret gym club	23.2	27.6	26.2	26.4	103.4
9	Nimes Costieres	Gym nimes costieres	25.5	27.9	23.1	25.6	102.1
10	Montpellier MUC	MUC GYM	18.9	21.7	22.1	19.9	82.6
11	St Estève	Gym club st esteve	0.0	0.0	0.0	0.0	0.0







2.2. Résultats individuels

	Gymnaste	Equipe	Annee					Total
1	WAY Maureen	Pignan	1996	6.7	7.9	7.6	7.1	29.3
2	CASTELLO Sandra	Cabestany	1992	7.1	7.5	7.5	7.1	29.2
3	FOURSAC Erika	Cabestany	1996	6.8	7.9	7.1	7.2	29.0
4	MILIAN Celia	Laverune	1995	7.4	8.1	7.1	6.3	28.9
	CHIRON Mona	Pignan	1998	6.6	8.4	6.9	7.0	28.9
6	GARCIA Lisa	Coursan	1998	6.6	7.9	6.7	7.6	28.8
7	PRADELS Justine	Laverune	1995	6.7	7.4	7.7	6.9	28.7
8	VALVERDU Juliette	Perpignan	1993	6.9	7.6	6.9	7.2	28.6
	MABILY Lorely	Pignan	1997	6.6	7.6	7.3	7.1	28.6
10	PAPERREUX Maryne	Montpellier MUC	1996	6.8	6.8	7.6	7.1	28.3
	COURT Célia	Sivom	1995	6.8	7.1	7.4	7.0	28.3
12	VILLESSECHE Audrey	Pignan	1994	6.5	7.2	7.6	6.9	28.2
13	DUNYACH Diane	Perpignan	1995	6.5	7.3	7.2	7.0	28.0
	MARTIN Camille	Cabestany	1997	5.9	7.6	7.5	7.0	28.0
15	AZZOPARDI Charline	Sivom	1997	5.8	7.7	7.6	6.7	27.8
16	CEBRIAN Lea	Perpignan	1995	6.3	7.1	7.1	7.2	27.7
17	PRADIER Charlene	Laverune	1990	6.4	7.6	6.6	7.0	27.6
	TIBERIO Laurine	Sivom	1996	6.3	6.9	7.5	6.9	27.6
19	HAMOUDI Flora	Coursan	1997	6.7	7.5	6.5	6.7	27.4
20	COURT Manon	Sivom	1998	7.2	6.8	7.1	6.2	27.3
21	PINON Léa	Ceret 2	1995	5.4	7.6	7.6	6.5	27.1
22	LUKIC Marion	Perpignan	1995	6.6	7.5	7.0	5.8	26.9
	SAMPE Isabelle	Perpignan	1995	6.4	7.6	6.8	6.1	26.9
	LANGLOIS Cléantine	Sivom	1994	6.5	7.0	7.1	6.3	26.9
25	LELOUP Estelle	Marvejols	1994	6.4	7.2	6.7	6.5	26.8
26	REVERSAT Amélie	Marvejols	1995	6.4	7.1	6.7	6.5	26.7
27	GISCARD Léa	Marvejols	1996	6.8	7.6	5.8	6.4	26.6
28	TARAIRE Ophelie	Laverune	1995	6.0	7.9	6.0	6.6	26.5
29	MONTSERRAT Karine	Ceret 2	1996	5.5	6.6	6.9	7.4	26.4
30	CAMICCI Marie	Laverune	1995	6.6	6.8	6.0	6.8	26.2







31	SOLER Perrine	Coursan	1998	5.7	7.6	6.7	6.0	26.0
	DELGADO Chloé	Ceret 2	1996	6.2	7.4	6.5	5.9	26.0
33	GENOT Tiffany	Laverune	1993	6.8	6.8	6.4	5.8	25.8
34	MATHIEU Laurie	Nimes Costieres	1994	6.9	7.4	5.1	6.3	25.7
35	DARDEVET Elia	Nimes Costieres	1997	6.1	6.8	6.2	6.5	25.6
	BUSSONE Camille	Montpellier MUC	1995	5.9	7.5	5.7	6.5	25.6
37	LEVEQUE Maude	Sivom	1995	6.4	6.7	6.3	6.1	25.5
38	GARRAU Anais	Coursan	1998	6.2	6.4	6.4	6.4	25.4
	PASSEVANT Zoé	Pignan	1997	5.2	6.5	7.4	6.3	25.4
40	GOMEZ Sonia	Cabestany	1992	6.5	7.2	5.1	6.5	25.3
41	RINKER Laura	Nimes Costieres	1998	6.1	6.8	6.1	6.1	25.1
	QUESNEL LUCHE Emeline	Marvejols	1996	7.3	5.8	6.1	5.9	25.1
43	NEVEJANS Morgane	Cabestany	1993	5.9	7.1	6.0	6.0	25.0
44	BANES Candice	Nimes Costieres	1999	6.4	6.9	3.9	6.7	23.9
	PARA Justine	Nimes Costieres	1996	5.9	6.6	5.7	5.7	23.9
46	CARBO Clémence	Ceret 2	1995	6.1	5.7	5.1	6.1	23.0
47	MARQUES Manon	Ceret 2	1995	5.4	5.6	5.2	6.2	22.4
48	BRIGOGNE Alycia	Marvejols	1994	5.8	4.9	5.7	5.9	22.3
	RESPAUT Jessica	Ceret 2	1994	5.0	6.0	5.0	6.3	22.3
50	CRUZ Coralyne	Pignan	1997	5.6	5.2	5.2	6.2	22.2
	LUSSON Audrey	Marvejols	1996	6.1	5.3	5.1	5.7	22.2
52	GREIN Lea	Perpignan	1995	0.0	7.7	7.4	6.8	21.9
53	GUICHENEZ Alice	Montpellier MUC	1995	6.2	7.4	1.5	6.3	21.4
54	BREVET Alexandra *	Marvejols 1 (indiv) (indiv)	1995	5.5	5.0	0.0	6.2	16.7
55	CHAUVAT Clémence	Montpellier MUC	1994	0.0	0.0	7.3	0.0	7.3
56	THEVENET Marine *	Ceret 1 (indiv) (indiv)	1995	0.0	0.0	4.8	0.0	4.8
57	BULIARD Zoe	St Estève	1998	0.0	0.0	0.0	0.0	0.0
	EGIDO Pauline	St Estève	1995	0.0	0.0	0.0	0.0	0.0
	LARIVIERE FRUTOS Vanina	St Estève	1998	0.0	0.0	0.0	0.0	0.0
	MARTINEZ Alexandra	St Estève	1993	0.0	0.0	0.0	0.0	0.0
	MONTIGNY Manon	St Estève	1992	0.0	0.0	0.0	0.0	0.0
	PASTOREL Maya	St Estève	1995	0.0	0.0	0.0	0.0	0.0

3. MASCULIN NIVEAU6 7-10 ans . SA_DA (individuels)

3.1. Résultats par équipes



	Equipe	Club							Total
1	Clapiers	Gymnastique Artistique Clapieroise	23.5	25.1	27.7	24.0	28.3	25.1	153.7
2	Perpignan 1	Uscm	22.1	25.3	29.5	23.3	26.7	24.3	151.2
3	Laverune 1	Gymnastique foyer rural laverune	20.3	22.8	29.2	22.0	29.2	25.2	148.7
4	Coursan	Gym Artistique Coursanaise	21.2	19.4	25.0	20.7	24.0	20.6	130.9
5	Ceret	Céret gym club	24.2	11.8	24.0	21.1	25.0	22.2	128.3
6	Perpignan 2	Uscm	17.3	10.0	16.7	16.3	18.4	14.6	93.3
7	Laverune 2	Gymnastique foyer rural laverune	14.0	6.7	13.9	15.4	17.3	15.9	83.2

3.2. Résultats individuels





	Gymnaste	Equipe	Annee							Total
1	DAADOUN Nathan	Perpignan 1	2001	6.1	6.4	7.5	6.0	7.2	6.5	39.7
	MORELLO Nicolas	Clapiers	2002	6.0	6.7	6.9	5.9	7.4	6.8	39.7
3	DESACHY Theo	Clapiers	2001	6.3	5.8	7.1	6.1	7.1	6.8	39.2
4	BRON Mathieu	Clapiers	2001	5.6	6.1	6.8	6.6	7.1	6.6	38.8
5	PELERIN Shawn	Perpignan 1	2002	5.7	6.5	7.2	6.3	6.7	6.3	38.7
6	BRUN Igor	Laverune 1	2001	5.3	4.9	7.5	6.0	7.5	6.4	37.6
7	BALANA Thomas	Coursan	2000	6.2	6.1	7.3	5.4	6.4	6.0	37.4
8	MERCIER William	Perpignan 1	2001	5.5	6.3	7.3	5.0	6.3	6.1	36.5
9	LADOIS Mathis	Perpignan 1	2002	4.8	6.1	7.5	6.0	6.5	5.4	36.3
	AUPERIN Lois	Laverune 1	2001	4.7	6.0	7.0	6.0	7.0	5.6	36.3
11	AUPERIN Robin	Laverune 1	2001	5.3	5.4	7.3	4.5	7.3	6.4	36.2
12	COURGIBET Anthony	Laverune 1	2001	4.8	4.7	7.4	5.0	7.4	6.4	35.7
13	GUERIEL Lélío	Ceret	2000	5.8	5.7	5.8	5.1	6.4	6.6	35.4
14	HAINES Maxime	Clapiers	2002	5.3	6.3	6.9	5.1	6.7	4.9	35.2
15	CANIZARES Charly	Laverune 1	2001	4.3	6.0	6.5	5.0	6.5	6.0	34.3
16	CARTO N Guillaume	Perpignan 2	2002	6.3	4.6	5.8	5.6	6.7	5.2	34.2
	BUGLIARELLI Dorian	Laverune 1	2001	4.9	5.4	7.0	4.5	7.0	5.4	34.2
18	GATOUNES Robin	Ceret	2003	5.9	3.3	6.7	5.6	6.6	5.9	34.0
19	DEGUIGNET Lucas	Clapiers	2003	5.6	6.0	6.8	5.4	6.5	3.0	33.3
20	HAMMOUDI Leo	Coursan	2001	4.5	5.4	6.8	4.6	6.1	4.6	32.0
21	LACROIX Kevin	Coursan	2000	5.0	4.7	5.6	5.4	6.0	4.9	31.6
22	PEJOAN Adrien	Ceret	2000	6.1	2.5	5.9	5.4	6.1	4.5	30.5
23	ADAM Sami	Perpignan 2	2002	4.8	3.4	5.6	5.5	5.9	4.5	29.7
24	FIGUERES Dorian	Perpignan 2	2002	6.2	2.0	5.3	5.2	5.8	4.9	29.4
25	SAURA Anthony	Laverune 2	2001	5.0	2.3	5.9	5.1	6.1	4.7	29.1
26	FAISANS Tchéfari	Ceret	2001	6.4	0.3	5.6	5.0	5.9	5.2	28.4
27	MECHID Mehdi	Laverune 2	2003	5.4	3.5	3.0	5.2	5.9	5.1	28.1
28	FOURCADE Vincent	Coursan	2003	4.0	3.2	5.3	4.3	4.4	5.1	26.3
29	BRUN Nikita	Laverune 2	2003	3.6	0.9	5.0	5.1	5.3	6.1	26.0
30	GONZALES Quentin	Coursan	2001	5.5	-0.3	4.6	5.3	5.5	4.3	24.9

4. FEMININ NIVEAU6 7-10 ans . SA_DA (individuels)

4.1. Résultats par équipes







	Equipe	Club					Total
1	Castelnau le lez 1	GSL34.com - Castelnau le Lez	27.3	26.8	24.2	26.1	104.4
2	Castelnau le lez 3	GSL34.com - Castelnau le Lez	24.6	23.8	26.1	27.0	101.5
3	Mende	Atout sportmendois	23.4	24.5	23.5	25.7	97.1
4	Castelnau le lez 2	GSL34.com - Castelnau le Lez	23.0	22.3	21.8	25.1	92.2

4.2. Résultats individuels







	Gymnaste	Equipe	Annee					Total
1	RICHOMME Caroline	Castelnau le lez 3	2000	6.3	7.0	7.1	6.3	26.7
2	VINOT Marylou	Castelnau le lez 1	2002	6.9	6.8	6.2	6.1	26.0
3	MARTIN Emilie	Castelnau le lez 1	2002	6.7	5.7	6.7	6.6	25.7
4	BARANES Léna	Castelnau le lez 2	2002	6.9	5.5	6.6	6.3	25.3
5	BERNON Sophie	Castelnau le lez 3	2000	6.0	5.7	6.8	6.7	25.2
6	POUPON My lan	Castelnau le lez 1	2002	7.4	7.5	4.6	5.6	25.1
	VANHEULE Cécile	Castelnau le lez 1	2000	6.0	5.8	6.7	6.6	25.1
8	VALERY Romane	Castelnau le lez 3	2001	6.0	6.1	5.7	7.2	25.0
	LAURENT Sarah	Mende	2001	6.6	5.9	5.9	6.6	25.0
10	ERDEM Betul	Mende	2001	5.6	6.4	5.7	6.9	24.6
11	VILLEBRUN Lisa	Castelnau le lez 3	2000	6.3	5.0	6.5	6.3	24.1
12	AKORDERCI Almina	Mende	2000	5.5	5.9	6.8	5.4	23.6
13	BOUTET Julie	Mende	2001	5.0	6.3	5.1	6.8	23.2
14	BERNARD Maeva	Castelnau le lez 1	2001	6.3	6.7	3.3	6.8	23.1
15	MOUSSAVI Yasmine	Castelnau le lez 2	2000	5.7	5.5	5.6	6.0	22.8
16	MENDES Eva	Castelnau le lez 2	2000	5.4	6.1	5.2	5.3	22.0
17	GIANI Célia	Castelnau le lez 2	2001	5.0	5.2	4.4	7.3	21.9
18	DELETTRE Julia	Mende	2001	5.7	4.7	4.1	5.3	19.8
19	LEFEVRE Sarah	Castelnau le lez 2	2001	4.7	5.0	3.9	5.5	19.1
20	MORET Thais	Castelnau le lez 3	2001	4.9	0.0	5.4	6.8	17.1

5. MASCULIN NIVEAU5 11 + . SA_DA (individuels)

5.1. Résultats par équipes







	Equipe	Club							Total
1	Ceret	Céret gym club	26.2	21.9	25.5	27.4	29.5	26.9	157.4
2	ST DREZERY		19.0	18.3	22.2	24.7	26.3	20.1	130.6
3			0.0	0.0	0.0	0.0	0.0	0.0	0.0

5.2. Résultats individuels







	Gymnaste	Equipe	Anne e							Total
1	EVAIN Antoine	Ceret	1994	6.6	6.2	6.6	7.1	7.7	7.0	41.2
2	MARTIN Florian	Ceret	1994	6.6	5.6	6.7	7.0	7.5	7.2	40.6
3	FAISANS Junior	Ceret	1998	6.7	4.7	6.2	7.0	7.7	6.2	38.5
4	CASANOVA Lucas	Ceret	1998	5.8	5.4	6.0	6.3	6.6	6.5	36.6
5	VETTOR Alexandre	ST DREZERY	1995	4.9	5.5	5.7	6.4	7.1	4.2	33.8
6	COMBES Adrien	ST DREZERY	1995	4.5	4.4	6.7	5.8	6.5	5.4	33.3
7	GEINDREAU James	Ceret	1997	6.3	3.0	5.9	5.8	5.9	5.2	32.1
8	LEPERS Nathan	ST DREZERY	1995	5.1	4.4	4.8	6.1	7.0	4.4	31.8
9	PONCE Léo	ST DREZERY	1998	4.5	4.0	5.0	6.4	5.7	6.1	31.7
10	DOSCH Chritopher *	Uzes 1 (indiv) (indiv)	1989	4.6	3.7	5.7	2.5	5.6	6.6	28.7
11	AGUIRRE Mathias *	Uzes 1 (indiv) (indiv)	1999	5.0	1.3	4.4	6.6	5.4	5.4	28.1
12	GENDRE Clément *	St drezery 1 (indiv) (indiv)	1994	0.0	0.0	0.0	0.0	0.0	0.0	0.0
	1		0	0.0	0.0	0.0	0.0	0.0	0.0	0.0
	2		0	0.0	0.0	0.0	0.0	0.0	0.0	0.0
	3		0	0.0	0.0	0.0	0.0	0.0	0.0	0.0
	4		0	0.0	0.0	0.0	0.0	0.0	0.0	0.0
	5		0	0.0	0.0	0.0	0.0	0.0	0.0	0.0
	6		0	0.0	0.0	0.0	0.0	0.0	0.0	0.0

6. MASCULIN NIVEAU5 7-10 ans . SA_DA (individuels)

6.1. Résultats par équipes







	Equipe	Club							Total
1	Castelnau le lez	GSL34.com - Castelnau le Lez	26.7	22.3	31.4	27.1	29.3	24.2	161.0
2	Uzes	Club de gymnastique uzetia	21.8	15.5	28.4	27.6	28.6	25.1	147.0

6.2. Résultats individuels







	Gymnaste	Equipe	Anne e							Total
1	MARQUES Oscar	Castelnau le lez	2002	7.2	6.6	7.8	6.6	7.5	6.2	41.9
2	VIGNEAU Paul	Castelnau le lez	2000	6.7	6.0	7.9	7.1	7.0	6.6	41.3
3	BEAUFORT Léandre	Uzes	2000	6.1	4.3	7.6	7.4	7.6	7.2	40.2
4	PRIBYS Louis	Uzes	2000	5.7	4.6	7.2	7.2	7.0	7.6	39.3
5	DORET Mathéo	Castelnau le lez	2002	6.7	4.9	7.7	6.9	7.3	5.5	39.0
6	LEPAGE Simon	Castelnau le lez	2000	6.1	4.8	8.0	6.5	7.3	5.9	38.6
7	MENDRAS Marco	Castelnau le lez	2000	5.4	4.0	6.8	6.5	7.2	5.3	35.2
8	AGUERRA Sébastien	Uzes	2001	5.3	3.4	7.4	6.6	7.2	5.1	35.0
9	REFALO Baptiste	Uzes	2002	4.7	3.2	6.2	6.4	6.8	5.2	32.5
10	BENNES Alexandre	Uzes	2000	4.6	0.6	5.9	5.6	6.5	5.1	28.3
11	PEL Gabin	Uzes	2000	3.0	2.7	5.6	4.7	5.7	2.2	23.9

7. MASCULIN NIVEAU4 9-14 ans . SIMPLE_APPARTENANCE (individuels)

7.1. Résultats par équipes

	Equipe	Club							Total
1	Castelnau le lez 1	GSL34.com - Castelnau le Lez	23.7	24.2	24.2	20.9	25.1	22.9	141.0
2	Castelnau le lez 2	GSL34.com - Castelnau le Lez	13.4	24.6	23.8	14.0	24.1	22.4	122.3

7.2. Résultats individuels

	Gymnaste	Equipe	Année							Total
1	TORRES Yoan	Castelnau le lez 2	2001	6.8	8.5	8.4	7.4	8.4	8.5	48.0
2	REPETTO Guilhem	Castelnau le lez 1	2001	8.6	7.9	8.0	7.3	8.6	7.4	47.8
3	BARREDO David	Castelnau le lez 1	2001	7.9	8.4	8.0	7.0	8.3	7.7	47.3
4	DHIEUX Cédric	Castelnau le lez 1	2000	7.2	7.9	8.2	6.6	8.2	7.8	45.9
5	PE Rodolphe	Castelnau le lez 2	2001	6.6	7.5	7.5	6.6	7.1	6.6	41.9
6	DUPUY Lucas	Castelnau le lez 2	2000	0.0	8.6	7.9	0.0	8.6	7.3	32.4

8. MASCULIN NIVEAU2 11 + . SIMPLE_APPARTENANCE (individuels)

8.1. Résultats par équipes







	Equipe	Club							Total
1	Castelnau le lez	GSL34.com - Castelnau le Lez	17.6	16.5	15.8	17.4	23.1	25.6	116.0

8.2. Résultats individuels







	Gymnaste	Equipe	Anne e							Total
1	ROMAZZOTTI Quentin	Castelnau le lez	1992	9.1	8.5	7.6	8.8	8.0	9.4	51.4
2	DUFENIEUX Joshua	Castelnau le lez	1997	8.5	8.0	8.2	8.6	6.8	7.6	47.7
3	MALASSAGNE Vincent	Castelnau le lez	1988	0.0	0.0	0.0	0.0	8.3	8.6	16.9

9. MASCULIN NIVEAU4 11 + . SIMPLE_APPARTENANCE (individuels)

9.1. Résultats par équipes







	Equipe	Club							Total
1	Perpignan	Uscm	23.3	17.9	24.4	24.8	24.2	20.8	135.4
2	Castelnau le lez	GSL34.com - Castelnau le Lez	23.7	20.0	23.9	21.4	24.0	21.7	134.7

9.2. Résultats individuels







	Gymnaste	Equipe	Anne e							Total
1	BROUDISCOU Vincent	Perpignan	1991	8.2	5.6	8.4	8.4	8.3	7.7	46.6
2	DARMAYAN Christophe	Castelnau le lez	1995	7.4	6.0	8.3	8.5	8.5	7.7	46.4
3	BENEJEAN Olivier	Perpignan	1991	8.0	5.8	7.9	9.1	8.3	6.9	46.0
4	TEZENAS Xavier	Castelnau le lez	1995	8.2	7.2	8.0	6.2	8.2	6.7	44.5
5	BOISSON Yoran	Castelnau le lez	1991	7.8	6.8	7.4	6.4	7.3	6.7	42.4
6	CORNU Guillaume	Perpignan	1992	7.1	6.5	7.6	7.3	7.4	6.1	42.0
7	MARTINEZ Luis	Perpignan	1994	6.8	4.3	8.1	6.9	7.6	5.6	39.3
8	TEZENAS Augustin	Castelnau le lez	1993	7.7	3.8	7.6	6.3	5.5	7.3	38.2
9	BIANCHI Laurent	Perpignan	1994	6.6	2.9	5.9	6.7	5.9	6.2	34.2
10	GUY Vincent	Castelnau le lez	1998	0.0	3.4	6.7	6.5	6.2	6.5	29.3

10. MASCULIN NIVEAU5 9-14 ans . SA_DA (individuels)

10.1. Résultats par équipes







	Equipe	Club							Total
1	Perpignan	Uscm	20.2	16.1	28.2	25.3	28.6	26.7	145.1
2	Laverune	Gymnastique foyer rural laverune	17.9	18.2	24.9	25.8	25.9	25.3	138.0

10.2. Résultats individuels







	Gymnaste	Equipe	Annee							Total
1	CARTON Alexandre	Perpignan	1998	6.2	4.5	6.8	6.2	6.9	7.3	37.9
2	PIOCH Guillaume	Laverune	1997	5.2	5.3	6.7	7.6	6.8	5.2	36.8
3	LEGRAND Trystan	Perpignan	1998	4.5	4.7	7.5	6.4	7.3	5.4	35.8
	BARTH Arthur	Laverune	1999	4.6	4.4	6.4	6.6	6.8	7.0	35.8
5	LOPEZ Adrien	Perpignan	1997	4.6	2.9	6.6	6.5	7.2	7.4	35.2
6	ESCUDE Lucas	Perpignan	1999	4.9	3.0	7.3	6.2	6.8	6.3	34.5
7	TRABARIES Alois	Perpignan	1997	3.9	3.9	5.7	6.2	7.2	5.7	32.6
8	JOUBE Charly	Laverune	1997	4.0	4.0	6.0	5.4	6.2	6.6	32.2
9	SERNIN Nicolas	Laverune	2000	4.1	4.5	5.8	6.2	5.9	4.6	31.1
10	TAMA Dorian	Laverune	2000	3.7	3.3	5.1	4.9	6.1	6.5	29.6

11. MASCULIN NIVEAU6 9-14 ans . SA_DA (individuels)

11.1. Résultats par équipes

	Equipe	Club							Total
1	Perpignan 1	Uscm	24.0	18.7	23.7	22.9	25.6	22.9	137.8

11.2. Résultats individuels

	Gymnaste	Equipe	Anne e							Total
1	RUBY Jimmy	Perpignan 1	1997	5.9	5.0	6.8	6.5	6.9	6.1	37.2
2	LOPEZ MARTIN Aaron	Perpignan 1	1997	5.1	4.9	6.5	6.4	6.3	6.5	35.7
3	CHAPART Jason	Perpignan 1	1999	6.0	4.6	5.3	5.1	6.3	5.4	32.7
4	URBAS Axel	Perpignan 1	1999	6.0	4.2	3.6	2.3	6.1	4.9	27.1
5	NOMICO Guillaume	Perpignan 1	1997	6.1	3.3	5.1	2.8	5.1	4.4	26.8
6	DE FREITAS JORDAN	Perpignan 1	1999	5.0	2.8	3.6	4.9	5.0	4.9	26.2

Résultats de la compétition

Region

Laverune





3 avril 2011

1. FEMININ NIVEAU5 11 + . SIMPLE_APPARTENANCE (individuels)

1.1. Résultats par équipes

	Equipe	Club					Total
1	Pignan	Ass club gym choc	28.6	29.3	31.1	30.3	119.3
2	Perpignan	Uscm	28.2	31.0	29.9	29.7	118.8
3	Laverune	Gymnastique foyer rural laverune	30.2	29.5	29.5	28.2	117.4
4	Vauvert	Vauvert energym club	28.8	31.0	28.0	28.8	116.6
5	Bedarieux	Ass club athletique bedaricien gym	28.1	29.2	29.9	28.9	116.1
6	Nimes Costieres	Gym nimes costieres	29.4	27.1	28.8	28.1	113.4
7	Clapiers	Gymnastique Artistique Clapieroise	27.0	28.0	29.0	26.8	110.8
8	Marvejols	Gymnastique sportive marvejolaise	27.6	26.8	28.1	27.7	110.2
9	Ceret	Céret gym club	27.1	27.0	30.0	25.6	109.7
10	Montpellier MUC	MUC GYM	28.1	26.8	24.8	28.8	108.5
11	Uzes	Club de gymnastique uzetia	25.6	28.1	26.1	27.7	107.5
12	St Estève	Gym club st esteve	26.5	27.9	25.6	25.7	105.7
13	Mende	Atout sportmendois	25.2	24.3	24.1	23.9	97.5

1.2. Résultats individuels

	Gymnaste	Equipe	Annee					Total
1	COSTE Marine	Perpignan	1995	7.8	8.1	8.3	7.8	32.0
2	LAMANT Shirley	Vauvert	1994	7.7	8.8	7.9	7.2	31.6
3	VIDAL Julie	Pignan	1991	7.6	8.4	7.7	7.7	31.4
4	SALAS Nathalie	Perpignan	1979	7.2	8.4	8.0	7.4	31.0
5	AUGIERE Celine	Nimes Costieres	1991	7.8	8.1	7.9	6.9	30.7
6	BOUTHIER Ambre	Pignan	1996	7.5	7.6	7.9	7.4	30.4
7	DEULOFEU Magali	St Estève	1986	7.1	8.1	7.0	7.6	29.8
8	BONZOM Julie	Laverune	1994	7.3	7.6	7.2	7.2	29.3
	THERON Elodie	Bedarieux	1996	7.1	6.5	7.8	7.9	29.3
10	JOVER--PUNZANO Aïnoha	Ceret	1996	7.1	7.6	7.7	6.5	28.9
11	PAGES Lea	Laverune	1995	7.4	7.1	6.9	7.4	28.8
	MARCELLE Irene	Bedarieux	1994	7.1	7.9	7.2	6.6	28.8
	DUBEDAT Marine	Pignan	1992	6.6	6.6	7.9	7.7	28.8
14	DEROUBAIX Anais	Bedarieux	1996	6.8	7.2	7.3	7.4	28.7
15	ANDREO Manon	Laverune	1996	7.7	7.2	7.2	6.5	28.6
16	SEGATTI Camille	Vauvert	1988	7.6	7.2	6.5	7.2	28.5
17	FERRIER Samantha	Nimes Costieres	1997	7.6	6.2	7.5	7.1	28.4
18	MOINET Julliette	Vauvert	1994	6.5	8.1	6.6	7.1	28.3
19	FOUCH Karine	Perpignan	1978	6.5	6.8	7.1	7.7	28.1
	BACHET Lauriane	Laverune	1994	6.8	7.6	7.2	6.5	28.1
	ALBERTEAU Morgane	Montpellier MUC	1993	7.4	7.2	5.9	7.6	28.1
	ULOGO PRATTS Delphina	Pignan	1998	6.9	6.2	7.6	7.4	28.1
23	GRAND Melissa	Clapiers	1989	6.7	7.2	7.2	6.9	28.0
	PELLICIA Paola	Montpellier MUC	1994	7.2	7.0	7.0	6.8	28.0
	DUBEDAT Linon	Pignan	1996	6.4	6.7	7.4	7.5	28.0
26	LIBON Lelia	Bedarieux	1994	7.1	7.4	6.3	7.0	27.8
27	BLUM Aurore	Perpignan	1993	6.7	7.7	6.5	6.8	27.7
	LAUDE Nathanaelle	Vauvert	1998	6.7	6.7	7.0	7.3	27.7
	AMBARA Chloe	Clapiers	1997	6.3	7.0	7.7	6.7	27.7
30	DALUT Laurie	Marvejols	1994	6.9	6.7	6.2	7.5	27.3





31	FIMATIS Carole anne	Uzes	1996	6.2	7.5	6.2	7.3	27.2
	MOLTENI Dorine	Marvejols	1994	6.7	6.7	7.3	6.5	27.2
	HERBERT Juliet	Ceret	1995	6.8	6.3	8.0	6.1	27.2
34	SARROBERT Caroline	Uzes	1995	6.7	6.5	6.7	7.2	27.1
	JOUVENEL Gabrielle	Clapiers	1989	6.3	6.7	7.5	6.6	27.1
	RECH Sandie	Marvejols	1992	6.7	7.0	6.8	6.6	27.1
	BAROUDI Lucie	Mende	1992	6.8	6.7	7.1	6.5	27.1
	SIRVINS Charlene	Mende	1995	6.4	6.7	6.4	7.6	27.1
39	DEBARBERA-MAGI Julie	Nimes Costieres	1995	6.5	6.2	7.2	7.0	26.9
40	TRAUCHESSEC Laura	Marvejols	1994	6.9	6.4	6.4	7.1	26.8
	NOGUES Joannie	St Estève	1993	6.8	7.2	6.3	6.5	26.8
42	KERDRANVAT Solveig	Nimes Costieres	1998	7.0	6.6	6.2	6.9	26.7
	COMBETTES Flora	Bedarieux	1995	6.3	6.7	7.6	6.1	26.7
	JOGUET Marie	Montpellier MUC	1993	7.2	6.4	5.8	7.3	26.7
45	HERVE Roxane	Marvejols	1994	7.1	5.6	7.6	6.0	26.3
46	ZINZEN Sophie	Bedarieux	1980	6.7	6.4	6.4	6.5	26.0
47	LABRUYÈRE Léa	Vauvert	1999	6.8	5.9	6.5	6.7	25.9
	ANGILELLA Camille	Clapiers	1995	7.0	6.6	6.6	5.7	25.9
49	DAMOUH Sonia	Vauvert	1993	6.3	6.9	5.7	6.5	25.4
50	VIVET Marjorie	Uzes	1997	6.6	7.0	6.1	5.4	25.1
51	BRISSAUD Alice	Ceret	1995	6.4	5.5	6.5	6.6	25.0
52	BESSINETON Léa	Uzes	1996	6.1	7.1	6.4	5.3	24.9
	SENES Cristal	Laverune	1994	6.5	6.5	6.1	5.8	24.9
	SARDET Juliette	Montpellier MUC	1996	6.3	6.2	5.3	7.1	24.9
	DERIVIERE Marie charlotte	St Estève	1997	6.6	6.9	6.1	5.3	24.9
56	DURA Mathilde	Clapiers	1993	6.5	7.1	5.7	5.3	24.6
	HIDALGO Laura	Ceret	1989	6.7	7.0	5.2	5.7	24.6
58	LIGHTBODY Elena *	Clapiers 1 (indiv) (indiv)	1997	6.4	4.2	7.3	6.4	24.3
59	LAMPAERT Heide	Clapiers	1987	6.8	4.3	6.5	6.6	24.2
	DEULOFEU Marjorie	St Estève	1995	6.0	5.7	6.2	6.3	24.2
61	MENAGER Louise	Uzes	1996	5.5	4.8	6.8	6.6	23.7
62	VILLALTA Malaury	Mende	1997	6.2	6.0	5.2	5.5	22.9
63	BANSARD Lucile	Laverune	1991	7.8	0.0	7.9	7.1	22.8
64	LANOUZIERE Anna	Ceret	1993	6.5	0.0	7.8	6.4	20.7
65	MENAGER Gabrielle	Uzes	1997	5.8	4.0	4.2	6.6	20.6
66	ROUME Auriane	Mende	1993	5.8	4.9	5.4	4.3	20.4
67	GRADISTANAC Nelly *	Ceret 1 (indiv) (indiv)	1993	6.1	6.0	0.0	5.6	17.7
68	MOLINS Anaïs	Ceret	1994	0.0	6.1	5.3	4.3	15.7
69	BONTE Gaelle	Montpellier MUC	1995	0.0	3.1	6.1	6.4	15.6
70	BUJALDON Priscilla	Nimes Costieres	1994	7.0	0.0	0.0	7.1	14.1
71	DRANSART Celine	Perpignan	1989	0.0	0.0	0.0	0.0	0.0
	BELGODERE Gaelle	Nimes Costieres	1998	0.0	0.0	0.0	0.0	0.0
	BOUCHET Flavie	Marvejols	1994	0.0	0.0	0.0	0.0	0.0

2. FEMININ NIVEAU6 9-14 ans . SA_DA (individuels)

2.1. Résultats par équipes




	Equipe	Club					Total
1	Ceret	Céret gym club	25.7	27.4	29.5	28.8	111.4
2	Perpignan	Uscm	24.7	28.8	28.4	28.5	110.4
3	Bram	Assoc.sportive la patriote bram	26.2	28.2	27.8	27.9	110.1
4	Laverune	Gymnastique foyer rural laverune	26.8	26.2	28.7	27.8	109.5
5	Ceret ind	CERET	5.9	5.2	6.8	6.3	24.2

2.2. Résultats individuels





	Gymnaste	Equipe	Annee					Total
1	LACROIX Emeline	Ceret	1998	6.9	7.1	8.0	7.3	29.3
2	REDONNET Juliette	Perpignan	1999	5.9	7.8	7.5	7.2	28.4
3	TAILLEFER Laura	Bram	1996	7.1	7.4	6.7	7.0	28.2
4	PETIT Justine	Bram	1996	6.2	6.6	7.5	7.5	27.8
5	LAUGAUDIN Laurie	Ceret	1998	6.8	6.7	6.9	7.2	27.6
6	SEMAT Ophélie	Bram	1997	6.3	7.2	7.3	6.5	27.3
7	GERMAIN Jade	Laverune	1997	6.1	6.4	7.2	7.4	27.1
8	CASSAN Chloe	Perpignan	1997	6.1	7.2	6.6	7.1	27.0
9	PIERRE Alice	Laverune	1998	7.0	6.9	6.4	6.5	26.8
	BRACCKEVELDT Laura	Ceret	1997	5.6	6.7	7.5	7.0	26.8
11	BARTH Zoe	Laverune	1998	6.9	6.3	6.9	6.6	26.7
	ARNAU Maïli	Ceret	1997	5.8	6.9	6.9	7.1	26.7
13	LOPEZ Camille	Laverune	1998	6.1	6.3	7.3	6.9	26.6
14	VIEU Mona	Ceret	1998	6.2	6.0	7.1	7.2	26.5
15	COMBES Clara	Bram	1996	6.6	7.0	5.8	6.9	26.3
16	TRIOMPHE Imene	Perpignan	1997	6.3	6.3	6.6	7.0	26.2
17	AMIGUAS Marie	Perpignan	1999	6.4	4.8	7.7	7.2	26.1
18	TOREILLES Marie	Perpignan	1998	5.8	6.5	6.6	6.8	25.7
	VARAEZ Nadege	Perpignan	1999	5.9	7.3	5.8	6.7	25.7
20	LEGER Elodie	Laverune	1996	6.8	6.4	5.9	6.2	25.3
21	RENOULLEAU Camille	Ceret	1998	5.7	5.6	6.5	7.0	24.8
22	SABY Julie *	Perpignan 1 (indiv) (indiv)	1997	5.5	6.1	6.1	6.8	24.5
	GILLIS Anaïs	Bram	1996	6.2	6.4	6.3	5.6	24.5
24	DELGADO Camille	Ceret ind	1998	5.9	5.2	6.8	6.3	24.2
25	BONZOM Pauline	Laverune	1997	0.0	6.5	7.3	6.9	20.7

3. FEMININ NIVEAU5 9-14 ans . SIMPLE_APPARTENANCE (individuels)

3.1. Résultats par équipes

	Equipe	Club					Total
1	Perpignan	Uscm	28.5	33.1	28.6	29.3	119.5
2	Castelnau le lez	GSL34.com - Castelnau le Lez	25.2	27.7	29.5	31.0	113.4
	Bedarieux	Ass club athletique bedaricien gym	27.4	26.3	29.4	30.3	113.4
4	Mende	Atout sportmendois	25.1	23.3	24.0	27.1	99.5
5	GSL 34 ind	Castelnau le lez	6.1	4.5	6.1	7.3	24.0

3.2. Résultats individuels





	Gymnaste	Equipe	Annee					Total
1	CLEMENT Alix	Perpignan	1999	7.3	8.6	7.7	7.7	31.3
2	RONCERO Aurore	Perpignan	1998	7.3	8.2	7.6	7.5	30.6
3	CAMU Julie	Castelnau le lez	1996	6.1	7.8	7.9	7.5	29.3
4	TAILLEUR Florine	Bedarieux	1996	6.8	6.6	8.1	7.7	29.2
5	BARRANCO Coralie	Perpignan	1997	6.3	8.5	7.2	7.1	29.1
6	GALLIX Jeanne	Castelnau le lez	1998	6.6	7.3	6.8	7.9	28.6
	PETIT Margaux	Bedarieux	1997	6.7	7.3	6.8	7.8	28.6
8	GIANI Blandine	Castelnau le lez	1997	6.2	7.3	6.9	7.9	28.3
9	HACENE Marion	Bedarieux	1999	6.9	6.2	7.3	7.6	28.0
10	RENAUD-FROUX Kimberley	Perpignan	1997	6.6	7.7	5.8	7.0	27.1
11	DECOL Elodie	Perpignan	1997	6.7	7.8	6.1	6.0	26.6
12	DETRAU Charlotte	Perpignan	1997	7.2	7.0	5.9	6.4	26.5
13	DEROUBAIX Lea	Bedarieux	2000	7.0	5.5	6.7	7.2	26.4
14	DWORACZEK Natacha	Bedarieux	1997	6.1	6.2	7.2	6.6	26.1
15	BERAL Alexandra	Mende	1998	6.6	6.7	5.4	7.0	25.7
16	LAURENT Morgane	Mende	1998	6.1	6.8	5.8	6.1	24.8
	RIVIER Sarah	Mende	1998	6.1	5.1	7.1	6.5	24.8
18	ROUSSELLE Selma	Castelnau le lez	1997	6.3	5.3	5.4	7.0	24.0
	GROUSSET Mathilde	GSL 34 ind	1997	6.1	4.5	6.1	7.3	24.0
20	NASSER Soukaina	Mende	1998	6.3	4.0	5.4	7.4	23.1
21	POANIEWA Chloé	Castelnau le lez	1999	6.1	0.6	7.9	7.5	22.1
22	KARA Funda	Mende	1997	5.7	4.7	5.0	5.9	21.3
23	ROBERT DUBOIS Lea	Mende	1998	5.9	1.2	5.7	6.2	19.0
24	MULLER Camille	Castelnau le lez	1996	0.0	3.9	6.4	7.7	18.0

4. FEMININ NIVEAU4 9-12 ans . SIMPLE_APPARTENANCE (individuels)

4.1. Résultats par équipes





	Equipe	Club					Total
1	Castelnau le lez	GSL34.com - Castelnau le Lez	20.3	25.1	21.5	26.1	93.0

4.2. Résultats individuels





	Gymnaste	Equipe	Annee					Total
1	MARQUES Sandra	Castelnau le lez	1998	7.2	7.9	7.0	9.0	31.1
2	POUPON Jade	Castelnau le lez	1998	6.9	8.9	5.8	8.9	30.5
3	OULLADY Nahia	Castelnau le lez	2001	6.2	6.0	5.6	7.4	25.2
4	BARDOT Charlotte	Castelnau le lez	1998	5.9	4.3	6.9	8.0	25.1
5	DUPIN Victoria	Castelnau le lez	1999	0.0	8.3	7.6	8.2	24.1

5. FEMININ NIVEAU3 11 + . SIMPLE_APPARTENANCE (individuels)

5.1. Résultats par équipes





	Equipe	Club					Total
1	Uzes	Club de gymnastique uzetia	22.4	25.2	24.5	25.2	97.3

5.2. Résultats individuels





	Gymnaste	Equipe	Annee					Total
1	HERING Lauren	Uzes	1994	7.7	8.3	7.9	8.3	32.2
2	SANCHEZ Ophelie	Uzes	1995	7.7	8.7	7.0	7.4	30.8
3	VALENCAS Lisa	Uzes	1995	6.6	6.9	7.4	8.1	29.0
4	PLUVINAGE Morgane	Uzes	1995	7.0	6.7	7.8	6.7	28.2
5	GRAVIL Laétitia	Uzes	1992	0.0	8.2	8.8	8.8	25.8

6. FEMININ NIVEAU4 9-14 ans . SIMPLE_APPARTENANCE (individuels)

6.1. Résultats par équipes





	Equipe	Club					Total
1	Cabestany	Coc gymnastique	20.8	25.3	23.3	26.2	95.6
2	Uzes	Club de gymnastique uzetia	20.4	23.4	22.4	24.7	90.9
3	St Chély	Gym club barraban	19.9	23.4	20.0	25.2	88.5
4	Mende	Atout sportmendois	19.2	16.8	16.7	19.5	72.2

6.2. Résultats individuels



	Gymnaste	Equipe	Annee					Total
1	DAGES Jeanne	Cabestany	1997	7.0	8.6	7.7	9.3	32.6
2	FORTO Léa	Uzes	1996	6.6	8.8	7.9	8.6	31.9
3	RUIZ Manon	Cabestany	1998	6.5	8.4	7.7	8.9	31.5
4	GALTIER Lucinda	Uzes	2000	7.3	7.4	8.0	8.1	30.8
5	NEVEJANS Samantha	Cabestany	1996	6.4	8.3	7.9	8.0	30.6
6	REVEL Juliette	St Chély	1997	6.9	8.5	6.1	8.7	30.2
7	SOBREPÈRE Julie	Cabestany	1997	6.0	8.2	7.7	8.0	29.9
8	BOUQUET Mathilde	St Chély	1996	6.2	7.7	7.5	8.0	29.4
9	BOULET Sarah	St Chély	1997	6.8	7.2	6.4	8.5	28.9
10	ZEKRI Jade	Cabestany	1998	7.3	6.0	7.6	7.6	28.5
11	REFALO Julie	Uzes	1998	6.3	7.2	6.5	8.0	28.0
12	SIRVINS Elena	Mende	1998	6.6	7.4	6.3	6.9	27.2
13	ALQUIER Nina *	Cabestany 1 (indiv) (indiv)	2000	5.7	5.8	6.7	7.4	25.6
14	PAGES Chloe	Mende	1998	6.3	7.0	6.0	6.2	25.5
15	ROUSSET Mégane	St Chély	1997	5.7	6.4	5.6	7.5	25.2
16	MARREL Elisa	Uzes	2000	6.5	4.8	6.2	7.4	24.9
17	BRAGER Emilie	Uzes	1997	5.5	3.5	5.3	6.5	20.8
18	BOUDET Jade	Mende	1997	6.3	2.4	4.4	6.4	19.5

7. FEMININ NIVEAU5 9-12 ans . SIMPLE_APPARTENANCE (individuels)

7.1. Résultats par équipes

	Equipe	Club					Total
1	St Chély	Gym club barraban	26.8	27.0	26.2	30.1	110.1
2	Clapiers	Gymnastique Artistique Clapieroise	25.1	27.9	26.7	29.8	109.5

7.2. Résultats individuels

	Gymnaste	Equipe	Annee					Total
1	ANGILELLA Ambre	Clapiers	2001	6.5	8.4	6.2	7.7	28.8
2	MEYNIER Laura	St Chély	2000	7.0	6.8	6.7	7.7	28.2
3	VERDELHAN Elisa	Clapiers	2001	6.1	7.4	6.8	7.7	28.0
4	CHAUVET Alisson	St Chély	1999	6.4	6.9	6.6	7.4	27.3
5	DEGOULANGE Estelle	Clapiers	1999	6.6	6.5	6.8	7.3	27.2
6	ALLE Oxana	St Chély	2000	5.9	7.1	6.4	7.1	26.5
7	BRUNEL Valentine	St Chély	2000	6.6	5.3	6.5	7.9	26.3
8	MICHAUX Laura	Clapiers	1999	5.9	5.6	6.9	6.7	25.1
9	BORDES Lucie	St Chély	1999	6.4	6.2	5.8	6.6	25.0
10	ACHOURI Laury	St Chély	1999	6.8	3.3	6.3	6.6	23.0
11	LAZERGES Louise	Clapiers	2000	5.9	3.2	5.1	6.5	20.7
12	BRETAGNE Marine	Clapiers	1999	0.0	5.4	0.0	7.1	12.5

8. FEMININ NIVEAU2 11 + . SIMPLE_APPARTENANCE (individuels)

8.1. Résultats par équipes

	Equipe	Club					Total
1	Cabestany	Coc gymnastique	22.6	22.1	24.3	27.3	96.3
2	Castelnau le lez	GSL34.com - Castelnau le Lez	21.7	23.5	24.4	25.0	94.6

8.2. Résultats individuels





	Gymnaste	Equipe	Annee					Total
1	SIBADE Mathilde	Castelnau le lez	1993	7.2	8.5	7.6	8.9	32.2
2	OLIVE Céline	Cabestany	1981	7.2	7.1	9.3	8.2	31.8
3	DUBOIS Lucile	Castelnau le lez	1993	7.3	7.8	8.3	7.9	31.3
4	LESAGE Marine	Cabestany	1996	8.0	6.9	7.4	8.0	30.3
	PORTEILS Céline	Cabestany	1990	7.4	8.1	5.6	9.2	30.3
6	RICHARD Morgane	Castelnau le lez	1993	7.0	7.1	8.2	7.9	30.2
7	HUGUET Mélanie	Cabestany	1990	7.1	5.7	7.6	9.4	29.8
8	NGANGUE Salomé	Castelnau le lez	1998	7.2	6.4	7.6	8.2	29.4
9	ABERGEL Marion	Castelnau le lez	1994	5.3	7.2	7.9	7.5	27.9
10	DAGES Mélanie	Cabestany	1994	5.9	5.9	7.0	8.7	27.5

9. FEMININ NIVEAU1 11 + . SA_DA (individuels)

9.1. Résultats par équipes

	Equipe	Club					Total
1	Castelnau le lez	GSL34.com - Castelnau le Lez	7.2	20.8	24.0	23.5	75.5

9.2. Résultats individuels

	Gymnaste	Equipe	Annee					Total
1	PEREZ Laetitia	Castelnau le lez	1996	7.2	6.1	8.3	7.9	29.5
2	MORET Charlène	Castelnau le lez	1998	0.0	7.6	7.6	7.9	23.1
3	BARREDO Laura	Castelnau le lez	1998	0.0	7.1	8.1	7.7	22.9
4	SAUVAT Ombeline	Castelnau le lez	1995	0.0	0.0	0.0	0.0	0.0

10. FEMININ NIVEAU4 11 + . SIMPLE_APPARTENANCE (individuels)

10.1. Résultats par équipes

	Equipe	Club					Total
1	Cabestany	Coc gymnastique	21.2	24.6	25.5	27.4	98.7
2	Clapiers	Gymnastique Artistique Clapieroise	20.9	24.3	21.6	26.2	93.0
3	Perpignan	Uscm	20.5	25.8	22.4	23.9	92.6
4	Mende	Atout sportmendois	17.9	19.4	21.6	23.2	82.1
5	le vigan	le vigan	19.9	17.9	20.3	20.9	79.0

10.2. Résultats individuels

	Gymnaste	Equipe	Annee					Total
1	TOLOSA Laurène	Cabestany	1994	7.2	8.6	8.5	9.4	33.7
2	CHAMBEU Alexia	Cabestany	1991	6.8	7.8	8.3	8.4	31.3
	LACHAUD Lola	Clapiers	1996	7.5	7.8	7.1	8.9	31.3
4	DESACHY Marion	Clapiers	1997	7.2	8.2	6.9	8.8	31.1
5	LIMERAT Marion	Cabestany	1994	6.2	7.4	8.7	8.7	31.0
6	MEVEL Myriam	Cabestany	1986	7.1	7.1	7.2	9.3	30.7
7	LOPEZ Marie	Perpignan	1994	6.8	8.7	6.7	8.1	30.3
	LAMBERT Camille	Cabestany	1993	6.9	8.2	7.0	8.2	30.3
9	GAUTRON Cleo	Clapiers	1994	6.2	8.1	7.0	8.5	29.8
10	ARAUJO Megane	Mende	1995	6.2	7.0	7.8	8.6	29.6
11	ROFES Chloe	Perpignan	1996	6.5	8.0	6.0	8.3	28.8
12	ROUGE Annette	Perpignan	1995	7.2	8.5	5.4	7.5	28.6
13	URBAS Roxane	Perpignan	1996	5.1	8.6	7.5	6.9	28.1
14	ZAMPIELLO Manon	Mende	1993	6.2	6.8	7.4	7.3	27.7
15	JULIA Cyrielle	le vigan	1996	6.8	8.6	2.9	8.2	26.5
16	JAFFUEL Julie	Mende	1996	5.5	5.6	6.4	7.3	24.8
17	BOISSIERE Maeva	le vigan	1993	6.4	6.1	5.8	5.8	24.1
18	GINESTER Alexa	le vigan	1996	6.7	3.2	7.5	6.4	23.8
19	LANDRIVON Margo	Mende	1997	5.5	5.2	5.9	7.0	23.6
20	CHAUVET Margaux	Clapiers	1992	0.0	8.0	7.5	7.2	22.7
21	VONTRON louise	le vigan	1996	6.0	0.5	7.0	6.3	19.8
22	MONFROY Wendy	Perpignan	1996	0.0	7.4	8.2	0.0	15.6
23	BILLOD-MOREL Pauline	le vigan	1996	5.4	0.3	2.1	3.6	11.4