






Résultats de la compétition
Départementaux
SAINS-EN-GOHELLE
5 Février 2012

1. FEMININ NIVEAU7 9-12 ans . SA_DA (individuels)

1.1. Résultats par équipes




	Equipe	Club					Total
1	CALAIS	CALAIS	25.9	28.0	28.5	28.7	111.1
2	SAINT MARTIN	SAINT MARTIN	23.7	27.3	27.2	28.7	106.9

1.2. Résultats individuels



	Gymnaste	Equipe	Annee					Total
1	LEDOUX CHLOE	CALAIS	2000	6.6	7.0	7.7	7.3	28.6
2	GAY VALENTINE	CALAIS	2001	6.3	7.2	7.4	7.4	28.3
3	RICHARD ZOE	SAINT MARTIN	2000	6.5	7.0	6.6	6.9	27.0
4	CROISIER JUSTINE	CALAIS	2000	6.2	6.8	6.9	7.0	26.9
5	MILLIN PAULINE	CALAIS	2001	6.6	7.0	6.1	7.0	26.7
6	LARIDANT ESTELLE	SAINT MARTIN	1999	5.6	7.1	6.4	7.5	26.6
7	NAVET CHARLOTTE	SAINT MARTIN	1999	5.6	6.1	7.3	7.5	26.5
8	PEREIRA LOU	SAINT MARTIN	2000	5.2	7.1	6.9	6.1	25.3
9	DUWAT AGATHE	SAINT MARTIN	1999	6.0	5.9	6.1	6.8	24.8
10	TABELING GIOVANELLA	CALAIS	2002	6.4	5.1	6.5	6.4	24.4
11	FOURNY ELODIE	SAINT MARTIN	1999	0.0	0.0	0.0	0.0	0.0
	6	CALAIS	0	0.0	0.0	0.0	0.0	0.0

2. FEMININ NIVEAU7 9-14 ans . SA_DA (individuels)

2.1. Résultats par équipes





	Equipe	Club					Total
1	ARRAS	ARRAS	28.0	28.6	27.3	26.3	110.2
2	GUINES	GUINES	23.2	25.2	22.8	25.7	96.9

2.2. Résultats individuels





	Gymnaste	Equipe	Annee					Total
1	VAHE PHILIPPINE	ARRAS	1999	7.4	7.2	6.5	6.7	27.8
2	THOUVENIN SABINE	ARRAS	1998	7.2	6.9	7.2	6.4	27.7
	CARPENTIER AMANDINE *	BEUVRY	1997	6.6	7.1	7.2	6.8	27.7
4	DEHEEGHER CLEMENCE	ARRAS	1998	6.8	6.7	7.1	6.5	27.1
5	BARRE JULIE	ARRAS	1999	6.6	7.3	6.5	6.4	26.8
6	BEAUCAMPS MARGAUX	ARRAS	1997	6.4	7.1	6.4	6.7	26.6
7	ANSELIN JULIETTE	ARRAS	1999	6.3	7.0	6.3	5.9	25.5
8	BERRIER MANON	GUINES	1997	6.0	6.6	5.8	6.7	25.1
9	ROBACHE SEPHORA	GUINES	1999	6.2	6.0	6.5	6.1	24.8
10	EVARD CLEMENCE	GUINES	1998	5.6	6.2	5.2	6.7	23.7
11	FOLLET ANAIS	GUINES	1998	5.4	6.1	5.3	5.9	22.7
12	FASQUELLE LAURE	GUINES	1999	5.3	6.3	4.5	6.2	22.3
13	DUTHILLEUL ANDREA	GUINES	2000	0.0	0.0	0.0	0.0	0.0
	2 *	BEUVRY	0	0.0	0.0	0.0	0.0	0.0
	3 *	BEUVRY	0	0.0	0.0	0.0	0.0	0.0
	4 *	BEUVRY	0	0.0	0.0	0.0	0.0	0.0
	5 *	BEUVRY	0	0.0	0.0	0.0	0.0	0.0
	6 *	BEUVRY	0	0.0	0.0	0.0	0.0	0.0

3. FEMININ NIVEAU8 11 + . SA_DA (individuels)

3.1. Résultats par équipes





	Equipe	Club					Total
1	CALAIS	CALAIS	24.5	27.1	27.0	24.9	103.5

3.2. Résultats individuels





	Gymnaste	Equipe	Annee					Total
1	LOGET ANAIS	CALAIS	1996	6.4	6.8	7.2	6.2	26.6
2	PAUL GWENDOLINE	CALAIS	2000	6.7	6.9	6.7	6.1	26.4
3	CORBEAU MAURINE	CALAIS	1996	5.8	6.7	6.3	5.6	24.4
4	LHOMMEL LAURE	CALAIS	1998	5.6	6.2	6.2	5.8	23.8
5	LAPORTE ELSA	CALAIS	1996	0.0	6.7	6.8	6.8	20.3
6	JOLY MARIE	CALAIS	1995	5.5	0.0	0.0	0.0	5.5

4. FEMININ NIVEAU8 7-10 ans . SA_DA (individuels)

4.1. Résultats par équipes

	Equipe	Club					Total
1	SAINT MARTIN	SAINT MARTIN	24.3	27.6	25.4	28.8	106.1
2	SAINS EN GOHELLE	SAINS EN GOHELLE	22.3	27.2	25.3	28.3	103.1
	GUINES	GUINES	22.4	27.0	26.6	27.1	103.1

4.2. Résultats individuels

	Gymnaste	Equipe	Annee					Total
1	CAILLOCE CLARA	SAINT MARTIN	2003	6.7	7.3	6.2	7.5	27.7
2	SAUNEUF LILIE	SAINT MARTIN	2002	6.3	6.8	6.6	7.3	27.0
3	RENOUF LUCIE	SAINS EN GOHELLE	2004	6.0	6.7	6.6	7.0	26.3
4	PARISSEAU ALICIA	GUINES	2003	5.7	6.9	6.6	6.9	26.1
5	BELLEGEULE LOAN	SAINS EN GOHELLE	2002	5.7	6.0	6.9	7.4	26.0
6	LOGET MADELINE	SAINT MARTIN	2002	5.6	7.2	5.7	7.2	25.7
	NAVET CLOE	SAINT MARTIN	2002	5.7	6.3	6.9	6.8	25.7
8	DELPACE CLAIRE	GUINES	2001	5.5	6.7	6.7	6.4	25.3
	DUCLAY ZOE	GUINES	2003	6.1	6.7	5.8	6.7	25.3
10	LESUR PERRINE	SAINS EN GOHELLE	2004	5.0	6.9	6.4	6.8	25.1
11	CREGNIOT MARINE	GUINES	2002	5.0	6.7	6.7	6.5	24.9
	DEBONNEVILLE IRIS	GUINES	2003	5.1	6.5	6.3	7.0	24.9
13	VERDIN MARGAUX *	GUINES	2004	5.1	6.6	6.2	6.7	24.6
14	DELANNOY ALICIA	SAINS EN GOHELLE	2002	5.3	6.8	5.4	6.9	24.4
15	IMBERT LOUISE	GUINES	2003	4.7	6.4	6.6	6.4	24.1
16	VAILLANT ANNA *	ARRAS	2004	4.8	6.0	6.1	6.6	23.5
17	PIOT ALINE	SAINS EN GOHELLE	2002	5.3	6.2	4.8	6.7	23.0
18	COURTIN AURELIA *	ARRAS	2003	4.6	5.8	5.7	6.2	22.3
19	SAELENS PAULINE *	ARRAS	2004	3.9	5.3	4.3	6.4	19.9
20	DUBUS MALAURY	SAINS EN GOHELLE	2004	0.0	6.8	4.9	7.0	18.7
21	2 *	GUINES	0	0.0	0.0	0.0	0.0	0.0
	3 *	GUINES	0	0.0	0.0	0.0	0.0	0.0
	4 *	GUINES	0	0.0	0.0	0.0	0.0	0.0
	5 *	GUINES	0	0.0	0.0	0.0	0.0	0.0
	6 *	GUINES	0	0.0	0.0	0.0	0.0	0.0
	5	SAINT MARTIN	0	0.0	0.0	0.0	0.0	0.0
	6	SAINT MARTIN	0	0.0	0.0	0.0	0.0	0.0
	4 *	ARRAS	0	0.0	0.0	0.0	0.0	0.0
	5 *	ARRAS	0	0.0	0.0	0.0	0.0	0.0
	6 *	ARRAS	0	0.0	0.0	0.0	0.0	0.0

5. FEMININ NIVEAU8 9-14 ans . SA_DA (individuels)

5.1. Résultats par équipes




	Equipe	Club					Total
1	SAINS EN GOHELLE	SAINS EN GOHELLE	25.4	26.8	26.9	25.4	104.5
2	GUINES	GUINES	20.3	24.3	25.2	27.0	96.8

5.2. Résultats individuels





	Gymnaste	Equipe	Annee					Total
1	LOMPREZ CLAIRE	SAINS EN GOHELLE	1998	6.4	6.8	7.0	6.6	26.8
2	POURRE LAURA	SAINS EN GOHELLE	2000	6.4	6.7	6.8	6.8	26.7
3	BUTELLE LEONIE	GUINES	1999	5.6	6.2	6.7	7.3	25.8
4	SANCTORUM CHLOE	SAINS EN GOHELLE	1999	6.2	6.8	6.5	6.1	25.6
5	SIX MANON	SAINS EN GOHELLE	1999	6.4	6.5	6.4	5.9	25.2
6	RASTOLL CHLOE	SAINS EN GOHELLE	2000	5.6	6.5	6.6	5.6	24.3
7	RAMET CLAIRE	GUINES	1998	5.0	6.3	5.7	6.6	23.6
8	DEPLANQUE JULIE	SAINS EN GOHELLE	2000	5.0	6.4	6.4	5.7	23.5
9	VANHERSECKE SIXTINE	GUINES	1998	4.2	5.9	7.0	6.3	23.4
10	DELANNOY MANON	GUINES	2001	4.9	5.6	5.8	6.4	22.7
	PETIT KIM	GUINES	1998	4.8	5.9	5.3	6.7	22.7
12	LAURENT LEA	GUINES	2001	4.4	5.1	5.6	5.3	20.4

6. FEMININ NIVEAU8 9-12 ans . SA_DA (individuels)

6.1. Résultats par équipes

	Equipe	Club					Total
1	MONTIGNY	MONTIGNY	26.4	28.0	27.5	29.1	111.0
2	CALAIS	CALAIS	25.6	27.4	28.3	29.1	110.4
3	BEUVRY 2	BEUVRY	25.1	27.4	26.1	27.9	106.5
4	CARVIN 1	CARVIN	23.5	26.5	26.0	27.1	103.1
5	CARVIN 2	CARVIN	22.8	27.5	24.3	26.2	100.8
6	ARRAS	ARRAS	22.6	24.3	26.5	26.5	99.9
7	GUINES	GUINES	22.5	24.6	25.5	27.2	99.8
8	BEUVRY 1	BEUVRY	10.3	10.2	11.8	9.0	41.3

6.2. Résultats individuels

	Gymnaste	Equipe	Annee					Total
1	WIECZOREK OPHELIE	MONTIGNY	2000	6.8	7.1	7.0	7.3	28.2
2	DECOUDU EMMY	CALAIS	2000	6.7	7.1	7.0	7.3	28.1
3	DURINDEL AXELLE	CALAIS	2001	6.0	7.1	7.3	7.4	27.8
	WASELIN MARRY	CALAIS	2001	6.7	6.8	7.0	7.3	27.8
5	LEMIERE PAULINE	BEUVRY 2	1999	6.8	6.7	7.0	7.1	27.6
6	IDKOWIAK ELISE	MONTIGNY	2002	6.6	7.1	6.5	7.3	27.5
7	FIEFFE SIDONIE	MONTIGNY	2001	6.4	6.7	7.1	7.1	27.3
8	DRAPIER LEA	MONTIGNY	2002	5.9	6.9	6.9	7.3	27.0
	LUCAS LUCIE	MONTIGNY	2000	6.6	6.9	6.3	7.2	27.0
10	FERO MILLON SARAH	CARVIN 1	2000	6.0	6.8	6.8	7.2	26.8
11	ZITOUNI AMEL	CALAIS	2001	6.2	6.4	6.8	7.1	26.5
12	HELON LAETITIA	CARVIN 2	2000	6.2	7.1	6.3	6.8	26.4
	NIANG AIDA	BEUVRY 2	2002	6.4	6.9	6.2	6.9	26.4
14	PIQUE PAULINE	CALAIS	2001	5.8	6.4	7.0	7.0	26.2
15	FAGNIEZ MATHILDE	ARRAS	2000	5.7	6.5	6.8	6.9	25.9
16	RENVERSEZ MARINE	BEUVRY 2	2000	6.2	6.2	6.6	6.8	25.8
17	CHAMBOUX LEA	CARVIN 1	2002	5.8	6.5	6.5	6.8	25.6
	LOUVIN BLANDINE	CARVIN 1	2000	5.9	6.5	6.6	6.6	25.6
19	DEBONNEVILLE FLAVIE	GUINES	2000	5.9	6.5	6.0	7.0	25.4
20	VENDEVILLE CHEYENNE	CARVIN 2	2001	5.4	7.0	6.0	6.6	25.0
21	GENELLE CLEMENCE	ARRAS	2002	5.6	5.5	6.8	7.0	24.9
22	DELOMEZ PRESCILLIA	BEUVRY 2	2002	5.4	7.0	6.3	6.1	24.8
23	PRUVOST MARIE	GUINES	2002	4.9	6.1	6.8	6.9	24.7
24	PEUGNENIEZ CLEMENTINE	ARRAS	2002	5.4	6.2	6.6	6.4	24.6
	FRANS MARTHE	CARVIN 1	2001	5.3	6.7	6.1	6.5	24.6
26	HOULIEZ ANN MALLAURY	BEUVRY 2	1999	5.7	6.8	4.9	7.1	24.5
27	HEGO JUSTINE	CARVIN 2	1999	5.3	6.8	6.5	5.7	24.3
28	NAPPINI LEA	CARVIN 2	2001	5.7	6.6	5.5	6.4	24.2
29	LESUR MANON	GUINES	2000	6.0	5.3	6.1	6.7	24.1
30	SAMELOT LISE	GUINES	2002	5.0	6.2	6.1	6.6	23.9
	KAIL MANON	CARVIN 2	2001	5.5	6.5	5.5	6.4	23.9
32	DESPREZ CELIA	CARVIN 1	1999	5.8	6.4	5.3	6.3	23.8
33	FONTAINE CHLOE	GUINES	2002	5.6	5.8	6.5	5.8	23.7
34	GALLIEZ MATHILDE	CARVIN 1	2002	5.3	6.1	6.0	5.9	23.3
35	DENGREVILLE JOHANNIE	BEUVRY 2	2001	5.0	6.3	5.7	5.9	22.9

36	MARSALA CECILIA	BEUVRY 1	2000	5.1	5.9	6.7	4.7	22.4
37	CONTAL JEANNE	ARRAS	2002	5.9	3.8	6.3	6.2	22.2
38	CANNELLA TRIPLET FLORA	GUINES	2002	4.4	5.7	5.3	6.1	21.5
39	NORMAND MATHILDE	BEUVRY 1	2002	5.2	4.3	5.1	4.3	18.9
40	MORIN ANAIS	ARRAS	2002	0.0	6.1	4.9	0.0	11.0
41	LEMAIRE EMILIE	BEUVRY 1	2002	0.0	0.0	0.0	0.0	0.0
	4	BEUVRY 1	0	0.0	0.0	0.0	0.0	0.0
	5	BEUVRY 1	0	0.0	0.0	0.0	0.0	0.0
	6	BEUVRY 1	0	0.0	0.0	0.0	0.0	0.0
	6	CALAIS	0	0.0	0.0	0.0	0.0	0.0
	6	CARVIN 2	0	0.0	0.0	0.0	0.0	0.0
	6	MONTIGNY	0	0.0	0.0	0.0	0.0	0.0