









Résultats de la compétition
Départementaux tous Niveaux Masculins et Féminines
UZES
04 et 05 février 2012

1. FEMININ NIVEAU5 11 + . SIMPLE_APPARTENANCE (individuels)

1.1. Résultats par équipes





	Equipe	Club					Total
1	Nimes Costieres	Gym nimes costieres	28.1	28.9	30.4	32.0	119.4
2	Uzes	Club de gymnastique uzetia	27.4	28.6	31.7	30.7	118.4

1.2. Résultats individuels





	Gymnaste	Equipe	Annee					Total
1	SARROBERT Caroline	Uzes	1995	7.1	7.7	7.9	7.9	30.6
2	DEBARBERA-MAGI Julie	Nimes Costieres	1995	6.9	7.6	7.9	7.8	30.2
3	KERDRANVAT Solveig	Nimes Costieres	1998	6.7	7.2	7.9	8.2	30.0
4	FERRIER Samantha	Nimes Costieres	1997	7.3	7.1	7.5	7.6	29.5
5	MENAGER Gabrielle	Uzes	1997	6.8	7.2	7.9	7.1	29.0
6	BESSINETON Léa	Uzes	1996	6.6	6.8	7.9	7.0	28.3
7	BELGODERE Gaelle	Nimes Costieres	1998	6.1	7.0	7.1	8.0	28.2
8	MENAGER Louise	Uzes	1996	6.9	5.5	6.1	7.8	26.3
9	VALENCAS Manon	Uzes	1995	0.0	6.9	8.0	7.9	22.8
10	BANES Candice	Nimes Costieres	1999	7.2	0.0	6.8	8.0	22.0
11	DOSCH Kimberley	Uzes	1999	0.0	0.0	0.0	0.0	0.0
	RINKER Mathilde *	Nimes Costieres 1 (indiv) (indiv)	1996	0.0	0.0	0.0	0.0	0.0
	DARDEVET Elia	Nimes Costieres	1997	0.0	0.0	0.0	0.0	0.0

2. FEMININ NIVEAU8 7-10 ans . SA_DA (individuels)

2.1. Résultats par équipes





	Equipe	Club					Total
1	Nimes Costieres	Gym nimes costieres	24.0	28.5	28.4	27.3	108.2
2	Uzes	Club de gymnastique uzetia	22.0	27.9	26.7	26.8	103.4

2.2. Résultats individuels





	Gymnaste	Equipe	Annee					Total
1	PORWIT Pauline	Nimes Costieres	2003	6.0	7.2	7.1	7.1	27.4
2	NAUROY Bonnie	Nimes Costieres	2004	6.0	7.0	7.0	6.9	26.9
3	HERIZI Imane	Nimes Costieres	2004	5.7	6.9	7.1	6.7	26.4
4	PARIS Charline	Nimes Costieres	2003	5.5	7.2	7.2	6.3	26.2
5	CHAILA Chloe	Nimes Costieres	2002	6.3	7.1	6.4	6.3	26.1
6	MOISY Lola	Nimes Costieres	2003	5.7	7.0	6.7	6.6	26.0
7	PRYBIS Eva	Uzes	2003	5.3	7.4	6.4	6.7	25.8
8	REYNIER Mégane	Uzes	2002	5.4	6.9	6.2	7.2	25.7
9	GNAT Annaelle	Uzes	2002	5.3	6.6	7.0	6.7	25.6
10	HORNUNG Roxane	Uzes	2001	6.0	7.0	6.4	6.1	25.5
11	ZAPHINI Lisa	Uzes	2002	5.1	4.7	6.9	6.2	22.9
12	HERNANDEZ Alice	Uzes	2002	0.0	0.0	0.0	0.0	0.0

3. FEMININ NIVEAU7 9-12 ans . SA_DA (individuels)

3.1. Résultats par équipes





	Equipe	Club					Total
1	Nimes Costieres	Gym nimes costieres	28.4	28.4	29.2	28.1	114.1
2	Uzes	Club de gymnastique uzetia	25.1	27.2	29.6	25.0	106.9

3.2. Résultats individuels





	Gymnaste	Equipe	Annee					Total
1	MENDES Elena	Nimes Costieres	1999	7.4	7.2	7.4	6.8	28.8
2	MENDES Solene	Nimes Costieres	2000	7.2	7.1	7.1	7.0	28.4
3	SOLTANI Camelia	Nimes Costieres	2001	7.0	7.1	6.9	7.1	28.1
4	REY Lucille	Nimes Costieres	2000	6.8	7.0	6.9	7.2	27.9
5	LIBBEY Amatrita	Uzes	2000	5.8	7.0	7.7	6.6	27.1
6	PESIN Anouchka	Uzes	2001	6.2	6.6	7.5	6.6	26.9
7	GOUILLART Lisa	Nimes Costieres	2002	6.7	6.0	7.4	6.3	26.4
8	SOLTANI Chahineze	Nimes Costieres	2001	6.5	6.2	7.3	6.2	26.2
9	LATIL Ambre	Uzes	2000	6.6	6.7	7.1	5.4	25.8
10	CHATELET Elodie	Uzes	1999	6.5	6.2	7.3	5.5	25.5
11	BRUGUIERE Lalita	Uzes	2001	5.6	6.9	6.3	6.3	25.1
12	ALLAMAN Cindy	Uzes	1999	0.0	0.0	0.0	0.0	0.0

4. FEMININ NIVEAU8 9-12 ans . SA_DA (individuels)

4.1. Résultats par équipes







	Equipe	Club					Total
1	Uzes	Club de gymnastique uzetia	22.5	24.7	27.4	23.7	98.3

4.2. Résultats individuels







	Gymnaste	Equipe	Annee					Total
1	BELMONTE Fanny	Uzes	1999	5.4	6.2	6.8	6.6	25.0
2	LE CAM Mélinda	Uzes	2000	6.2	5.9	7.0	5.8	24.9
3	BARONNIA Maurane	Uzes	2000	5.5	6.5	7.1	4.9	24.0
4	PERRIER Marion	Uzes	2000	5.4	6.1	6.5	5.6	23.6
5	CHAIB Manon	Uzes	1999	5.2	5.1	6.5	5.7	22.5

5. MASCULIN NIVEAU5 9-14 ans . SA_DA (individuels)

5.1. Résultats par équipes







	Equipe	Club							Total
1	Uzes	Club de gymnastique uzetia	27.9	27.2	29.0	28.6	27.8	27.0	167.5

5.2. Résultats individuels







	Gymnaste	Equipe	Anne e							Total
1	BEAUFORT Léandre	Uzes	2000	7.1	7.6	7.4	7.4	7.5	7.5	44.5
2	PRIBYS Louis	Uzes	2000	7.1	7.5	7.5	6.8	7.0	7.3	43.2
3	AGUERRA Sébastien	Uzes	2001	7.3	6.4	7.2	7.5	6.9	6.2	41.5
4	AGUIRRE Mathias	Uzes	1999	6.4	5.7	6.4	6.7	5.8	6.0	37.0
5	REFALO Baptiste	Uzes	2002	5.8	4.2	6.9	6.9	6.4	5.9	36.1

6. MASCULIN NIVEAU6 7-10 ans . SA_DA (individuels)

6.1. Résultats par équipes





	Equipe	Club							Total
1	Uzes	Club de gymnastique uzetia	27.2	25.2	26.1	23.2	24.7	24.0	150.4

6.2. Résultats individuels





	Gymnaste	Equipe	Anne e							Total
1	SPAETH Werner	Uzes	2004	6.8	6.4	6.9	5.8	6.4	6.0	38.3
2	BEAUFORT Lucrece	Uzes	2004	6.6	6.3	7.2	6.1	4.7	6.2	37.1
3	DESMET Antoine	Uzes	2004	6.7	6.5	5.6	5.3	6.8	5.9	36.8
4	LEGRAND Enzo	Uzes	2004	7.1	6.0	6.4	6.0	5.0	5.9	36.4
5	ROYER Hugo	Uzes	2004	6.2	5.2	5.2	5.3	6.5	3.7	32.1
6	TRUYE Joachim	Uzes	2003	0.0	0.0	0.0	0.0	0.0	0.0	0.0

7. FEMININ NIVEAU8 7-8 ans . SA_DA (individuels)

7.1. Résultats par équipes





	Equipe	Club					Total
1	Vauvert	Vauvert energym club	22.7	27.4	28.3	28.7	107.1
2	Uzes	Club de gymnastique uzetia	22.0	27.1	28.5	27.8	105.4

7.2. Résultats individuels





	Gymnaste	Equipe	Annee					Total
1	GAUTHIER Océane	Vauvert	2003	6.3	6.8	7.0	7.3	27.4
2	MOUMEN Dounia	Vauvert	2003	5.7	7.0	7.0	7.2	26.9
3	DHAUSSY Eva	Uzes	2003	5.1	6.9	7.2	7.3	26.5
	QUINONERO Ninon	Uzes	2004	5.6	6.9	7.3	6.7	26.5
5	DELCLOS Julia	Uzes	2003	5.4	7.0	7.1	6.7	26.2
6	POUGET Emma	Vauvert	2003	4.6	6.8	7.2	7.1	25.7
	QUET Stacy	Vauvert	2003	5.3	6.4	6.9	7.1	25.7
8	SAYAH Manal	Vauvert	2003	5.4	6.6	6.4	6.9	25.3
9	SCHAFF Lylou	Uzes	2004	5.3	6.3	6.4	6.6	24.6
	TREVISIOL Lisa	Uzes	2004	5.7	6.3	6.9	5.7	24.6
11	CARDINAL Loane	Uzes	2004	5.3	5.4	6.7	7.1	24.5
12	GONZALEZ Charlotte	Vauvert	2003	4.3	6.8	7.1	6.2	24.4

8. FEMININ NIVEAU7 7-10 ans . SA_DA (individuels)

8.1. Résultats par équipes





	Equipe	Club					Total
1	Uzes	Club de gymnastique uzetia	25.7	26.6	28.9	27.5	108.7

8.2. Résultats individuels





	Gymnaste	Equipe	Annee					Total
1	PONCET Julie	Uzes	2003	6.7	6.9	7.5	7.2	28.3
2	JOURDAN Anouk	Uzes	2003	6.5	6.8	7.2	6.7	27.2
3	DELPierre Carla	Uzes	2002	6.3	6.0	7.2	7.2	26.7
4	SPAETH Colombe	Uzes	2002	5.7	6.9	6.9	6.4	25.9
5	DELCASSO Marie	Uzes	2001	6.2	5.8	7.0	6.2	25.2
6	BOUAYOUNE Sana	Uzes	2003	0.0	0.0	0.0	0.0	0.0

9. FEMININ NIVEAU6 9-12 ans . SA_DA (individuels)

9.1. Résultats par équipes





	Equipe	Club					Total
1	Uzes	Club de gymnastique uzetia	27.3	29.0	28.2	28.7	113.2

9.2. Résultats individuels




	Gymnaste	Equipe	Annee					Total
1	MOLINA Clementine	Uzes	2000	7.0	7.5	6.8	8.1	29.4
2	MAZOYER Marie	Uzes	2000	7.0	6.1	7.2	7.8	28.1
3	BONDUEL Margot	Uzes	1999	6.7	6.9	7.1	6.2	26.9
	BREBAN Alisson	Uzes	1999	6.6	7.3	6.6	6.4	26.9
	CLEMENT Chloé	Uzes	1999	6.6	7.3	6.7	6.3	26.9
6	BOUIBICH Salma	Uzes	1999	6.6	6.0	7.1	6.4	26.1

10. FEMININ NIVEAU7 11 + . SA_DA (individuels)

10.1. Résultats par équipes





	Equipe	Club					Total
1	Uzes	Club de gymnastique uzetia	24.7	27.5	27.0	25.7	104.9

10.2. Résultats individuels





	Gymnaste	Equipe	Annee					Total
1	BRUNEL Emelyne	Uzes	1994	5.8	7.7	7.1	7.0	27.6
2	ABELLA Alicia	Uzes	1998	6.9	6.7	6.3	6.5	26.4
3	MICHEL Garance	Uzes	1998	5.8	6.3	6.5	6.7	25.3
4	SIMON Marie	Uzes	1999	5.3	6.1	7.1	5.4	23.9
5	LOUBAT Sarah	Uzes	2000	6.2	6.2	6.3	5.0	23.7
6	BENARBIA Sirine	Uzes	1999	5.6	6.8	5.4	5.5	23.3

11. FEMININ NIVEAU6 7-10 ans . SA_DA (individuels)

11.1. Résultats par équipes





	Equipe	Club					Total
1	Uzes	Club de gymnastique uzetia	28.1	27.4	28.1	28.6	112.2

11.2. Résultats individuels





	Gymnaste	Equipe	Annee					Total
1	BERAS Salomé	Uzes	2002	7.0	7.3	7.2	8.0	29.5
2	QUINONERO Margot	Uzes	2001	7.0	6.7	7.3	7.5	28.5
3	LECOQ Julie	Uzes	2001	7.3	6.7	7.1	6.7	27.8
4	DENAULES Emilie	Uzes	2003	6.5	6.5	6.5	6.4	25.9
5	LATIL Jade	Uzes	2001	6.8	6.7	5.6	5.9	25.0
6	DELLA SCHIAVA Iris	Uzes	2002	0.0	0.0	0.0	0.0	0.0

12. FEMININ NIVEAU5 9-14 ans . SIMPLE_APPARTENANCE (individuels)

12.1. Résultats par équipes





	Equipe	Club					Total
1	Uzes	Club de gymnastique uzetia	26.1	23.4	24.8	28.4	102.7

12.2. Résultats individuels





	Gymnaste	Equipe	Annee					Total
1	MENAGER Carmen	Uzes	1999	7.0	6.7	6.6	7.2	27.5
2	DAVID Eva	Uzes	1999	6.5	6.9	5.8	7.0	26.2
3	MAREL Julia	Uzes	1998	6.4	5.1	6.7	7.5	25.7
4	PESIN Natacha	Uzes	1998	6.1	4.7	5.7	6.7	23.2
5	AMAND Mélinda	Uzes	1998	6.2	2.1	3.2	5.5	17.0
6	ASNARD Ludivine	Uzes	2000	0.0	0.0	0.0	0.0	0.0

13. FEMININ NIVEAU4 9-14 ans . SIMPLE_APPARTENANCE (individuels)

13.1. Résultats par équipes





	Equipe	Club					Total
1	Uzes	Club de gymnastique uzetia	21.9	24.5	22.7	25.5	94.6

13.2. Résultats individuels





	Gymnaste	Equipe	Annee					Total
1	GALTIER Lucinda	Uzes	2000	7.5	8.4	7.9	8.4	32.2
2	REFALO Julie	Uzes	1998	7.2	8.2	8.0	8.6	32.0
3	MAREL Elisa	Uzes	2000	7.2	7.9	6.3	8.4	29.8
4	BRAGER Emilie	Uzes	1997	6.3	7.5	6.8	8.5	29.1

14. FEMININ NIVEAU3 11 + . SIMPLE_APPARTENANCE (individuels)

14.1. Résultats par équipes





	Equipe	Club					Total
1	Uzes	Club de gymnastique uzetia	22.7	26.4	27.1	29.2	105.4

14.2. Résultats individuels





	Gymnaste	Equipe	Annee					Total
1	HERING Lauren	Uzes	1994	8.0	8.8	9.0	9.7	35.5
2	FORTO Léa	Uzes	1996	7.5	8.7	9.1	9.3	34.6
3	PLUVINAGE Morgane	Uzes	1995	7.2	7.5	8.7	9.6	33.0
4	VALENCAS Lisa	Uzes	1995	6.6	7.7	8.5	9.8	32.6
5	SANCHEZ Ophelie	Uzes	1995	0.0	8.9	9.0	9.7	27.6

15. FEMININ NIVEAU4 11 + . SIMPLE_APPARTENANCE (individuels)

15.1. Résultats par équipes





	Equipe	Club					Total
1	Vauvert	Vauvert energym club	22.0	24.4	25.9	25.9	98.2

15.2. Résultats individuels





	Gymnaste	Equipe	Annee					Total
1	LAMANT Shirley	Vauvert	1994	7.5	8.8	8.7	9.1	34.1
2	SEGATTI Camille	Vauvert	1988	7.3	7.8	8.7	8.1	31.9
3	MOINET Julliette	Vauvert	1994	6.8	7.8	8.5	8.5	31.6
4	LAUDE Nathanaelle	Vauvert	1998	7.1	6.7	7.9	8.3	30.0
5	LABRUYÈRE Léa	Vauvert	1999	7.2	6.8	7.8	7.9	29.7

16. FEMININ NIVEAU6 11 + . SA_DA (individuels)

16.1. Résultats par équipes





	Equipe	Club					Total
1	Vauvert	Vauvert energym club	28.9	27.1	28.4	26.8	111.2

16.2. Résultats individuels





	Gymnaste	Equipe	Annee					Total
1	LAUZIÉRE Laurie	Vauvert	1999	7.2	6.6	7.7	6.9	28.4
2	REDOUTE Elodie	Vauvert	1991	7.4	7.1	6.9	6.7	28.1
3	ISERN Cloé	Vauvert	1998	7.1	7.1	7.1	6.7	28.0
4	BRESSON Oriane	Vauvert	1998	7.2	6.3	6.7	6.5	26.7
5	BOUTAHAR Nadege	Vauvert	1989	6.8	2.5	6.4	6.0	21.7
6	JOLIVET Marion	Vauvert	1988	0.0	0.0	0.0	0.0	0.0

17. FEMININ NIVEAU7 9-14 ans . SA_DA (individuels)

17.1. Résultats par équipes

	Equipe	Club					Total
1	Vauvert	Vauvert energym club	24.2	27.5	25.4	28.5	105.6

17.2. Résultats individuels

	Gymnaste	Equipe	Annee					Total
1	SOULAGE Laurie	Vauvert	2000	6.9	6.8	6.8	7.6	28.1
2	CECILIA Morgane	Vauvert	1998	6.1	7.0	6.5	7.1	26.7
3	FERNANDEZ Alicia	Vauvert	1997	6.1	6.7	5.9	6.7	25.4
4	CLEMENT Jeanne	Vauvert	2000	5.1	6.8	6.2	6.7	24.8
	GONZALEZ Emma	Vauvert	2001	5.0	6.9	5.8	7.1	24.8