





Résultats de la compétition
Demi finale nationale UFOLEP G2
Valence et St Rambert d'Albon
25 et 26 mai 2013

1. FEMININ NIVEAU6 7-10 ans . SA_DA (individuels)

1.1. Résultats par équipes

	Equipe	Club					Total
1	Irigny	69--Amicale laique irigny	27.8	31.7	29.5	32.2	121.2
2	Millery	69--ESMC gym	27.5	30.9	27.9	31.1	117.4
3	Trets	13--Gymnastique sportive tretsoise	27.0	31.4	28.5	30.0	116.9
4	Villette d Anthon	69--Villette gym	27.0	30.5	26.6	31.5	115.6
5	Vénissieux	69--Cmo vénissieux	25.6	29.0	29.2	31.3	115.1
6	St Priest	69--Gymnique association saint priest	27.0	29.5	25.5	30.4	112.4
	Chateauxrenard	13--Indépendante chateauxrenard	25.3	29.9	26.2	31.0	112.4
8	Corbas	69--Corbas gym	26.3	27.7	26.6	31.0	111.6





1.2. Résultats individuels

	Gymnaste	Equipe	Annee					Total
1	REY Eden	Irigny	2004	6.8	8.4	7.8	7.4	30.4
2	BOULEZ Clementine	Irigny	2004	6.9	7.9	7.0	8.2	30.0
3	GAY Apoline	Irigny	2003	7.2	7.7	7.1	7.9	29.9
4	GRONDIN Lena	Irigny	2005	6.9	7.5	7.4	7.9	29.7
	VIAL Penelope	Irigny	2004	6.7	7.6	7.2	8.2	29.7
6	LAMURE Toscane	Trets	2004	7.3	8.0	6.4	7.9	29.6
	CASARES Mallauray	Corbas	2003	7.0	7.5	7.0	8.1	29.6
8	FRANCHETEAU Clara	Millery	2002	7.0	7.6	6.9	7.9	29.4
	VALADOUX-MIDOL Lilou	Millery	2002	6.7	7.7	7.2	7.8	29.4
10	PLAZZI Maeva	St Priest	2002	7.0	7.9	6.7	7.7	29.3
11	VANBECELAERE Evie	Millery	2002	7.0	7.8	7.0	7.4	29.2
12	NGOUNOU Pauline	Villette d Anthon	2003	7.1	7.7	6.2	8.1	29.1
	LANGAGNE Lea	Trets	2002	6.4	7.8	7.6	7.3	29.1
14	CALDAS VIEIRA Clara	Villette d Anthon	2003	6.8	7.8	6.4	8.0	29.0
	MELLARD Carla	Chateauxrenard	2002	7.1	7.3	6.5	8.1	29.0
16	RACHEDI Desiree	Trets	2003	6.6	7.7	7.7	6.9	28.9
17	TONIZZO Fanny	Trets	2003	6.6	7.9	6.5	7.8	28.8
18	DJELIDA Alessia	Vénissieux	2003	7.3	6.9	7.2	7.3	28.7
	GAREL Ambre	Millery	2002	6.8	7.5	6.8	7.6	28.7
20	KEDAD Sirine	Vénissieux	2003	6.2	7.4	6.9	8.0	28.5
21	VIALLARD Maureen	Millery	2002	6.4	7.5	6.7	7.8	28.4
22	BETTINGER Jeanne	St Priest	2002	6.6	7.6	6.5	7.6	28.3
	NIETO Erine	Corbas	2002	6.4	6.8	7.1	8.0	28.3
24	KOLOSSOV Ana	Irigny	2005	5.9	7.7	7.1	7.5	28.2
25	BARTOLO Aurélie	Millery	2002	5.9	7.8	6.8	7.6	28.1
	GARCIA Emilie	Chateauxrenard	2004	6.5	7.8	6.2	7.6	28.1
27	CHEVASSUS DIAZ Emma	Villette d Anthon	2002	6.4	7.3	6.8	7.5	28.0
	BONNIN Néréa	Vénissieux	2003	6.0	7.2	7.6	7.2	28.0
29	PILIA Pauline	Villette d Anthon	2002	5.4	7.7	7.2	7.6	27.9
30	BOUSAHLA Sirine	Vénissieux	2003	5.6	7.4	7.5	7.3	27.8
31	DUCOMBS Emma	Trets	2003	6.5	7.5	6.7	7.0	27.7
32	LEBRETON Jessica	Vénissieux	2002	6.0	7.0	6.6	7.9	27.5
33	ALVAREZ Sarah	Chateauxrenard	2003	5.6	7.3	6.7	7.7	27.3
34	GUTIERREZ Cindy	Chateauxrenard	2003	5.4	7.5	6.5	7.6	27.0
35	TAIBI Océane	Vénissieux	2003	6.1	6.6	6.0	8.1	26.8

36	MATHON Nina	St Priest	2002	6.6	7.8	4.7	7.6	26.7
37	DE SOUSA Johanna	Corbas	2003	6.7	6.7	5.8	7.0	26.2
	SEGADO Estelle	Corbas	2002	6.2	5.7	6.7	7.6	26.2
	COLSON Clara	Chateaurenard	2002	6.1	6.3	6.5	7.3	26.2
40	MAHMOUD Assil	St Priest	2002	6.3	6.2	5.9	7.5	25.9
41	FIOGER Emma	Villette d Anthon	2003	6.7	5.6	5.7	7.8	25.8
42	BARTOLINI Alizee	Trets	2002	6.5	6.9	5.3	6.9	25.6
43	DOMPMARTIN Flavie	Corbas	2003	5.5	6.7	5.4	7.3	24.9
	RUPPERT Nell	Corbas	2002	5.7	6.4	5.8	7.0	24.9
45	LE PALLEC Maelle	St Priest	2002	6.2	4.1	6.4	7.5	24.2
46	LAHLALI Manel	St Priest	2002	6.8	5.2	5.1	7.0	24.1
47	DAS NEVES Inès	Villette d Anthon	2002	0.0	6.9	5.9	6.8	19.6

2. FEMININ NIVEAU3 11 + . SA_DA (individuels)

2.1. Résultats par équipes

	Equipe	Club					Total
1	Irigny 1	69--Amicale laïque irigny	24.0	26.1	27.4	27.4	104.9
2	St Genis les Ollières 1	69--Entente St genoise	22.6	26.4	27.9	26.9	103.8
3	Loriol	26--Groupe omnisports loriolais (gol)	22.6	25.9	27.9	27.2	103.6
4	Villefranche Femina	69--Fémina gymnique de villefranche	22.5	25.7	26.0	27.1	101.3
5	Lambesc	13--ALSL lambesc	22.1	25.1	27.0	25.4	99.6
6	Roanne	42--Amicale laïque de jeunes filles de roanne	20.4	26.8	26.2	26.0	99.4
7	Vaugneray 2	69--Union sportive de l'ouest lyonnais	21.5	25.3	25.8	26.2	98.8
8	St Genis les Ollières 2	69--Entente St genoise	22.0	25.1	26.3	25.0	98.4
9	Jonage	69--E.s.j gymnastique artistique	21.4	24.6	24.5	25.8	96.3
10	Crest	26--Us crétoise gymnastique	22.4	24.4	23.7	25.1	95.6
11	Vaugneray	69--Union sportive de l'ouest lyonnais	20.8	22.4	23.9	24.8	91.9
12	Riorges	42--Olympique riorges gymnastique	20.3	22.0	23.0	25.3	90.6








2.2. Résultats individuels

	Gymnaste	Equipe	Annee					Total
1	POIZAT Lauren	Villefranche Femina	1989	8.5	9.6	9.2	9.1	36.4
	MORETTI Katarina	Irigny 1	1988	8.7	9.4	9.2	9.1	36.4
3	VERMOREL Loriane	St Genis les Ollières 1	1993	7.7	8.8	9.4	8.7	34.6
4	MOREAU Estelle	St Genis les Ollières 1	1992	7.3	8.7	9.2	9.3	34.5
5	PARIZOT Audrey	Irigny 1	1996	7.7	8.1	9.2	9.3	34.3
	ABAD Fanny	Vaugneray 2	1990	7.3	8.9	9.2	8.9	34.3
7	DUVERNAY Marie	Villefranche Femina	1989	7.6	8.3	9.3	9.0	34.2
8	CROZIER Emma	Irigny 1	1991	7.6	8.4	9.0	9.0	34.0
	MATHIAS Mélanie	St Genis les Ollières 1	1993	7.6	8.9	8.6	8.9	34.0
10	GAUDARD Maureen	Loriol	1999	7.6	8.5	8.8	9.0	33.9
	THEVENET Lea	Loriol	2000	7.2	8.1	9.5	9.1	33.9
12	BRZEZINSKA Coralie	Loriol	1995	7.0	9.3	9.6	7.8	33.7
13	JAUMONET Marie	Jonage	1991	7.1	8.3	8.5	9.2	33.1
	CHATRE Celine	Roanne	1993	6.9	9.4	8.7	8.1	33.1
15	BLANCHARD Camille	Roanne	1986	6.7	8.9	8.4	9.0	33.0
16	PIN Emilie	Roanne	1987	6.8	8.1	9.1	8.9	32.9
	ARLAUD Romane	St Genis les Ollières 2	1995	7.4	7.7	9.2	8.6	32.9
18	SERANGE Morgane	Lambesc	1998	8.3	7.4	9.4	7.7	32.8
19	GALLOIS Chanelle	St Genis les Ollières 1	1992	6.7	8.2	9.1	8.7	32.7
20	BARRAL Laurene	Lambesc	1995	6.5	8.5	8.8	8.8	32.6








21	PARIZOT Estelle	Irigny 1	1996	7.1	8.3	8.4	8.5	32.3
	BADOR Charline	Vaugneray 2	1992	6.9	8.3	8.5	8.6	32.3
	REMILLEUX Myriam	St Genis les Ollières 2	1990	6.8	8.8	8.2	8.5	32.3
24	BLOIN JULIETTE	Loriol	1999	7.8	7.8	7.5	9.1	32.2
25	ORIOU Camille	Irigny 1	1996	7.2	7.5	8.5	8.9	32.1
	PEFAURE Jade	St Genis les Ollières 2	1995	7.8	8.5	8.6	7.2	32.1
27	ROUSTAN Amelie	Lambesc	1996	7.1	8.3	8.3	8.0	31.7
	DE SOUSA Cathy	Jonage	1997	7.1	7.9	8.0	8.7	31.7
29	DE SOUSA Carine	Jonage	1994	7.2	8.4	8.0	7.9	31.5
	AZAIS Abigail	Crest	1996	8.1	7.6	7.1	8.7	31.5
31	ROLLAND Celie	Crest	2000	6.9	8.1	8.3	8.0	31.3
32	GEORGE Valerie	Riorges	1987	7.2	7.7	8.2	8.1	31.2
33	CURMI Noemie	Vaugneray	1997	6.9	7.7	8.2	8.3	31.1
34	CHATRE Delphine	Roanne	1990	6.5	8.5	8.1	7.8	30.9
35	BERNARD Emilie	Lambesc	1998	6.7	7.1	8.4	8.6	30.8
36	CUMIN Estelle	Villefranche Femina	1999	6.4	7.8	7.5	9.0	30.7
37	PRE Claire	Vaugneray 2	1988	6.9	7.1	7.9	8.7	30.6
38	PERRUSSET Noëllie	Vaugneray 2	1992	7.3	8.1	6.6	8.5	30.5
39	BRUNEL Alexandra	Jonage	1995	6.8	7.6	7.9	7.8	30.1
40	LANTHEAUME Nelly	Crest	1999	6.5	8.1	7.0	8.4	30.0
	COSTA Myriam	St Genis les Ollières 2	1989	6.2	7.4	8.5	7.9	30.0
	MIETTON Sandra	St Genis les Ollières 2	1988	6.1	7.8	8.2	7.9	30.0
43	JACQUEMOND Noemie	Riorges	1996	6.6	6.8	7.9	8.5	29.8
44	COLARDELLE Pauline	Crest	1996	6.9	6.8	8.3	7.6	29.6
45	MAMET Orlane	Riorges	1996	6.4	7.5	6.9	8.7	29.5
46	COLOMB Juliette	Crest	2000	7.4	8.2	6.0	7.7	29.3
47	DECLERIEUX Oceane	Vaugneray	1997	6.8	5.1	8.3	8.9	29.1
	LAMBERT Olympe	Vaugneray	1997	6.4	7.7	7.4	7.6	29.1
49	ROBIN Cézanne	Jonage	1997	6.7	7.6	7.6	7.1	29.0
50	SAUZE Adeline	Loriol	1994	6.7	7.0	6.2	8.0	27.9
51	GAY Alice	Vaugneray	1997	6.3	7.0	6.9	6.8	27.0
52	LERICHOMME Sarah	Riorges	1997	6.5	6.3	5.8	7.4	26.0
53	MOREAU Alexia	St Genis les Ollières 1	1992	6.9	7.9	9.3	0.0	24.1
54	BREHIN Margaux	Vaugneray 2	1991	6.3	6.6	8.1	0.0	21.0
55	DUC Cyrielle	Vaugneray	1995	7.1	7.0	6.6	0.0	20.7
56	IDANEZ Vanessa	Lambesc	1996	0.0	8.3	8.8	0.0	17.1
57	BOURLIER Clara	Riorges	1995	0.0	0.0	5.4	0.0	5.4
58	GROCCIA Gilly	Villefranche Femina	1999	0.0	0.0	0.0	0.0	0.0

3. MASCULIN NIVEAU2 11 + . SA_DA (individuels)

3.1. Résultats par équipes

	Equipe	Club								Total
1	Amplepuis	69--La fraternelle	26.6	25.2	26.2	25.8	25.8	26.3		155.9
2	Vaugneray	69--Union sportive de l'ouest lyonnais	16.4	21.7	16.4	16.9	26.5	7.4		105.3

3.2. Résultats individuels

	Gymnaste	Equipe	Annee								Total
1	BERTET Virgil *	Pont de Beauvoisin 1 (indiv) (indiv)	1995	9.7	8.4	9.5	9.1	10.2	9.3		56.2
2	CHRISTOPHLE Rémi	Amplepuis	1991	8.8	8.5	9.3	9.0	8.0	9.2		52.8
3	PONVIANNE Pierre	Vaugneray	1993	8.8	7.5	9.7	8.9	9.0	7.4		51.3
4	ROCHE Clément	Amplepuis	1995	9.0	7.2	8.5	8.5	7.1	7.2		47.5
5	GAILLARD Florent *	Pierre Bénite 1 (indiv) (indiv)	1989	8.3	7.7	9.4	9.1	8.1	3.1		45.7
6	BENTOUMI Stéphane	Amplepuis	1981	8.8	9.5	0.0	8.3	8.3	9.7		44.6
7	IAFRATE Tony	Amplepuis	1990	6.5	6.2	8.4	7.2	7.1	7.4		42.8
8	VINALS Arthur *	Pierre Bénite 1 (indiv) (indiv)	1996	7.6	5.0	3.6	8.5	6.2	6.1		37.0
9	DA SILVA Florian	Amplepuis	1992	8.1	4.7	5.1	0.0	9.5	5.2		32.6
10	GUILLET Alex	Vaugneray	1996	7.6	6.8	0.0	8.0	8.7	0.0		31.1
11	PAPOT Cédric	Vaugneray	1987	0.0	7.4	6.7	0.0	8.8	0.0		22.9
12	DESHIERE Romain *	Domène 1 (indiv) (indiv)	1984	0.0	0.0	0.0	0.0	0.0	0.0		0.0
	LOAEC Baptiste *	Domène 1 (indiv) (indiv)	1991	0.0	0.0	0.0	0.0	0.0	0.0		0.0
	MARIGNIER Clément	Vaugneray	1992	0.0	0.0	0.0	0.0	0.0	0.0		0.0

4. MASCULIN NIVEAU4 11 + . SA_DA (individuels)

4.1. Résultats par équipes

	Equipe	Club							Total
1	Francheville	69--Gym dans'	27.1	24.3	25.4	25.6	25.8	25.0	153.2
2	Savigny	69--A.s.c.savigny	26.6	23.7	25.6	24.8	26.3	24.9	151.9
3	Vénissieux	69--Cmo vénissieux	25.2	24.8	25.4	24.3	25.1	25.4	150.2
4	Roanne ALRG	42--Amicale laïque de roanne garçons	25.4	22.7	24.7	23.9	24.1	25.2	146.0
5	Crolles	38--Gym et rythme crolles	25.8	22.6	24.4	25.5	24.3	22.3	144.9
6	Tullins	38--Tullins la Vaillante	25.5	22.8	25.8	24.3	23.4	22.9	144.7
7	Vaugneray	69--Union sportive de l'ouest lyonnais	25.9	23.0	23.6	23.3	25.1	23.4	144.3
	Charlieu	42--Amicale laïque charlieu	25.0	24.0	24.9	22.2	24.9	23.3	144.3
9	Givors	69--Independante givors	26.1	21.8	22.6	22.8	22.5	22.4	138.2
10	Bourg de Thizy	69--Enfants de la trambouze	22.2	19.5	23.8	21.9	24.9	21.5	133.8
11	Domène	38--Etoile sportive doménoise	22.1	20.3	21.2	21.1	22.3	17.9	124.9
12	Villefranche sur saone	69--Union Gymnique Villefranche	22.6	18.3	20.1	22.4	21.4	15.5	120.3
13	Voreppe	38--Voreppe la vaillante	24.2	14.9	13.2	22.3	18.3	15.0	107.9
Equipes déclassées									
	Equipe	Club							Total
1	Lozanne	69--Gym lozanne	24.3	24.2	24.0	22.7	23.6	22.9	141.7

4.2. Résultats individuels

	Gymnaste	Equipe	Année							Total
1	GULACHVILI David	Vénissieux	1995	8.9	9.3	9.1	8.3	9.1	9.0	53.7
2	RICHARD Martin	Francheville	1994	9.2	8.1	8.3	8.5	8.7	8.5	51.3
3	BESSON Teddy	Savigny	1995	9.1	7.0	8.4	9.3	8.6	8.7	51.1
4	HUMBERT Clement	Crolles	1994	8.8	7.3	8.5	9.5	8.5	8.0	50.6
5	GILBERT Arno	Francheville	1996	8.9	8.4	8.5	8.3	8.5	7.9	50.5
6	BROTEL Tristan	Tullins	1995	9.1	8.3	8.7	7.7	8.1	8.2	50.1
7	MOISAN Fabien	Savigny	1995	9.0	7.4	8.9	7.8	8.9	8.0	50.0
8	MICHAUD Victor	Francheville	1997	8.6	7.8	8.6	8.8	8.4	7.7	49.9
9	BOUNAAS Nacer	Francheville	1976	9.0	7.6	8.3	7.5	8.6	8.6	49.6
10	COUP LA FRONDE Thomas	Villefranche sur saone	1996	8.9	8.4	8.3	7.7	8.5	7.1	48.9
11	JUNET Emile	Roanne ALRG	1997	8.8	7.5	8.3	7.7	8.2	7.9	48.4
12	VALLOIRE Lionel	Charlieu	1982	8.4	8.2	8.3	7.6	7.7	7.8	48.0
	WOJTASIKIEWICZ Michael	Charlieu	1991	7.2	8.4	8.2	7.5	9.0	7.7	48.0
	RIGOLIER Pierre	Savigny	1988	8.4	7.8	7.1	7.7	8.8	8.2	48.0
15	GRANGEAT Arnaud	Crolles	1996	8.8	8.2	8.1	8.4	7.2	7.2	47.9
	WECXSTEEN Jérémy	Vaugneray	1997	8.2	7.9	7.9	7.7	8.3	7.9	47.9
17	CANTALUPPI Thibaut	Vénissieux	1996	8.9	7.8	8.0	7.7	7.7	7.6	47.7
	ROBERT Damien	Lozanne	1997	8.6	7.8	7.9	7.7	8.5	7.2	47.7

19	LATHUILLERE Hadrien	Bourg de Thizy	1992	7.3	7.9	8.4	7.7	8.8	7.4	47.5
20	TAOUKI Keryan	Roanne ALRG	1997	7.0	7.6	8.1	8.2	7.9	8.2	47.0
21	PRADEL Robin	Tullins	1996	8.1	7.5	8.5	7.2	8.3	7.2	46.8
22	BARRIER Alexandre	Roanne ALRG	1997	7.9	6.9	7.6	8.0	7.6	8.4	46.4
23	BESSON Thomas	Savigny	1990	8.5	6.9	8.3	7.6	7.3	7.7	46.3
24	REBOUL Pierre	Vaugneray	1996	8.4	7.9	6.9	7.5	7.7	7.8	46.2
25	JACOUD Lancelot	Vaugneray	1998	9.1	6.7	6.8	8.1	7.6	7.7	46.0
26	BRUNEL Jimmy	Roanne ALRG	1995	8.6	7.6	7.3	6.8	8.0	7.4	45.7
	MONNERIE Johann	Charlieu	1994	8.1	6.3	8.4	6.9	8.2	7.8	45.7
28	BILLON-GALLAND Maxime	Lozanne	1996	7.6	8.3	8.0	7.5	7.0	7.0	45.4
29	TAMINI Hugo	Lozanne	1996	7.9	6.4	7.8	7.5	8.1	7.6	45.3
30	AMINI Masrour	Roanne ALRG	1997	8.0	5.5	8.3	7.4	7.3	8.6	45.1
31	GRANGEAT Gaetan	Crolles	1992	7.8	7.1	7.8	7.4	7.9	7.0	45.0
	ROCHE Guillaume	Tullins	1995	7.6	6.5	8.6	7.8	7.0	7.5	45.0
	ROLLET Mathias	Givors	1996	9.0	7.3	6.2	7.5	7.3	7.7	45.0
34	CARDOSO Dimitri	Givors	1994	7.7	7.8	7.0	7.5	7.6	7.3	44.9
35	LOAEC Tristan	Domène	1997	7.6	7.9	8.2	7.4	7.7	5.8	44.6
36	NARBOUX Nathan	Bourg de Thizy	1997	7.3	6.6	8.3	7.4	8.0	6.9	44.5
37	GUILLEMIN Kilian	Givors	1996	8.3	6.4	7.5	7.7	7.4	7.1	44.4
38	JAMONAC Matthias	Tullins	1996	8.0	7.0	8.0	8.8	6.4	6.1	44.3
39	BARBET Paul	Savigny	1996	8.1	8.5	4.5	7.7	8.1	7.3	44.2
40	BACCONNIER Samuel	Domène	1994	8.0	7.1	7.1	7.1	7.0	7.8	44.1
41	GRAÏD Iheb	Givors	1996	8.8	6.3	7.2	7.4	7.5	6.5	43.7
42	VICHY Claude	Charlieu	1962	8.5	7.4	6.6	7.1	6.6	7.4	43.6
43	MALTESE Jordan	Givors	1991	7.2	6.7	7.9	7.6	6.0	7.4	42.8
44	BOURASSAUD Julien	Bourg de Thizy	1996	7.6	5.0	7.1	6.8	8.1	7.2	41.8
45	COURTHIAL Sebastien	Tullins	1994	8.3	6.1	6.2	7.7	6.4	7.0	41.7
	GAILLARD Guillaume	Voreppe	1994	8.0	6.4	6.9	7.3	6.6	6.5	41.7
47	GUEYDON Jonathan	Villefranche sur saone	1997	7.1	6.8	7.8	7.5	6.8	5.0	41.0
48	GABSI Anis	Vénissieux	1982	0.0	7.2	8.3	8.3	8.0	8.8	40.6
49	CARNEIRO David	Vaugneray	1996	8.4	6.5	8.8	7.4	8.7	0.0	39.8
50	TALAHY Abdelhak	Vénissieux	1993	7.4	7.7	7.8	7.4	8.0	0.0	38.3
51	COUPLIERE Renan	Lozanne	2000	7.8	4.4	3.9	7.4	6.6	8.1	38.2
52	GALLIX Robin	Domène	1995	6.5	5.3	5.9	6.6	7.6	4.3	36.2
53	CAMILLERI Lucas	Crolles	1997	8.2	7.0	0.0	6.8	7.5	6.5	36.0
54	ROTA Hugo	Voreppe	2000	8.1	4.9	3.1	7.6	7.0	4.8	35.5
55	BARNOLA Samuel	Crolles	1999	0.0	5.6	6.3	7.6	7.9	7.1	34.5
56	GOUTTE Mathias	Bourg de Thizy	1999	6.4	4.2	5.1	6.6	5.7	5.9	33.9
57	BLASCO Cyprien	Vaugneray	1996	8.3	7.2	0.0	0.0	8.1	7.7	31.3
58	AUBOIS-LIOGIER Valentin	Lozanne	1995	7.1	8.1	8.1	7.2	0.0	0.0	30.5
59	BRINGUES Antoine	Villefranche sur saone	1995	6.6	2.7	4.0	6.7	6.1	2.1	28.2
60	RECHARD William	Voreppe	2000	8.1	3.6	3.2	7.4	3.6	1.8	27.7
61	FROMONT Pierre	Villefranche sur saone	1997	5.5	3.1	3.2	7.2	5.1	3.4	27.5
62	LAMBERT Adrien	Voreppe	2000	7.3	2.9	1.0	7.3	4.7	3.7	26.9
63	BAHRI Alexandre	Villefranche sur saone	1997	6.4	1.1	1.2	7.1	2.2	1.1	19.1
64	SHELLARD Jonathan	Francheville	1997	0.0	0.0	0.0	0.0	0.0	0.0	0.0
	AUBERT Tristan	Vénissieux	1994	0.0	0.0	0.0	0.0	0.0	0.0	0.0
	CHAMBAT Arnaud	Charlieu	1995	0.0	0.0	0.0	0.0	0.0	0.0	0.0

5. MASCULIN NIVEAU4 9-14 ans . SA_DA (individuels)

5.1. Résultats par équipes

	Equipe	Club							Total
1	Vénissieux	69--Cmo vénissieux	26.9	25.1	26.0	23.7	27.6	23.7	153.0
2	Francheville	69--Gym dans '	26.0	25.4	25.9	25.6	26.3	23.4	152.6
3	Millery	69--ESMC gym	23.7	23.5	24.9	22.2	25.5	21.9	141.7
4	Vaugneray	69--Union sportive de l'ouest lyonnais	24.3	23.9	24.9	22.5	25.1	19.3	140.0
5	Roanne ALRG	42--Amicale laïque de roanne garçons	25.1	23.0	23.8	22.0	19.8	22.8	136.5
6	Pont de Beauvoisin	38--La Sentinelle	24.5	21.2	24.1	20.9	24.5	21.1	136.3
7	St Genis les Ollières	69--Entente St genoise	23.4	24.8	24.1	22.7	22.3	17.9	135.2
8	St Priest	69--Gymnique association saint priest	25.4	24.0	24.3	21.9	21.4	15.4	132.4
9	Rhodia club	38--Rhodia-Club Gymnastique	24.2	22.2	23.2	22.4	21.6	16.5	130.1





5.2. Résultats individuels

	Gymnaste	Equipe	Anne e							Total
1	POMPILLO JEANNE Niels	Vénissieux	2001	9.0	8.2	8.7	8.6	9.3	7.8	51.6
2	BENKEMOUN-KORKUT William	Vénissieux	2000	8.9	8.9	8.7	7.4	9.2	8.2	51.3
3	GALLEA Faustin	Francheville	1998	8.4	8.8	8.6	8.8	8.7	7.6	50.9
4	MORELLON Pierrick	St Genis les Ollières	1999	8.8	8.4	8.5	8.5	8.0	8.2	50.4
5	AISSANI Marin	Francheville	2000	8.8	8.6	8.6	7.8	9.1	6.9	49.8
6	TALLET Robin	Francheville	2001	8.8	7.9	8.2	8.6	8.2	7.6	49.3
7	ANTONIALI Nicolas	Millery	1999	8.1	7.9	8.6	7.6	9.1	7.8	49.1
8	BONNETTO Andy	Pont de Beauvoisin	1999	9.0	7.6	8.5	7.2	8.9	7.8	49.0
9	AVICE Tim	Francheville	1998	7.3	8.0	8.7	8.2	8.5	8.2	48.9
10	LEREDOTTE Raphael	St Priest	2001	8.9	8.5	8.1	7.5	8.0	6.2	47.2
11	VAIR PIOVA Robin	Vaugneray	2000	8.5	7.9	8.1	7.5	8.6	6.5	47.1
12	CROS Louis	Vénissieux	2001	7.4	8.0	8.6	7.5	8.6	6.5	46.6
13	DI LIEGRO Lucas	Roanne ALRG	1998	8.6	7.1	8.3	7.5	6.4	7.7	45.6
14	LEVILLAIN Lucas	Millery	1999	8.1	7.6	8.6	6.8	8.4	6.0	45.5
	DESMAISON Tom	Vaugneray	2000	7.4	8.3	8.5	7.2	8.2	5.9	45.5
16	GALET Ulysse	Millery	1998	7.5	7.6	7.7	7.2	8.0	7.1	45.1
17	FILLON Mathieu	Roanne ALRG	1998	8.4	7.8	7.9	7.2	5.5	7.9	44.7
18	PATISSIER Luca	Roanne ALRG	1999	8.1	8.0	7.6	7.3	6.3	7.2	44.5
19	MARTIN Lucas	Vaugneray	1999	8.4	6.9	8.3	7.4	7.3	6.1	44.4
20	WACHTEL Thomas	Rhodia club	2001	8.1	7.0	8.3	7.4	7.1	6.1	44.0
21	JOSSE-CORDONNIER Julien	Vénissieux	2001	7.3	7.8	7.7	6.7	8.5	5.8	43.8
	CHOIRAT Rémi	Pont de Beauvoisin	1999	8.0	5.9	8.5	6.7	8.6	6.1	43.8
23	AVICE Lucas	Francheville	2000	7.2	7.1	8.6	7.0	8.0	5.0	42.9
24	AFFANASSIEF Axel	Rhodia club	2000	8.3	6.6	7.7	7.3	7.5	5.4	42.8
25	BRUAS Hugo	Millery	1999	7.4	7.7	6.6	7.4	6.6	7.0	42.7
26	DZIOD Tristan	St Priest	1999	8.2	7.2	7.9	7.4	6.5	5.0	42.2
27	BIMMEL Luc	Pont de Beauvoisin	1998	7.5	6.9	7.1	6.9	6.4	6.7	41.5
28	LIOBARD Maxime	Vénissieux	2001	9.0	7.8	0.0	7.6	9.1	7.7	41.2

29	LOPEZ Thomas	St Priest	2000	6.5	8.2	8.3	7.0	6.9	4.2	41.1
	MOUILLET Leonard	St Genis les Ollières	2000	7.2	8.1	7.9	7.2	5.8	4.9	41.1
31	HUMBERT Thibaud	Pont de Beauvoisin	1999	7.2	6.7	6.3	6.8	7.0	6.6	40.6
32	CORNEN Titouan	Millery	2001	7.0	7.9	6.9	7.1	6.2	5.4	40.5
33	DUBOIS Maxime	Rhodia club	1999	7.8	7.4	7.2	7.0	5.8	5.0	40.2
34	BARRIERE Louis	Roanne ALRG	1999	7.8	7.0	7.0	7.1	7.1	3.5	39.5
	SERRETA Enzo	St Genis les Ollières	2000	7.3	8.3	7.6	6.6	7.0	2.7	39.5
36	MENETRIEUX Charles	Rhodia club	2000	7.7	7.8	7.2	7.5	7.0	2.1	39.3
37	PAGEREY Clovis	St Genis les Ollières	1999	6.7	5.9	7.7	6.5	7.3	4.8	38.9
38	AFANASSIEFF Titouan	Rhodia club	2002	7.8	5.9	7.2	7.5	5.7	3.6	37.7
39	PINON Cristian	Vaugneray	1998	0.0	7.7	7.1	7.6	8.3	6.7	37.4
40	DEPORTE Yannick	St Priest	1999	6.8	7.3	6.2	6.8	6.1	3.8	37.0
41	JOUSSE Foucault	St Genis les Ollières	2001	7.3	7.5	6.8	7.0	4.1	1.0	33.7
42	SCARCIELLO Enzo	Roanne ALRG	1999	6.6	7.2	5.3	6.6	2.7	1.3	29.7
43	FELLAGUE Reda	St Priest	2001	8.3	5.8	3.7	6.4	2.4	2.1	28.7
44	FERRE Lucas	Vaugneray	1999	0.0	0.0	0.0	0.0	7.8	5.7	13.5

6. FEMININ NIVEAU5 9-14 ans . SA_DA (individuels)

6.1. Résultats par équipes

	Equipe	Club					Total
1	Lambesc	13--ALSL lambesc	28.0	32.6	29.8	33.0	123.4
2	Crolles	38--Gym et rythme crolles	25.9	31.2	30.6	33.3	121.0
3	Valence	26--valence gym	28.1	30.0	30.7	32.0	120.8
4	St Priest	69--Gymnique association saint priest	27.3	31.2	28.1	32.1	118.7
5	Rhodia club	38--Rhodia-Club Gymnastique	26.8	31.1	28.6	30.7	117.2
	Chaponnay	69--Chaponnay gym	27.2	30.6	28.0	31.4	117.2
7	Jonage 2	69--E.s.j gymnastique artistique	27.0	28.6	29.5	30.2	115.3
8	Trets	13--Gymnastique sportive tretsoise	26.6	31.1	28.8	28.2	114.7
9	Francheville	69--Gym dans'	26.3	31.2	27.5	29.1	114.1
10	Belleville sur saone	69--Gym club belleville beaujolais	27.7	29.2	27.1	28.4	112.4
11	La ciotat	13--Gymnaste club la ciotat	26.4	29.6	26.2	29.6	111.8
12	Boen AL	42--Amicale laique de boen	26.4	28.7	27.3	29.2	111.6
13	Anse	69--Jeunesse ansoise	27.4	26.2	27.5	29.7	110.8
14	Brindas	69--A.s.brindas	26.2	27.9	26.1	28.9	109.1
15	Corbas	69--Corbas gym	26.0	27.5	26.4	28.1	108.0

6.2. Résultats individuels







	Gymnaste	Equipe	Annee					Total
1	DELAVALLE Blandine	Lambesc	2000	7.3	8.2	8.0	8.4	31.9
2	BLANDIN Déborah	St Priest	1998	7.2	8.0	7.6	8.5	31.3
	JACOB Cassandra	Jonage 2	1999	7.1	7.6	8.1	8.5	31.3
4	BELTRAN Jade	Valence	2001	7.2	8.0	7.9	7.8	30.9
5	PIAU Romane	Lambesc	2000	6.9	8.3	7.3	8.1	30.6
6	BERTRAND Cloe	Crolles	1999	6.3	8.1	7.5	8.6	30.5
7	MOUTON Eloise	Lambesc	2000	7.0	8.1	6.8	8.4	30.3
8	DELAGOUTTE Alice	Crolles	1999	6.7	7.6	7.8	8.1	30.2
	GOBET Lea	Valence	1999	7.0	7.9	7.7	7.6	30.2
10	ARLAUD Mathilde	Lambesc	1999	6.8	7.7	7.5	8.1	30.1
	POTTIER Kimberley	Rhodia club	2000	6.7	7.9	7.4	8.1	30.1
12	JANDARD Noémie	Brindas	2000	7.1	7.9	6.9	8.0	29.9
13	DE LA GASTINE Mathilde	Francheville	2001	6.9	7.8	7.1	7.9	29.7
	ANTOINE Julie	Trets	2000	6.8	7.7	8.0	7.2	29.7
	FABRE Ines	Crolles	1999	6.5	6.9	8.0	8.3	29.7
16	ROCHE Lisa	Rhodia club	1998	6.4	7.9	7.6	7.6	29.5
17	GUIGUET Jade	St Priest	1998	7.0	8.0	6.3	8.1	29.4
	JOURDAN Salomé	Crolles	1999	6.4	8.0	7.3	7.7	29.4
19	BLANC Loraine	Jonage 2	1999	7.0	7.0	7.5	7.8	29.3
	OBOUSSIER Cassandra	Valence	1999	6.5	6.7	7.7	8.4	29.3
	ROY Pauline	Chaponnay	1998	6.9	7.2	7.3	7.9	29.3

22	L Aidani Melissa	Trets	1999	6.6	8.4	6.8	7.3	29.1
	FERRIZ Julie	Chaponnay	2000	6.5	7.8	7.2	7.6	29.1
24	REINICHE MANON	Valence	1999	6.9	6.5	7.4	8.2	29.0
25	REYMOND Heloise	Francheville	1999	6.5	8.3	6.1	8.0	28.9
	FLORIS Lisa	Lambesc	1999	6.7	8.0	7.0	7.2	28.9
27	CREPIEUX Juliette	Chaponnay	2002	7.3	7.7	5.9	7.9	28.8
	D'ALESSANDRO Elsa	Chaponnay	2001	6.5	7.4	7.1	7.8	28.8
29	ALLARDON Clemence	St Priest	1999	6.1	7.3	7.4	7.9	28.7
	VERPOIX Morgane	Belleville sur saone	1999	6.5	7.5	7.3	7.4	28.7
31	LUMETTA Carla	Lambesc	2000	6.8	7.9	6.1	7.8	28.6
32	MARANO Ninon	Boen AL	2001	6.8	7.8	6.6	7.3	28.5
33	ZALEWSKI Lara	Anse	1999	7.2	7.3	6.6	7.3	28.4
	FRUSTA-BRUOT Ireland	La ciotat	2000	6.9	6.0	7.2	8.3	28.4
35	LE COEUR Alix-marie	Valence	1998	7.0	7.4	6.5	7.4	28.3
36	BONNAUD Marine	Rhodia club	1999	6.8	7.5	6.9	7.0	28.2
	MADINIER Abbygaelle	Belleville sur saone	1998	7.3	7.7	6.4	6.8	28.2
	THIBAUDAT Chloe	Belleville sur saone	1999	7.0	6.7	6.8	7.7	28.2
39	BARON Laura	St Priest	1999	6.8	6.9	6.7	7.6	28.0
40	CHARRET Elina	Boen AL	1999	6.4	7.2	6.9	7.4	27.9
41	GEORGES Caroline	La ciotat	1998	6.7	7.8	6.2	7.1	27.8
	MABILLE Betty	La ciotat	1999	6.5	7.4	6.7	7.2	27.8
43	SAINT YVES Emmie	Trets	2001	6.7	7.7	6.7	6.6	27.7
	WUNSCHÉ Alicia	Trets	1999	6.5	7.3	6.8	7.1	27.7
45	DELAVERNHE Chloe	Francheville	2001	6.1	7.2	7.6	6.6	27.5
	COMTE Andréa	Chaponnay	1998	6.4	6.9	6.4	7.8	27.5
47	TALLENT Justine	Francheville	1999	6.7	7.9	6.2	6.6	27.4
	STOSSKOPF Charlotte	Trets	1998	6.4	7.2	7.2	6.6	27.4
49	BOULARD-RUTY Marie	Anse	1999	7.3	6.0	6.9	7.1	27.3
	CHAPOT Gaelle	Boen AL	1999	6.1	7.0	7.3	6.9	27.3
	CANO Lea	Rhodia club	2000	6.5	7.8	6.7	6.3	27.3
52	ESTEBE Alice	Anse	1999	6.2	6.6	7.0	7.4	27.2
53	SAMSOEN Chloe	Anse	1999	6.7	5.3	7.0	7.9	26.9
	CASAS Maeli	Corbas	1998	6.5	6.4	7.4	6.6	26.9
	GOUDSTIKKER Manon	Jonage 2	1998	6.4	6.5	7.1	6.9	26.9
56	MARCO Anaïs	Corbas	2000	6.7	7.7	5.5	6.9	26.8
	DE CIANTIS Lena	Jonage 2	1999	6.5	7.5	6.0	6.8	26.8
58	SALLET Marie	St Priest	1998	6.0	6.9	6.4	7.4	26.7
	CHAUSSINAND Lisa	Rhodia club	2001	6.8	7.1	4.8	8.0	26.7
60	BOURDON Sarah	Belleville sur saone	1998	6.9	7.3	6.6	5.7	26.5
61	VERMOREL Camille	St Priest	1999	6.3	7.9	5.4	6.8	26.4
	VEZIN Mathilde	Brindas	1998	6.1	6.4	6.8	7.1	26.4
63	MOUSSY Marine	Corbas	1998	6.3	6.8	6.5	6.6	26.2
	MENGUY Léila	Chaponnay	1999	6.4	7.7	5.8	6.3	26.2
65	BARTHOLIN Lucile	Boen AL	2000	6.4	5.6	6.5	7.5	26.0
66	PIOTTO Solene	Corbas	2000	6.3	6.6	5.6	7.4	25.9
67	RIZZUTO Sarah	Francheville	1999	6.2	6.3	6.6	6.6	25.7
	SERRES Laetitia	La ciotat	1998	6.3	7.3	5.9	6.2	25.7
69	DESCHAMPS Anouk	Boen AL	1999	6.7	6.7	5.8	6.4	25.6
	COUDOUR Emilie	Boen AL	1999	6.5	5.9	6.2	7.0	25.6
	PERRET Alexane	Corbas	1999	5.7	6.0	6.9	7.0	25.6
72	BOUMARD Ysee	Trets	1999	6.1	7.1	5.9	6.3	25.4
	GARIBALDI Louna	La ciotat	1998	6.0	7.1	5.3	7.0	25.4
74	LAURENT Clemence	La ciotat	2001	6.3	6.4	6.1	6.5	25.3
	CHANSON Maud	Valence	1999	6.8	5.0	6.1	7.4	25.3
76	FAYE Maelys	Brindas	1998	6.2	7.1	5.2	6.7	25.2
77	RICOL Anaïs	Brindas	1998	5.4	6.0	6.0	7.1	24.5

78	LORON Melanie	Belleville sur saone	1998	5.9	5.8	6.2	6.5	24.4
79	ROCHIGNEUX Cassandra	Brindas	1999	5.6	6.0	6.4	6.0	24.0
80	BERNERD Claudia	Rhodia club	2001	6.3	6.4	5.2	5.9	23.8
81	BERARD Laurie	Crolles	1999	6.3	7.5	1.5	8.3	23.6
82	MANIN Lysa	Belleville sur saone	1998	6.1	5.6	5.5	5.5	22.7
83	CHAPUY Justine	Corbas	1999	6.5	4.8	4.4	6.8	22.5
84	FRUCTUS Melina	Jonage 2	1998	5.7	4.1	5.3	7.0	22.1
85	MOREL Marion	Jonage 2	1998	6.3	6.3	6.8	0.0	19.4
86	DURIEUX Megane	Brindas	1998	6.8	6.5	5.1	0.0	18.4
87	PLASSE Ameline	Anse	1999	0.0	6.2	5.3	6.8	18.3
88	HEURTIER Celia	Anse	1999	0.0	6.1	6.3	0.0	12.4
89	PARDIN Bérénice	Francheville	1999	0.0	0.0	0.0	0.0	0.0
	PREVE Lucile	Crolles	1999	0.0	0.0	0.0	0.0	0.0

7. MASCULIN NIVEAU3 9-14 ans . SA_DA (individuels)

7.1. Résultats par équipes

	Equipe	Club							Total
1	Vénissieux	69--Cmo vénissieux	17.2	16.9	21.7	15.9	24.1	22.2	118.0

7.2. Résultats individuels

	Gymnaste	Equipe	Anne e							Total
1	COPARD Maxence	Vénissieux	1998	9.0	6.3	7.0	7.6	8.5	7.0	45.4
2	PINET Pierre	Vénissieux	1998	8.2	4.7	8.0	8.3	8.1	7.8	45.1
3	VIRGINIUS NANA Killian	Vénissieux	1999	0.0	5.9	6.7	0.0	7.5	7.4	27.5

8. MASCULIN NIVEAU3 11 + . SA_DA (individuels)

8.1. Résultats par équipes

	Equipe	Club							Total
1	Rhodia club	38--Rhodia-Club Gymnastique	26.6	26.5	26.7	25.6	27.1	26.2	158.7
	Valence	26--valence gym	26.9	25.6	26.9	25.3	27.3	26.7	158.7
3	Vénissieux	69--Cmo vénissieux	23.2	19.5	23.9	22.8	26.6	23.8	139.8
4	Roanne ALRG	42--Amicale laïque de roanne garçons	24.7	22.3	23.7	23.4	25.1	20.1	139.3
5	Millery	69--ESMC gym	24.0	19.4	24.7	24.1	24.4	21.6	138.2
6	St Priest 2	69--Gymnique association saint priest	25.7	20.9	21.6	24.6	24.4	18.6	135.8
7	Pont de Beauvoisin	38--La Sentinelle	23.8	16.9	22.5	23.1	22.1	13.5	121.9
8	St Priest 1	69--Gymnique association saint priest	20.1	15.8	20.4	24.1	20.9	16.6	117.9
9	Cusset	69--Cusset	0.0	0.0	0.0	0.0	0.0	0.0	0.0





8.2. Résultats individuels

	Gymnaste	Equipe	Anne e							Total
1	VILLOING JONATHAN	Valence	1984	9.4	9.7	8.9	9.5	9.6	9.7	56.8
2	QUIBLIER François	Rhodia club	1993	9.5	9.2	9.3	8.4	9.7	8.9	55.0
3	DUCHET Damien	St Priest 2	1991	8.9	8.5	9.2	8.9	8.9	8.1	52.5
	PEREZ Kevin	Rhodia club	1994	8.8	8.2	8.4	9.2	8.8	9.1	52.5
5	GIRODIN JULIEN	Valence	1981	8.9	7.9	9.2	8.6	8.6	9.0	52.2
6	BRUAS Lucas	Millery	1995	8.9	7.0	8.9	8.9	9.0	9.3	52.0
	ROCHE Mickael	Roanne ALRG	1985	8.8	7.6	8.3	8.5	9.7	9.1	52.0
8	BRERO BENJAMIN	Valence	1984	8.6	8.0	8.8	7.2	9.1	8.0	49.7
9	LEINARDI Sébastien	Vénissieux	1990	8.0	7.6	8.7	7.7	9.0	8.2	49.2
10	HERNANDEZ Antoine	St Priest 2	1991	8.5	7.4	7.5	8.0	8.0	6.9	46.3
11	FLEURY Ludovic	Vénissieux	1994	7.9	5.6	7.5	7.6	9.2	7.3	45.1
12	BARS Logan	Pont de Beauvoisin	1994	7.7	6.4	8.9	8.4	7.2	6.4	45.0
13	CONFORT Christophe	Millery	1976	6.9	6.6	8.5	7.5	7.9	6.9	44.3
14	DI MAJO Loic	St Priest 1	1995	7.4	6.2	7.8	8.3	7.0	6.4	43.1
15	DEMILLIERE- VERGNAIS Quentin	Millery	1997	8.2	5.8	7.3	7.7	7.5	5.4	41.9
16	DUMAS Thibault	Rhodia club	1995	8.3	4.3	7.3	8.0	6.8	4.9	39.6
17	MORETTI Robin	Pont de Beauvoisin	1994	8.7	6.1	7.1	7.7	6.6	3.2	39.4
18	CHAUDAGNE Julien	Roanne ALRG	1980	0.0	9.3	7.7	7.3	8.2	6.7	39.2
19	HUNCKLER Elliot	Roanne ALRG	1994	8.7	4.1	5.4	7.6	7.2	4.3	37.3
20	ARLANDA Quentin	Vénissieux	1996	6.8	5.7	7.7	0.0	8.4	8.3	36.9
	GOMEZ Florent	Pont de Beauvoisin	1992	7.4	4.4	6.1	6.8	8.3	3.9	36.9
22	BURET Remy	St Priest 1	1995	6.4	5.5	5.4	7.5	6.8	4.6	36.2
23	BEAUDIQUEZ Quentin	St Priest 1	1995	4.8	4.1	7.2	8.2	7.1	4.6	36.0
24	AILLOUD Damien	Rhodia club	1992	0.0	9.1	9.0	0.0	8.6	8.2	34.9
25	BENGUESMIA Faris	St Priest 1	1995	6.3	2.4	5.1	7.6	6.2	5.6	33.2
26	BUHAGIAR Anthony	Pont de Beauvoisin	1991	6.3	2.2	6.5	7.0	5.6	2.1	29.7
27	MARCOUX Aurélien	Rhodia club	1996	0.0	2.3	4.5	6.6	7.3	7.1	27.8
28	VOILIN Alexandre	St Priest 2	1991	0.0	4.2	4.9	7.4	7.5	3.6	27.6
29	PERRIN Antoine	Roanne ALRG	1997	7.2	5.4	7.7	0.0	6.3	0.0	26.6
30	COSTOLI Cedric	St Priest 2	1982	8.3	5.0	0.0	7.7	0.0	2.7	23.7





31	BERTHA Vincent	Vénissieux	1996	7.3	6.2	0.0	7.5	0.0	0.0	21.0
32	LEVILLAIN Axel	Millery	1996	0.0	0.0	7.3	0.0	6.7	0.6	14.6
33	BOURDON Tristan	St Priest 1	1996	0.0	0.0	0.0	0.0	0.0	0.0	0.0
	SEREDINE Bruno	Vénissieux	1997	0.0	0.0	0.0	0.0	0.0	0.0	0.0
	BELLEGEY Sebastien	Roanne ALRG	1995	0.0	0.0	0.0	0.0	0.0	0.0	0.0
	BRIDAY Corentin	Cusset	1994	0.0	0.0	0.0	0.0	0.0	0.0	0.0
	DOUSSON Laurent	Cusset	1990	0.0	0.0	0.0	0.0	0.0	0.0	0.0
	DUCOGNON Yohan	Cusset	1990	0.0	0.0	0.0	0.0	0.0	0.0	0.0
	DURAND Anthony	Cusset	1985	0.0	0.0	0.0	0.0	0.0	0.0	0.0
	VILLENA Franck	Cusset	1975	0.0	0.0	0.0	0.0	0.0	0.0	0.0
	SIBADE THIBAUT	Valence	1992	0.0	0.0	0.0	0.0	0.0	0.0	0.0
	CABO Alexandre	Pont de Beauvoisin	1991	0.0	0.0	0.0	0.0	0.0	0.0	0.0

9. FEMININ NIVEAU1 11 + . SA_DA (individuels)

9.1. Résultats par équipes

	Equipe	Club					Total
1	Francheville	69--Gym dans'	27.2	30.8	29.2	28.5	115.7
2	Bourg de péage	26--U.g.a.p. gym bourg de peage	23.1	29.6	29.1	29.0	110.8

9.2. Résultats individuels





	Gymnaste	Equipe	Annee					Total
1	TREFEL Sarah	Bourg de péage	1993	8.4	10.9	10.1	10.0	39.4
2	MEILLAND Julie	Francheville	1988	9.4	9.1	10.0	10.0	38.5
3	PERROT Manon	Francheville	1991	8.8	10.1	9.9	9.5	38.3
4	PETITJEAN Sandy	Francheville	1997	9.0	9.7	9.3	8.9	36.9
5	ZUMARAN Aurélie	Bourg de péage	1985	7.2	10.7	9.1	9.6	36.6
6	VALLA Manon *	FJEP ST JUST ST RAMBERT ind	0	8.3	9.2	8.7	9.4	35.6
7	DUMONT Francoise	Francheville	1988	8.7	10.1	8.7	7.7	35.2
8	RIVIER Camille	Francheville	1997	7.5	10.6	7.9	9.0	35.0
9	SERVEAUX Morgane	Bourg de péage	1998	7.5	8.0	9.9	9.4	34.8
10	TARDY Jade *	FJEP ST JUST ST RAMBERT ind	0	7.1	7.3	6.1	7.8	28.3
11	MANIN Harmonie	Bourg de péage	2000	0.0	0.0	0.0	0.0	0.0
	POLLIEN Alexandra	Bourg de péage	1994	0.0	0.0	0.0	0.0	0.0
	3 *	FJEP ST JUST ST RAMBERT ind	0	0.0	0.0	0.0	0.0	0.0
	4 *	FJEP ST JUST ST RAMBERT ind	0	0.0	0.0	0.0	0.0	0.0

10. FEMININ NIVEAU2 11 + . SA_DA (individuels)

10.1. Résultats par équipes

	Equipe	Club					Total
1	Amplepuis	69--La fraternelle	23.7	28.9	28.7	27.0	108.3
2	Roanne	42--Amicale laiue de jeunes filles de roanne	24.9	27.9	28.4	26.1	107.3
3	MONTREDON	MONTREDON	23.5	25.9	28.5	29.2	107.1
4	Bourg st andeol	7--UNION SPORTIVE BOURGUESANNE	22.8	25.1	26.1	28.5	102.5
5	Boen AL	42--Amicale laiue de boen	22.1	25.0	28.9	25.3	101.3
	Lambesc 1	13--ALSL lambesc	24.6	24.3	27.6	24.8	101.3
7	St Genis les Ollières	69--Entente St genoise	23.0	26.5	26.0	24.8	100.3
8	Lambesc 2	13--ALSL lambesc	24.8	23.1	26.6	24.8	99.3
9	Chaponnay	69--Chaponnay gym	22.5	23.9	27.2	25.1	98.7







10.2. Résultats individuels

	Gymnaste	Equipe	Annee					Total
1	DOCHY Juliette	Roanne	1996	9.0	10.1	9.1	9.2	37.4
2	COMMERCON Julie	Amplepuis	1993	7.7	9.7	10.1	9.4	36.9
3	CHAMBERT Esther	Roanne	1993	8.8	8.9	9.9	9.0	36.6
4	FRASSETO Séverine	MONTREDON	1994	7.8	9.4	9.3	9.9	36.4
5	ZANETTO Héloïse	Amplepuis	1992	8.0	9.4	9.5	9.0	35.9
	RYCHEN Lauriane	MONTREDON	1996	8.0	8.9	9.5	9.5	35.9
7	HERNANDEZ Rachel	Bourg st andeol	1998	7.4	9.0	9.8	9.5	35.7
8	LARUE Victoria	Boen AL	1996	8.0	9.3	9.7	8.6	35.6
9	DECHAVANNE Kelly	Amplepuis	1994	7.9	9.8	8.9	8.5	35.1
10	SEGUIN Marine	Lambesc 2	1999	8.2	8.9	9.0	8.9	35.0
11	DELOGE Marion	St Genis les Ollières	1991	7.5	9.0	9.7	8.6	34.8
12	SANCHEZ Chloé	Chaponnay	1998	7.9	8.3	9.2	9.3	34.7
	PELACHALE Marine	MONTREDON	1995	7.7	7.5	9.7	9.8	34.7
14	AUGUGLIARO Caroline	Bourg st andeol	1996	8.0	8.7	7.9	9.5	34.1
15	LEMAITRE Orlane	Lambesc 1	1997	8.7	7.7	9.1	8.4	33.9
16	BERGER Clemence	Boen AL	1994	7.9	8.1	9.5	8.2	33.7
17	ROUSTAN Marion	Lambesc 1	1993	7.8	8.2	9.3	8.1	33.4
18	PINELLI Clara	Lambesc 2	2000	8.6	6.5	9.6	8.4	33.1
19	LACROIX Camille	Amplepuis	1996	7.8	8.7	7.7	8.6	32.8
	CHAZOT Julie	St Genis les Ollières	1995	7.6	8.8	8.0	8.4	32.8
21	TOUREY Elea	Roanne	1992	7.1	8.9	9.4	7.2	32.6
22	DE PALMA Maelle *	Echirolles ALE 1 (indiv) (indiv)	1991	7.3	6.9	9.3	9.0	32.5
23	LEROUX REYMOND Oceane	Bourg st andeol	1997	7.4	7.2	8.1	9.5	32.2
24	THIBAUT Manon	Lambesc 1	1992	6.9	8.4	9.2	7.4	31.9
25	BLACHON Amandine	St Genis les Ollières	1994	7.0	8.7	8.0	7.8	31.5
26	GONINET Laura	Roanne	1994	7.1	8.5	7.9	7.9	31.4
27	HORTIGUE Lauriane	Lambesc 1	1994	8.1	7.6	7.7	7.9	31.3
	VEUILLET Victoria	Chaponnay	1996	7.2	7.4	8.0	8.7	31.3
29	JEANNINGROS Clara	Lambesc 1	1997	7.4	7.7	7.8	8.3	31.2
30	CASSOLY Cecile	St Genis les Ollières	1994	7.1	8.0	8.3	7.5	30.9
31	VENTU Manon	Lambesc 2	1997	8.0	7.3	8.0	7.5	30.8







32	LOPEZ Mathilde	Chaponnay	1997	5.9	8.1	9.2	7.1	30.3
33	GIL Marion *	Trets 1 (indiv) (indiv)	1991	7.0	6.0	9.0	8.1	30.1
34	DUPONT Clarisse	Bourg st andeol	1997	6.7	7.4	8.1	7.1	29.3
35	LEBRUN Louise	Chaponnay	1997	7.4	7.5	6.4	7.1	28.4
36	DELANNOY Juliette	Chaponnay	1997	6.9	6.1	8.8	6.5	28.3
	SOLBES Axelle	Bourg st andeol	1999	6.5	6.2	8.2	7.4	28.3
38	ZANIBELLATO Lauriane	Lambesc 2	1998	6.2	6.9	6.7	7.2	27.0
39	MARANO Emma	Boen AL	1991	0.0	7.6	9.7	7.9	25.2
40	SIMON Marie	Amplepuis	1991	0.0	7.5	9.1	7.8	24.4
41	HADJADJ Carla	MONTREDON	1996	7.7	7.6	8.6	0.0	23.9
42	GALLOIS Anthéa	St Genis les Ollières	1994	7.9	0.0	7.5	0.0	15.4
43	MIRMAND Eva	Roanne	1995	0.0	8.3	6.6	0.0	14.9
44	MAISSE Cyrielle	Boen AL	1993	6.2	0.0	4.4	0.0	10.6
45	MAGAT Nelly	Boen AL	1988	0.0	0.0	0.0	8.5	8.5
46	MESSERSCHMITT Paula *	Trets 1 (indiv) (indiv)	1992	0.0	0.0	0.0	0.0	0.0
	EMMA Nais	Lambesc 2	1999	0.0	0.0	0.0	0.0	0.0

11. MASCULIN NIVEAU1 11 + . SA_DA (individuels)

11.1. Résultats par équipes

	Equipe	Club							Total
1	Vénissieux	69--Cmo vénissieux	27.0	24.9	28.5	27.4	28.3	22.0	158.1
2	St Genis les Ollières	69--Entente St genoise	28.2	23.8	23.1	27.8	27.7	25.1	155.7

11.2. Résultats individuels

	Gymnaste	Equipe	Anne e							Total
1	BENKEBIL Wassim	Vénissieux	1990	10.5	8.1	10.4	10.0	10.4	7.5	56.9
2	POULY Alexandre	St Genis les Ollières	1978	8.2	7.7	8.6	8.3	8.9	8.6	50.3
3	MOREL Geoffroy	St Genis les Ollières	1992	8.7	7.5	7.7	8.5	8.9	8.2	49.5
4	BERENGUER Aurelien	Vénissieux	1987	6.9	8.5	10.3	7.8	9.4	5.8	48.7
5	ROCHAND Loic	St Genis les Ollières	1991	9.9	6.3	6.8	9.9	7.3	7.8	48.0
6	RAMIREZ Yoan	St Genis les Ollières	1984	9.6	8.6	0.0	9.4	9.9	8.3	45.8
7	COQUARD Benjamin	Vénissieux	1989	0.0	8.3	7.8	0.0	8.5	8.7	33.3
8	BELKACEMI Hamza	Vénissieux	1991	9.6	0.0	0.0	9.6	0.0	0.0	19.2
9	FAYOLLE Richard	St Genis les Ollières	1973	0.0	0.0	0.0	0.0	0.0	0.0	0.0