









Résultats de la compétition
 criterium Départemental
 Savigny et Irigny
 26 et 27 Janvier 2013

1. FEMININ NIVEAU6 9-14 ans . SA_DA (individuels)

1.1. Résultats par équipes

	Equipe	Club					Total
1	Vénissieux	Cmo vénissieux	28.3	26.7	27.8	28.9	111.7
2	Jonage	E.s.j gymnastique artistique	27.1	27.0	26.2	30.1	110.4
3	Belleville sur saone	Gym club belleville beaujolais	28.2	29.1	26.9	25.7	109.9
4	Lozanne	Gym lozanne	27.4	28.7	25.6	27.8	109.5
5	Millery	ESMC gym	26.8	25.4	27.3	29.5	109.0
6	Cusset	Cusset	29.6	24.5	26.7	27.3	108.1
7	Vaugneray 2	Union sportive de l'ouest lyonnais	27.4	24.7	25.5	27.8	105.4
8	Brindas	A.s.brindas	27.6	26.3	24.2	26.8	104.9
9	Vaugneray 1	Union sportive de l'ouest lyonnais	20.5	11.2	19.6	19.1	70.4
10	Villette d Anthon	Villette gym	13.6	11.9	13.8	14.8	54.1
11	Jonage 2	E.s.j gymnastique artistique	0.0	0.0	0.0	0.0	0.0
Equipes déclassées							
	Equipe	Club					Total
1	Arbresle	L'arbresle	26.9	24.8	24.1	30.3	106.1





1.2. Résultats individuels

	Gymnaste	Equipe	Annee					Total
1	PAQUET Cloé	Vénissieux	2000	7.2	7.9	7.3	7.0	29.4
	LIOTARD Laura	Millery	1998	7.2	7.4	7.3	7.5	29.4
3	BEROUJON Lorene	Belleville sur saone	2000	7.5	7.5	7.3	7.0	29.3
4	OUANEZAR Jasmine	Villette d Anthon	2000	7.5	7.1	6.8	7.6	29.0
5	DECLERCK Tiphaine	Lozanne	1998	6.8	7.0	7.2	7.5	28.5
6	NIM Christelle	Jonage	2000	6.9	7.2	7.2	7.1	28.4
7	COLLOMB Andrea	Vaugneray 1	1999	7.3	6.7	6.9	7.0	27.9
	CLASTRES Camille	Belleville sur saone	1998	7.1	7.2	7.3	6.3	27.9
9	JOLY Lola	Arbresle	1998	7.0	6.6	6.5	7.7	27.8
	DUC Laura	Lozanne	1999	6.7	7.4	6.0	7.7	27.8
11	ROCHIGNEUX Cassandra	Brindas	1999	7.1	6.9	6.6	7.1	27.7
12	GELADE Heloise	Millery	1999	6.8	6.3	6.8	7.7	27.6
	RIBERA Océane	Cusset	2000	7.8	6.1	6.9	6.8	27.6
14	CARACATZANIS Constance	Vaugneray 2	1999	6.9	6.6	6.6	7.1	27.2
15	COUCHARD Justine	Jonage	1999	6.8	6.5	6.3	7.4	27.0
	CANDEL Alixe	Brindas	2000	7.6	6.5	6.3	6.6	27.0
	CAPORALI Marie-anna	Lozanne	1998	6.8	7.5	7.1	5.6	27.0
18	AGOPIAN Léa	Cusset	2001	7.1	5.5	6.9	7.4	26.9
	FOSSEY Morgane	Belleville sur saone	1999	7.1	6.8	6.2	6.8	26.9
20	BLASCO Rose	Vaugneray 2	1999	6.9	7.1	5.9	6.9	26.8
21	ROUSSET Juliette	Jonage	1998	6.1	6.9	6.9	6.8	26.7
22	DE L'ASSOMPTION Alice	Jonage	2000	7.3	6.4	5.2	7.6	26.5
23	FRANCON Lisa	Arbresle	2002	6.4	6.2	6.2	7.6	26.4
24	DJALIL Houria	Vénissieux	2001	6.4	5.5	7.1	7.3	26.3
	FRANC Lise	Cusset	2001	7.2	6.3	6.1	6.7	26.3
	LLORENS Fanny	Cusset	1999	6.5	6.6	6.8	6.4	26.3
27	PARFAIT Mélanie	Vénissieux	1998	7.2	7.0	4.9	7.1	26.2





28	CHEMAILLES Léonie	Vaugneray 2	1999	6.8	5.5	6.7	7.0	26.0
29	JOLY Lucile	Arbresle	2000	6.9	5.9	5.7	7.4	25.9
30	DEVAUX Oriana	Arbresle	2001	6.5	6.1	5.6	7.6	25.8
	ADAM DE BEAUMAIS Lison	Belleville sur saone	1998	6.5	7.6	6.1	5.6	25.8
32	OLLIVIER Anna	Vénissieux	2001	6.1	5.8	6.9	6.9	25.7
33	YVINEC Esther	Millery	1998	6.0	5.9	6.7	6.8	25.4
34	UGHETTO Pauline	Millery	1999	5.5	5.8	6.4	7.5	25.2
35	PILIA Manon	Villette d Anthon	1999	6.1	4.8	7.0	7.2	25.1
36	GARABEDIAN Alicia	Vaugneray 2	1998	6.8	5.5	6.2	6.5	25.0
	BONY Clara	Lozanne	1998	6.9	6.0	5.3	6.8	25.0
38	MORETEAU Léa	Vaugneray 2	1998	6.8	5.4	6.0	6.7	24.9
39	BEREZIAT Jeannice	Jonage	1998	6.1	5.6	5.7	7.4	24.8
40	LAUR Valentine	Lozanne	1998	6.9	6.8	5.1	5.8	24.6
41	SUARD Anais	Jonage	1999	5.6	5.3	5.8	7.7	24.4
42	MULATON Ornella	Arbresle	2001	5.7	5.8	5.7	7.1	24.3
43	GUILPAIN Juliette	Brindas	1999	6.1	5.6	5.6	6.9	24.2
44	MARTINEZ Laura	Arbresle	2000	6.5	5.9	5.3	6.4	24.1
	FUGIER Melina	Brindas	1999	6.4	6.4	5.7	5.6	24.1
46	PEREIRA Cindy	Vaugneray 2	1999	6.6	5.4	5.2	6.8	24.0
47	JOANNON-CHASSAIGNE Ana	Brindas	1998	6.5	6.5	4.9	6.0	23.9
48	HALLUIN Coline	Vaugneray 1	1998	6.3	4.5	6.9	6.1	23.8
49	ROBERT Maeva	Millery	2001	6.8	4.3	6.5	6.0	23.6
50	BENKEMOUN Hillary	Vénissieux	1999	6.1	6.0	5.8	5.6	23.5
51	MAYGRON Emma	Cusset	2001	7.5	3.8	5.8	5.9	23.0
52	POYARD Audrey	Brindas	1999	6.3	4.7	5.1	6.2	22.3
53	ABOUDOU Nadia	Vénissieux	2002	7.5	0.0	6.5	7.5	21.5
54	BATAILLE Fanny	Vaugneray 1	1998	6.9	0.0	5.8	6.0	18.7
55	CAPORICCI Linda	Villette d Anthon	2001	0.0	0.0	0.0	0.0	0.0
	NIERING Chloé	Villette d Anthon	1998	0.0	0.0	0.0	0.0	0.0
	PERRIER Charlotte	Villette d Anthon	2001	0.0	0.0	0.0	0.0	0.0
	BLANC Loraine	Jonage 2	1999	0.0	0.0	0.0	0.0	0.0
	DE CIANTIS Lena	Jonage 2	1999	0.0	0.0	0.0	0.0	0.0
	FRUCTUS Melina	Jonage 2	1998	0.0	0.0	0.0	0.0	0.0
	GOUDSTIKKER Manon	Jonage 2	1998	0.0	0.0	0.0	0.0	0.0
	JACOB Cassandra	Jonage 2	1999	0.0	0.0	0.0	0.0	0.0
	MOREL Marion	Jonage 2	1998	0.0	0.0	0.0	0.0	0.0
	CARNEIRO Leana	Vaugneray 1	1999	0.0	0.0	0.0	0.0	0.0
	GONIN Fleurine	Vaugneray 1	1999	0.0	0.0	0.0	0.0	0.0
	JACQUIN Lorie	Vaugneray 1	1999	0.0	0.0	0.0	0.0	0.0
	AUJOGUE Juliette	Belleville sur saone	1998	0.0	0.0	0.0	0.0	0.0
	COLLAUDIN Manon	Belleville sur saone	1999	0.0	0.0	0.0	0.0	0.0

2. FEMININ NIVEAU6 11 + . SA_DA (individuels)

2.1. Résultats par équipes

	Equipe	Club					Total
1	Cuisery	ESPACE GYM CUISERY	27.3	28.7	31.1	28.9	116.0
2	Autun	LA VAILLANTE	28.0	30.5	25.8	30.5	114.8
3	Meyzieu	FJEP Meyzieu	26.9	25.8	29.2	29.2	111.1
4	Etoile beaujolaise	Etoile beaujolaise	28.1	25.8	28.0	29.0	110.9
5	Gerland Mouche	A. L. gerland mouche	27.1	26.2	28.1	28.8	110.2
6	Vaulx en Velin CG	Club gymnique vaulx en velin	25.9	25.4	29.1	28.8	109.2
7	Irigny	Amicale lai que irigny	26.7	25.2	26.6	28.6	107.1
8	Lentilly	Amicale Lai que de Lentilly	25.9	24.2	27.9	28.3	106.3
9	St Genis l Argentière	OSG	26.4	27.4	26.1	25.6	105.5
10	Millery	ESMC gym	26.3	25.8	26.3	26.0	104.4
11	Givors	Independante givors	26.0	23.2	26.6	28.2	104.0
12	Bourg de Thizy Etoile	L etoile et les jeunes etoiles	27.2	25.4	21.6	27.7	101.9
13	Marcy charbonnières	As marcy-charbonnières	25.7	25.4	25.3	25.0	101.4
14	Pierre Bénite	Patronage lai que de Pierre Bénite	25.2	19.4	25.9	29.2	99.7

2.2. Résultats individuels

	Gymnaste	Equipe	Annee					Total
1	BERERA Samantha	Meyzieu	1998	7.3	7.6	7.9	7.8	30.6
2	THIVEND Lilas	Irigny	2000	7.5	7.6	7.5	7.5	30.1
	PAQUIER Fanny	Autun	1999	6.9	7.9	7.5	7.8	30.1
4	ANDRE Léhna	Cuisery	1998	6.9	7.5	7.9	7.2	29.5
5	TRESCARTE Margot	Etoile beaujolaise	1998	7.2	7.2	7.3	7.3	29.0
	BARACCO Marine	Cuisery	1990	7.1	7.1	7.1	7.7	29.0
7	MATHIEU Charlène	Autun	1997	7.4	7.9	6.0	7.6	28.9
8	RODRIGUEZ Victoria	Gerland Mouche	2000	7.1	6.4	7.9	7.4	28.8
9	VICCHIO Amélie	Cuisery	1998	6.6	6.6	8.0	7.5	28.7
10	JOUVENÇON Zoé	Givors	1999	6.4	7.6	7.1	7.4	28.5
	BUGUET Camille	Cuisery	1989	6.6	7.5	7.9	6.5	28.5
12	CURE MARTIN Audace	Vaulx en Velin CG	1996	6.6	6.8	7.3	7.7	28.4
13	SAUVAGEON ADRIANE	Pierre Bénite	1988	6.4	7.1	7.1	7.7	28.3
	BONNAND Agathe *	Beaujeu 2 (indiv) (indiv)	1997	7.0	6.2	7.9	7.2	28.3
15	HEGER Laure	Lentilly	1995	6.3	6.8	7.7	7.0	27.8
16	NARBOUX Celine	Bourg de Thizy Etoile	2000	6.7	7.2	6.5	7.3	27.7
17	WERRY Melissa #	Gerland Mouche	1997	6.8	7.4	6.5	6.9	27.6
	CALLIER Emma	Etoile beaujolaise	2001	6.9	7.3	6.5	6.9	27.6
19	BATTU Cassandra	Autun	1998	6.7	7.0	6.2	7.6	27.5
20	GALA Marion	Lentilly	1997	6.8	6.4	6.8	7.4	27.4
21	COURNET Jeanne	Gerland Mouche	1997	6.6	5.6	7.5	7.6	27.3
	CURE MARTIN Gwendaline	Vaulx en Velin CG	1996	6.9	5.8	7.5	7.1	27.3
	LE BIGOT Azalais	Autun	1999	6.2	7.7	5.9	7.5	27.3
24	CHAGNEUX Marion	Etoile beaujolaise	1997	7.0	5.4	7.1	7.6	27.1
25	GOLAIN Romane	Meyzieu	2000	5.7	6.3	7.6	7.4	27.0





26	EL OUARGHI Morgane	Meyzieu	1998	6.6	6.1	7.4	6.7	26.8
27	BORNAND Naomé	Millery	2001	6.7	6.0	7.1	6.9	26.7
28	PLACIDE Dyana	St Genis l Argentière	1998	6.2	7.1	6.2	7.1	26.6
	SCHURGER Manon	Cuisery	1996	6.7	6.5	7.3	6.1	26.6
30	RICHARD Maelle #	Vaulx en Velin CG	1996	6.4	6.5	6.4	7.2	26.5
31	BENHOUBOU Ines	Bourg de Thizy Etoile	1997	6.9	6.3	6.2	7.0	26.4
32	FORT-JULLIEN Maïlys	Etoile beaujolaise	1998	6.7	5.9	7.1	6.6	26.3
33	GIRAUD Alicia	Marcy charbonnières	1998	6.5	7.2	6.8	5.7	26.2
	GHARBI Sarah #	Gerland Mouche	1995	6.6	6.8	5.9	6.9	26.2
	CARRET Méлина	St Genis l Argentière	1998	6.8	6.7	6.6	6.1	26.2
36	MEGRET Margaux	Lentilly	1994	6.4	5.7	7.1	6.9	26.1
	GUINAND Emilie	St Genis l Argentière	2001	6.6	7.0	6.5	6.0	26.1
38	CHEDEME Zoe	Bourg de Thizy Etoile	2000	7.2	4.9	6.8	7.0	25.9
39	VALLANTIN Cassandre	Irigny	2000	6.7	5.7	6.8	6.5	25.7
	PONCET Léa	St Genis l Argentière	1997	6.4	6.3	6.6	6.4	25.7
41	COPONAT Elisa	Millery	1999	6.6	6.3	6.4	6.3	25.6
	BECANNE Lena	Givors	1999	6.5	6.0	5.5	7.6	25.6
	CAMPA ELISE	Autun	2000	7.0	5.9	6.1	6.6	25.6
44	POIZAT Clara	Marcy charbonnières	1997	6.8	6.8	5.9	6.0	25.5
	COQUARD Marianne	Vaulx en Velin CG	1996	6.0	4.8	7.9	6.8	25.5
46	ANDRE Emilie	Millery	2000	6.3	7.2	5.8	6.0	25.3
47	GARDEL Maud	Marcy charbonnières	1999	6.1	5.8	6.4	6.8	25.1
	CALLIER Marie	Etoile beaujolaise	1998	7.0	4.8	6.5	6.8	25.1
49	BERERA Deborah #	Meyzieu	1996	6.6	5.8	5.9	6.7	25.0
50	ANDRE Sabrina	Etoile beaujolaise	1997	6.7	4.5	6.4	7.2	24.8
51	D'AUBAREDE Aude	Marcy charbonnières	1999	6.3	5.6	6.2	6.5	24.6
	CHICAULT Mathilda	Givors	1996	6.7	5.7	6.5	5.7	24.6
	CHARVOLIN Marion	St Genis l Argentière	1998	6.3	6.6	6.1	5.6	24.6
54	KEBIR Maïlys	Pierre Bénite	1998	6.5	3.9	6.6	7.5	24.5
55	SUR Maëlis	Millery	1999	6.2	6.3	6.2	5.7	24.4
	CROZIER Marine *	St Genis l Argentière 1 (indiv) (indiv)	1999	6.3	5.1	6.8	6.2	24.4
57	ROZENAC Eva	Irigny	1996	6.5	4.1	7.1	6.6	24.3
	VANDERPUYE KOLKAN Ilyana	Irigny	2001	5.8	6.4	5.0	7.1	24.3
59	GHEGHIANI Shaïma	Millery	2000	6.7	4.5	6.4	6.3	23.9
	VAILLANT Marine *	St Genis l Argentière 1 (indiv) (indiv)	1999	5.8	5.6	6.3	6.2	23.9
	GRANJON Anaïs	St Genis l Argentière	1997	6.6	5.1	6.4	5.8	23.9
	ONNIS Tiffani #	Vaulx en Velin CG	1996	5.6	6.3	5.6	6.4	23.9
63	PERRIRAZ Elsa	Pierre Bénite	1996	5.5	4.8	6.3	6.9	23.5
64	BIOLLU Laura	Pierre Bénite	1997	6.8	3.6	5.9	7.1	23.4
65	CLERC Coralie	Irigny	1999	5.7	5.5	5.2	6.8	23.2
66	BOUVAREL Laureen	Meyzieu	2000	6.4	3.8	5.6	7.3	23.1
67	ROCCO Célia	Millery	1997	5.9	4.1	6.4	6.5	22.9
68	BROGUIERE Soizic	Givors	1997	6.4	3.9	6.2	6.2	22.7
69	CLOVEL Noémie	Meyzieu	2000	6.4	3.5	6.3	6.4	22.6
70	PASCUAL Tiphanie	Bourg de Thizy Etoile	1997	6.4	7.0	2.1	6.4	21.9
71	BLANCHARD Emma	Lentilly	1999	6.4	3.7	4.3	7.0	21.4
	GALA Noémie	Lentilly	1999	5.2	5.3	6.3	4.6	21.4
73	VERMARE Chloé *	St Genis l Argentière 1 (indiv) (indiv)	1999	5.3	4.6	6.1	5.3	21.3
74	CAILLAUD Roxanne	Gerland Mouche	2000	0.0	5.4	6.2	6.2	17.8
75	DUMEY Sandra	Givors	1989	0.0	0.0	6.8	7.0	13.8
76	FORGUES Emma	Irigny	1999	6.0	0.0	0.0	7.2	13.2
77	DUPRAT Clémence	Marcy charbonnières	1999	0.0	0.0	0.0	0.0	0.0
	SARGIAN Anne lise	Gerland Mouche	1994	0.0	0.0	0.0	0.0	0.0
	DOUHERET Flora	Pierre Bénite	1997	0.0	0.0	0.0	0.0	0.0

PERRIN Candice *	Beaujeu 2 (indiv) (indiv)	1996	0.0	0.0	0.0	0.0	0.0
PICHON MéliSSandre *	Lentilly 1 (indiv) (indiv)	1998	0.0	0.0	0.0	0.0	0.0
MATHIEU Juliette	Bourg de Thizy Etoile	1998	0.0	0.0	0.0	0.0	0.0
VILLETTELLE Violaine	Bourg de Thizy Etoile	1996	0.0	0.0	0.0	0.0	0.0
TESTI Oceane	Vaulx en Velin CG	1997	0.0	0.0	0.0	0.0	0.0
VIALET Gabrielle	Cuisery	1998	0.0	0.0	0.0	0.0	0.0





Résultats de la compétition
 criterium Départemental
 Irigny
26 Janvier 2013

1. FEMININ NIVEAU6 7-10 ans . SA_DA (individuels)

1.1. Résultats par équipes


	Equipe	Club					Total
1	Millery	ESMC gym	28.0	30.7	28.7	29.6	117.0
2	Irigny	Amicale laique irigny	27.2	30.8	28.2	30.5	116.7
3	Villette d Anthon	Villette gym	23.0	30.5	29.0	28.9	111.4
4	St Priest	Gymnique association saint priest	27.0	28.3	25.8	28.9	110.0
5	Corbas	Corbas gym	25.5	27.5	26.7	29.5	109.2
6	Vénissieux	Cmo vénissieux	23.6	25.9	27.1	28.5	105.1

1.2. Résultats individuels





	Gymnaste	Equipe	Annee					Total
1	REY Eden	Irigny	2004	7.3	7.8	7.7	7.7	30.5
2	VANBECELAERE Evie	Millery	2002	7.3	7.9	7.4	7.6	30.2
3	NGOUNOU Pauline	Villette d Anthon	2003	6.3	8.0	7.7	7.6	29.6
4	VIAL Penelope	Irigny	2004	6.9	7.6	7.0	7.7	29.2
	VALADOUX-MIDOL Lilou	Millery	2002	6.7	7.6	7.2	7.7	29.2
6	CASARES Mallauray	Corbas	2003	7.1	7.2	6.8	7.7	28.8
7	GRONDIN Lena	Irigny	2005	6.7	7.8	6.8	7.4	28.7
8	BARTOLO Aurélie	Millery	2002	6.1	7.5	7.4	7.3	28.3
9	DJELIDA Alessia	Vénissieux	2003	6.4	7.1	7.4	7.3	28.2
	BOULEZ Clementine	Irigny	2004	6.3	7.5	6.7	7.7	28.2
	FRANCHETEAU Clara	Millery	2002	6.8	7.7	6.7	7.0	28.2
12	PLAZZI Maeva	St Priest	2002	7.2	7.3	6.1	7.3	27.9
13	GAY Apoline	Irigny	2003	6.3	7.6	6.5	7.1	27.5
14	CHEVASSUS DIAZ Emma	Villette d Anthon	2002	5.2	7.7	7.1	7.1	27.1
15	GAREL Ambre	Millery	2002	7.2	6.7	6.1	7.0	27.0
16	MAHMOUD Assil	St Priest	2002	6.6	6.3	6.5	7.4	26.8
17	RUPPERT Nell	Corbas	2002	5.5	7.7	6.5	6.9	26.6
18	BONNIN Néréa	Vénissieux	2003	5.1	7.1	7.3	6.9	26.4
19	BETTINGER Jeanne	St Priest	2002	6.7	6.2	6.1	7.1	26.1
	LAHLALI Manel	St Priest	2002	5.5	7.0	6.6	7.0	26.1
	NIETO Erine	Corbas	2002	6.2	6.5	5.8	7.6	26.1
	SEGADO Estelle	Corbas	2002	6.3	5.9	6.9	7.0	26.1
23	LE PALLEC Maelle	St Priest	2002	5.9	6.3	6.6	7.1	25.9
	MATHON Nina	St Priest	2002	6.5	7.7	5.2	6.5	25.9
	FIOGER Emma	Villette d Anthon	2003	4.4	7.3	7.0	7.2	25.9
26	DAS NEVES Inès	Villette d Anthon	2002	5.9	7.5	5.7	6.7	25.8
27	HAZANAS Maëlle	Corbas	2002	5.8	6.1	5.5	7.2	24.6
28	KEDAD Sirine	Vénissieux	2003	5.3	6.1	6.1	7.0	24.5
29	DOMPMARTIN Flavie	Corbas	2003	5.9	5.3	6.5	6.7	24.4
30	PILIA Pauline	Villette d Anthon	2002	5.6	4.3	7.2	7.0	24.1
31	BOUSAHLA Sirine	Vénissieux	2003	5.2	5.6	5.2	7.3	23.3
32	LEBRETON Jessica	Vénissieux	2002	5.8	4.0	6.3	6.8	22.9
33	TAIBI Océane	Vénissieux	2003	6.1	4.8	5.3	6.6	22.8
34	KOLOSSOV Ana	Irigny	2005	0.0	7.0	5.5	5.2	17.7
35	CALDAS VIEIRA Clara	Villette d Anthon	2003	0.0	0.0	0.0	0.0	0.0
	VIALLARD Maureen	Millery	2002	0.0	0.0	0.0	0.0	0.0

2. FEMININ NIVEAU6 9-12 ans . SA_DA (individuels)

2.1. Résultats par équipes

	Equipe	Club					Total
1	Francheville	Gym dans'	30.4	29.1	28.1	28.3	115.9
2	Millery	ESMC gym	27.6	29.0	28.9	29.3	114.8
3	Villette d Anthon	Villette gym	27.2	29.4	26.9	30.8	114.3
4	Jonage	E.s.j gymnastique artistique	27.2	30.0	28.2	28.5	113.9
5	Anse	Jeunesse ansoise	25.5	27.7	27.5	28.3	109.0
6	Vaugneray 2	Union sportive de l'ouest lyonnais	26.2	27.0	26.0	28.9	108.1
7	St Priest	Gymnique association saint priest	25.5	27.4	26.6	27.6	107.1
8	Vaugneray 1	Union sportive de l'ouest lyonnais	26.2	24.9	26.5	27.5	105.1
9	Marcy charbonnières	As marcy-charbonnières	25.9	26.4	23.2	26.8	102.3
10	Givors	Independante givors	16.0	21.2	20.5	24.5	82.2
11	Chaponnay	Chaponnay gym	18.1	12.4	16.4	19.6	66.5

2.2. Résultats individuels

	Gymnaste	Equipe	Annee					Total
1	DI FOLCO Camillia	Francheville	2002	7.8	7.8	7.0	7.3	29.9
2	GUICHON Marion	Villette d Anthon	2001	6.9	7.6	7.3	7.9	29.7
	PACTOL Jake	Vaugneray 2	2000	7.5	7.7	6.8	7.7	29.7
4	MARIF Lia	Millery	2000	7.2	7.4	7.4	7.5	29.5
5	PLANES Ilona	Francheville	2003	7.6	7.4	7.6	6.8	29.4
6	SCIANDRA Alice	Jonage	2001	7.3	8.0	6.8	7.2	29.3
7	VIOLETTE Anaïs	Millery	2001	7.1	7.5	7.0	7.3	28.9
8	VEN IAMETTI Nina	Millery	2000	6.6	7.5	7.5	7.2	28.8
9	CLOUVEL Fanny	Anse	2001	7.1	7.2	7.2	7.1	28.6
10	BOURDILLON Emma	Villette d Anthon	2000	6.9	7.6	6.6	7.3	28.4
11	FERRARI Juliette	Jonage	2002	6.9	7.0	7.1	7.2	28.2
	LE BERQUIER Mathilde	Vaugneray 1	2001	7.2	6.9	6.7	7.4	28.2
13	GOMEZ Carla	Villette d Anthon	2001	6.9	6.3	7.1	7.8	28.1
14	DUMORTIER Laurine	Vaugneray 1	2001	7.3	7.1	7.0	6.6	28.0
15	DOUTRE Laurette	Francheville	2003	7.4	7.1	6.2	7.1	27.8
	DESPAS Manon	Villette d Anthon	2000	6.5	7.6	5.9	7.8	27.8
17	VOISIN Fiona	Anse	2001	6.3	7.4	6.7	7.3	27.7
18	BOMBARD Rosalie	St Priest	2000	6.4	7.4	6.9	6.8	27.5
	MAURICE Mae	Francheville	2003	7.6	6.2	7.0	6.7	27.5
20	ORSET Emma	Jonage	2000	6.7	7.2	6.4	7.0	27.3
21	PENACHE Valeria	Jonage	2002	5.7	7.3	7.0	7.1	27.1
	PASQUER Floriane	Millery	2001	6.7	6.1	7.0	7.3	27.1
23	PAPELARD Manon	Francheville	2000	6.5	6.8	6.5	7.1	26.9
24	CAGLAR Zehra nur	Givors	2001	6.7	7.7	5.4	7.0	26.8
25	GUIGUET Justine	St Priest	2000	6.6	6.3	6.7	7.0	26.6
	HERAUD Alexia	Anse	2001	5.4	6.5	7.5	7.2	26.6
	DUMONT Emma	Jonage	2002	6.3	6.8	7.3	6.2	26.6
28	BERNARD Lena	St Priest	2001	6.0	6.4	6.8	7.1	26.3
	GUILLET Marie	Marcy charbonnières	2002	6.7	7.1	5.7	6.8	26.3
30	LAMBERT Cassandre	Vaugneray 2	2000	6.0	6.3	6.6	7.3	26.2

31	PAUL DAUPHIN Flore	Vaugneray 2	2001	6.0	6.4	6.8	6.9	26.1
	KHAIR Eloise	Chaponnay	2000	6.7	6.6	6.1	6.7	26.1
33	KOHLER Maya	Millery	2001	6.1	6.6	6.3	6.9	25.9
34	BALLET Maelys	Vaugneray 1	2000	5.7	5.3	7.2	6.9	25.1
35	FERREIRA Clara	Marcy charbonnières	2002	6.3	7.4	5.2	6.1	25.0
36	JAMARD Marine	Anse	2001	6.4	6.4	5.4	6.7	24.9
37	CHAUMAT Lola	Marcy charbonnières	2001	6.4	6.2	6.0	6.2	24.8
38	LAURENT Manon	St Priest	2000	6.5	6.4	5.5	6.3	24.7
39	GOIFFON Jeannie	Anse	2002	5.7	6.3	6.1	6.5	24.6
40	ECHAIB Lylia	Anse	2001	5.6	6.6	5.8	6.5	24.5
	GROS-CHEVALLIER Solene	Vaugneray 2	2000	6.7	5.9	5.8	6.1	24.5
42	BOUVIER Fanny	Vaugneray 2	2000	5.8	6.6	5.2	6.8	24.4
43	KECK Tyfenn	Villette d Anthon	2001	5.3	6.6	5.7	6.6	24.2
44	BARON Lola	Vaugneray 2	2001	5.2	6.2	5.7	7.0	24.1
	JACQUIER Lorine	Chaponnay	2002	6.2	5.8	5.7	6.4	24.1
46	VERMOREL Clea	St Priest	2001	5.5	6.5	5.4	6.6	24.0
47	BASSO-BERT Alexane	Vaugneray 1	2000	6.0	5.6	5.6	6.6	23.8
48	BOUCHILLOU Clara	Marcy charbonnières	2001	6.5	5.2	4.5	6.9	23.1
	MORSETTI Jeanne	Marcy charbonnières	2001	6.2	3.7	6.3	6.9	23.1
	MARIE Maëva	Villette d Anthon	2000	6.0	4.9	5.9	6.3	23.1
51	DELAGÉ Mathilde *	Corbas 1 (indiv) (indiv)	2001	5.6	5.1	4.9	7.0	22.6
52	BEGELLEL Lina	Givors	2000	5.0	5.7	5.2	5.5	21.4
53	L'HUILLIER Zeldá	Vaugneray 1	2001	5.1	3.6	5.1	6.5	20.3
54	LELIEVRE Mathilde	St Priest	2000	0.0	7.1	6.2	6.7	20.0
55	RESSOUCHE Emma	Marcy charbonnières	2001	4.2	5.7	3.5	6.2	19.6
	GUYOTOT Shan	Jonage	2001	0.0	7.5	6.4	5.7	19.6
57	HAMIED Insaf	Givors	2002	4.3	4.3	4.2	5.7	18.5
58	TOMASSO Cléa	Chaponnay	2002	5.2	0.0	4.6	6.5	16.3
59	BONAFOUS Lea	Givors	2001	0.0	3.5	5.7	6.3	15.5
60	ESTEOULE Noémie	Millery	2001	5.9	0.0	0.0	6.4	12.3
61	GUERIN Iloa	Vaugneray 1	2000	0.0	0.0	0.0	0.0	0.0
	LAGIER Zoé	Chaponnay	2001	0.0	0.0	0.0	0.0	0.0
	MANJOT Daphné	Chaponnay	2000	0.0	0.0	0.0	0.0	0.0





Résultats de la compétition
 criterium Départemental
 Savigny et Irigny
 26 et 27 Janvier 2013

1. FEMININ NIVEAU5 11 + . SA_DA (individuels)

1.1. Résultats par équipes

	Equipe	Club					Total
1	Gerland Mouche	A. L. gerland mouche	27.9	30.6	30.2	30.4	119.1
2	Villefranche Femina	Fémina gymnique de villefranche	28.7	30.6	28.7	30.3	118.3
3	Millery 1	ESMC	27.2	32.2	28.3	30.1	117.8
4	Jonage	E.s.j gymnastique artistique	28.9	30.1	28.6	29.8	117.4
5	St Priest	Gymnique association saint priest	27.3	30.9	28.8	29.9	116.9
6	Marcy charbonnières	As marcy-charbonnières	28.4	28.5	29.1	29.5	115.5
7	Millery 2	ESMC gym	27.1	27.9	29.5	30.1	114.6
8	Jonage 2	E.s.j gymnastique artistique	27.7	27.8	26.9	30.4	112.8
9	Vénissieux	Cmo vénissieux	26.7	28.3	28.9	27.8	111.7
10	Lozanne	Gym lozanne	28.0	29.1	27.7	25.8	110.6
11	Limonest	A.S.C.J.L. Limonest	27.3	25.7	27.4	29.3	109.7
12	Irigny	Amicale laiue irigny	27.1	25.5	27.2	28.4	108.2
13	Savigny	A.s.c.savigny	27.3	29.6	24.3	25.9	107.1
14	Chaponnay	Chaponnay gym	25.8	26.5	26.5	23.8	102.6
15	Corbas	Corbas gym	25.9	17.6	25.3	27.1	95.9

1.2. Résultats individuels

	Gymnaste	Equipe	Annee					Total
1	ABRIAL Perrine	Marcy charbonnières	1989	7.3	8.7	8.1	8.2	32.3
2	BEAU Bérangère	Marcy charbonnières	1988	7.8	7.7	8.3	7.7	31.5
3	LIBON Lelia	Gerland Mouche	1994	7.3	8.2	8.4	7.4	31.3
4	DA SILVA Caroline #	Jonage	1984	7.3	7.9	7.8	8.1	31.1
5	MALDJI Lydia #	Villefranche Femina	1991	7.0	8.6	7.0	8.0	30.6
	LEBRAS Stéphanie #	Vénissieux	1995	7.4	7.1	8.4	7.7	30.6
7	DESCOURS Sixtine	Millery 1	1996	6.7	8.3	7.8	7.4	30.2
8	FABREGA Margaux	Millery 1	1996	6.8	8.2	7.6	7.4	30.0
9	BILLAUD Alexandra	Millery 2	1996	7.0	7.6	8.0	7.3	29.9
10	MALDJI Cilia	Villefranche Femina	1998	7.4	7.3	7.1	7.7	29.5
11	PONTUS Camille	Villefranche Femina	1990	6.8	8.0	7.2	7.4	29.4
	JAUMONET Mathilde	Jonage 2	1997	6.8	7.3	7.0	8.3	29.4
	BARRONNIER Laura	Millery 1	1995	6.9	7.9	7.2	7.4	29.4
14	ROUX Clementine	Jonage	1997	7.0	7.4	7.6	7.1	29.1
15	VERNE Marie	St Priest	1997	6.8	7.9	6.8	7.5	29.0
	REIX Leocadie	Lozanne	1997	7.4	7.9	7.6	6.1	29.0
17	RODRIGUES Emilie	St Priest	1997	6.8	7.7	6.7	7.7	28.9
	ROSIER Ellynn	St Priest	1996	6.5	7.6	7.8	7.0	28.9
	DURIEU DE PRADEL Clemence	Gerland Mouche	1992	6.7	7.0	7.6	7.6	28.9
	ROBIN Maya	Gerland Mouche	1998	7.0	7.9	6.3	7.7	28.9
21	OUTTERS Claire	Limonest	1997	6.6	7.0	7.1	7.8	28.5
22	FOUGERAS Estelle	Villefranche Femina	1993	7.0	6.7	7.4	7.2	28.3
	COIRON Marjorie	Millery 2	1999	6.6	6.9	7.0	7.8	28.3
24	CONTREAU Manon	Corbas	1997	6.7	7.0	7.3	7.2	28.2
	GHEGHIANI Manelle	Millery 2	1996	6.5	7.0	7.3	7.4	28.2
	DESCOURS Camille	Millery 1	1995	6.8	7.8	5.7	7.9	28.2
27	EL GROMBALI Hella	St Priest	1996	6.6	6.3	7.4	7.7	28.0
	LUÇON Sophie	Jonage 2	1997	6.9	7.6	6.3	7.2	28.0

	GIRERD CHANEL Laurianne	Irigny	1992	6.4	7.0	6.9	7.7	28.0
30	OGIER Clara	St Priest	1997	7.1	7.7	6.8	6.1	27.7
	AUDUC Sophie ##	Jonage	1981	7.1	6.8	6.7	7.1	27.7
32	BENATMANE Amel #	Irigny	1996	7.1	6.5	7.5	6.5	27.6
33	ISRAEL-SION Enza	Lozanne	1997	6.4	7.4	6.4	7.3	27.5
34	CHERGUI Keltoum	Jonage	1995	7.5	6.3	6.0	7.5	27.3
	DJALIL Kheira	Vénissieux	1999	6.4	7.5	6.8	6.6	27.3
	BADIN Camille	Savigny	1995	7.1	7.5	6.5	6.2	27.3
37	GENEVEY Lucie	Gerland Mouche	1998	6.2	7.5	5.8	7.7	27.2
	PEYROT Tiphanye #	Gerland Mouche	1997	6.9	6.8	6.2	7.3	27.2
39	LUDOLPH Fanny	Millery 2	1999	5.9	6.4	7.2	7.6	27.1
	LEMOINE Pauline	Limonest	2000	7.0	6.6	5.8	7.7	27.1
41	GRAVICHE Lauriane #	Savigny	1996	6.6	7.1	6.4	6.9	27.0
42	ARNOULD Laetitia	Gerland Mouche	1992	6.3	7.0	7.9	5.6	26.8
	GAYOT Manon	Vénissieux	1996	6.4	6.3	6.7	7.4	26.8
	BEZIN Celiane #	Savigny	1999	7.0	7.7	6.2	5.9	26.8
45	DE COURTILLES Astrid	Limonest	1996	6.7	5.9	7.2	6.9	26.7
46	DUMONCEAU Laura	Jonage 2	1995	6.5	6.0	6.7	7.4	26.6
47	ZARAGOZA Maéva #	Chaponnay	1998	6.5	7.4	6.6	6.0	26.5
48	MOREUX Solene	Lozanne	1997	7.0	6.8	6.4	6.2	26.4
	REIX Eléonore	Lozanne	2000	6.9	7.0	6.7	5.8	26.4
50	ECHAUBARD Fanny	Lozanne	1999	6.7	6.4	7.0	6.2	26.3
51	GARCIA Tiffany	Millery 2	1996	6.9	6.3	6.4	6.6	26.2
52	CHERBLANC Alexianne	Jonage 2	1992	6.9	6.9	4.7	7.5	26.0
	CHERBONNEL Marie	Savigny	1995	6.6	7.3	5.2	6.9	26.0
	DESGOUTTES Lison	Chaponnay	1996	6.6	6.3	7.0	6.1	26.0
55	BOURBON Marie	Marcy charbonnières	1997	6.6	6.2	6.8	6.3	25.9
56	CLERGET Delphine	Jonage 2	1991	7.1	5.1	6.9	6.7	25.8
57	N'LELE LONGA Marie	Vénissieux	1995	6.5	6.9	6.3	5.9	25.6
58	ARTIGAS Violene #	Jonage	1995	6.7	6.4	6.2	5.9	25.2
59	MOSCA Madeline	Marcy charbonnières	1997	6.7	5.8	5.9	6.7	25.1
	LIAUTAUD Zoe	Irigny	1998	6.7	6.0	6.2	6.2	25.1
61	TANGHE Delphine	Millery 2	1997	6.6	5.2	6.6	6.5	24.9
	JOLY Garance	Chaponnay	1997	6.8	5.8	6.1	6.2	24.9
63	HUNEAU Flore	Irigny	1997	6.4	5.6	5.7	7.1	24.8
64	CLOT Eleonore	Marcy charbonnières	1996	6.4	5.1	5.8	6.9	24.2
65	JOLY Cassandre	Corbas	2001	6.3	4.6	6.8	6.4	24.1
66	DERONZIER Melanie #	Irigny	1998	6.9	6.0	3.6	6.9	23.4
67	PINSON Caroline ###	Marcy charbonnières	1997	6.1	5.9	5.4	5.7	23.1
68	FOMBON Camille	Irigny	1998	6.3	3.3	6.6	6.7	22.9
69	PIOTTO Serena	Corbas	1997	6.6	3.6	5.7	6.9	22.8
70	PELLET Anaïs	Jonage	1995	0.0	8.0	6.5	6.7	21.2
71	GUINEL Maryline #	Villefranche Femina	1990	7.3	0.0	6.6	7.1	21.0
72	DECAMPS Léa	Corbas	2000	6.3	2.4	5.5	6.6	20.8
	PAULE Marion	Limonest	2000	6.6	0.0	7.3	6.9	20.8
74	SIGNORINO Vinciane	Vénissieux	1986	6.4	0.0	7.0	6.1	19.5
	HARMAND Clothilde	Chaponnay	1997	5.9	5.1	4.6	3.9	19.5
76	MOULINAS Charlene	Chaponnay	1986	0.0	7.0	6.8	5.5	19.3
77	SEGADO Laurine	Corbas	2000	6.2	0.0	4.4	5.6	16.2
78	BUATIER Anaïs	Limonest	1996	7.0	6.2	0.0	0.0	13.2
79	FEREZ Angeline	Vénissieux	1995	0.0	6.8	0.0	0.0	6.8
80	QUEIROZ-PEY Charlotte #	Chaponnay	1996	0.0	4.6	0.0	0.0	4.6
81	RUSLI Andrea ##	St Priest	1990	0.0	0.0	0.0	0.0	0.0
	ARNOULD Laetitia *	Gerland Mouche 1 (indiv) (indiv)	1992	0.0	0.0	0.0	0.0	0.0

	LOSSOUARN Deborah	Villefranche Femina	1998	0.0	0.0	0.0	0.0	0.0
	DE SOUSA Stacy	Jonage 2	1992	0.0	0.0	0.0	0.0	0.0
	BONY Mélie	Lozanne	2000	0.0	0.0	0.0	0.0	0.0





Résultats de la compétition
 criterium Départemental
 Irigny
26 Janvier 2013

1. FEMININ NIVEAU5 9-14 ans . SA_DA (individuels)

1.1. Résultats par équipes

	Equipe	Club					Total
1	St Priest	Gymnique association saint priest	27.5	31.5	30.4	31.1	120.5
2	ESJ JONAGE	ESJ JONAGE	27.8	28.4	30.4	30.5	117.1
3	Chaponnay	Chaponnay gym	27.8	26.6	30.5	29.7	114.6
4	Belleville sur saone	Gym club belleville beaujolais	26.9	28.5	28.7	30.1	114.2
5	Francheville	Gym dans'	25.7	28.3	28.7	31.4	114.1
6	Anse	Jeunesse ansoise	27.1	25.8	28.2	30.2	111.3
7	Brindas	A.s.brindas	26.5	26.7	27.5	27.5	108.2
8	Bron	Amicale Laïque de Bron	25.6	25.4	26.9	29.8	107.7
9	Corbas	Corbas gym	25.2	19.9	23.8	28.7	97.6





1.2. Résultats individuels

	Gymnaste	Equipe	Annee					Total
1	GUIGUET Jade #	St Priest	1998	7.4	7.6	8.2	8.3	31.5
2	JANDARD Noémie	Brindas	2000	7.2	7.8	7.5	7.8	30.3
	BLANC Loraine	ESJ JONAGE	1999	7.3	7.2	7.8	8.0	30.3
4	JACOB Cassandra	ESJ JONAGE	1999	7.2	7.1	7.7	8.0	30.0
5	CREPIEUX Juliette	Chaponnay	2002	7.2	6.5	8.3	7.9	29.9
6	D'ALESSANDRO Elsa	Chaponnay	2001	7.2	7.5	7.3	7.7	29.7
7	ALLARDON Clemence	St Priest	1999	6.2	7.8	7.5	7.9	29.4
8	REYMOND Heloise	Francheville	1999	6.5	7.7	7.2	7.8	29.2
9	THIBAUDAT Chloe	Belleville sur saone	1999	6.6	6.9	7.6	8.0	29.1
	VERPOIX Morgane	Belleville sur saone	1999	6.2	7.6	7.5	7.8	29.1
11	BARON Laura	St Priest	1999	6.6	7.5	7.4	7.5	29.0
	GOUDSTIKKER Manon	ESJ JONAGE	1998	6.6	8.1	7.3	7.0	29.0
13	MOUSSY Marine	Corbas	1998	6.2	7.7	7.5	7.2	28.6
14	NIVEL Audrey	St Priest	1998	6.7	8.5	5.8	7.4	28.4
15	DELAVERNHE Chloe	Francheville	2001	6.5	6.7	7.1	7.9	28.2
16	BOURDON Sarah	Belleville sur saone	1998	6.9	7.5	6.5	7.1	28.0
	MADINIER Abbygaelle	Belleville sur saone	1998	7.2	6.5	7.1	7.2	28.0
18	FERRIZ Julie	Chaponnay	2000	6.7	6.7	7.1	7.3	27.8
	DE CIANTIS Lena	ESJ JONAGE	1999	6.7	6.0	7.6	7.5	27.8
20	BANZET ma	Bron	1999	6.7	6.8	6.5	7.7	27.7
21	TALENT Justine	Francheville	1999	6.3	7.4	5.8	8.0	27.5
22	PARDIN Bérénice	Francheville	1999	5.9	6.5	7.3	7.7	27.4
	ZALEWSKI Lara	Anse	1999	7.0	7.5	5.8	7.1	27.4
24	SANCHEZ Lucie	Bron	2000	5.9	6.8	6.9	7.7	27.3
25	DE LA GASTINE Mathilde	Francheville	2001	6.2	6.2	7.1	7.7	27.2
26	VERMOREL Camille	St Priest	1999	6.4	7.6	6.0	7.0	27.0
27	SALLET Marie	St Priest	1998	6.8	5.6	7.3	7.1	26.8
28	BOULARD-RUTY Marie	Anse	1999	7.0	5.5	6.4	7.7	26.6
	FAYE Maelys	Brindas	1998	6.1	6.5	7.2	6.8	26.6
30	ESTEBE Alice	Anse	1999	6.7	4.3	7.7	7.7	26.4
31	COMTE Andréa #	Chaponnay	1998	6.1	5.9	7.8	6.5	26.3
32	VEZIN Mathilde	Brindas	1998	6.1	6.1	7.3	6.3	25.8
33	GAIHIER Lea	Bron	2000	5.8	6.1	7.0	6.7	25.6
34	CHETTIH Mahira	Bron	1999	6.1	5.7	6.5	7.2	25.5
35	PLASSE Ameline	Anse	1999	5.6	6.4	6.6	6.7	25.3





36	MENGUY Léila	Chaponnay	1999	6.7	5.4	6.2	6.8	25.1
37	RIZZUTO Sarah	Francheville	1999	6.4	6.1	5.7	6.5	24.7
38	PIOTTO Solene	Corbas	2000	6.4	4.5	6.2	7.4	24.5
39	RICOL Anaïs	Brindas	1998	5.8	6.3	5.5	6.3	23.9
40	REA Jade	Brindas	2000	7.1	5.5	5.3	5.8	23.7
41	GIRIN Maureen	Anse	1999	6.4	4.5	5.4	7.3	23.6
42	PERRET Alexane	Corbas	1999	6.0	3.9	6.4	6.7	23.0
	DURIEUX Megane	Brindas	1998	5.7	5.3	5.4	6.6	23.0
44	FRUCTUS Melina	ESJ JONAGE	1998	6.0	5.1	5.3	6.5	22.9
45	LORON Melanie	Belleville sur saone	1998	5.3	4.7	6.1	6.7	22.8
46	CHAPUY Justine	Corbas	1999	6.6	3.8	3.7	7.4	21.5
47	SAMSOEN Chloe	Anse	1999	0.0	6.4	7.5	7.5	21.4
48	MANIN Lysa	Belleville sur saone	1998	6.2	3.5	5.1	6.3	21.1
49	BELICARD Marie	Bron	2001	5.2	1.4	5.2	7.2	19.0
50	MARTIN Maelys	Bron	1998	6.9	0.0	0.0	0.0	6.9
51	HEURTIER Celia *	Anse 1 (indiv) (indiv)	1999	0.0	0.0	0.0	0.0	0.0
	CASAS Maeli	Corbas	1998	0.0	0.0	0.0	0.0	0.0
	MARCO Anaïs	Corbas	2000	0.0	0.0	0.0	0.0	0.0
	MOREL Marion	ESJ JONAGE	1998	0.0	0.0	0.0	0.0	0.0

2. FEMININ NIVEAU5 9-12 ans . SA_DA (individuels)

2.1. Résultats par équipes

	Equipe	Club					Total
1	St Priest	Gymnique association saint priest	29.5	31.6	32.3	31.2	124.6
2	Gerland Mouche	A. L. gerland mouche	29.1	31.4	29.3	30.9	120.7
3	Villefranche Femina	Fémina gymnique de villefranche	28.6	29.9	31.0	29.3	118.8
4	St Genis les Ollières	Entente St genoise	29.1	29.8	28.5	30.6	118.0
5	Anse	Jeunesse ansoise	29.8	28.6	28.4	30.2	117.0
6	Vénissieux	Cmo vénissieux	28.0	29.3	28.4	29.9	115.6
7	Vaugneray	Union sportive de l'ouest lyonnais	24.2	23.5	26.0	26.7	100.4

2.2. Résultats individuels

	Gymnaste	Equipe	Annee					Total
1	GARCIA Samantha	St Priest	2000	7.6	8.3	8.5	8.3	32.7
2	PYTEL Ysee	St Priest	2001	6.9	8.2	8.4	7.9	31.4
3	NOURI Cyrine	St Priest	2001	7.3	8.0	8.1	7.6	31.0
	BOUTEILLER Chloé	Villefranche Femina	2001	7.4	7.9	7.8	7.9	31.0
5	ESPASSIEUX Catlin	Gerland Mouche	2000	7.2	8.2	7.4	7.4	30.2
6	REBUT Camille	Anse	2000	7.6	7.4	7.1	7.7	29.8
7	MORTREUX Suzanne	Anse	2000	7.6	7.6	7.0	7.5	29.7
	MALDJI Melinda	Villefranche Femina	2002	7.1	7.8	7.6	7.2	29.7
	USCLADE Maureen	St Genis les Ollières	2001	7.6	7.5	6.8	7.8	29.7
10	BOUCHAUD Léa	Gerland Mouche	2001	7.2	7.6	7.0	7.8	29.6
11	PISU Ambre	Gerland Mouche	2000	7.4	8.1	6.6	7.3	29.4
	ZOLZETTICH Francesca	St Genis les Ollières	2001	7.5	7.6	6.6	7.7	29.4
13	NARDINI-MULLER Justine	Gerland Mouche	2001	6.8	7.5	7.4	7.6	29.3
	PAULO-LOURO Anaëlle	Gerland Mouche	2000	7.3	6.7	7.5	7.8	29.3
15	DURAFFOURG Elisa	Gerland Mouche	2000	7.1	7.4	7.0	7.7	29.2
	BOUSAHLA Myriam	Vénissieux	2001	7.3	8.0	6.6	7.3	29.2
	RUFFEL Fiona	St Genis les Ollières	2002	6.5	7.8	7.4	7.5	29.2
18	BRISSEAU Maëlwenn	Villefranche Femina	2001	6.6	7.3	7.6	7.2	28.7
19	HOUEL Charlotte	Vénissieux	2001	6.5	6.8	7.2	7.7	28.2
20	LOPEZ Justine	St Priest	2000	7.4	7.1	7.2	6.3	28.0
	JAMET Elise	Anse	2000	7.3	7.5	6.4	6.8	28.0
22	RODRIGUES Cecile	St Priest	2001	6.9	6.9	7.3	6.8	27.9
	ZEIMEN Coralie	Anse	2000	7.2	6.1	7.2	7.4	27.9
24	GEOFFRAY Ambre	St Priest	2000	7.2	6.3	6.9	7.4	27.8
25	CHIERICI Clara	Anse	2000	7.3	6.0	6.8	7.6	27.7
26	SEIGNER Anais	Villefranche Femina	2001	7.3	6.9	6.4	7.0	27.6
27	LEMBO Cynthia	Vénissieux	2001	7.0	7.6	6.5	6.4	27.5
28	ANDRIAMANDROSO Irina	St Genis les Ollières	2002	6.2	6.9	7.0	7.2	27.3
29	DJOMBE Miliana	Vénissieux	2002	6.3	6.3	7.1	7.5	27.2
30	REDON Othilie	St Genis les Ollières	2001	6.9	4.6	7.3	7.6	26.4
31	RAY Johanna	Anse	2000	7.0	4.8	7.1	7.4	26.3
32	CHENAT Samantha	Vaugneray	2002	5.4	6.3	6.6	7.0	25.3
33	IRIE Solèfé	Vénissieux	2002	7.2	5.5	5.1	7.2	25.0
34	GIRAUD Ophelie	Vaugneray	2002	6.4	5.5	6.3	6.6	24.8

35	CARNEIRO Meline	Vaugneray	2002	5.1	4.8	7.1	6.7	23.7
36	LEFEVRE Caroline	Vaugneray	2002	6.5	6.0	4.4	6.4	23.3
37	ARLAUD Laura	Vaugneray	2002	4.6	5.7	5.9	5.9	22.1
38	ELBERDAI Youssera	Vénissieux	2001	0.0	6.9	7.5	7.4	21.8
39	BENEVENT Lucie	Villefranche Femina	2002	6.8	5.8	8.0	0.0	20.6
40	LEFEVRE Axelle	Vaugneray	2002	5.9	2.3	6.0	6.3	20.5
41	JEAN-PIERRE Camille	St Genis les Ollières	2001	7.1	0.0	0.0	6.9	14.0