

Résultats de la compétition
Finales interrégionales UFOLEP G2
La Tour du Pin et Pont de Beauvoisin
18 et 19 mai 2013

1. MASCULIN NIVEAU6 7-10 ans . SA_DA (individuels)

1.1. Résultats par équipes

	Equipe	Club							Total
1	St Genis les Ollières	69--Entente St genoise	28.7	28.5	29.9	26.9	29.9	28.6	172.5
2	Vénissieux	69--CMO Vénissieux	28.5	28.4	30.1	25.2	29.8	28.1	170.1
3	Millery	69--ESMC Gym	29.7	26.4	30.4	25.3	30.3	27.6	169.7
4	Riorges	42--Olympique Riorges Gym	29.2	26.4	29.7	23.8	30.2	27.2	166.5
5	Aix les Bains	73--Les Enfants du Revard	28.0	23.9	26.7	25.9	27.6	27.5	159.6
6	Vaugneray	69--US Ouest Lyonnais	24.6	25.3	27.1	24.7	29.2	27.0	157.9
7	St Just St Rambert	42--FJEP St-Just St-Rambert	26.0	24.6	25.4	23.5	27.9	25.1	152.5
8	Heyrieux	38--J.A.Heyrieux Gym	22.8	22.6	23.6	23.5	25.5	23.8	141.8

1.2. Résultats individuels

	Gymnaste	Equipe	Annee							Total
1	GIZOLME Martin	St Genis les Ollières	2002	7.5	7.4	7.3	6.6	7.5	7.4	43.7
2	BLANCHET Julian	Riorges	2003	7.5	7.5	7.6	6.3	7.7	7.0	43.6
3	MOUYON Baptiste	St Genis les Ollières	2004	7.1	7.1	7.6	6.8	7.6	7.3	43.5
4	NAOUZ-HOMBURGER Mahir	St Genis les Ollières	2004	7.0	6.9	7.6	6.6	7.4	7.5	43.0
5	PORTAS Alexis	Vénissieux	2004	6.9	6.9	7.7	6.4	7.6	7.4	42.9
6	LORENZ Yannis	Vénissieux	2003	7.2	7.3	7.6	6.2	7.5	7.0	42.8
	COLOMBIN Hugues	Vaugneray	2004	7.2	7.0	7.5	6.5	7.6	7.0	42.8
8	GAULE Alexandre	St Genis les Ollières	2004	7.1	7.1	7.4	6.9	7.4	6.4	42.3
9	ROYER Rafael	Millery	2004	7.6	6.5	7.7	6.0	7.6	6.8	42.2
10	WESPIESER Jérôme	Millery	2005	7.7	6.9	6.9	6.6	7.6	6.1	41.8
11	HOUEL Romain	Vénissieux	2004	6.9	6.9	7.3	6.4	7.2	7.0	41.7
	NERY Reytchy	Riorges	2004	7.5	5.6	7.6	6.4	7.4	7.2	41.7
	PORTIER Axel	Millery	2004	6.9	6.4	7.7	6.3	7.4	7.0	41.7
14	BUFFEVANT Tao	Vénissieux	2003	7.1	6.8	7.5	6.2	7.3	6.7	41.6
15	COMBAZ Antoine	Riorges	2004	7.2	7.1	7.3	5.3	7.5	7.0	41.4
	DA CUNHA Jean	Millery	2005	6.6	6.6	7.4	6.4	7.4	7.0	41.4
	DEMOLLIERE Léo	Vaugneray	2002	6.1	6.7	6.9	7.7	7.2	6.8	41.4
18	MONTABONEL Léo	St Just St Rambert	2003	7.1	6.7	7.2	6.3	7.3	6.6	41.2
19	GILLE Ulysse	Millery	2004	7.2	6.0	7.6	5.7	7.7	6.8	41.0
20	LEMBO Tom	Vénissieux	2003	7.3	7.2	7.0	6.0	7.4	6.0	40.9
21	QUINTELAS Alexis	Vénissieux	2004	6.7	7.0	7.3	6.1	7.3	6.3	40.7
22	BARRAULT Julien	Millery	2004	7.2	6.3	7.4	5.9	7.4	6.4	40.6
23	COTTON Hugo	Aix les Bains	2002	6.8	6.0	6.8	6.5	7.1	6.7	39.9
	OSKWAREK Théo	Aix les Bains	2002	7.2	6.2	6.8	5.9	6.8	7.0	39.9
	VALOIS Jules	Aix les Bains	2003	7.0	5.8	6.7	6.7	6.9	6.8	39.9
26	SIMONI DARMET Hugo	Riorges	2004	7.0	6.2	7.2	5.8	7.6	6.0	39.8
27	WILAMOWSKI Tomasz	Aix les Bains	2004	7.0	5.9	6.4	6.4	6.7	7.0	39.4
28	JACQUIN Anthony	Vaugneray	2003	5.5	6.5	7.5	5.2	7.4	6.9	39.0
29	GAYOT Valentin	St Just St Rambert	2002	6.5	6.2	6.7	5.8	6.9	6.7	38.8
30	DAHOUMANE Achille	Heyrieux	2003	6.2	5.9	6.2	6.2	7.2	6.5	38.2
31	DICHAMP Rémi	Heyrieux	2003	5.6	6.0	6.3	6.1	6.3	6.6	36.9
32	BERARD Luca	St Genis les Ollières	2003	6.6	5.0	6.9	5.1	6.9	6.0	36.5

33	PORTE Eloïc	St Just St Rambert	2003	5.8	6.3	4.7	5.8	6.9	6.9	36.4
34	ROSSET Wilhelm	Aix les Bains	2004	6.5	5.7	6.0	5.4	6.6	6.1	36.3
35	XHEMAL Corentin	St Just St Rambert	2003	6.6	5.4	6.8	5.6	6.8	4.9	36.1
36	SIMO Aymeric	Vaugneray	2004	5.8	5.1	5.2	5.3	7.0	6.3	34.7
37	NOURRY Lucas	Heyrieux	2002	5.3	5.0	6.0	5.4	6.0	5.8	33.5
38	SIMON Enzo	Aix les Bains	2003	6.4	5.6	3.7	6.3	6.8	4.6	33.4
39	DELECROIX Samuel	Heyrieux	2004	5.7	5.7	5.1	5.8	6.0	4.9	33.2
40	FREYSSINET Yanis	Heyrieux	2003	3.6	4.7	0.0	4.4	0.2	0.0	12.9

2. MASCULIN NIVEAU6 9-14 ans . SA_DA (individuels)

2.1. Résultats par équipes

	Equipe	Club							Total
1	Pierre Bénite	69--PL Pierre Bénite	28.9	29.2	29.1	29.6	28.6	28.0	173.4
2	St Priest	69--GA Saint Priest	29.6	29.0	28.5	28.9	29.1	27.5	172.6
3	Domène	38--ES Doménoise	28.8	24.4	28.8	26.7	28.7	27.1	164.5
4	Pont de Beauvoisin	38--La Sentinelle	28.5	27.4	28.0	27.0	27.8	25.4	164.1
5	Charlieu	42--AL Charlieu	27.7	25.7	27.6	27.7	28.2	26.3	163.2
6	Villeurbanne	69--Cusset	26.6	24.0	28.1	29.0	27.3	26.3	161.3
	Corbas	Corbas Gym	27.8	25.9	26.6	26.6	27.1	27.3	161.3
8	Rhodia Club	38--Rhodia-Club Gymnastique	28.7	26.5	26.7	25.5	27.2	25.2	159.8
9	Voreppe	38--Voreppe la Vaillante	26.6	24.8	25.6	26.5	26.8	20.2	150.5
10	Heyrieux	38--J.A.Heyrieux Gym	23.8	21.2	24.9	28.3	27.0	22.4	147.6







2.2. Résultats individuels

	Gymnaste	Equipe	Année							Total
1	GODARD Alexis	St Priest	2002	7.7	7.6	7.3	7.6	7.6	7.4	45.2
2	RABIN Thomas	Pierre Bénite	2002	7.5	7.5	7.4	7.5	7.3	7.5	44.7
3	MOISSONNIER Cedric *	St Genis les Ollières 1	2000	7.5	7.6	7.2	7.3	7.2	7.5	44.3
4	BERNARD Romain	St Priest	2003	7.5	7.7	7.2	7.5	7.3	6.8	44.0
5	DANNOUX Guénolé	Villeurbanne	2001	6.8	7.3	7.3	7.8	7.4	6.9	43.5
6	ROUGON Alexandre	Pierre Bénite	2000	6.9	7.3	7.4	7.6	7.3	6.7	43.2
7	ELEKA Tonye	Charlieu	2001	7.4	6.5	7.0	7.7	7.2	7.3	43.1
8	VINALS Martin	Pierre Bénite	2002	7.2	7.1	7.2	7.6	6.9	6.9	42.9
9	TARRAJAT Alexandre	Domène	2000	7.2	6.8	7.2	7.1	7.4	7.1	42.8
	PILLONETTO Pierre	Corbas	2003	7.3	7.2	7.0	7.0	7.0	7.3	42.8
11	AMOUROUX Romain	Domène	2002	7.1	7.1	7.3	6.4	7.2	7.3	42.4
12	VERIN Yannis	Charlieu	2000	7.1	6.7	6.8	7.4	7.0	7.3	42.3
13	BOUSQUET Maxime	Villeurbanne	2001	6.6	6.6	7.2	7.7	7.0	6.9	42.0
14	MICHEL Baptiste	St Priest	2002	7.3	7.1	7.0	6.8	7.2	6.5	41.9
	PINET Sylvain	Pont de Beauvoisin	2002	7.3	7.4	7.1	6.0	7.3	6.8	41.9
16	GIRON Allan	Corbas	2002	7.3	6.7	6.8	7.3	6.8	6.9	41.8
17	BARBER Gregory	St Priest	2001	6.9	6.6	6.7	7.0	7.0	6.8	41.0
	LEVICONTE Evan	Pont de Beauvoisin	2002	7.0	6.8	7.1	7.1	6.9	6.1	41.0
19	FRERE Antoine	Pierre Bénite	2002	6.3	6.9	7.1	6.8	6.9	6.9	40.9
20	LAURIOL Corentin	Rhodia Club	2002	7.1	6.9	6.9	6.2	6.9	6.8	40.8
21	DREVET Guiliann	Pierre Bénite	2003	7.1	7.0	6.9	6.3	7.1	5.7	40.1
	MICHEL DIT CHARLEMAGNE Hugo	Voreppe	2000	6.8	7.1	6.5	7.0	6.9	5.8	40.1
23	COMMARMOND Noah	Pierre Bénite	2001	7.1	7.3	6.9	6.9	6.9	4.9	40.0
	LICHTER Sylvain	Rhodia Club	2003	7.1	6.3	6.6	6.8	6.7	6.5	40.0
25	AZEVEDO Kylian	Rhodia Club	2003	7.3	6.7	6.6	6.4	6.7	6.2	39.9
26	BRETON Léandre	Pont de Beauvoisin	2002	7.0	6.3	6.7	6.7	6.8	6.3	39.8
27	AYMOZ Anthony	Domène	2001	7.0	5.9	7.0	6.4	7.0	6.3	39.6
	GROS Baptiste	Pont de Beauvoisin	2001	6.8	6.2	6.9	6.7	6.8	6.2	39.6
29	BERLAND Bastien	Charlieu	2000	6.5	6.2	7.1	6.5	6.8	6.2	39.3
30	MOAN Ewen	Rhodia Club	2003	7.2	6.6	6.6	6.1	6.9	5.7	39.1
	COLTRAT Evan	Pont de Beauvoisin	2001	7.2	6.4	6.9	6.5	6.7	5.4	39.1







32	FAY Killian	Domène	2003	7.5	4.6	7.1	6.8	7.1	5.5	38.6
33	MEYNARD Lucien	Villeurbanne	2003	6.6	5.8	6.9	6.7	6.5	5.9	38.4
	PODVIN Tom	Heyrieux	2001	5.9	5.5	6.1	7.6	7.0	6.3	38.4
35	ROUGIER Arnaud	Corbas	2001	6.7	6.2	6.1	6.2	6.2	6.6	38.0
36	MOREL Alexis	Voreppe	2000	7.0	6.6	6.6	6.7	6.7	4.2	37.8
37	DE GANTHO Colin	St Priest	2002	7.1	5.1	7.0	6.2	6.8	5.5	37.7
	LAURANS Ewan	Corbas	2002	6.4	5.8	6.6	5.9	6.7	6.3	37.7
39	NOUVELOT Vincent	Charlieu	2001	6.1	6.3	6.7	6.1	6.9	5.5	37.6
	CASAS Pablo	Corbas	2003	6.5	5.7	6.2	6.1	6.6	6.5	37.6
41	TODDE Mathieu	Voreppe	2000	6.5	5.3	6.7	6.1	6.8	6.1	37.5
42	BOUDJOUDJOU Sofé	Villeurbanne	2003	6.6	4.3	6.7	6.8	6.4	6.6	37.4
43	LEBOUCHER Mathieu	Pont de Beauvoisin	2003	7.0	6.8	6.6	6.2	6.0	4.5	37.1
44	LUPO Romain	Domène	2001	6.4	4.3	7.2	5.5	6.9	6.4	36.7
45	DURAND Mathis	Heyrieux	1999	4.9	5.9	6.5	6.9	6.8	5.5	36.5
46	AUGUY Benjamin	Charlieu	2001	6.4	5.5	6.6	5.5	7.0	5.4	36.4
47	ALLEGRA Nicolas	Voreppe	2000	6.3	5.8	5.8	6.7	6.4	4.1	35.1
48	BOUSSAND Benoit	Charlieu	2000	6.7	5.4	6.0	5.6	7.0	4.3	35.0
49	BOURGES Vincent	Heyrieux	2001	5.8	5.5	5.9	6.2	6.4	5.1	34.9
50	JULLIEN Louis	Heyrieux	1999	5.5	2.7	5.3	6.9	6.6	5.5	32.5
51	CINQUE Joris	Heyrieux	2002	6.0	4.3	4.9	6.3	6.0	4.8	32.3
52	ZAMPIERI Mathis	Heyrieux	2000	6.1	0.0	6.4	6.9	6.6	0.0	26.0

3. MASCULIN NIVEAU5 11 + . SA_DA (individuels)

3.1. Résultats par équipes

	Equipe	Club							Total
1	Valence	26--Valence Gym	29.8	27.4	31.1	31.7	30.9	30.2	181.1
2	Tullins	38--Tullins la Vaillante	29.2	23.3	29.1	29.5	28.7	28.3	168.1

3.2. Résultats individuels

	Gymnaste	Equipe	Anne e							Total
1	IVALIDI Matthieu	Valence	1998	7.2	7.3	7.9	8.3	7.9	7.5	46.1
2	CORTES Stéphane	Valence	1991	7.2	6.8	7.9	8.0	7.5	7.6	45.0
	FOURNIOL Alexandre	Valence	1992	7.5	6.4	7.5	8.1	7.9	7.6	45.0
	ROGIER Adrien	Valence	1991	7.9	6.9	7.8	7.3	7.6	7.5	45.0
5	GIRY Lucas	Tullins	2000	7.4	6.4	7.7	7.2	7.4	7.4	43.5
6	PICHON Thibaut	Tullins	1999	7.5	6.5	7.3	7.7	7.1	7.2	43.3
7	PAVIN Theo	Tullins	1997	7.7	5.8	7.0	7.2	7.1	6.5	41.3
8	BOURGEOIS Arthur	Tullins	1995	6.6	4.6	7.1	7.4	7.1	7.2	40.0

4. MASCULIN NIVEAU5 9-14 ans . SA_DA (individuels)

4.1. Résultats par équipes

	Equipe	Club							Total
1	Amplepuis	69--La Fraternelle	29.7	26.3	30.1	30.8	28.3	30.9	176.1
2	Millery	69--ESMC Gym	30.9	23.9	31.1	29.7	29.0	30.8	175.4
3	Vaugneray	69--US Ouest Lyonnais	30.6	25.5	29.0	29.6	29.7	30.5	174.9
4	Villefranche sur Saone	69--UG Villefranche	30.5	25.4	29.6	29.1	30.0	30.1	174.7
5	Vaulx en Velin	69--CG Vaulx en Velin	31.1	24.3	30.2	29.0	29.0	30.2	173.8
6	Savigny	69--ASC Savigny	29.7	25.2	29.5	28.5	29.1	29.8	171.8
7	St Just St Rambert	42--FJEP St-Just St- Rambert	30.3	22.9	27.6	32.0	28.4	29.7	170.9
8	Brindas	69--AS Brindas	29.4	23.3	28.5	28.2	27.6	29.4	166.4
9	Rhodia Club	38--Rhodia-Club Gymnastique	29.4	19.8	29.4	29.7	29.1	28.7	166.1
10	Voreppe	38--Voreppe la Vaillante	28.7	20.7	25.9	28.1	26.6	28.8	158.8
11	L Isle d Abeau	38--L Isle d'Abeau	27.4	18.9	26.3	25.8	25.7	29.3	153.4
12	Heyrieux	38--J.A.Heyrieux Gym	25.1	17.8	22.7	25.9	25.6	25.9	143.0
13	Bourg de Thizy	69--Enfants de la trambouze	19.0	16.8	19.2	25.5	26.6	26.7	133.8
14	Corbas	Corbas Gym	22.7	17.8	20.4	21.1	22.7	22.0	126.7







4.2. Résultats individuels

	Gymnaste	Equipe	Anne e							Total
1	GUILLERMIN Luc	Amplepuis	1998	7.5	7.4	7.9	8.4	7.1	8.1	46.4
2	ONNIS Fabien	Vaulx en Velin	1998	7.9	7.3	7.7	7.7	7.3	7.8	45.7
3	BUGNET Jordann	Millery	2003	7.8	6.8	8.1	7.4	7.6	7.7	45.4
4	PERRIN Thomas	Vaugneray	1999	8.0	6.7	7.6	7.5	7.4	7.8	45.0
5	TUFFERY Armand	Savigny	2001	7.8	7.2	7.6	7.3	7.5	7.4	44.8
6	BARDINI Mattéo	Millery	1999	7.5	6.7	7.7	7.7	7.3	7.8	44.7
7	CHRISTOPHLE Anthony	Amplepuis	2000	7.6	6.8	7.3	7.7	7.0	7.9	44.3
	MONTEL Elliot	Villefranche sur Saone	2000	7.6	6.4	7.7	7.3	7.6	7.7	44.3
9	RIBEYRE Alexis	Vaugneray	1998	7.7	6.5	7.1	7.5	7.6	7.8	44.2
10	DERUDET Romain	St Just St Rambert	2001	7.4	5.5	7.6	8.5	7.2	7.7	43.9
11	GARCIA Mattéo	Millery	2002	7.7	6.3	7.7	7.3	7.1	7.7	43.8
	GALLIGANI Clement	Brindas	2001	7.5	6.4	7.6	7.4	7.2	7.7	43.8
	DEVAY Barthelemy	Savigny	1998	7.2	7.1	7.3	7.2	7.6	7.4	43.8
14	MARET Jordan	Villefranche sur Saone	2000	7.6	6.1	7.3	7.4	7.5	7.6	43.5
15	SERRANO Thomas	Vaulx en Velin	2001	7.7	6.2	7.8	7.1	7.2	7.4	43.4
16	JACQUIN Dylan	Vaugneray	2001	7.7	5.9	7.5	7.4	7.5	7.3	43.3
17	PIAZZA Baptiste	Villefranche sur Saone	2001	7.4	6.4	7.2	7.0	7.4	7.6	43.0
	MOTA Sandro	Corbas	2002	7.5	6.5	7.1	7.5	7.8	6.6	43.0
	WEZEL Theo	Corbas	2002	7.8	6.2	6.2	7.4	7.5	7.9	43.0
20	PEYRAUD Alexis	Amplepuis	2001	7.5	5.9	7.5	7.3	7.2	7.5	42.9
	DUMAS Gaëtan	Rhodia Club	2003	7.7	4.9	7.7	7.3	7.7	7.6	42.9
22	DJELLALIL Yacine	Vaulx en Velin	2001	7.8	5.6	7.3	7.0	7.1	7.8	42.6







23	ARGAUD Matthieu	St Just St Rambert	2002	7.7	5.8	6.7	7.8	7.2	7.1	42.3
24	BUTTY Pierrick	Amplepuis	2002	7.1	6.2	7.4	7.4	7.0	7.0	42.1
	GOLLIARD Gregory	Brindas	1998	7.1	6.4	6.9	7.0	7.3	7.4	42.1
26	GIRONDIN William	Brindas	1998	7.5	5.9	7.6	6.9	7.0	7.1	42.0
	BARBET Leo	Savigny	1999	7.3	6.0	7.7	6.9	6.5	7.6	42.0
28	BRUYERE Robin	St Just St Rambert	2002	7.3	6.2	6.1	7.9	7.0	7.3	41.8
29	AFANASSIEF Titouan	Rhodia Club	2002	7.5	4.7	7.5	7.5	7.6	6.9	41.7
30	CHAIZE Guillaume	Rhodia Club	2002	7.2	5.4	7.4	7.3	7.0	7.2	41.5
31	RECHARD William	Voreppe	2000	7.4	5.5	7.1	7.4	6.5	7.5	41.4
32	BICARD Eddie	St Just St Rambert	2000	7.6	5.4	6.9	7.2	7.0	7.2	41.3
33	LAMBERT Adrien	Voreppe	2000	7.5	5.1	7.0	7.1	7.0	7.5	41.2
34	FERNANDES Alexy	Vaulx en Velin	2001	7.6	5.2	7.4	6.9	7.1	6.9	41.1
	GUICHARD Hugo	Villefranche sur Saone	2001	7.7	4.7	7.0	7.2	7.3	7.2	41.1
36	PRIME Matteo	Vaugneray	2002	7.2	6.4	6.8	6.5	7.2	6.7	40.8
	HANNACHI Rassen	Vaulx en Velin	2002	7.5	4.6	6.9	7.2	7.4	7.2	40.8
38	FEUILLET Loic	Corbas	1999	7.4	5.1	7.1	6.2	7.4	7.5	40.7
39	LAMOTTE Achille	Villefranche sur Saone	2000	7.6	5.7	7.4	7.2	6.3	6.4	40.6
40	LELEU Valentin	Villefranche sur Saone	2000	7.1	6.5	6.3	7.0	7.5	6.1	40.5
41	MONTABONEL Matheo	St Just St Rambert	2002	7.6	4.4	6.4	7.8	6.5	7.5	40.2
42	SEEGNER Yvan	Voreppe	2003	7.1	5.1	7.1	6.7	6.6	7.5	40.1
43	DELCASSOU Lilian	Rhodia Club	2000	7.0	4.8	6.8	7.6	6.8	7.0	40.0
	VANLIN Pierre-baptiste	Millery	2003	7.8	3.7	7.6	7.3	6.0	7.6	40.0
45	NIETTO Quentin	Vaugneray	2000	6.9	5.2	6.5	7.2	6.3	7.6	39.7
46	SHIRVANIAN Romain	Millery	2002	7.6	4.1	7.1	6.8	6.4	7.5	39.5
47	ALLOGNET Lucas	Savigny	2000	6.7	4.9	6.9	6.6	6.7	7.4	39.2
48	BADOIL Maxence	Brindas	2000	7.3	4.6	6.4	6.9	6.1	7.2	38.5
49	QUINQUIS Mattéo	Millery	2003	7.1	3.9	7.5	6.8	7.0	5.6	37.9
50	BRU Dorian	L Isle d Abeau	1999	6.3	4.4	6.7	6.6	6.5	7.3	37.8
51	PIVOT Basile	Amplepuis	2001	5.7	4.6	5.9	7.0	6.8	7.4	37.4
52	LALARDIE Antoine	Savigny	1998	7.4	2.2	6.0	7.1	7.3	7.3	37.3
	MARCHANT BADET Benjamin	Vaulx en Velin	2003	7.7	5.1	5.0	6.4	6.9	6.2	37.3
54	HENRAT Kevin	L Isle d Abeau	2000	6.8	4.5	5.7	6.1	6.4	7.4	36.9
55	CHERCHI Lorenzo	Heyrieux	2001	6.2	4.3	5.4	7.2	6.3	7.3	36.7
56	CHAPON Loris	Bourg de Thizy	2002	7.0	3.5	5.1	7.3	6.8	6.9	36.6
57	TOURNIER Guillaume	Savigny	2001	6.2	4.9	6.7	6.7	6.5	5.4	36.4
58	BESSET Benoit	Voreppe	2000	6.7	5.0	4.7	6.9	6.5	6.3	36.1
59	CANESSON Guilem	L Isle d Abeau	2000	7.1	3.5	6.4	6.2	5.5	7.2	35.9
60	AUGUSTIN Mathis	Heyrieux	2001	6.6	4.3	5.7	7.1	6.0	5.5	35.2
61	ALPHONSE Elian	L Isle d Abeau	1998	7.2	4.1	5.4	6.4	6.1	5.7	34.9
62	CHEVALIER Clément	Heyrieux	1998	6.5	4.1	5.5	6.3	6.5	5.8	34.7
63	DAHOUMANE Etienne	L Isle d Abeau	1999	0.0	5.9	7.5	6.6	6.7	7.4	34.1
64	BIALAS Alexis	Bourg de Thizy	2002	5.7	3.6	4.8	6.2	6.5	7.2	34.0
65	LEROY Camille	Bourg de Thizy	2001	6.3	4.4	3.5	6.1	6.3	6.2	32.8
66	BONVALLOT Aymeric	Heyrieux	2001	5.8	3.4	4.8	5.3	5.6	5.8	30.7
67	SOLIS Pierre	Bourg de Thizy	1999	0.0	5.3	5.8	5.9	7.0	6.4	30.4
68	CHANUT Pierre	Heyrieux	1998	0.0	5.1	6.1	0.0	6.8	7.0	25.0

5. MASCULIN NIVEAU5 7-10 ans . SA_DA (individuels)

5.1. Résultats par équipes

	Equipe	Club							Total
1	Vénissieux	69--CMO Vénissieux	30.0	30.5	29.9	30.5	30.9	30.8	182.6
2	Roanne	42--AL Roanne Garçons	23.4	28.8	27.0	28.1	25.8	22.2	155.3
3	Bourg de Thizy	69--Enfants de la Trambouze	25.0	22.0	25.8	27.0	27.8	23.7	151.3

5.2. Résultats individuels

	Gymnaste	Equipe	Annee							Total
1	BECKER Andy	Vénissieux	2002	7.4	7.8	7.7	7.7	7.8	8.0	46.4
2	RAFED Rida	Vénissieux	2002	7.7	7.8	7.4	7.6	7.8	7.7	46.0
3	VIGIER Loic	Vénissieux	2003	7.4	7.8	7.4	7.7	7.9	7.5	45.7
4	PAGANON Lancelot	Vénissieux	2002	7.5	7.1	7.4	7.5	7.4	7.6	44.5
5	AMINI Amir hossin	Roanne	2003	6.9	7.8	7.1	7.6	6.9	6.3	42.6
6	LECA Louis	Roanne	2003	6.4	7.7	7.1	7.5	7.1	6.1	41.9
7	BARRIER Mathis	Roanne	2003	6.5	7.2	6.5	6.6	5.9	6.0	38.7
8	LALY Nathan	Bourg de Thizy	2004	6.2	5.2	6.4	6.9	7.4	6.0	38.1
9	ARNAUD Renan	Bourg de Thizy	2003	6.5	4.8	6.3	6.7	7.2	6.3	37.8
10	VILLETTELLE Mattéo	Bourg de Thizy	2004	6.2	6.5	6.6	6.8	6.0	5.6	37.7
11	N'MIASS Romain	Bourg de Thizy	2004	5.9	5.3	6.5	6.6	6.5	5.7	36.5
12	GROUSELLE Tom	Bourg de Thizy	2004	6.1	4.4	6.2	6.4	6.7	5.7	35.5
13	MOLLON Noa	Roanne	2004	3.6	6.1	6.3	6.4	5.9	3.8	32.1
14	DA COSTA Marco	Bourg de Thizy	2005	5.2	5.0	6.1	5.4	5.9	4.3	31.9





Résultats de la compétition
Finales interrégionales UFOLEP G2
La Tour du Pin et Pont de Beauvoisin
18 et 19 mai 2013

1. FEMININ NIVEAU7 9-12 ans . SA_DA (B) (individuels)

1.1. Résultats par équipes

	Equipe	Club					Total
1	La Ciotat 1	13--GC La Ciotat	29.6	26.8	27.9	31.5	115.8
2	Bourg de Thizy	69--L Etoile et les Jeunes Etoiles	26.5	26.3	29.1	30.8	112.7
3	Voreppe	38--Voreppe la Vaillante	27.3	25.6	28.0	29.6	110.5
4	Meyzieu	69--FJEP Meyzieu	28.3	24.4	25.5	30.2	108.4
5	Montmelian	73--EGS Montmelian	27.3	24.2	26.6	29.8	107.9
6	Pont de Claix	38--Pont de Claix AG	27.1	25.2	25.5	29.2	107.0
7	La Ciotat 2	13--GC La Ciotat	26.0	23.4	25.9	29.6	104.9
8	Pierre Bénite	69--PL Pierre Bénite	26.8	25.3	25.0	27.5	104.6
9	Irigny	69--AL Irigny	25.1	23.3	27.0	29.1	104.5
10	St Rambert d Albon	26--ASCR Gym	26.1	23.9	26.0	28.3	104.3
11	Rochemaure	7--AGIL	25.4	21.3	24.8	29.1	100.6
12	Domène 2	38--ES Doménoise	24.5	22.6	24.7	24.3	96.1

1.2. Résultats individuels

	Gymnaste	Equipe	Annee					Total
1	GARIBALDI Paola	La Ciotat 1	2003	7.7	7.3	7.2	7.9	30.1
2	GOLMARD Carla	La Ciotat 1	2003	7.5	7.1	7.0	7.8	29.4
3	GINET Laurine	Bourg de Thizy	2000	6.8	6.9	7.4	7.9	29.0
4	MARAIS Angeline	La Ciotat 1	2001	7.6	6.4	6.9	8.0	28.9
5	ARNETTE Mathlde	Bourg de Thizy	2000	7.0	6.4	7.6	7.8	28.8
	BOTTER Océance	Montmelian	2000	7.6	6.9	7.3	7.0	28.8
7	DEFEZ Chloé	Pierre Bénite	2001	7.3	7.0	6.4	7.6	28.3
8	BOUZIANE Solene	Voreppe	2000	6.8	6.4	7.0	7.7	27.9
9	DOURIAUT Elise	Meyzieu	2001	7.6	5.8	6.8	7.4	27.6
10	BERERA Elisa	Meyzieu	2000	6.4	6.6	6.7	7.8	27.5
11	FARRUGGELLO Carla	Voreppe	2001	6.8	6.2	7.0	7.3	27.3
	ARNETTE Louise	Bourg de Thizy	2000	6.4	6.1	7.3	7.5	27.3
	BARBERET Adeline	Bourg de Thizy	2002	6.3	6.6	6.8	7.6	27.3
	FERRY Zoé	Montmelian	2002	7.1	5.5	6.9	7.8	27.3
15	PACCHIOLI Clemence	Voreppe	2001	7.1	5.7	6.9	7.4	27.1
16	CHICHA Ludina	Irigny	2000	7.0	6.0	7.1	6.9	27.0
	PALMIGIANI Marie	Irigny	2002	6.6	5.9	6.8	7.7	27.0
	CUSANNO Lena	Pont de Claix	2002	7.1	6.5	6.3	7.1	27.0
	GARAMBOIS Anna	Pont de Claix	2001	6.7	6.3	6.3	7.7	27.0
20	ARNAUD Zoe	Pont de Claix	2002	7.0	6.4	6.4	7.1	26.9
	DI SANTO Maud	Voreppe	2002	6.4	6.9	7.1	6.5	26.9
22	CAMPERVEUX Marine	La Ciotat 1	2000	6.8	6.0	6.3	7.6	26.7
23	FINET Erina	La Ciotat 1	2001	6.4	5.6	6.8	7.8	26.6
24	ELOMRI Sybel	St Rambert d Albon	2002	7.1	6.3	6.2	6.8	26.4
	MERAH Shahinéze	Meyzieu	2001	7.2	6.1	5.7	7.4	26.4
26	OLLIVIER Oriane	Voreppe	2001	6.6	6.1	6.4	7.2	26.3
27	MARMEY Eloise	St Rambert d Albon	2002	6.6	5.7	6.5	7.4	26.2
	BANANI Hanna	La Ciotat 2	2000	6.6	5.6	6.7	7.3	26.2
	DUFURNET Maureen	Montmelian	2001	6.1	6.5	6.1	7.5	26.2
30	ODEN Marine	La Ciotat 2	2001	6.5	5.4	6.4	7.6	25.9
	JACQUET Emeline	Bourg de Thizy	2002	5.8	6.4	6.2	7.5	25.9
	CHARVOZ Marine	Meyzieu	2001	7.1	5.3	5.9	7.6	25.9
33	LUCCI Andrea	La Ciotat 1	2002	6.4	5.2	6.4	7.8	25.8


	MANAZ Marie	La Ciotat 2	2002	6.8	5.7	6.0	7.3	25.8
	UGOURLOU OGLOU Amandine	La Ciotat 2	2001	6.1	6.0	6.3	7.4	25.8
36	MOKHTAR SEDDIK Lina	St Rambert d Albon	2001	6.1	5.9	6.7	7.0	25.7
	MORALES Maia	Voreppe	2000	6.1	6.1	6.8	6.7	25.7
38	CAZAL Gabriella	St Rambert d Albon	2000	6.3	6.0	6.2	7.1	25.6
	BERTHOME Hannah	Montmelian	2001	6.5	5.3	6.3	7.5	25.6
40	ASSOUANE Elsa	Pierre Bénite	2002	6.9	6.0	6.0	6.6	25.5
41	BARROS Elisa	Pierre Bénite	2000	6.4	5.8	6.5	6.7	25.4
	PIACENTINO Celena	La Ciotat 2	2002	5.9	6.1	6.4	7.0	25.4
	MOREL Emmy	Bourg de Thizy	2002	6.1	6.1	6.2	7.0	25.4
44	KRAFFT Mathilde	Irigny	2002	5.5	5.6	6.7	7.4	25.2
45	FERRUS Axelle	Rochemaure	2001	6.7	4.9	6.4	7.1	25.1
	FAGIS Coraline	Pont de Claix	2001	6.3	6.0	6.4	6.4	25.1
47	BRUNOIS Lou ann	Irigny	2000	6.0	5.4	6.4	7.1	24.9
48	MANCINI Licia	Pierre Bénite	2002	5.8	6.5	6.1	6.4	24.8
49	MAURIN Charlotte	La Ciotat 2	2001	6.0	5.3	6.4	6.9	24.6
	MARTINEZ Sarah	Rochemaure	2002	6.6	5.4	5.7	6.9	24.6
51	SAHI Sara	Domène 2	2002	5.8	5.9	6.4	6.4	24.5
	DAMOUR Maëva	Meyzieu	2000	6.4	5.1	6.1	6.9	24.5
53	SERRE Joy	Rochemaure	2002	5.7	4.7	6.6	7.4	24.4
54	BENISTANT Pauline	Rochemaure	2001	6.4	5.6	5.4	6.8	24.2
	PINETRE Oceane	Pont de Claix	2001	5.2	5.3	6.4	7.3	24.2
56	CONTRERAS Chloé	Domène 2	2001	6.4	5.5	6.0	5.8	23.7
	COSTE Sarah	Domène 2	2002	6.5	5.1	6.0	6.1	23.7
58	CLAIN Elisa	St Rambert d Albon	2002	5.5	5.3	6.6	6.2	23.6
59	JOURDAN Lyse	Domène 2	2002	5.8	5.4	6.3	5.9	23.4
	DUCROT Océane	Meyzieu	2001	6.1	5.9	4.8	6.6	23.4
61	COL Anais	Domène 2	2001	5.7	5.8	5.8	5.9	23.2
	MARTINAT Coline	Pierre Bénite	2002	6.2	4.9	5.5	6.6	23.2
63	CLAVEL Alice	St Rambert d Albon	2001	6.0	5.6	5.2	5.6	22.4
64	GARNIER Chloé	Rochemaure	2002	5.3	3.7	5.5	7.2	21.7
65	BOUJARD Astrid	Domène 2	2001	4.5	4.6	5.6	5.9	20.6
66	POTARD Illona	Rochemaure	2002	0.0	5.4	6.1	7.4	18.9
67	KRAFFT Camille	Irigny	2000	0.0	5.8	0.0	0.0	5.8

2. FEMININ NIVEAU8 9-12 ans . SA_DA (B) (individuels)

2.1. Résultats par équipes

	Equipe	Club					Total
1	Apprieu	38--Apprieu AG	26.9	27.4	26.4	27.4	108.1
2	Bourg St Maurice	73--BSMG Bourg St Maurice	26.4	28.3	25.4	27.9	108.0
3	Rhodia Club	38--Rhodia-Club Gymnastique	26.3	27.8	25.4	28.3	107.8
4	Millery 2	69--ESMC Gym	25.3	27.7	26.9	27.7	107.6
5	Simiane Collongue	13--Simiane Collongue	24.3	27.9	26.9	27.5	106.6
6	La Mure	38--La Mure Gym Club	26.6	26.3	25.4	28.2	106.5
7	Meylan	38--ASPA Meylan	27.0	25.4	24.9	27.6	104.9
8	Trets 2	13--GS Tretsoise	26.9	26.5	24.5	26.7	104.6
	Pierre Bénite	69--PL Pierre Bénite	25.2	25.5	25.1	28.8	104.6
10	Trets 1	13--GS Tretsoise	24.9	27.5	24.6	27.5	104.5
11	Aix les Bains	73--Les Enfants du Revard	26.0	26.4	23.7	27.0	103.1
12	Allex	26--SG Allex	26.1	26.4	23.5	26.1	102.1

2.2. Résultats individuels

	Gymnaste	Equipe	Annee					Total
1	VIGNERON Rayane	Bourg St Maurice	2001	6.6	7.5	7.0	7.0	28.1
2	MANCOSU Marina	Rhodia Club	2000	7.0	7.0	6.9	7.1	28.0
3	MOUNIER Eve	Apprieu	2001	6.9	7.0	7.0	6.9	27.8
4	FAURE Katia	Rhodia Club	2001	7.2	6.8	6.4	7.2	27.6
5	BEN HADJ SAID Meleck	Rhodia Club	2003	6.5	7.2	6.8	7.0	27.5
	ARMINGOL Coline	Millery 2	2001	6.5	6.9	7.2	6.9	27.5
7	MICHALLET Eva	Apprieu	2003	7.0	6.8	6.7	6.9	27.4
	VALLE Iliana	Simiane Collongue	2002	6.0	7.2	7.0	7.2	27.4
9	ANTERRIEU Célia	Trets 2	2002	7.1	6.8	6.8	6.6	27.3
10	VIDIL Mathide	La Mure	2000	7.0	6.8	6.6	6.8	27.2
11	KRENS Noor	Simiane Collongue	2002	6.8	6.9	6.6	6.7	27.0
12	LITVINENKO Lena	Pierre Bénite	2001	6.6	6.5	6.7	7.1	26.9
13	DUBOIS Maylis	Meylan	2001	6.4	6.7	6.7	7.0	26.8
14	DARTOIS Lucie	Aix les Bains	2002	6.9	6.8	6.2	6.8	26.7
15	GAUTHIER Emma	Trets 2	2000	7.0	6.7	6.1	6.8	26.6
	DUVERNE Anna	Millery 2	2000	6.2	6.8	6.7	6.9	26.6
	PENNEQUIN Manon	Bourg St Maurice	2001	7.0	6.7	6.0	6.9	26.6
18	MULOT Aliénor	Trets 1	2000	6.7	6.8	6.1	6.9	26.5
	RABILLOUD Carla	Millery 2	2001	6.3	6.8	6.4	7.0	26.5
	TOMASSONE Maelis	Millery 2	2003	6.1	7.2	6.6	6.6	26.5
	ALONSO Romane	Allex	2002	6.5	6.5	6.5	7.0	26.5
	ROGER Margaux	Bourg St Maurice	2001	6.2	6.8	6.7	6.8	26.5
23	LAUZOL Pauline	Meylan	2002	6.6	6.4	6.3	6.8	26.1
	GIRAUD Lea	Apprieu	2003	6.7	6.8	5.9	6.7	26.1
	NAVARRO Laulie	La Mure	2000	6.3	6.3	6.3	7.2	26.1
	BOUCHENOT Gaelle	Bourg St Maurice	2001	6.5	7.0	5.7	6.9	26.1
27	PRALY Oceane	Allex	2002	7.1	6.8	5.9	6.2	26.0
	BALME Eloise	La Mure	2001	6.8	6.2	5.9	7.1	26.0
29	SOPENA Valentine	Pierre Bénite	2001	5.8	6.2	6.5	7.4	25.9





	BOULEGUE Nine	Aix les Bains	2001	6.3	6.5	6.1	7.0	25.9
31	ROULEAU Meline	Apprieu	2001	6.3	6.6	6.8	6.1	25.8
	MEYRAT Mathilde	La Mure	2002	6.3	6.6	5.9	7.0	25.8
33	DELBECK Flavie	Simiane Collongue	2002	5.9	7.0	6.5	6.3	25.7
34	FABRE Garance	Meylan	2001	6.7	6.2	5.8	6.9	25.6
	SAVIN Emma	Meylan	2002	7.0	5.8	6.1	6.7	25.6
	HORWATH Lou ann	La Mure	2001	5.9	6.4	6.4	6.9	25.6
	ROMON Margot	La Mure	2003	6.5	6.5	6.1	6.5	25.6
38	SCAPIN Melissa	Bourg St Maurice	2000	6.3	7.0	5.1	7.1	25.5
39	CARDONA Mari sol	Trets 1	2001	5.9	7.1	6.0	6.2	25.2
	MARTINEZ Celia	Bourg St Maurice	2001	6.2	6.7	5.6	6.7	25.2
	CHELPI Lola	Simiane Collongue	2001	5.1	6.7	6.8	6.6	25.2
42	MULOT Artémis	Trets 2	2003	6.3	6.4	5.7	6.6	25.0
43	LECHALIER Julie	Trets 1	2001	5.0	6.6	6.3	7.0	24.9
	AUBONNET Kyliya	Aix les Bains	2001	6.9	6.5	4.8	6.7	24.9
45	BERRY Estelle	Pierre Bénite	2002	5.9	6.2	5.6	7.1	24.8
	AFONSO Elisa	Meylan	2001	6.7	6.1	5.1	6.9	24.8
	RASPAIL Elina	Alex	2002	5.6	6.5	5.7	7.0	24.8
48	RAULT Alexandra	Rhodia Club	2003	5.6	6.8	5.3	7.0	24.7
	BERDJAH-TAMET Margaux	Simiane Collongue	2002	5.6	6.3	6.5	6.3	24.7
50	POITOU Alice	Trets 2	2002	6.5	6.4	5.4	6.3	24.6
	HABHOUB Leya	Pierre Bénite	2002	6.2	6.6	4.6	7.2	24.6
52	GUIGUE Albane	Trets 2	2001	5.8	6.6	5.9	6.2	24.5
	ROMERA Mathilde	Pierre Bénite	2002	6.5	4.7	6.3	7.0	24.5
54	MONTICO Chiara	Trets 1	2002	6.3	6.4	4.7	7.0	24.4
55	WAQUET Mari lou	Aix les Bains	2002	5.9	6.5	5.4	6.5	24.3
56	LOPEZ éléonore	Trets 1	2002	6.0	5.4	6.2	6.6	24.2
	THAVEL Elena	Alex	2002	6.3	6.6	5.4	5.9	24.2
58	NEPOS Celia	Apprieu	2003	6.3	6.2	5.0	6.6	24.1
59	NASSO Swann	Millery 2	2001	6.3	5.4	5.2	6.9	23.8
60	HASSANE Ines	Aix les Bains	2002	5.6	6.2	5.7	6.2	23.7
61	POUCH Louise	Trets 1	2000	5.9	7.0	4.6	6.0	23.5
62	MACEDO Ana rita	Trets 2	2002	6.2	5.0	5.4	6.7	23.3
	CHARLETY Elodie	Aix les Bains	2001	5.7	6.6	5.7	5.3	23.3
64	BERNARD Joey	Alex	2002	6.2	5.9	5.2	5.7	23.0
65	BOUDOUDOU Elyssa	Meylan	2001	6.4	5.9	4.4	6.2	22.9
66	GENTIL Gil	Alex	2001	4.7	6.2	5.3	5.4	21.6
67	ZIEGLER Emilie	Simiane Collongue	2003	0.0	6.8	6.3	7.0	20.1
68	FAUCONNIER Noemie	Apprieu	2003	0.0	6.8	5.8	6.9	19.5

3. FEMININ NIVEAU8 7-10 ans . SA_DA (B) (individuels)

3.1. Résultats par équipes

	Equipe	Club					Total
1	Roanne	42--ALJF Roanne	27.2	26.4	25.7	28.4	107.7
	Lozanne	69--Gym Lozanne	27.4	27.1	23.7	29.5	107.7
3	Valence	26--Valence Gym	26.3	25.9	27.0	28.4	107.6
4	Amplepuis	69--La Fraternelle	28.1	26.0	25.3	28.0	107.4
5	Irigny	69--AL Irigny	27.7	25.5	26.2	27.9	107.3
6	Etoile Beaujolaise 1	69--Etoile Beaujolaise	26.1	26.2	26.3	28.3	106.9
7	Boen	42--AL Boen	27.2	26.5	24.9	27.7	106.3
8	Albens	73--UG Albens	25.6	25.9	26.3	28.1	105.9
9	Trets 3	13--GS Tretsoise	27.3	25.3	24.5	27.2	104.3
10	Seyssins	38--CGT Seyssins	25.6	24.7	26.4	27.5	104.2
11	Beaujeu	69--AL Beaujeu	26.9	25.4	23.0	28.6	103.9
12	Boen 2	42--AL Boen	25.4	25.9	24.5	27.5	103.3
13	Aubagne	13--UGVH	23.1	25.0	26.2	28.5	102.8
14	Chateaurenard	13--Indépendante Chateaurenard	23.6	24.5	25.7	27.7	101.5
15	Jonage1	Jonage	23.9	23.9	24.7	27.4	99.9

3.2. Résultats individuels





	Gymnaste	Equipe	Annee					Total
1	JACQUET Sasha	Irigny	2005	7.0	6.9	6.9	7.4	28.2
2	MONDELIN Lena	Roanne	2003	7.1	7.1	6.6	7.1	27.9
	GRANGE Johana	Valence	2003	6.5	6.9	7.2	7.3	27.9
4	PONCET Lea	Boen	2003	7.0	6.9	6.8	6.9	27.6
	DUMONT Maëlyn	Etoile Beaujolaise 1	2002	6.9	6.8	6.6	7.3	27.6
6	RAGAA Linda	Etoile Beaujolaise 1	2003	6.4	6.8	7.1	7.2	27.5
	PERRAUD Maelle	Lozanne	2005	7.0	6.8	6.2	7.5	27.5
	POYET Candice	Lozanne	2004	6.8	7.0	6.1	7.6	27.5
9	FRANCOIS Camille	Amplepuis	2002	7.4	6.8	6.6	6.6	27.4
	N GAGUE Anne-laure	Amplepuis	2002	7.0	6.7	6.6	7.1	27.4
11	DIALLO Victoria	Aubagne	2004	5.9	6.8	6.8	7.5	27.0
12	FETBAL Cloé	Amplepuis	2002	6.9	6.3	6.5	7.1	26.8
	ROCHE Tiphaine	Beaujeu	2004	6.6	6.7	6.1	7.4	26.8
14	CLUZEL Dorine	Valence	2002	6.7	6.5	6.7	6.8	26.7
	RIONDET Maude	Albens	2002	6.8	6.4	6.6	6.9	26.7
16	HAMMOUCHE Cherine	Roanne	2004	6.7	6.5	6.2	7.2	26.6
	RAPHELOT Elisa	Roanne	2002	6.8	6.3	6.3	7.2	26.6
18	CLAIR Elisa	Boen	2003	6.0	6.7	6.6	7.2	26.5
	REINICHE Emie	Valence	2003	6.7	6.0	6.6	7.2	26.5
	CECCHET Charline	Lozanne	2003	6.8	6.4	5.9	7.4	26.5
21	MUZELLE Marie	Roanne	2003	6.6	6.5	6.5	6.8	26.4
	LEON Marion	Jonage1	2003	6.7	6.4	6.4	6.9	26.4
23	GINET Lola	Trets 3	2002	7.0	6.5	6.0	6.8	26.3
	CONSIGNY Aurore	Seyssins	2002	6.9	5.9	6.7	6.8	26.3
	VEYRUNES Ambre	Albens	2002	6.0	6.5	6.9	6.9	26.3
26	GUILLOT Jade	Boen 2	2002	6.8	6.4	6.3	6.7	26.2
27	MORATO Chiara	Trets 3	2002	6.7	6.3	6.1	7.0	26.1
	AYARI Tasnim	Chateaurenard	2005	6.3	6.6	6.6	6.6	26.1

29	CARNEMOLLA Margaux	Aubagne	2003	6.5	6.0	6.5	7.0	26.0
	JACQUEMOUD Eloïse	Etoile Beaujolaise 1	2003	6.2	6.2	6.7	6.9	26.0
31	RAMOUSSE Elise	Boen 2	2003	6.2	6.9	5.7	7.1	25.9
	DI LORENZO Romane	Irigny	2002	7.1	6.0	6.3	6.5	25.9
	CHOUGOUL Cassandra	Seyssins	2002	6.2	6.2	6.8	6.7	25.9
	GATTO Arielle	Seyssins	2002	5.9	6.2	6.8	7.0	25.9
35	WEBER Selma	Amplepuis	2004	6.8	6.2	5.6	7.2	25.8
	BESNÉ Maud	Irigny	2003	6.1	5.9	6.6	7.2	25.8
	CUTAJAR Amel	Irigny	2003	6.7	6.3	6.4	6.4	25.8
38	MICHEL Mathilde	Trets 3	2002	7.1	5.5	6.3	6.7	25.6
	LINEL Imane	Irigny	2003	6.9	5.9	6.0	6.8	25.6
	BEURRIER Célia	Roanne	2003	6.3	6.1	6.3	6.9	25.6
	DREVET Léa	Beaujeu	2002	6.6	6.0	5.9	7.1	25.6
	CURIAL Ambre	Lozanne	2005	6.5	6.6	5.5	7.0	25.6
	ROMIEU Léna	Albens	2003	5.9	6.4	6.4	6.9	25.6
	VEYRUNES Alizée	Albens	2002	5.7	6.4	6.4	7.1	25.6
45	BEDEL Emma	Boen	2003	6.7	5.8	6.4	6.5	25.4
	SANGUINETTI Hannah	Trets 3	2003	6.5	6.1	6.1	6.7	25.4
	CORDIER Melissa	Beaujeu	2004	6.5	6.5	5.2	7.2	25.4
48	HOESCH Clara	Trets 3	2002	6.5	6.4	5.9	6.5	25.3
	WARTELLE Louane	Etoile Beaujolaise 1	2004	6.6	5.9	5.9	6.9	25.3
	PERRET Ayan	Valence	2003	5.5	6.2	6.5	7.1	25.3
	VIE Capucine	Valence	2002	6.4	6.2	6.0	6.7	25.3
	LOTH Mallauray	Beaujeu	2002	7.2	6.2	5.0	6.9	25.3
	CORNIER Sara	Lozanne	2004	6.5	6.7	5.1	7.0	25.3
54	TARAKU Lou anne	Valence	2003	6.4	6.3	6.3	6.2	25.2
55	DEVILLELE Morgane	Boen	2004	7.0	6.4	5.0	6.7	25.1
	PEREZ Pauline	Chateaurenard	2002	5.7	6.0	6.4	7.0	25.1
57	BONAL Alycia	Aubagne	2004	5.6	5.8	6.5	7.1	25.0
	BOLUDA Lorie	Albens	2002	6.7	6.0	5.1	7.2	25.0
59	DUMAS Ludivine	Boen 2	2002	6.0	6.0	5.8	7.0	24.8
	PITAUD Justine	Lozanne	2004	6.8	6.2	5.1	6.7	24.8
61	CHAARA Anissa	Chateaurenard	2003	5.6	5.9	6.2	7.0	24.7
	GALAUP Cécile	Chateaurenard	2003	5.7	6.0	6.1	6.9	24.7
63	DESROCHES Laura	Seyssins	2002	5.9	5.8	6.1	6.8	24.6
64	MASSACRIER Sarah	Boen 2	2002	6.4	5.3	6.1	6.7	24.5
	CASCADE Mirella	Aubagne	2004	5.1	6.1	6.4	6.9	24.5
66	MURAT Romane	Boen	2003	6.2	6.5	4.8	6.9	24.4
	PAVY Zoé	Aubagne	2004	5.1	6.1	6.3	6.9	24.4
	NUIRY Jeanne	Seyssins	2002	6.3	6.0	5.7	6.4	24.4
	YLDIRIM Meltem	Seyssins	2002	6.2	6.3	5.0	6.9	24.4
	CLEMENT Elea	Jonagel	2004	5.1	6.1	6.8	6.4	24.4
71	JEAMPIERRE Lorene	Boen 2	2002	5.3	6.6	5.6	6.6	24.1
	BLINEAU Gaelle	Jonagel	2003	5.2	5.9	6.1	6.9	24.1
73	HAMICHE Sirine	Boen 2	2003	5.1	6.0	6.3	6.5	23.9
	JARGAILLE Cecilia	Irigny	2002	6.3	6.3	5.9	5.4	23.9
75	JEAN Clara	Etoile Beaujolaise 1	2002	5.9	5.7	5.6	6.6	23.8
76	GINOUX Sarah	Chateaurenard	2005	5.3	4.9	6.5	6.8	23.5
77	WALTHER Julie	Etoile Beaujolaise 1	2004	5.3	6.4	5.4	6.3	23.4
	ODIN Mathilde	Albens	2004	6.1	6.6	5.4	5.3	23.4
79	DUBIEN Lou	Boen	2003	6.5	5.0	5.1	6.7	23.3
	RUDIN Kristy	Jonagel	2002	5.4	5.5	5.4	7.0	23.3
81	FOURNIER Auriane	Trets 3	2003	5.2	5.5	6.0	6.4	23.1
82	QUENSAH Eléonor	Chateaurenard	2002	5.9	5.6	4.8	6.7	23.0
83	GOBET Celeste	Jonagel	2003	6.2	4.7	5.3	6.6	22.8
	LAMBERT Amandine	Jonagel	2002	5.6	5.3	5.3	6.6	22.8





85	LHERITIER Barbara	Beaujeu	2003	5.1	5.0	5.8	6.5	22.4
86	TISSIER Maeva	Roanne	2002	6.2	3.7	5.3	6.5	21.7

4. FEMININ NIVEAU7 7-10 ans . SA_DA (individuels)

4.1. Résultats par équipes

	Equipe	Club					Total
1	Lambesc	13--ALSL Lambesc	28.8	26.0	29.7	30.8	115.3
2	Loriol	26--GO Loriolais	27.7	27.0	29.6	29.2	113.5
3	Savigny	69--ASC Savigny	28.1	25.6	29.8	29.9	113.4
4	St Priest	69--GA Saint Priest	25.8	27.9	29.9	29.4	113.0
5	Crolles	38--Gym et Rythme Crolles	26.5	28.3	29.4	28.3	112.5
6	Chaponnay	69--Chaponnay Gym	26.1	25.6	29.7	29.5	110.9
7	Trets	13--GS Tretsoise	25.7	26.7	29.5	28.8	110.7
8	Tullins	38--Tullins la Vaillante	26.9	26.0	29.4	27.8	110.1
9	Anse	69--Jeunesse Ansoise	27.2	25.1	28.7	28.7	109.7
10	Aix 2	13--AUC Gymnastique	25.9	25.1	28.5	29.1	108.6

4.2. Résultats individuels





	Gymnaste	Equipe	Annee					Total
1	FAURIEL Salome	Loriol	2003	7.5	7.1	7.4	7.7	29.7
2	CUNIN Ambre	Lambesc	2003	7.3	7.1	6.9	8.0	29.3
3	DUMONT Jade	Savigny	2002	7.6	6.1	7.7	7.6	29.0
4	ELAH Mylene	St Priest	2004	6.4	7.2	7.5	7.6	28.7
	GENEVEY Alicia	Crolles	2003	7.3	7.2	7.0	7.2	28.7
6	ROSATI Anna	Trets	2003	6.9	6.6	7.7	7.4	28.6
7	KERN Tamara	Lambesc	2002	6.9	6.3	7.6	7.7	28.5
	BLACHIER Laly	Loriol	2003	6.6	6.7	7.8	7.4	28.5
	MAZOYER Camille	Tullins	2003	7.1	6.9	7.3	7.2	28.5
10	HERVIER Clemence	Anse	2002	7.0	6.8	7.2	7.2	28.2
	ARNAUD Marie	Loriol	2004	6.6	7.1	7.5	7.0	28.2
12	VANHOVE Jeanne	Lambesc	2002	7.5	5.9	7.2	7.5	28.1
	GUEGUENOU Loane	Chaponnay	2003	6.5	6.9	7.4	7.3	28.1
14	CHANRION Daphne	Savigny	2002	7.0	5.9	7.7	7.4	28.0
15	ANGEBAULT Sorrya	Lambesc	2002	6.7	6.2	7.4	7.6	27.9
	LEPELLETIER Perrine	Crolles	2003	6.6	6.9	7.4	7.0	27.9
17	RODRIGUES Marie	St Priest	2003	6.6	7.0	7.4	6.8	27.8
	BOUILLOT Zoe	Anse	2003	6.9	6.6	7.0	7.3	27.8
19	LAMBERT Margaux	Tullins	2003	6.6	6.2	7.7	7.2	27.7
	NOYEL Laura	Savigny	2002	6.2	6.5	7.4	7.6	27.7
21	ALLARD Marilou	Savigny	2002	7.0	6.6	6.7	7.3	27.6
	GUENARD Lison	Chaponnay	2003	6.4	6.2	7.5	7.5	27.6
23	ROUME Emma	Tullins	2003	6.8	6.6	7.4	6.7	27.5
	CILINGIR Flavie	Aix 2	2003	7.0	6.2	7.1	7.2	27.5
25	BOMBARD Célestine	St Priest	2003	5.7	7.0	7.0	7.7	27.4
	BONIS Suzanne	Crolles	2003	6.3	6.5	7.6	7.0	27.4
	NOLET Flora	Chaponnay	2003	6.5	6.2	7.4	7.3	27.4
	ORDONO Margot	Aix 2	2003	6.3	6.5	7.3	7.3	27.4
29	CRISTINI Dorine	St Priest	2002	6.2	6.7	7.6	6.8	27.3
	BARDE Anaé	Chaponnay	2004	6.6	6.3	7.1	7.3	27.3
31	CUNIN Jade	Lambesc	2002	7.1	5.7	7.4	7.0	27.2
	BETTINGER Hélène	Chaponnay	2004	6.5	5.9	7.4	7.4	27.2

33	BOIVIN Laurine	Trets	2004	5.9	6.9	7.2	7.1	27.1
34	MOTTIN Lea	Loriol	2002	7.0	5.9	6.9	7.1	26.9
	LORE Maeva	Crolles	2002	5.3	7.1	7.4	7.1	26.9
36	NICOLLE Clara	Lambesc	2002	6.7	6.4	7.3	6.2	26.6
37	BARON Julie	St Priest	2003	6.6	6.7	6.5	6.7	26.5
	GILIBERT Emmie	Trets	2003	6.7	5.0	7.5	7.3	26.5
39	POIRIER Salomé	Trets	2003	6.2	6.5	7.1	6.6	26.4
	DAGUET Célia	Tullins	2002	6.4	6.3	7.0	6.7	26.4
	VOLAY Laurine	Savigny	2002	6.5	6.4	7.0	6.5	26.4
42	JARICOT Marie	Anse	2003	6.6	5.8	7.0	6.9	26.3
	FAIZ Ambre	Aix 2	2003	6.1	6.2	6.5	7.5	26.3
44	DA SILVA Mélanie	St Priest	2004	6.1	5.4	7.4	7.3	26.2
45	SAGUIN Maelle	Crolles	2003	5.8	7.1	6.8	6.4	26.1
46	PETIT Aude	Anse	2002	6.7	5.2	7.5	6.6	26.0
47	PARISI Elisa	Trets	2002	5.8	5.9	7.1	7.0	25.8
48	JAMETTE Thais	Trets	2003	5.7	6.7	6.8	6.4	25.6
	QUINOL Maud	Aix 2	2003	6.5	5.0	7.0	7.1	25.6
	RIVETTI Anais	Aix 2	2003	6.1	5.9	7.1	6.5	25.6
51	MERAUD Alicia	Chaponnay	2003	6.2	5.3	6.8	7.2	25.5
52	LONCKE Lou	Crolles	2002	6.3	6.0	6.9	6.2	25.4
53	DELAURIERE Laura	Loriol	2002	5.9	6.1	6.5	6.7	25.2
54	LE ROUX Manon	Anse	2003	6.1	5.9	7.0	6.1	25.1
55	JAILLOT Maëlis	Tullins	2003	5.9	5.6	6.7	6.7	24.9
56	VIVINUS Mae	Aix 2	2003	6.0	6.2	5.8	6.6	24.6
57	HEURTIER Julie	Anse	2002	5.6	3.9	6.8	7.3	23.6



Résultats de la compétition
Finales interrégionales UFOLEP G2
La Tour du Pin et Pont de Beauvoisin
18 et 19 mai 2013

1. FEMININ NIVEAU7 9-14 ans . SA_DA (individuels)

1.1. Résultats par équipes

	Equipe	Club					Total
1	St Martin d Hères	38--ESSM Gymnastique	26.5	28.7	29.8	31.1	116.1
2	Rhodia Club	38--Rhodia-Club Gymnastique	26.9	27.5	29.2	31.4	115.0
3	Meyzieu	69--FJEP Meyzieu	25.6	27.8	28.8	30.7	112.9
4	Aubagne Gym	13--Aubagne Gym	26.7	26.7	29.6	29.7	112.7
5	Trets	13--GS Tretsoise	26.6	28.8	28.3	28.3	112.0
6	Riorges 1	42--Olympique Riorges Gym	26.4	26.6	28.5	29.6	111.1
7	Irigny	69--AL Irigny	26.2	26.5	28.4	29.2	110.3
8	Gerland Mouche	69--A. L. Gerland Mouche	25.2	27.4	28.6	28.9	110.1
9	La Ciotat 1	13--GC La Ciotat	25.3	25.7	28.5	30.3	109.8
10	Brindas	69--AS Brindas	26.1	25.6	29.1	28.9	109.7
11	Seyssins	38--CGT Seyssins	27.1	25.5	28.7	28.3	109.6
12	Massilia Olympic	13--Massilia Olympic Gym	24.9	26.3	29.0	29.3	109.5
13	Bron	69--AL Bron	24.1	27.2	28.7	29.1	109.1
14	Domène	38--ES Doménoise	25.1	26.1	28.6	28.7	108.5
15	Privas	7--SC Privas Gym	23.5	26.0	28.4	29.1	107.0
16	Montmelian	73--EGS Montmelian	24.3	25.5	27.6	29.4	106.8
17	Martigues	13--SLC Martigues	25.2	24.9	28.3	27.3	105.7
18	L Isle d Abeau	38--L Isle d Abeau	24.5	26.4	25.8	28.1	104.8
19	Nivolas	38--Nivolas ALEP Gym	23.9	24.5	27.3	28.0	103.7

1.2. Résultats individuels





	Gymnaste	Equipe	Annee					Total
1	DUBREMETZ Megane	St Martin d Hères	1999	7.1	7.2	7.6	7.8	29.7
2	BEKAKCHA Lolita	Gerland Mouche	1999	6.6	7.2	7.7	7.6	29.1
3	NORAZ Chloé	St Martin d Hères	2003	6.9	7.3	7.4	7.3	28.9
4	BOURLIER Valentine	Riorges 1	2000	6.5	7.2	7.7	7.3	28.7
	GINOUX Célia	Aubagne Gym	2002	6.9	7.1	7.5	7.2	28.7
6	RETHORE Eve	La Ciotat 1	2000	6.7	7.0	7.2	7.7	28.6
	NEMOZ Charline	Rhodia Club	2000	6.9	6.9	7.4	7.4	28.6
	MARTINEZ Heloise	Bron	1999	6.6	6.9	7.6	7.5	28.6
9	MATHLOUTHI Myriam	Trets	2001	7.2	7.0	7.4	6.9	28.5
10	FREPPPEL Sara	Gerland Mouche	1998	6.1	7.0	7.5	7.8	28.4
	MAMET Aude	Riorges 1	2001	6.5	7.0	7.2	7.7	28.4
	FADLI Sarah	Aubagne Gym	1999	6.7	6.5	7.6	7.6	28.4
13	SILVESTRINI Lisa	Massilia Olympic	1999	6.4	7.0	7.4	7.5	28.3
14	CAPONE Emma	Domène	2000	6.9	6.6	7.1	7.6	28.2
	CHARRIER Lorane	St Martin d Hères	1999	5.9	6.7	7.6	8.0	28.2
	BLAZIKOWSKI Lison	Aubagne Gym	2002	6.7	6.7	7.3	7.5	28.2
17	GENIN Andréa	Rhodia Club	1999	6.1	6.4	7.7	7.9	28.1
	HERAUT Fanny	Meyzieu	2000	6.6	6.7	7.2	7.6	28.1
19	REY Maeva	Irigny	2000	7.1	6.5	6.9	7.5	28.0
	DARRIEUMERLOU Julie	Rhodia Club	2000	6.3	7.0	7.0	7.7	28.0
	MARTIN Anais	Brindas	2001	6.1	6.7	7.5	7.7	28.0
	EUSTACHE Chloé	Meyzieu	2001	6.2	7.2	7.2	7.4	28.0
	MARTINET Anaïs	Meyzieu	1998	6.3	6.6	7.4	7.7	28.0
24	GROLLIER-LEE Stelianne	St Martin d Hères	2000	6.4	7.5	6.5	7.5	27.9

	KHENNICHE Celia	Rhodia Club	2000	6.7	7.2	6.3	7.7	27.9
	GIROUD Emma	Meyzieu	2000	6.3	6.9	7.0	7.7	27.9
27	MATRONE Laurie	Trets	2000	6.6	7.3	7.1	6.8	27.8
	REYES Carla marie	Privas	2000	6.1	7.2	7.2	7.3	27.8
29	LE PAPE Lauriane	Trets	2001	6.8	7.1	6.6	7.2	27.7
	DEMARRE Faustine	Riorges 1	2001	6.6	6.9	6.6	7.6	27.7
	PENY Penelope	Seyssins	2001	6.9	6.1	7.5	7.2	27.7
	BERTHON Laure	Brindas	2003	6.9	6.6	7.2	7.0	27.7
33	LEGER Emie	Trets	2003	6.0	7.4	6.7	7.4	27.5
	MARTINEZ Adeline	La Ciotat 1	1999	5.5	7.3	7.3	7.4	27.5
	BENAOUDA Dana	Martigues	2000	6.5	6.6	7.3	7.1	27.5
36	FRANCE Anna	Aubagne Gym	2000	6.4	6.4	7.2	7.4	27.4
	MEJEAN Maud	Seyssins	2001	6.3	7.0	6.9	7.2	27.4
	ROCHIGNEUX Cyndie	Brindas	2001	6.6	5.9	7.4	7.5	27.4
39	WESPIERER Mathilde	Irigny	2000	6.3	6.4	7.3	7.3	27.3
	COURSODON Capucine	Bron	2000	6.3	6.8	7.1	7.1	27.3
41	PERRET Prune	St Martin d Hères	1999	6.1	6.2	7.2	7.7	27.2
42	FOLLIASSON Marina	Irigny	2001	6.2	6.7	7.3	6.9	27.1
	CHAMBA Severine	Privas	2001	6.5	6.3	7.3	7.0	27.1
	SIMEONE Alizee	Rhodia Club	2001	6.6	5.9	6.7	7.9	27.1
	GOMEZ Laetitia	Martigues	2000	6.6	6.1	7.2	7.2	27.1
	CORNUAU Luna	Meyzieu	1998	6.4	6.9	6.1	7.7	27.1
	D'ANGELI Mévéna	Montmelian	2002	6.0	6.3	7.1	7.7	27.1
48	GUILLIMIN Justine	L Isle d Abeau	2003	6.2	6.4	7.1	7.3	27.0
49	RIOT Olivia	Irigny	1999	6.3	6.7	6.9	7.0	26.9
	NAJARIAN Laura	Meyzieu	2000	5.9	6.8	7.0	7.2	26.9
51	DAVID Julie	Domène	2000	6.5	6.2	6.9	7.2	26.8
	BADEL Isaora	Privas	1999	5.7	6.7	7.2	7.2	26.8
	STARACE Florence	Massilia Olympic	1999	6.1	6.5	7.0	7.2	26.8
54	BIARD Lison	Nivolas	2000	6.2	6.0	7.1	7.4	26.7
	LONCKE Mathilde	Seyssins	1999	7.0	6.1	7.0	6.6	26.7
56	HOCHEPOT Enola	Montmelian	1999	6.4	6.4	6.7	7.1	26.6
57	GERBELOT Sohane	Montmelian	2001	6.2	6.1	6.9	7.3	26.5
58	POUCHOT Juliette	La Ciotat 1	2000	6.4	5.7	6.8	7.5	26.4
	MARIOTTI Julie	Rhodia Club	2001	6.7	4.7	7.1	7.9	26.4
	METRAL Lucie	Bron	2000	5.4	7.0	7.1	6.9	26.4
61	DUFOURNET Alexane	Montmelian	1999	5.4	6.7	6.9	7.3	26.3
62	BERGER Leanne	Gerland Mouche	1998	6.2	6.8	6.3	6.9	26.2
	MARQUANT Jenny	La Ciotat 1	1998	5.9	5.7	7.0	7.6	26.2
	CAZENAVE Floriane	Seyssins	2002	6.7	5.8	7.3	6.4	26.2
	BICETRE Audrey	L Isle d Abeau	1999	6.0	6.6	6.3	7.3	26.2
66	NICOLLE Audrey	Bron	2001	5.2	6.5	6.8	7.6	26.1
	SCHALL Laura	Aubagne Gym	2000	6.0	6.2	7.2	6.7	26.1
68	SLIMANI Imane	Martigues	1999	5.8	5.9	7.2	7.1	26.0
	GALIFET Coline	Nivolas	2001	5.9	6.6	6.5	7.0	26.0
70	DEPRE Lucie	Domène	2001	5.4	6.1	7.4	7.0	25.9
	COLLOMB Magguy	Domène	2002	5.7	6.6	7.2	6.4	25.9
	BILOTET Clara	Irigny	2001	6.5	6.6	6.1	6.7	25.9
	GOUELIBO Elsa	Massilia Olympic	1998	5.0	6.7	6.8	7.4	25.9
	VILLENEUVE Margaux	Massilia Olympic	1999	6.0	6.1	7.3	6.5	25.9
	KARULIC Dorine	Seyssins	1999	6.0	6.3	6.3	7.3	25.9
	MARTIN Ambre	Brindas	2001	5.9	6.4	6.9	6.7	25.9
77	BLANCHARD Maelys	Domène	2002	6.0	6.4	6.6	6.8	25.8
78	THINARD Maguelone	Riorges 1	2000	6.8	5.1	6.8	7.0	25.7
79	AUBER Anais	Domène	2001	5.4	6.5	6.8	6.9	25.6
	FUSTE Julie	Massilia Olympic	2001	6.4	4.8	7.2	7.2	25.6





	TAVERNIER Emilie	Seyssins	2001	6.5	6.1	6.7	6.3	25.6
	MABILAIS Sonia	L Isle d Abeau	1999	6.1	6.3	6.4	6.8	25.6
83	CRESCO Juliette	Trets	2000	5.6	6.2	7.1	6.6	25.5
	WATINE Juliette	L Isle d Abeau	1999	6.2	6.9	6.0	6.4	25.5
85	REYNIER Margaux	Privas	2001	5.2	5.8	6.7	7.6	25.3
86	ZAPPA Margaux	Irigny	2002	5.3	5.6	6.9	7.4	25.2
87	GENY Emmy	La Ciotat 1	2000	6.3	4.3	7.0	7.5	25.1
	OZKARA Julide	St Martin d Hères	2000	5.8	5.3	6.4	7.6	25.1
	RICHARTE Charlotte	Martigues	2000	6.3	6.3	6.6	5.9	25.1
	PEQUAY Johanna	Nivolas	1999	5.9	6.0	6.2	7.0	25.1
91	CAREZ Emma	Gerland Mouche	1998	5.6	5.9	6.9	6.6	25.0
92	TISSEUR Amandine	Brindas	2000	6.4	5.8	6.0	6.5	24.7
93	HUMBERT Hermione	Gerland Mouche	1999	5.3	6.4	6.5	6.4	24.6
94	MEKKI Cherena	Gerland Mouche	1999	6.3	5.3	6.3	6.6	24.5
95	GIMARD Marine	Nivolas	1999	5.1	5.9	7.1	6.2	24.3
96	FROBERT Andrea	Riorges 1	1999	4.6	5.5	6.8	7.0	23.9
97	GABILLON Julie	Nivolas	2000	5.9	4.7	6.6	6.6	23.8
98	ORSET Julie	Montmelian	2002	5.7	5.1	5.9	7.0	23.7
99	PAYRE Johanna	L Isle d Abeau	1999	5.2	6.5	5.1	6.7	23.5
100	DOMINICI Laurie	Trets	2002	5.3	5.5	6.3	6.3	23.4
101	MALFATI Léa	Bron	2002	5.4	4.9	6.9	6.0	23.2
102	SERTOOUR Marine	Aubagne Gym	2002	6.2	2.8	7.1	7.0	23.1
103	ABABSA Lola	Massilia Olympic	1999	5.2	4.4	7.1	6.0	22.7
104	MATHEZ Romane	Brindas	1999	6.2	3.9	7.0	4.7	21.8
105	COIRO Margaux	Bron	1999	5.8	0.0	0.0	0.0	5.8

2. FEMININ NIVEAU8 7-10 ans . SA_DA (individuels)

2.1. Résultats par équipes

	Equipe	Club					Total
1	Rhodia Club 1	38--Rhodia-Club Gymnastique	27.7	28.5	29.4	29.4	115.0
2	Millery 2	69--ESMC Gym	25.8	28.4	30.3	29.8	114.3
3	Bouc Bel Air	13--Bouc Bel Air Gym	25.2	29.1	29.5	29.2	113.0
4	Villette d Anthon	69--Villette Gym	25.5	29.2	29.1	28.9	112.7
	Rhodia Club 2	38--Rhodia-Club Gymnastique	27.4	27.3	29.4	28.6	112.7
6	Lambesc 1	13--ALSL Lambesc	26.3	28.7	28.1	29.1	112.2
7	Echirolles AL	38--Echirolles AL Gym	25.3	27.5	30.2	28.7	111.7
8	Chaponnay	69--Chaponnay Gym	25.7	27.0	29.5	28.7	110.9
9	Lambesc 2	13--ALSL Lambesc	27.6	27.2	26.9	27.3	109.0
10	Besayes	26--USC Besayes	25.2	28.0	28.7	26.5	108.4
11	St Martin d Hères	38--ESSM Gymnastique	25.2	27.3	28.9	26.2	107.6
12	La Tour du Pin	38--Alerte Gym La Tour du Pin	26.0	26.3	27.0	28.2	107.5
13	Savigny	69--ASC Savigny	24.1	26.7	27.5	27.3	105.6
14	Pont de Claix	38--Pont de Claix AG	24.8	25.9	28.6	26.1	105.4
15	Riorges	42--Olympique Riorges Gym	23.8	27.0	27.2	26.2	104.2

2.2. Résultats individuels

	Gymnaste	Equipe	Annee					Total
1	GESKOFF Maëlle	Rhodia Club 2	2002	7.3	7.3	7.7	7.1	29.4
2	RERAT Chloé	Villette d Anthon	2003	6.9	7.5	7.4	7.4	29.2
3	VIALARD Héloïse	Millery 2	2004	6.5	7.5	7.6	7.5	29.1
4	NETOUDYKATA Enora	Echirolles AL	2003	6.5	7.5	7.7	7.2	28.9
5	TORREGROSA Lou	Bouc Bel Air	2004	6.8	7.3	7.5	7.2	28.8
	DA COSTA Océane	Rhodia Club 1	2003	7.2	7.1	6.9	7.6	28.8
7	SABATHE Laura	Lambesc 1	2003	6.9	7.2	7.1	7.3	28.5
8	POURCENOUX Justine	Lambesc 1	2003	6.4	7.5	7.2	7.3	28.4
	CHAZELET Raumane	Rhodia Club 1	2002	7.0	6.6	7.5	7.3	28.4
	SIMIAN Jeanne	Millery 2	2003	6.2	7.2	7.6	7.4	28.4
	PETIT Pauline	Besayes	2002	7.0	7.1	7.3	7.0	28.4
12	LEVERNEY Malya	Rhodia Club 1	2002	6.7	7.1	7.3	7.2	28.3
13	FILLIOL Méline	Millery 2	2004	6.5	6.4	7.7	7.5	28.1
	POITOU Louna	Echirolles AL	2003	6.3	6.9	7.6	7.3	28.1
15	DA SILVA Cassandra	Villette d Anthon	2004	6.2	7.3	7.4	7.1	28.0
	COUSTENOBLE Bleuenn	Bouc Bel Air	2003	5.9	7.4	7.4	7.3	28.0
17	GREGOIRRE Coleen	Villette d Anthon	2004	6.1	7.3	7.3	7.1	27.8
	RAMBACH Raphaëlle	Bouc Bel Air	2003	6.5	7.2	7.3	6.8	27.8
	ESTEOULE Malou	Millery 2	2003	6.5	6.9	7.0	7.4	27.8
20	SANTAMARIA Julie	Villette d Anthon	2003	6.3	7.1	7.0	7.3	27.7
	LAMOTTE Andrea	Lambesc 2	2003	6.8	7.1	6.8	7.0	27.7
	DUCHAMP Léa	Millery 2	2003	6.2	6.7	7.4	7.4	27.7
	THERMOS Emma	Chaponnay	2004	6.2	6.8	7.4	7.3	27.7
24	MERLE Clarisse	Bouc Bel Air	2003	5.7	7.2	7.3	7.4	27.6
	HORTIGUE Estelle	Lambesc 1	2003	6.3	7.0	6.9	7.4	27.6
	MENNELLA Lucie	Rhodia Club 1	2003	6.7	6.3	7.3	7.3	27.6

27	BONO Elea	Lambesc 2	2002	7.1	6.9	6.8	6.7	27.5
	PELEGRY Clara	Chaponnay	2003	6.1	6.8	7.1	7.5	27.5
	SARROLA Alizée	Chaponnay	2003	6.7	6.3	7.5	7.0	27.5
30	VITTOZ Léa	Rhodia Club 1	2002	6.8	7.3	7.3	6.0	27.4
	AOUAD Inès	Rhodia Club 2	2002	6.7	6.6	7.1	7.0	27.4
	BAROUX Manon	Rhodia Club 2	2004	6.0	7.0	7.4	7.0	27.4
33	GRILLON Zoe	St Martin d Hères	2004	6.6	6.9	6.7	7.1	27.3
	ACHARD LOMBARD Tais	Pont de Claix	2004	6.3	6.9	7.3	6.8	27.3
35	LOYER Marie - lou	Bouc Bel Air	2004	6.0	6.6	7.3	7.3	27.2
	AGRAIN Romane	Millery 2	2004	6.3	6.8	7.4	6.7	27.2
	GENTIL Aléna	Chaponnay	2004	6.5	6.4	7.4	6.9	27.2
38	LAMY Berenice	Lambesc 1	2004	6.7	6.7	6.9	6.8	27.1
	COLLET Silhoé	Rhodia Club 2	2002	6.6	6.3	7.0	7.2	27.1
	NEMOZ Ambre	Rhodia Club 2	2002	6.8	6.4	6.6	7.3	27.1
	ROYANNAIS Oriane	Besayes	2004	6.4	6.9	7.3	6.5	27.1
42	PENFOLLD Indy	Savigny	2005	5.8	6.8	7.1	7.3	27.0
43	BELHEDLI Melia	La Tour du Pin	2003	6.7	6.4	6.8	7.0	26.9
	GUILLEMER Clémence	La Tour du Pin	2002	6.4	6.5	7.0	7.0	26.9
	BENAMER Meriam	St Martin d Hères	2002	6.5	6.7	7.3	6.4	26.9
	RAMBAUD Axelle	Echirolles AL	2002	5.9	6.9	7.1	7.0	26.9
47	AUCLAIR Sarah	Riorges	2004	6.0	7.1	6.8	6.9	26.8
	ROMAN Floriane	Echirolles AL	2002	6.0	6.2	7.5	7.1	26.8
	URSO Laurine	Savigny	2003	6.1	7.2	6.8	6.7	26.8
50	AUTERNAUD Lilou	Lambesc 2	2002	7.2	6.7	6.1	6.6	26.6
	PELLEGRIN Elodie	Lambesc 1	2004	6.1	7.0	6.6	6.9	26.6
	SARRUT Margot	La Tour du Pin	2002	6.5	6.8	6.1	7.2	26.6
	BUZZACHERA Zoé	Chaponnay	2004	6.3	6.6	6.9	6.8	26.6
54	BEN YAHIA Maëlle	Villette d Anthon	2002	6.0	6.5	7.0	7.0	26.5
	MARZEL Tiana	La Tour du Pin	2002	6.4	6.6	6.5	7.0	26.5
	SARYAZOLI Jasmine	Rhodia Club 1	2002	5.2	7.0	7.2	7.1	26.5
57	AKA Maelys	St Martin d Hères	2004	5.9	6.8	7.3	6.4	26.4
	COLL Alexandra	St Martin d Hères	2002	6.2	6.6	7.3	6.3	26.4
	GARCIA Lou anne	Echirolles AL	2002	6.5	6.2	7.3	6.4	26.4
60	GUILLEMIN Mathilde	Echirolles AL	2002	5.7	6.1	7.4	7.1	26.3
61	PETITJEAN LAEMLE Blanche	Pont de Claix	2003	6.5	6.3	7.1	6.2	26.1
62	EYSSERIC Beatrix	Bouc Bel Air	2005	5.4	7.0	7.1	6.5	26.0
	DUBOIS Noémie	Rhodia Club 2	2004	6.2	6.3	7.2	6.3	26.0
	CIALDELLA Carla	Pont de Claix	2003	6.1	6.1	7.2	6.6	26.0
65	LOISON Clarisse	Riorges	2003	5.9	7.1	6.6	6.3	25.9
	CAFFAREL Emie	Besayes	2003	5.2	7.1	7.1	6.5	25.9
67	KUCUKOGLU Selen	Riorges	2004	6.3	6.2	6.9	6.3	25.7
	TAGUI Nora	St Martin d Hères	2003	5.7	6.9	7.0	6.1	25.7
	MARTIN Romane	Besayes	2002	5.6	6.6	7.0	6.5	25.7
70	REY Lilou	Lambesc 2	2002	6.1	6.0	6.5	7.0	25.6
	HOUFANI Maysa	Savigny	2002	6.4	5.9	6.8	6.5	25.6
72	MORTES Laurie	Lambesc 2	2002	6.5	6.5	6.4	6.1	25.5
73	GREVE Juliette	Besayes	2003	6.1	6.9	6.2	6.2	25.4
74	SCHOENN Marion	Villette d Anthon	2003	5.0	6.4	6.9	6.9	25.2
	MASSON Juliette	Chaponnay	2003	5.9	6.8	7.2	5.3	25.2
76	BELLI Clara	Lambesc 1	2003	4.9	6.2	6.5	7.1	24.7
	LACHARD Ophelie	Riorges	2003	5.6	6.6	6.7	5.8	24.7
	VAILLON Zoe	Pont de Claix	2004	5.9	6.2	6.5	6.1	24.7
79	SENOT Emmy	Savigny	2005	5.2	6.6	6.0	6.8	24.6
80	CRETON Lucie	Pont de Claix	2004	4.7	6.5	6.8	6.5	24.5
81	KOHLER Enola	La Tour du Pin	2003	6.3	5.9	6.0	6.2	24.4
	CHAUDAGNE Lea	Riorges	2003	5.4	5.5	6.8	6.7	24.4





83	FERRAND Camille	La Tour du Pin	2003	4.9	5.4	6.7	7.0	24.0
	DIJKMAN Flalie	Besayes	2004	5.7	5.7	6.5	6.1	24.0
85	LOCQUET Lisa	Lambesc 2	2002	5.1	6.2	6.8	5.7	23.8
86	LEGRAIN Marine	Savigny	2004	5.8	6.1	6.4	5.2	23.5
87	LANGE Anouk	Savigny	2002	5.2	5.5	6.8	5.7	23.2
88	COLLIN Celia	Pont de Claix	2003	5.4	5.4	7.0	5.3	23.1
89	KHOUTIR Leane	St Martin d Hères	2004	4.7	5.7	6.4	6.2	23.0

3. FEMININ NIVEAU8 7-8 ans . SA_DA (individuels)

3.1. Résultats par équipes

	Equipe	Club					Total
1	Chaponnay 2	69--Chaponnay Gym	27.0	28.5	29.6	30.4	115.5
2	Millery 2	69--ESMC Gym	26.2	29.1	29.6	29.8	114.7
3	Villette d Anthon	69--Villette Gym	26.7	28.9	29.0	30.0	114.6
4	Chaponnay 1	69--Chaponnay Gym	26.4	26.5	30.1	30.0	113.0
5	Boen	42--AL Boen	24.9	27.4	28.0	29.1	109.4
6	Lozanne 2	69--Gym Lozanne	25.6	26.9	28.0	28.7	109.2
7	St Genis les Ollières	69--Entente St Genoise	24.0	26.5	28.8	29.5	108.8
8	Massilia Olympic	13--Massilia Olympic Gym	25.0	27.3	26.9	29.4	108.6
9	Crolles	38--Gym et Rythme Crolles	22.7	27.0	28.5	28.8	107.0
10	Aubagne	13--Aubagne Gym	22.1	27.4	27.1	28.4	105.0
11	Tullins	38--Tullins la Vaillante	23.8	24.7	27.0	28.6	104.1
12	Roanne	42--ALJF Roanne	21.6	26.6	24.3	28.1	100.6

3.2. Résultats individuels

	Gymnaste	Equipe	Annee					Total
1	BOUDET Chloé	Villette d Anthon	2004	7.5	7.6	7.1	7.6	29.8
2	VERZIER Flore	Chaponnay 2	2005	6.6	7.3	7.7	7.8	29.4
3	THOMAS Juliette	Boen	2005	6.8	7.2	7.4	7.6	29.0
	MOQUET Salomé	Millery 2	2004	6.5	7.5	7.4	7.6	29.0
	JEAN Kassandra	Chaponnay 2	2005	6.9	7.3	7.3	7.5	29.0
6	SIMON Erin	Villette d Anthon	2004	6.7	7.3	7.2	7.5	28.7
	VAGOGNE Juliette	Chaponnay 1	2004	6.9	6.6	7.7	7.5	28.7
8	BRUTIN Gladys	Chaponnay 2	2005	6.8	7.1	7.1	7.5	28.5
9	DUCHAMP Emma	Millery 2	2005	6.0	7.2	7.6	7.6	28.4
	VITTET Olivia	Millery 2	2004	6.6	7.4	7.1	7.3	28.4
11	PRUVOST Leana	Chaponnay 2	2005	6.4	6.8	7.5	7.6	28.3
12	HUMBERT Clara	Villette d Anthon	2004	6.4	7.1	7.3	7.4	28.2
	ANDRIAMANDRANTO Katia	Massilia Olympic	2004	6.8	7.0	6.8	7.6	28.2
	DUPERRAY Emilie	Chaponnay 1	2004	6.4	6.7	7.4	7.7	28.2
15	RUBATAT Maeline	Crolles	2004	6.2	6.9	7.4	7.5	28.0
16	PEILLARD Laetitia	Massilia Olympic	2004	6.4	7.0	7.2	7.3	27.9
17	MIRANDA Manon	Millery 2	2004	6.5	6.7	7.5	7.1	27.8
18	CLAIR Lou	Boen	2004	6.3	6.8	7.4	7.2	27.7
	CIPOLLA Loane	Aubagne	2004	5.9	7.2	7.4	7.2	27.7
	GIRY Loane	Tullins	2004	6.9	6.9	6.6	7.3	27.7
	VENET Maya	Lozanne 2	2004	6.7	6.7	7.2	7.1	27.7
22	GIOCANTI Alizee	St Genis les Ollières	2004	6.0	7.0	7.1	7.5	27.6
	HEMICI Emma	Chaponnay 2	2005	6.2	6.8	7.1	7.5	27.6
24	MARCELLIER Lucie	Millery 2	2005	6.6	6.5	7.1	7.3	27.5
25	ROCHETTE Jessica	Chaponnay 1	2004	6.8	5.6	7.5	7.5	27.4
26	MOISSONNIER Elisa	St Genis les Ollières	2004	5.9	7.0	7.2	7.2	27.3
27	LIARD Coline	Lozanne 2	2004	6.4	6.8	6.8	7.2	27.2
28	JEAN Mélina	Tullins	2004	6.6	6.4	7.0	7.1	27.1
	FALLER Eléa	Chaponnay 1	2005	6.1	6.3	7.5	7.2	27.1





30	MASURE Anne lise	Crolles	2005	6.1	6.8	7.2	6.9	27.0
	DUFFAUD Emy	Chaponnay 2	2004	6.7	5.8	7.0	7.5	27.0
32	GARNIER Maëva	Villette d Anthon	2004	5.4	6.9	7.4	7.2	26.9
	REDON Valentine	St Genis les Ollières	2005	6.4	6.2	7.2	7.1	26.9
34	CHARNI Imane	Villette d Anthon	2004	6.1	6.4	6.9	7.3	26.7
	BERNIZZONI Elise	Chaponnay 1	2005	6.3	6.6	6.5	7.3	26.7
36	FOLLET Elisa	Villette d Anthon	2005	5.5	6.5	7.1	7.5	26.6
	BARTOLO Ambre	Millery 2	2005	5.6	7.0	6.8	7.2	26.6
38	DUMAS Caroline	Boen	2004	5.8	6.8	6.7	7.2	26.5
	DECOSNE Lou	Lozanne 2	2004	5.6	6.9	6.9	7.1	26.5
40	LASSOUANE Nawal	Massilia Olympic	2004	6.1	6.8	6.2	7.3	26.4
	CAYRE Bertille	Lozanne 2	2004	6.6	6.1	7.1	6.6	26.4
42	BURDIN Maelia	St Genis les Ollières	2004	5.7	6.0	7.1	7.5	26.3
	STEVENON Adèle	Chaponnay 1	2005	5.4	6.6	7.1	7.2	26.3
44	VULGLIANO Emma	Lozanne 2	2004	5.9	6.5	6.5	7.3	26.2
45	THIVEND N'DEYE Lena	Roanne	2004	5.7	7.0	5.8	7.3	25.8
	RUIS Mélina	Aubagne	2005	5.2	7.2	6.3	7.1	25.8
	GRAMI Chaïma	Massilia Olympic	2005	5.7	6.5	6.4	7.2	25.8
48	RAPHELOT Maelle	Roanne	2004	5.0	6.9	6.6	7.0	25.5
	BLES-GAGNAIRE Garance	Lozanne 2	2004	5.6	6.3	6.6	7.0	25.5
50	NEFRA Lily	St Genis les Ollières	2005	5.3	6.2	7.1	6.8	25.4
51	ARCHIMBAUD Emma	Boen	2005	6.0	6.6	6.5	6.2	25.3
	SERTOOUR Coline	Aubagne	2005	5.4	6.2	6.5	7.2	25.3
53	RAVIER Alyssa	Crolles	2005	5.1	6.5	6.5	7.0	25.1
	BOST Syrielle	Roanne	2004	5.6	6.5	6.0	7.0	25.1
55	MICHAUD Elina	Boen	2005	5.7	6.1	6.1	7.1	25.0
	CHARAABI Elsa	Crolles	2005	5.3	6.4	6.2	7.1	25.0
57	MENDEZ Ilona	Aubagne	2004	5.3	6.7	6.0	6.9	24.9
58	DIEUDONNE Lilou	Boen	2004	5.8	6.1	6.1	6.8	24.8
59	MOUSSU Estelle	Aubagne	2004	5.5	6.3	6.1	6.8	24.7
60	CHEVASSUS Zoé	Massilia Olympic	2004	5.5	6.5	6.5	6.1	24.6
61	JEAN PETIT Charlotte	Massilia Olympic	2005	5.4	5.4	6.4	7.0	24.2
62	NOUIOUH COMTE Dohriane	Roanne	2004	5.3	6.2	5.8	6.6	23.9
	CHUILLON Anaïs	Tullins	2005	5.1	5.5	6.5	6.8	23.9
64	BECHU Emma	Tullins	2005	5.2	5.0	6.8	6.8	23.8
65	ESPIC Blanche	Crolles	2005	4.9	5.2	5.7	5.9	21.7
66	BLASSIAU Julie	Crolles	2004	0.0	6.8	7.4	7.2	21.4
67	AVELINE Romane	St Genis les Ollières	2005	0.0	6.3	7.3	7.3	20.9
68	DE BADTS DE CUGNAC Emma	Aubagne	2004	0.0	6.2	6.9	6.8	19.9
69	NEVEUX Marine	Tullins	2004	0.0	5.9	6.5	7.4	19.8
70	DUCAP Lily	Tullins	2004	0.0	5.5	6.6	6.8	18.9
71	FAZEKAS Lou-anne	Roanne	2004	0.0	5.8	5.9	6.8	18.5

4. FEMININ NIVEAU7 11 + . SA_DA (individuels)

4.1. Résultats par équipes

	Equipe	Club					Total
1	Autun	71--La Vaillante	28.8	28.8	28.0	29.1	114.7
2	Valence	26--Valence Gym	27.5	28.8	29.0	27.6	112.9
3	Trets	13--GS Tretsoise	28.0	29.4	26.8	27.8	112.0
4	Pont de Beauvoisin	38--La Sentinelle	26.0	28.2	28.4	28.4	111.0
5	St Priest	69--GA Saint Priest	26.7	27.0	28.7	28.5	110.9
6	Albens 1	73--Union Gymnique Albens	27.3	29.0	28.1	26.3	110.7
7	Jonage	69--ESJG Artistique	27.4	27.5	27.6	28.1	110.6
8	Vaulx en Velin	69--CG Vaulx en Velin	25.6	28.0	27.5	27.7	108.8
9	Bourg de Thizy	69--L Etoile et les Jeunes Etoiles	26.2	25.9	26.4	28.2	106.7
10	Villefranche	69--Fémina Gymnique	28.2	26.2	26.3	25.8	106.5

4.2. Résultats individuels





	Gymnaste	Equipe	Annee					Total
1	CASTALDO Laura	St Priest	1998	7.0	7.8	7.7	7.5	30.0
2	ROY Anais	Autun	2000	7.2	7.4	7.1	7.3	29.0
3	MAITRE Dorine	Valence	1995	6.9	7.9	7.0	7.0	28.8
	ANDRIOT Amelie	Autun	2000	7.5	7.1	6.9	7.3	28.8
5	DELOMIER Anais	Valence	1997	6.8	7.8	7.1	7.0	28.7
6	MILOU Camille	Jonage	1999	7.0	7.5	6.9	7.2	28.6
7	BOUILLOT Floriane	Autun	1999	7.5	7.1	6.6	7.3	28.5
8	PORTIER Léa	Albens 1	1999	6.7	7.6	6.9	7.2	28.4
9	CAMBAY Ophelie	Trets	2001	7.0	7.4	6.7	7.1	28.2
	CIARLITTI Clara	Jonage	1997	7.0	7.3	7.0	6.9	28.2
	FLETY Jeanne	Autun	1998	6.4	7.2	7.4	7.2	28.2
12	GUGGENBUHL Iris	Trets	2000	6.8	7.5	6.9	6.9	28.1
13	ROCHE Coralie	Trets	2000	7.1	7.4	6.7	6.8	28.0
	THOMAS Axelle	Valence	2000	6.8	7.1	7.2	6.9	28.0
15	MANNAZ Emeline	Albens 1	1997	6.8	7.4	7.1	6.6	27.9
16	RICHARD Moana	Vaulx en Velin	1999	6.3	7.2	7.2	7.1	27.8
17	BALDIN Emeline	Pont de Beauvoisin	1997	6.7	7.2	7.0	6.8	27.7
	BOTTO Aya	Bourg de Thizy	1999	7.1	6.3	7.2	7.1	27.7
19	SERRANO Audrey	Vaulx en Velin	1998	6.5	6.7	7.2	7.2	27.6
20	RUITTON ALLINIEU Iseult	Pont de Beauvoisin	1999	6.5	7.0	6.8	7.2	27.5
21	COSTE Charlene	St Priest	1996	7.2	6.4	6.7	7.1	27.4
	BOURGEOIS Valentine	Villefranche	1995	7.0	7.2	6.6	6.6	27.4
23	SIOMSI Albane	Albens 1	1997	7.2	6.4	7.3	6.2	27.1
24	SIMOULIN Marine	Villefranche	1999	7.3	5.9	7.1	6.7	27.0
	BERTI Ludivine	Pont de Beauvoisin	1999	6.4	6.0	7.5	7.1	27.0
26	PAQUIER Sarah	Autun	1997	6.6	6.4	6.6	7.2	26.8
27	YARD Alix	Trets	1995	6.7	6.5	6.5	7.0	26.7
	SERRA Juliette	Pont de Beauvoisin	2000	5.9	7.7	6.1	7.0	26.7
29	HASSI Anissa	Vaulx en Velin	1997	6.6	7.1	6.4	6.5	26.6
30	GRANGIER Justine	Trets	1997	7.1	7.1	5.5	6.8	26.5
	AUBERT Emmaëlle	Albens 1	1998	6.6	7.4	6.8	5.7	26.5

32	KUC Lorette	Valence	1998	6.9	5.1	7.7	6.7	26.4
33	VALENCIN Célia	Villefranche	1999	7.0	7.3	5.3	6.6	26.2
34	STAEBLER Christelle	St Priest	1995	6.3	6.4	7.2	6.2	26.1
	PEREZ Clothilde	Jonage	1990	6.4	6.5	6.1	7.1	26.1
36	CHALENDARD Ariane	Pont de Beauvoisin	2000	6.4	6.3	6.5	6.8	26.0
	GRAIL Fanny	Bourg de Thizy	1999	6.0	6.5	6.4	7.1	26.0
38	STAEBLER Anais	St Priest	1997	6.1	5.9	6.8	7.0	25.8
	FACON Cyrielle	Vaulx en Velin	2001	6.2	6.6	6.2	6.8	25.8
40	VITTORINO Cassandra	Jonage	1994	6.7	6.2	6.4	6.4	25.7
	MONCORGE Candice	Bourg de Thizy	1999	6.1	6.5	6.1	7.0	25.7
42	CHARRA Juliette	Valence	1998	6.9	5.5	6.9	6.3	25.6
43	LOPEZ Samantha	St Priest	1997	6.2	6.4	6.0	6.7	25.3
	MARIE Bertille	Albens 1	1997	5.9	6.6	6.5	6.3	25.3
45	MENORET Thyphaine	Jonage	1993	6.7	4.9	6.6	6.9	25.1
46	PEILLON Nina	Bourg de Thizy	2001	6.5	6.3	5.4	6.8	25.0
47	DOUASS Syrine	Trets	1997	6.7	6.2	5.3	6.6	24.8
48	POSTIL Elise	Villefranche	1995	6.9	5.8	6.1	5.9	24.7
49	BUDIN Emeline	Jonage	1998	6.0	4.9	7.1	6.6	24.6
50	HILAIRE Melanie	Valence	1998	6.4	6.0	5.1	6.7	24.2
51	DUFAUD Chloé	Villefranche	1999	6.6	5.8	6.5	5.1	24.0
52	GIRARDON Vinciane	Bourg de Thizy	1997	6.5	5.2	5.3	6.9	23.9
53	DAUDIN Mathilde	Vaulx en Velin	1997	6.0	6.2	6.2	4.5	22.9
54	TINET Ludivine	Bourg de Thizy	1998	0.0	6.6	6.7	7.0	20.3
	RICHE Melissa	Vaulx en Velin	1999	0.0	7.0	6.7	6.6	20.3
56	POLLET Camille	Pont de Beauvoisin	1997	6.0	0.0	7.1	7.1	20.2
57	LARGIER Ariane	St Priest	1996	0.0	6.0	7.0	6.9	19.9





Résultats de la compétition
Finales interrégionales UFOLEP G2
La Tour du Pin et Pont de Beauvoisin
18 et 19 mai 2013

1. FEMININ NIVEAU7 9-12 ans . SA_DA (individuels)

1.1. Résultats par équipes

	Equipe	Club					Total
1	Etoile Beaujolaise	69--Etoile Beaujolaise	27.9	30.2	30.1	29.7	117.9
2	Renaison	42--ALS Renaison	30.8	30.6	25.3	30.3	117.0
3	St Priest	69--GA St Priest	26.9	29.7	30.0	30.1	116.7
4	UGVH Aubagne	13--UGVH	26.9	29.7	28.2	30.7	115.5
5	Domène	38--ES Doménoise	27.1	29.1	28.8	30.2	115.2
6	Lambesc	13--ALSL Lambesc	27.5	29.1	28.1	29.5	114.2
7	Jonage 2	69--ESJG Artistique	27.9	29.5	27.7	28.8	113.9
8	La Mure	38--La Mure Gym Club	26.4	27.7	27.4	29.5	111.0
9	Renaison	42--ALS Renaison	26.9	28.5	26.0	29.4	110.8
10	La Tour du Pin	38- Alerte Gym La Tour du Pin	26.3	26.6	27.7	29.7	110.3
11	Millery	69--ESMC Gym	25.9	26.3	26.8	28.0	107.0
12	Arbresle	69--L'Arbresle	25.9	27.9	25.9	25.5	105.2





1.2. Résultats individuels

	Gymnaste	Equipe	Annee					Total
1	GUERAUD Maeva	Domène	2000	7.6	7.6	7.5	7.8	30.5
2	MULLER Laury	St Priest	2000	7.4	7.6	7.6	7.8	30.4
3	WALTHER Amandine	Etoile Beaujolaise	2000	7.6	7.7	7.4	7.4	30.1
4	TRESCARTE Ninon	Etoile Beaujolaise	2000	7.0	7.6	7.7	7.4	29.7
	LALEU Angélique	Renaison	2001	7.8	7.8	6.5	7.6	29.7
6	GUARINO Romane	UGVH Aubagne	2000	7.0	7.3	7.4	7.9	29.6
7	DUSSAUGE Cloé	Etoile Beaujolaise	2000	6.8	7.5	7.6	7.5	29.4
8	DIDIER Andrea	Lambesc	2001	6.6	7.7	7.6	7.4	29.3
9	ALLOMBERT Aurelie	Jonage 2	2002	7.4	7.5	7.1	7.2	29.2
	MOUTTET Noémie	Renaison	2000	7.8	7.6	6.2	7.6	29.2
11	GUILLEMIN Astrid	St Priest	2000	6.7	7.4	7.4	7.4	28.9
12	RIVOIRE Alice	Jonage 2	2003	7.0	7.1	7.3	7.3	28.7
	DOUMALIN Marina	UGVH Aubagne	2003	6.7	7.7	6.6	7.7	28.7
	JACQUET Ambre	Renaison	2000	7.6	7.6	6.2	7.3	28.7
	REJONY Ilona	Renaison	2001	7.3	7.6	6.2	7.6	28.7
16	STRUBE Claire	Lambesc	2000	7.4	7.2	6.7	7.3	28.6
17	TOUT Océane	St Priest	2001	6.8	7.5	6.8	7.4	28.5
	PACINI Constance	Lambesc	2001	7.0	7.4	6.8	7.3	28.5
19	MOUNIER Clara	La Tour du Pin	2001	7.8	6.5	6.6	7.4	28.3
	DOMO Justine	La Mure	2002	6.8	6.9	7.2	7.4	28.3
	MERAFINA BERT Ambre	La Mure	2002	6.6	7.4	7.0	7.3	28.3
	GALICHON Chloe	Renaison	2000	7.0	7.4	6.5	7.4	28.3
23	LANSON Meije	Domène	2000	6.7	7.2	7.1	7.2	28.2
	BOUDDOUHAJ Fatima	Renaison	2000	7.6	6.9	6.4	7.3	28.2
25	CHAVANIS Charlyne	Etoile Beaujolaise	2001	5.9	7.4	7.4	7.4	28.1
	LAPALUS Solène	Renaison	2001	6.6	7.3	6.7	7.5	28.1
27	SEU Amélie	Domène	2000	6.5	7.3	6.9	7.3	28.0
	COLLONGE Lola	Jonage 2	2001	7.0	7.2	6.7	7.1	28.0
	JASHARI Albina	UGVH Aubagne	2000	6.4	7.4	6.9	7.3	28.0
30	HEYRIES Jessica	UGVH Aubagne	2000	6.2	6.8	7.1	7.8	27.9
	BLANCHON Mathilde	Etoile Beaujolaise	2000	6.5	7.1	7.1	7.2	27.9
32	PAYET Ludivine	St Priest	2001	5.7	7.2	7.4	7.5	27.8
	HALUSZCZAK Aleksa	Lambesc	2001	6.5	6.8	7.0	7.5	27.8
	CARBONNIER Elora	La Tour du Pin	2000	6.4	7.0	7.1	7.3	27.8



35	LA MANDOLA Mélinda	Domène	2000	6.3	6.6	7.3	7.5	27.7
	BARIOT Claire	Arbresle	2002	6.9	7.0	7.2	6.6	27.7
37	GLAIZE Camille	St Priest	2000	6.0	6.9	7.3	7.4	27.6
	CHERPIN Pauline	Renaison	2002	7.3	7.0	6.0	7.3	27.6
39	ROUZE Esther	UGVH Aubagne	2000	6.8	7.3	6.0	7.3	27.4
40	AVIGNON Maelle	La Mure	2002	6.6	7.0	6.3	7.4	27.3
41	CAILLOL Zélie	Millery	2001	6.8	7.3	6.2	6.9	27.2
42	CHARVILLAT Jeanne	Renaison	2001	7.1	6.4	5.9	7.5	26.9
43	GUICHERD Manon	La Tour du Pin	2002	5.8	6.5	7.0	7.5	26.8
44	TOYES Elyse	Jonage 2	2001	6.0	7.7	6.5	6.5	26.7
	PHILIP Manon	La Mure	2002	6.4	6.4	6.5	7.4	26.7
46	MEGHUENNI Celia	Jonage 2	2002	6.5	6.1	6.6	7.2	26.4
47	BORDEAU Julie	La Tour du Pin	2000	6.1	6.6	6.7	6.9	26.3
	DEGLAINE Leonie	La Tour du Pin	2000	6.0	5.9	6.9	7.5	26.3
49	VEZZOSI Angele	St Priest	2001	5.8	6.1	7.6	6.7	26.2
	CROELLA Capucine	Millery	2000	6.3	6.6	6.3	7.0	26.2
	MONJOIE Laura	Renaison	2000	6.0	6.8	6.5	6.9	26.2
52	DESSERT Noémie	Renaison	2002	5.8	6.8	6.3	7.2	26.1
53	ROUSSEAU Mazarine	UGVH Aubagne	2002	6.2	6.5	6.8	6.4	25.9
	MERCIER Carole	Arbresle	2002	6.2	7.1	6.3	6.3	25.9
55	HENNINGER Perrine	Millery	2000	6.9	5.2	7.1	6.6	25.8
	HUVET Lisa	Millery	2001	5.9	5.6	7.1	7.2	25.8
57	HERBELOT-PORTE Lisa	Arbresle	2002	6.6	6.8	5.9	6.3	25.6
58	BARIOT Adele	Arbresle	2000	6.2	6.1	6.5	6.3	25.1
59	BLANC Romane	Lambesc	2001	5.7	6.2	6.1	7.0	25.0
60	SOKOLOFF Karolina	Millery	2001	4.9	6.8	6.3	6.9	24.9
61	POZZUOLI Florence	La Tour du Pin	2001	5.3	6.0	6.3	7.1	24.7
	JACQUIER Eve	La Mure	2001	5.7	5.6	6.7	6.7	24.7
63	ORJOLLET Anaëlle	La Mure	2002	6.2	5.7	5.4	7.1	24.4
64	BEREZIAT Eglantine	Domène	2000	5.7	5.5	6.8	5.9	23.9
65	FRAGNE Lea	Arbresle	2002	5.7	6.7	5.3	6.0	23.7
66	PERREYON Cécile	Arbresle	2002	5.0	7.0	5.5	5.1	22.6
67	RUFFIEUX Lydvine	Domène	2000	0.0	7.0	6.7	7.6	21.3
	FERREIRA Ophélie	Etoile Beaujolaise	2000	0.0	6.7	7.3	7.3	21.3
69	GUERRIN Lucie	Millery	2001	0.0	5.6	0.0	6.5	12.1

2. FEMININ NIVEAU7 7-8 ans . SA_DA (individuels)

2.1. Résultats par équipes



	Equipe	Club					Total
1	Voreppe	38--Voreppe la Vaillante	26.1	26.8	23.9	28.6	105.4
2	Loriol	26--GO Loriolais	24.4	26.3	26.4	28.2	105.3
3	Trets	13--GS Tretsoise	23.3	25.4	26.9	27.9	103.5

2.2. Résultats individuels





	Gymnaste	Equipe	Annee					Total
1	DEJOYE Gabrielle	Voreppe	2004	6.9	6.9	6.5	7.4	27.7
2	MORALES Meloe	Voreppe	2004	6.4	6.7	6.8	7.2	27.1
3	SAINTE YVES Anaé	Trets	2005	6.1	6.5	6.9	7.2	26.7
4	GAGNOULET Kelly	Trets	2004	5.6	6.7	7.2	6.9	26.4
5	MARTIN Orelie	Voreppe	2004	6.2	7.1	5.4	7.5	26.2
6	BENMAKHLOUF Jade	Loriol	2004	6.7	6.9	5.6	6.9	26.1
7	AVENAS Marilou	Loriol	2004	6.3	6.2	6.5	7.0	26.0
8	GARNIER Carla	Loriol	2004	5.7	6.4	6.4	7.2	25.7
9	UNY Louane	Loriol	2004	5.7	6.1	6.7	7.1	25.6
10	GUIEN Annaëlle	Trets	2004	6.1	5.6	6.7	7.0	25.4
11	MICHEL Margo	Loriol	2004	4.9	6.8	6.8	6.7	25.2
12	RACHEDI Gala	Trets	2005	5.5	6.6	5.9	6.6	24.6
13	FUGIER Marlene	Voreppe	2004	6.6	6.1	5.2	6.5	24.4
14	LENTINI Lucie	Trets	2004	5.2	5.1	6.1	6.7	23.1
15	PARASCANDOLA Kélia	Trets	2004	5.5	5.6	5.0	6.8	22.9

3. FEMININ NIVEAU8 9-12 ans . SA_DA (individuels)

3.1. Résultats par équipes

	Equipe	Club					Total
1	Bouc Bel Air	13--Bouc Bel Air Gymnastique	28.4	28.8	27.0	28.0	112.2
2	Belleville sur Saone	69--GC Belleville Beaujolais	27.8	28.5	25.1	27.8	109.2
3	Gerland Mouche	69--A. L. Gerland Mouche	26.6	27.8	26.8	27.9	109.1
4	St Genis les Ollières	69--Entente St Genoise	27.1	28.7	24.5	27.8	108.1
5	Echirolles	38--Echirolles AL Gym	28.1	28.2	23.8	27.9	108.0
6	St Priest	69--GA Saint Priest	26.7	27.9	24.0	28.7	107.3
	Irigny	69--Al Irigny	25.3	28.6	25.4	28.0	107.3
8	Villeurbanne	69--A.S.L.Gratte-Ciel	26.6	27.1	23.8	26.9	104.4
9	Seyssins	38--CGT Seyssins	26.5	26.9	22.8	27.3	103.5
10	Chaponnay	69--Chaponnay Gym	25.4	27.3	24.2	26.1	103.0
11	Aubagne	13--UGVH	25.4	26.3	22.9	27.4	102.0
12	La Ciotat 1	13--GC La Ciotat	25.4	24.8	23.9	26.6	100.7





3.2. Résultats individuels

	Gymnaste	Equipe	Annee					Total
1	LAURICELLA Thelma	Bouc Bel Air	2002	7.3	7.2	6.9	7.1	28.5
2	BOROWEIC Maéva	Echirolles	2001	7.2	7.5	6.8	6.9	28.4
3	DEHANT Ambre	Bouc Bel Air	2000	7.4	7.5	6.0	7.2	28.1
4	DAMIEN Charlene	Irigny	2001	6.3	7.5	7.2	7.0	28.0
5	SAINT-MARC Soraya	Gerland Mouche	2001	6.8	7.0	6.9	7.1	27.8
6	SOTGIU Aurore	Bouc Bel Air	2000	6.6	7.2	7.0	6.9	27.7
	PAGEREY Hannah	St Genis les Ollières	2002	7.0	7.2	6.6	6.9	27.7
8	DALLA COSTA Luna	Belleville sur Saone	2002	6.5	7.2	6.6	7.2	27.5
	MAUROS Stacy	St Genis les Ollières	2001	7.1	7.3	6.3	6.8	27.5
10	TALIP Océane	Belleville sur Saone	2001	6.9	7.0	6.6	6.9	27.4
11	GUETH Lucie	Belleville sur Saone	2002	6.9	7.4	6.1	6.9	27.3
12	SCALA Jessica	Bouc Bel Air	2002	7.1	6.6	6.7	6.8	27.2
	MOPIN Eva	Echirolles	2002	7.1	6.6	6.5	7.0	27.2
14	GUYONNET Caroline	Gerland Mouche	2002	6.6	7.2	6.4	6.9	27.1
15	BOURI Célia	St Priest	2001	6.8	7.0	6.0	7.2	27.0
	GREFFET Justine	Gerland Mouche	2002	6.2	6.9	7.0	6.9	27.0
17	PASCAL Camille	St Priest	2001	6.9	6.2	6.5	7.3	26.9
18	ROLLAND MUQUET Perrine	Seyssins	2002	6.8	6.7	5.9	7.2	26.6
	AMILLIAC Cecilia	St Genis les Ollières	2002	6.6	7.1	5.8	7.1	26.6
	MATERA Eva	Chaponnay	2003	7.0	6.9	6.3	6.4	26.6
21	RAMBACH Nais	Bouc Bel Air	2002	6.5	6.9	6.4	6.7	26.5
22	DEDINGER Ophelie	Irigny	2002	6.9	7.3	6.2	6.0	26.4
	BERLIOZ-ARTHAUD Mathilde	Belleville sur Saone	2001	7.0	6.9	5.8	6.7	26.4
24	PERRAT Ségolène	Villeurbanne	2002	6.6	6.8	5.8	7.1	26.3
	PROVOST-FLEURY Alix	Villeurbanne	2001	6.4	7.0	6.3	6.6	26.3
26	FLECHEUX Emilie	St Priest	2001	6.3	7.2	5.9	6.8	26.2
27	GILLOT Emma	St Genis les Ollières	2003	6.4	7.1	5.8	6.8	26.1
28	SAINT-MARC Astrid	Gerland Mouche	2001	6.3	6.4	6.5	6.8	26.0





29	LOMBARDI COLLIGNON Lucie	Irigny	2003	6.1	6.7	6.1	7.0	25.9
30	MEGNIGBETO Eryne	St Priest	2001	6.7	6.7	5.3	7.1	25.8
	GUARINO Estelle	Aubagne	2001	6.0	6.1	6.7	7.0	25.8
	BICAIS Lisa	Echirolles	2001	6.8	6.7	5.1	7.2	25.8
33	FREIRE Charlene	Gerland Mouche	2002	6.3	6.7	5.7	7.0	25.7
	LOUAT Naima	La Ciotat 1	2002	6.5	6.7	6.3	6.2	25.7
	ATHEAUX Chloé	Seyssins	2001	6.5	6.9	5.4	6.9	25.7
36	MAIHILY Alyssa	La Ciotat 1	2002	6.5	6.0	6.1	7.0	25.6
	TRANCHIDA Mélanie	Aubagne	2002	6.9	6.3	5.3	7.1	25.6
38	ROBIN Luna	Gerland Mouche	2003	6.9	6.7	5.1	6.7	25.4
	FAURE Lila	Irigny	2001	6.0	6.4	5.9	7.1	25.4
	ROUSSEAU Tiphaine	Seyssins	2002	6.6	6.6	6.0	6.2	25.4
	IACOVELLA Perrine	Chaponnay	2002	6.3	6.9	6.1	6.1	25.4
42	ROBERT Carla	Aubagne	2000	6.3	6.7	5.8	6.5	25.3
	ANNANE Ines	Echirolles	2002	6.4	7.0	5.3	6.6	25.3
	DARGOT Emma	Belleville sur Saone	2002	7.0	6.4	5.1	6.8	25.3
45	DELECROIX Romane	Chaponnay	2002	6.0	6.7	5.9	6.6	25.2
46	POCHET Lélia	Villeurbanne	2000	7.0	7.0	4.7	6.4	25.1
	MARLIER Carla	Chaponnay	2002	6.1	6.8	5.6	6.6	25.1
48	LAFRANCESCHINA Axelle	Seyssins	2001	6.2	6.7	5.5	6.6	25.0
49	BOURENNANNE Marjana	St Priest	2001	5.4	6.9	5.6	7.0	24.9
	BARRANCO-PICCARETTA Salome	Echirolles	2002	7.0	5.9	5.2	6.8	24.9
	PERES Lorine	Echirolles	2002	6.2	7.0	5.0	6.7	24.9
	MIRALLES Lou	Villeurbanne	2000	6.6	6.3	5.2	6.8	24.9
53	MATURIN Leane	St Priest	2003	5.8	6.8	5.0	7.1	24.7
	BAUD Dorine	Seyssins	2001	6.6	6.4	5.3	6.4	24.7
55	BOULAHSEN Karine	Aubagne	2001	6.2	6.9	4.6	6.8	24.5
	GUERIN Morgane	Chaponnay	2002	5.5	6.6	5.9	6.5	24.5
57	PASCAL Fleur	Irigny	2002	6.0	7.1	5.1	6.2	24.4
	LAÏMENE Rania	Villeurbanne	2001	6.0	6.2	5.8	6.4	24.4
59	ESCARGUEL Tya	La Ciotat 1	2002	6.3	6.3	4.9	6.8	24.3
	ALLIER Marine	St Genis les Ollières	2003	5.8	6.8	4.7	7.0	24.3
61	WEINBRENNER Astrid	Villeurbanne	2000	5.8	6.3	5.9	6.2	24.2
62	MARIANI Lou	Aubagne	2003	5.8	6.4	5.1	6.4	23.7
	MONAT Héloïse	Seyssins	2001	5.9	6.3	4.9	6.6	23.7
64	TCHERNIAWSKI Swan	La Ciotat 1	2002	5.9	5.8	5.9	6.0	23.6
65	DURAND Alexa	Belleville sur Saone	2002	6.9	5.8	5.1	5.6	23.4
	GIMENEZ Maelys	Chaponnay	2001	6.0	6.2	5.1	6.1	23.4
67	PERKOVIC Lilou	La Ciotat 1	2002	6.1	5.4	5.6	6.1	23.2
68	BRUNO Miranda	La Ciotat 1	2002	5.4	5.8	5.2	6.6	23.0
69	BAEZA Morgane	St Genis les Ollières	2003	0.0	5.8	5.8	6.8	18.4
70	GRONDIN Alixia	Irigny	2001	0.0	6.4	3.5	6.9	16.8

4. FEMININ NIVEAU8 9-14 ans . SA_DA (individuels)

4.1. Résultats par équipes

	Equipe	Club					Total
1	Lambesc	13--ALSL Lambesc	26.9	27.9	26.8	26.5	108.1
2	Aubagne	13--Aubagne Gym	26.4	28.4	26.9	25.7	107.4
3	St Martin d Hères	38--ESSM Gymnastique	25.7	26.9	26.8	27.8	107.2
4	Autun	71--La Vaillante	27.1	28.2	23.3	26.8	105.4
5	Chaponnay	69--Chaponnay Gym	25.6	27.2	25.2	27.2	105.2
6	Aubagne	13--UGVH	23.6	27.2	24.1	26.5	101.4
	St Vulbas	1--Gym Saint Vulbas	24.1	26.8	25.1	25.4	101.4
8	St Priest	69--GA Saint Priest	24.7	25.9	23.7	26.8	101.1
9	La Tour du Pin	38--Alerte Gym La Tour du Pin	24.7	26.1	25.6	23.2	99.6
10	Apprieu	38--Apprieu AG Gym	26.7	25.3	24.6	24.5	98.1 (3.0)
11	Vaulx en Velin	69--CG Vaulx en Velin	24.1	24.2	24.7	24.9	97.9
12	Cusset	69--Cusset	25.8	26.6	24.4	23.9	97.7 (3.0)





4.2. Résultats individuels

	Gymnaste	Equipe	Annee					Total
1	TRANCHAND Elise	Lambesc	1999	7.0	7.6	6.9	6.5	28.0
	BRIDAULT Marion	Autun	2001	7.5	7.5	5.7	7.3	28.0
3	GAUDIN Laurie	Lambesc	1999	6.8	7.2	6.8	7.0	27.8
4	PUGLIESE Carla	St Martin d Hères	1999	6.5	7.0	6.9	7.2	27.6
5	NGUYEN Sarah	St Vulbas	2001	6.7	7.3	6.8	6.5	27.3
6	NEMENCHA Melissa	St Martin d Hères	2000	6.8	6.5	7.0	6.7	27.0
7	GAUCI Elsa	St Martin d Hères	2000	6.3	6.9	6.8	6.8	26.8
8	WIRTA Chloé	Aubagne	2000	6.8	6.9	6.8	6.2	26.7
	GEVAUDAN Agathe	Apprieu	2002	6.7	6.7	6.9	6.4	26.7
10	DAUCHEZ Charlotte	Aubagne	2000	6.7	6.9	6.6	6.4	26.6
	TRIFUNOVIC Ivana	Chaponnay	2001	6.6	7.4	6.0	6.6	26.6
12	CONTE Francesca	Aubagne	1999	6.8	6.7	6.6	6.4	26.5
	GHAZI Léa	Aubagne	2001	6.1	7.4	6.6	6.4	26.5
14	PHILIPPE Manon	Autun	1999	6.5	7.0	6.4	6.5	26.4
15	GUERRY Clara	St Priest	2000	6.7	6.9	5.6	7.1	26.3
16	PLANUD Alexandra	Lambesc	1999	6.3	6.8	6.3	6.8	26.2
17	ALICI Sibel	St Priest	1999	6.3	6.6	6.5	6.6	26.0
	REGAMORTEL Margaux	La Tour du Pin	1999	6.8	6.3	7.0	5.9	26.0
19	GRARDEL Eva	Aubagne	2002	5.9	7.0	6.5	6.5	25.9
	ROY Helena	Autun	2002	6.2	6.9	5.8	7.0	25.9
21	GIMENEZ Cheryne	Chaponnay	2002	6.9	6.2	5.8	6.9	25.8
22	DEROME Suzy	Lambesc	2001	6.3	6.3	6.8	6.2	25.6
	REYES-MIERS Sabrina	Aubagne	2001	6.1	6.8	5.9	6.8	25.6
24	ABAD Carole	Aubagne	1999	5.8	7.0	6.1	6.6	25.5
	JAMIN Margot	Cusset	2000	6.8	6.8	5.8	6.1	25.5
26	SCHWEINGRUBER Clara	Aubagne	2003	5.8	6.5	6.4	6.6	25.3
	ONNIS Emilie	Vaulx en Velin	2000	6.2	6.1	6.2	6.8	25.3
28	TERRAS Victoria	Cusset	2001	6.3	6.9	6.3	5.7	25.2
29	PEREIRA Coralie	St Martin d Hères	2002	5.4	6.5	6.1	7.1	25.1
30	SCIBETTA Maylis	Aubagne	2002	5.9	6.9	5.7	6.5	25.0
31	SAVARINO Luna	La Tour du Pin	2001	6.4	6.3	6.3	5.9	24.9





	GOUDE Constance	Autun	2000	6.9	6.7	5.4	5.9	24.9
33	KECHIOUCHE Assia	St Priest	2000	6.0	6.0	6.1	6.7	24.8
	CHRISTOLOMME Laurine	Apprieu	2002	6.5	5.8	6.0	6.5	24.8
	GIRAUD Soline	Apprieu	2000	6.6	6.4	6.3	5.5	24.8
36	RODRIGUES Inès	Cusset	2000	6.3	5.8	6.4	6.1	24.6
	CRICCHIO-DIDIER Carla	Aubagne	2003	6.1	7.1	6.9	4.5	24.6
38	MICHALLON Sophie	Apprieu	2000	6.6	6.4	5.4	6.1	24.5
	DJELLALIL Scherazade	Vaulx en Velin	1999	6.0	6.0	6.3	6.2	24.5
	KHAIR Mélanie	Chaponnay	1998	5.1	7.1	6.2	6.1	24.5
41	MULLER Océane	La Tour du Pin	1999	5.7	7.0	6.4	5.3	24.4
	GIORGIO Camille	St Vulbas	1999	5.8	6.6	6.2	5.8	24.4
43	MARIE Delvina	La Tour du Pin	2002	5.8	6.5	5.9	6.1	24.3
	SANCHEZ Camille	St Vulbas	2002	5.7	6.5	5.9	6.2	24.3
45	RICOTTI Emilie	Cusset	1999	6.4	6.7	5.9	5.2	24.2
46	HARDONNIERE Margaux	Chaponnay	2000	6.4	5.5	6.1	6.1	24.1
47	JELLOULI Nolwenn	St Martin d Hères	2003	6.1	6.4	5.5	6.0	24.0
	CHARNAY Cyrielle	St Vulbas	2002	5.9	5.5	6.2	6.4	24.0
49	ESTEBAN Laurie	Lambesc	1999	6.8	5.9	5.1	6.1	23.9
	PETRETO Elisa	Lambesc	1999	6.0	5.9	6.0	6.0	23.9
51	BOUKACEM Imene	Vaulx en Velin	2001	5.8	6.0	6.1	5.8	23.7
52	SOULAS Marina	St Priest	2001	5.7	6.4	5.0	6.4	23.5
53	ZERZAIHI Jade	Vaulx en Velin	2001	5.9	6.1	5.6	5.7	23.3
54	FERLAY Eva	St Vulbas	2003	5.7	5.6	5.6	6.3	23.2
	MATHIEU Lisa	Autun	2002	5.3	6.8	5.3	5.8	23.2
	ROSSIGNOL Lea	Autun	2002	5.8	6.0	5.4	6.0	23.2
57	GUENEAU Sara	St Vulbas	2002	5.3	6.4	5.5	5.9	23.1
58	ROBUR Noemie	St Priest	2001	5.3	5.9	5.5	6.3	23.0
	YESSAD Lucie	Aubagne	2002	5.7	6.4	5.4	5.5	23.0
	CASTRO Leonie	Apprieu	2000	6.8	5.8	5.3	5.1	23.0
	HERVE Nolwen	Vaulx en Velin	2000	6.0	4.8	6.1	6.1	23.0
62	AGOPIAN Lola	Cusset	2003	6.2	4.5	4.7	6.0	21.4
	DITADIAN Anna	Chaponnay	2001	5.7	4.7	4.3	6.7	21.4
64	HOARAU Lyne	Chaponnay	2003	0.0	6.5	6.9	7.0	20.4
65	RODRIGUES Noreen	Cusset	2001	5.4	6.2	4.5	3.8	19.9
66	MATHIEU Julie	St Martin d Hères	2001	6.1	0.0	5.4	6.5	18.0

5. FEMININ NIVEAU8 7-10 ans . SA_DA (C) (individuels)

5.1. Résultats par équipes

	Equipe	Club					Total
1	Jonage 2	69--ESJG Artistique	25.6	27.4	27.4	28.5	108.9
2	Gerland Mouche	69--A. L. Gerland Mouche	24.3	25.9	26.6	30.3	107.1
3	Anse	69--Jeunesse Ansoise	25.1	27.3	25.5	28.9	106.8
4	Marcy Charbonnières	69--AS Marcy-Charbonnières	26.1	26.5	25.1	28.3	106.0
5	Meyzieu	69--FJEP Meyzieu	22.9	25.9	27.1	27.5	103.4
6	Oullins	69--PL Oullins	24.0	25.8	25.2	27.5	102.5
7	Vaulx en Velin	69--CG Vaulx en Velin	24.0	25.9	24.4	27.9	102.2
8	Apprieu	38--Apprieu AG Gym	23.9	26.2	24.8	27.0	101.9
	Bourg St Maurice	73--BSM Gym Bourg St Maurice	22.5	27.0	25.0	27.4	101.9
10	Martigues	13--SLC Martigues	22.8	23.7	25.3	29.4	101.2
11	Vinay 1	38--GC Vinay	22.7	24.9	23.8	28.8	100.2
12	Trets 4	13--GS Tretsoise	24.1	25.1	23.9	26.1	99.2
13	St Just St Rambert	42--FJEP St Just St Rambert	25.9	25.5	21.5	26.2	99.1
14	Mions	AL Mions	23.5	24.2	24.8	26.5	99.0

5.2. Résultats individuels

	Gymnaste	Equipe	Annee					Total
1	TERRIER Manon	Anse	2003	6.4	7.1	7.0	7.3	27.8
2	GRECO Joanna	Jonage 2	2004	6.4	6.9	6.7	7.4	27.4
3	ZEKPA Aimiti	Jonage 2	2002	6.3	6.6	7.2	7.2	27.3
4	REIGNIER Marianne	Gerland Mouche	2003	6.2	6.3	7.1	7.6	27.2
	TOUMART Sheryhane	Vaulx en Velin	2004	6.3	7.0	6.4	7.5	27.2
6	CHEVALIER Manon	Anse	2003	6.2	7.0	6.6	7.2	27.0
7	DES TOUCHES Hortense	Marcy Charbonnières	2003	6.6	6.9	6.7	6.7	26.9
	GUYONNET Clemence	Gerland Mouche	2003	6.0	6.7	6.5	7.7	26.9
	PERRIN Coline	Jonage 2	2004	6.5	6.9	6.4	7.1	26.9
10	MORIN Charlotte	Oullins	2003	6.0	6.3	7.0	7.4	26.7
11	LERISSEL Elea	Marcy Charbonnières	2003	6.5	6.7	6.0	7.4	26.6
12	BERERD Ludivine	Anse	2003	6.8	6.5	5.9	7.3	26.5
	GRENIER Charlotte	Gerland Mouche	2004	5.9	6.6	6.4	7.6	26.5
	BRILHAUT Loane	Oullins	2002	6.3	6.8	6.8	6.6	26.5
	RAVIS Lilou	Vaulx en Velin	2004	6.3	6.8	6.1	7.3	26.5
	IUNG Marianne	Meyzieu	2003	5.8	6.9	6.8	7.0	26.5
17	IMBERT Lola	Bourg St Maurice	2002	5.5	7.0	6.6	7.3	26.4
18	BADALOTTI Carlotta	Gerland Mouche	2002	6.0	6.3	6.6	7.4	26.3
	JACQUET Anaïs	Jonage 2	2003	6.2	6.7	7.0	6.4	26.3
	BORDONARO Carla	Meyzieu	2002	6.5	6.1	6.9	6.8	26.3
21	BERARD Justine	Bourg St Maurice	2002	5.9	7.1	6.4	6.8	26.2
22	RABUFFETTI Elisa	Meyzieu	2002	5.5	6.3	7.3	7.0	26.1
23	HOUCHE Fantine	Marcy Charbonnières	2003	6.4	6.4	6.2	7.0	26.0
	TAVERNIER Anouk	Marcy Charbonnières	2004	6.1	6.5	6.2	7.2	26.0
25	CAILLAT Hermione	Vinay 1	2004	5.7	6.7	6.1	7.4	25.9
26	PRADIER Melissandre	Jonage 2	2003	6.4	6.9	5.7	6.8	25.8
	ARATA Louane	Martigues	2004	5.7	5.9	6.8	7.4	25.8





	CERMENO VIVANCOS Colombe	Apprieu	2003	6.0	6.4	6.7	6.7	25.8
	MORI Auxane	Apprieu	2003	6.0	6.6	6.5	6.7	25.8
	MEYER Lucie	Mions	2003	6.2	6.2	6.5	6.9	25.8
31	DUGUET Pauline	St Just St Rambert	2003	6.6	6.7	6.1	6.3	25.7
32	DALLARD Emma	Anse	2003	5.7	6.7	6.0	7.1	25.5
33	MUSSARD Dounia	Martigues	2004	5.7	5.9	6.6	7.2	25.4
34	MARQUET Isabelle	Trets 4	2002	6.4	6.5	5.6	6.8	25.3
	LAVOREL Julie	Vinay 1	2003	5.9	5.7	6.6	7.1	25.3
	MOULARD Camille	Mions	2002	5.7	6.5	6.3	6.8	25.3
37	TAKESSIAN Aurélie	Jonage 2	2002	5.8	6.2	6.5	6.6	25.1
38	FOLTON Salome	Trets 4	2002	6.6	6.4	5.4	6.5	24.9
	GUILLAUMIN Lara	Martigues	2004	5.7	5.8	6.0	7.4	24.9
	DEL CONSOLE Stella	Apprieu	2003	5.9	6.5	5.5	7.0	24.9
41	CRIADO Alicia	Martigues	2004	5.7	5.8	5.9	7.4	24.8
42	ANXIONNAZ Ilona	Bourg St Maurice	2002	6.2	6.2	5.9	6.4	24.7
43	SOUCHELEAU Carla	Marcy Charbonnières	2003	6.6	6.3	5.8	5.9	24.6
	CASTRO Clemence	Apprieu	2004	5.8	6.7	5.5	6.6	24.6
	BONNET Léane	Oullins	2004	5.5	6.9	5.7	6.5	24.6
	OUZEAU Justine	Bourg St Maurice	2002	4.9	6.7	6.1	6.9	24.6
47	DUBOIS Emma	Trets 4	2004	5.3	5.8	6.6	6.8	24.5
48	BOUCHERY Lise	Gerland Mouche	2004	6.1	5.4	6.0	6.8	24.3
	FATNASSI Shana	Gerland Mouche	2003	5.4	6.0	5.7	7.2	24.3
	COMBE Coline	Apprieu	2004	6.0	5.9	6.1	6.3	24.3
	MOTIKIAN Eva	Oullins	2005	5.9	5.8	5.6	7.0	24.3
	TABARD Romane	St Just St Rambert	2002	6.6	6.0	5.1	6.6	24.3
53	MONACHINO Clara	Vinay 1	2002	5.4	5.7	5.9	7.2	24.2
	BOUNOUARA Myriam	Meyzieu	2002	5.1	6.3	6.1	6.7	24.2
	JOURJON Cassandra	St Just St Rambert	2004	5.2	6.8	5.3	6.9	24.2
	FRASCONE Célia	Mions	2002	5.8	6.0	5.8	6.6	24.2
57	RAGANYI Noelia	Martigues	2002	5.3	6.1	5.9	6.8	24.1
	LEONE Lola	Vinay 1	2003	5.6	6.7	4.8	7.0	24.1
59	VANDERSTRAETEN Mathilde	Marcy Charbonnières	2004	5.6	6.4	5.3	6.7	24.0
60	MAITREJEAN Lise	Vaulx en Velin	2003	5.7	5.8	6.0	6.4	23.9
61	HAJJI Sabrina	Meyzieu	2003	5.0	6.4	5.9	6.5	23.8
62	MESSIN Juliette	Trets 4	2003	5.2	6.4	5.9	6.0	23.5
63	SCOTTI Ludyvine	Trets 4	2002	5.8	5.8	5.8	6.0	23.4
	JACQUEMONT Ophélie	St Just St Rambert	2004	6.6	6.0	4.8	6.0	23.4
65	MIRIBEL Clémentine	Mions	2002	5.8	5.2	6.0	6.2	23.2
66	BARBIER Emma	Oullins	2002	5.8	5.7	5.3	6.2	23.0
	GARCIA Laetitia	Mions	2002	5.7	5.5	6.0	5.8	23.0
68	JANVIER Ketsya	Vinay 1	2003	5.1	5.8	4.7	7.1	22.7
	MALLER Sophia	St Just St Rambert	2003	6.1	5.6	4.6	6.4	22.7
70	MARCHAND Jade	Vinay 1	2002	5.5	4.9	5.2	7.0	22.6
71	PASTOR Bérénice	Oullins	2002	5.1	5.3	5.7	6.1	22.2
72	PRODHOMME Ines	Vaulx en Velin	2003	5.7	4.7	5.9	5.3	21.6
73	FERVEL Zoé	Trets 4	2002	5.0	5.6	4.3	5.9	20.8
74	GHREBA Jade	St Just St Rambert	2002	5.2	5.6	5.0	3.9	19.7
75	PLANTIER Clea	Vaulx en Velin	2003	0.0	6.3	5.7	6.7	18.7

6. FEMININ NIVEAU8 11 + . SA_DA (individuels)

6.1. Résultats par équipes

	Equipe	Club					Total
1	Marseille	13--Salto La Barasse	24.3	24.9	27.0	28.2	104.4
2	Allex	26--SG Allex	25.6	25.4	24.2	27.9	103.1
3	Bourg St Maurice	73--BSM Gym Bourg St Maurice	25.0	24.8	23.4	29.2	102.4
4	St Priest	69--GA Saint Priest	23.7	23.9	24.5	28.6	100.7
5	Serrières en Chautagne	73-- ASCEC USEP	23.4	23.8	24.0	27.1	98.3
6	Simiane-Collongue	13--Simiane-Collongue	23.0	24.5	25.7	27.1	97.3 (3.0)

6.2. Résultats individuels

	Gymnaste	Equipe	Annee					Total
1	GOMBERT Calypso	Marseille	2000	7.2	7.0	6.9	7.3	28.4
2	FERRANDEZ Clara	Allex	1997	7.0	6.6	5.8	7.2	26.6
3	CHANUT Mathilde	Allex	2001	6.0	6.6	6.5	7.0	26.1
	MONTI Anaëlle	Simiane-Collongue	2000	5.9	6.3	6.9	7.0	26.1
5	IVES Laury	Marseille	1999	5.7	6.0	7.2	7.1	26.0
6	ALLARDON Mathilde	St Priest	1998	5.8	6.2	6.7	7.1	25.8
	COMBALIE Lola	Bourg St Maurice	2000	6.6	6.1	5.9	7.2	25.8
8	CHANAL Justine	Allex	2001	6.6	6.3	6.2	6.5	25.6
9	MANZONI Emilie	St Priest	1995	6.2	5.5	6.6	7.1	25.4
	COSNARD Azeline	Bourg St Maurice	1999	6.3	6.5	5.0	7.6	25.4
11	BRUNET Sarah	Marseille	2001	5.0	6.4	6.9	6.9	25.2
	GUIGNET Slohane	Serrières en Chautagne	1996	5.7	6.6	6.3	6.6	25.2
13	APERS Adeline	Serrières en Chautagne	1998	5.7	6.4	6.4	6.6	25.1
	BENHAMOU Estelle	Simiane-Collongue	1999	5.7	6.0	6.4	7.0	25.1
15	STAEBLER Célèn	St Priest	2000	5.8	5.9	5.8	7.5	25.0
16	ABONDANCE Alexandrine	Bourg St Maurice	1999	5.6	5.8	6.3	7.2	24.9
	EUSTACHE Marie	Bourg St Maurice	2000	6.5	5.7	5.5	7.2	24.9
18	LECADRE FLAVIANO Jeanne	Simiane-Collongue	1999	6.0	6.4	6.1	6.2	24.7
19	RACHADI Maryse	St Priest	1999	5.9	6.3	5.4	6.9	24.5
20	CAGNON Lisa	Serrières en Chautagne	1999	5.7	6.2	5.7	6.8	24.4
21	PEYRARD Margaux	Allex	1999	5.2	5.9	5.7	7.2	24.0
22	JACQUEMOD Charlotte	Bourg St Maurice	2000	5.6	6.3	5.5	6.5	23.9
	BORG Coralie	Simiane-Collongue	1999	5.4	5.8	6.3	6.4	23.9
	FEBVRE Lea	Simiane-Collongue	1996	5.4	5.8	6.0	6.7	23.9
25	CONTAUX Charlene	Marseille	2001	5.6	5.5	5.8	6.9	23.8
26	MECHAAL Maroua	Serrières en Chautagne	2001	6.1	4.6	5.6	7.1	23.4
27	GUICHARD Chloé	Marseille	2000	5.8	4.7	6.0	6.6	23.1
	ROUX Estelle	Bourg St Maurice	1997	5.4	5.9	5.7	6.1	23.1
29	PERIGNAC Manon	Allex	1998	6.0	5.2	4.7	6.5	22.4
30	JEUNE Camille	Allex	2001	5.5	4.8	5.6	6.1	22.0
31	DUPONT Alicia	Marseille	1997	5.6	5.0	5.6	5.2	21.4
32	CHATILLON Aline	Serrières en Chautagne	2001	5.9	3.3	4.6	6.6	20.4