













Résultats de la compétition
Régionaux
LA MONTAGNE
16 & 17 MARS 2013

2. MASCULIN NIVEAU5 11 + . SA_DA (B) (individuels)

2.1. Résultats par équipes

	Equipe	Club							Total
1	AEPR	REZE	26.6	26.8	28.8	28.2	28.0	30.6	169.0

2.2. Résultats individuels





	Gymnaste	Equipe	Anne e							Total
1	SAIZ Alan	AEPR	2000	6.8	6.8	7.0	7.3	6.9	7.8	42.6
2	SAUNIER Rémi	AEPR	1997	6.3	7.0	7.2	6.8	7.0	7.9	42.2
3	FRANCOIS Xavier	AEPR	1999	6.4	6.5	7.5	6.9	7.2	7.0	41.5
4	BOUDEAU Simon	AEPR	2000	7.1	6.5	7.0	7.1	6.9	6.8	41.4
5	AILLERIE Thomas	AEPR	1999	5.9	6.1	7.1	6.9	6.4	7.9	40.3
6	GOBIN Josselin	AEPR	1997	5.9	6.2	6.3	6.3	6.8	6.5	38.0

3. FEMININ NIVEAU6 11 + . SA_DA (B) (individuels)

3.1. Résultats par équipes

	Equipe	Club					Total
1	LA BERNERIE 3	LA BERNERIE	28.3	29.7	29.6	29.0	116.6
2	AEPR	REZE	27.5	28.3	28.7	30.3	114.8
	ALCB 1	BOUGUENAI	27.7	25.4	31.2	30.5	114.8
4	AGPV	VIGNEUX	26.6	24.4	27.6	31.3	109.9
5	LA BERNERIE 1	LA BERNERIE	27.1	24.7	27.9	29.1	108.8
6	ALPC	ORVAULT	27.7	24.9	27.8	25.6	106.0
7	ALCB 2	BOUGUENAI	27.6	25.0	24.8	28.2	105.6
8	LA BERNERIE 2	LA BERNERIE	27.4	23.7	28.0	26.1	105.2
9	ALC	SAINT AIGNAN	26.6	25.4	25.6	25.8	103.4
10	ALPC	ORVAULT	5.8	5.1	0.0	5.3	16.2







3.2. Résultats individuels

	Gymnaste	Equipe	Annee					Total
1	LECHOUX Justine	LA BERNERIE 3	1995	7.2	7.6	7.8	7.8	30.4
2	TOUSSAINT Delphine	ALCB 1	1989	6.9	7.0	7.7	7.8	29.4
3	DUBIER Laurene	AEPR	1998	7.1	6.8	7.3	7.9	29.1
4	DAGAU Loryne	LA BERNERIE 3	1999	7.0	7.7	7.3	7.0	29.0
	FOUCHER Mélanie	AGPV	1999	6.8	6.7	7.5	8.0	29.0
6	JEDYNAK Marie Sophie	LA BERNERIE 1	1998	7.1	6.7	7.6	7.5	28.9
7	GIRARD PECARRERE Marion	AEPR	1998	6.9	7.4	7.2	7.0	28.5
8	HERVOUET Clémence	AEPR	1996	6.7	6.9	7.2	7.6	28.4
	CHAUVIGNE Camille	ALCB 1	1994	7.2	5.6	8.0	7.6	28.4
10	TILLY Nolwen	LA BERNERIE 3	1996	6.9	6.9	7.2	7.3	28.3
11	SAIZ Emeline	ALCB 1	1999	6.4	5.7	8.0	8.0	28.1
12	JADEAU Sandy	ALCB 1	1994	7.2	7.1	7.5	6.1	27.9
13	FAUCHEUX Eloise	ALC	1997	6.9	6.7	7.2	6.9	27.7
14	CAILLIAUX Léa	LA BERNERIE 3	1994	7.0	7.5	6.2	6.9	27.6
15	BERTAUD Lorie	AEPR	1998	5.8	7.2	7.0	7.4	27.4
	LEJENTIHOMME Léna	AEPR	1999	6.8	6.4	6.8	7.4	27.4
	LALISSE Claire	LA BERNERIE 1	1996	6.7	6.6	6.5	7.6	27.4
	DERAME Mylène	AGPV	1999	6.6	6.8	6.4	7.6	27.4
	BAUDOUX Marion	ALCB 2	1994	6.9	7.1	7.3	6.1	27.4
20	GARNAUD Léa	LA BERNERIE 2	2001	7.0	6.4	7.0	6.8	27.2
21	MEREL Elodie	ALC	1995	6.8	7.4	5.6	7.1	26.9
22	DANO Camille	ALPC	1997	7.3	5.7	6.7	7.0	26.7
23	CHARLOU Lise	AGPV	1998	6.5	6.1	6.2	7.7	26.5
	RAIMOND Léa	ALCB 2	1997	7.2	6.6	5.5	7.2	26.5
25	FLOCH Pauline	AEPR	1997	6.3	6.2	6.9	7.0	26.4
	LEDUC Pauline	ALPC	1999	6.5	6.5	7.6	5.8	26.4
27	CHATRY Constance	LA BERNERIE 3	2000	7.1	5.2	7.3	6.7	26.3
28	VISONNEAU Méganne	ALCB 2	1995	7.0	5.3	5.9	8.0	26.2
29	RIOU Barbara	ALPC	2000	6.6	6.2	7.2	5.9	25.9
30	DOUILLARD Laurie	LA BERNERIE 1	1997	6.5	5.9	6.8	6.6	25.8
31	SUPIOT Marion	LA BERNERIE 1	1996	6.8	5.3	6.9	6.7	25.7
32	DOUILLARD Justine	LA BERNERIE 1	1995	6.1	5.5	6.6	7.3	25.5
33	BERHAUT Johanna	LA BERNERIE 2	1997	6.8	4.8	7.1	6.7	25.4







34	COLIN Blandine	ALPC	1997	7.1	6.5	5.7	6.0	25.3
	VENEREAU Nolwen	LA BERNERIE 2	1999	6.6	5.5	7.2	6.0	25.3
	GRIAUD Manuela	AGPV	1998	6.6	3.6	7.1	8.0	25.3
37	LORET Priscillia	ALCB 1	1993	6.4	5.4	6.3	7.1	25.2
	ZIANI Annna	ALPC	1999	6.7	5.5	6.3	6.7	25.2
39	TALBOURDET Marine	LA BERNERIE 2	1998	7.0	4.6	6.7	6.6	24.9
40	BROSSET Laura	ALC	1998	6.9	5.2	7.3	5.3	24.7
41	BONNET Alizée	LA BERNERIE 2	1999	6.6	7.0	6.6	4.4	24.6
42	MARTINEAU Coralie	ALCB 2	1995	6.0	6.0	6.1	6.2	24.3
43	MONNIER Pauline	ALC	1999	6.0	6.1	5.5	6.5	24.1
44	ALLEAUME Marylou	ALPC	2000	6.6	5.6	5.8	5.8	23.8
45	FOURMENT Axelle	AGPV	1997	6.6	4.1	6.6	6.2	23.5
46	RABACA Amélie	LA BERNERIE 1	1997	6.0	4.7	6.2	6.4	23.3
47	HERVY Axelle	AGPV	1999	6.5	4.8	6.4	5.2	22.9
48	HARDY Célia	ALCB 1	1999	6.4	5.0	3.9	6.7	22.0
	MICHEL Salomé	LA BERNERIE 2	1999	6.5	3.8	6.3	5.4	22.0
50	DOUSSET Maeva *	LA BERNERIE 2	1999	6.5	6.2	6.5	0.0	19.2
51	DURAND Marion	ALCB 2	1993	6.5	4.7	0.1	6.8	18.1
52	PONTOIZEAU Jeanne *	LA BERNERIE 2	1999	6.5	5.2	6.1	0.0	17.8
53	DLOUHY Lucie	ALPC	2001	5.8	5.1	0.0	5.3	16.2
54	BERTIN Margaux	ALC	1996	0.1	0.1	0.1	0.1	0.4
	LE BARS Célia	ALC	1997	0.1	0.1	0.1	0.1	0.4
56	MONTOYA Mélissa	LA BERNERIE 3	1994	0.1	0.0	0.1	0.1	0.3
57	3 *	LA BERNERIE 2	0	0.0	0.0	0.0	0.0	0.0
	4 *	LA BERNERIE 2	0	0.0	0.0	0.0	0.0	0.0
	5 *	LA BERNERIE 2	0	0.0	0.0	0.0	0.0	0.0
	6 *	LA BERNERIE 2	0	0.0	0.0	0.0	0.0	0.0
	6	ALCB 2	0	0.0	0.0	0.0	0.0	0.0
		ALPC	0	0.0	0.0	0.0	0.0	0.0
	3	ALPC	0	0.0	0.0	0.0	0.0	0.0
	4	ALPC	0	0.0	0.0	0.0	0.0	0.0
	5	ALPC	0	0.0	0.0	0.0	0.0	0.0
	6	ALPC	0	0.0	0.0	0.0	0.0	0.0

4. MASCULIN NIVEAU6 9-14 ans . SA_DA (B) (individuels)

4.1. Résultats par équipes

	Equipe	Club							Total
1	AEPR	REZE	24.6	26.7	25.1	28.0	26.6	26.7	157.7

4.2. Résultats individuels





	Gymnaste	Equipe	Anne e							Total
1	GOBIN Dylan	AEPR	2002	6.7	6.8	6.6	6.5	6.9	7.2	40.7
2	BONIS Pierre	AEPR	2003	5.9	6.4	6.3	7.4	7.1	6.9	40.0
3	CHATEL Aurélien	AEPR	1999	6.0	7.0	6.0	7.0	6.2	6.2	38.4
4	BARTEAU Léo Paul	AEPR	2002	6.0	6.5	5.9	6.7	6.4	6.1	37.6
5	CHAULIAC Clément	AEPR	2000	5.6	6.1	6.2	6.9	6.0	6.4	37.2
6	CUSIN Maxence	AEPR	2000	0.1	0.1	0.1	0.1	0.0	0.0	0.4

5. FEMININ NIVEAU6 9-12 ans . SA_DA (B) (individuels)

5.1. Résultats par équipes

	Equipe	Club					Total
1	AEPR	REZE	26.4	26.3	30.1	30.2	113.0
2	ALB	BOUAYE	24.9	27.0	30.1	30.1	112.1
3	AGPV	VIGNEUX	26.1	25.9	29.7	29.2	110.9
4	DOULON	DOULON	25.3	26.3	30.3	28.1	110.0
5	L'OPTIMIST	PORNIC	27.3	25.9	0.0	28.5	81.7

5.2. Résultats individuels

	Gymnaste	Equipe	Annee					Total
1	PACON Léna	AEPR	2002	6.8	7.1	7.4	7.8	29.1
2	SERIE Romane	AGPV	2000	6.7	6.8	7.7	7.2	28.4
3	ROBIN Marine	ALB	2000	6.4	6.5	7.9	7.5	28.3
4	QUETARD Julie	ALB	2002	5.3	7.4	7.6	7.7	28.0
5	LEROUX Chloé	AEPR	2001	6.2	6.3	7.7	7.5	27.7
	MERCEREAU Perrine	ALB	2000	6.3	7.3	6.9	7.2	27.7
7	LECLERC Adèle	DOULON	2000	6.6	7.0	8.0	5.8	27.4
8	CURY Ophéline	AEPR	2000	5.7	6.2	7.7	7.6	27.2
	WYPYCH Fantine	AGPV	2000	6.0	6.1	7.6	7.5	27.2
	DECLERCQ Manon	DOULON	2002	6.4	5.9	7.6	7.3	27.2
11	BAUDRY Capucine	AGPV	2001	6.0	6.3	7.5	7.3	27.1
12	RAKOTO Camille	DOULON	2002	6.0	6.1	7.2	7.7	27.0
13	TALBI Sakhina	AEPR	2001	6.8	5.7	7.3	7.1	26.9
	GUILLOU Marine	DOULON	2001	5.9	6.8	7.4	6.8	26.9
15	BARAUD Anouck	AEPR	2001	6.5	6.7	6.6	6.9	26.7
16	FOURMENT Clémence	AGPV	2001	6.2	6.5	6.7	7.2	26.6
17	ROULAND Louann	AGPV	2000	6.7	5.6	6.9	7.1	26.3
	VENIEN Nina	DOULON	2001	6.3	6.4	7.3	6.3	26.3
	RIMASSON Camille	ALB	2000	6.4	5.8	7.0	7.1	26.3
20	CREMET Mélodie	AEPR	2002	6.3	6.0	6.6	7.3	26.2
21	MILLIENNE Clara *	AGPV	2001	6.1	6.0	6.6	7.3	26.0
22	RENAULT Jeanne	AGPV	2000	6.5	6.3	6.8	6.3	25.9
23	FRADIN PACAUD Océane	ALB	2000	5.8	5.3	7.0	7.4	25.5
24	POTIRON Nolwenn *	ALB	2000	5.7	4.9	6.9	6.6	24.1
25	BENAI TEAU Clémence	L'OPTIMIST	2001	7.4	7.6	0.0	7.8	22.8
26	LANICOS Eléonore	ALB	2000	0.0	5.2	7.6	7.5	20.3
27	MARIOT Chloé	L'OPTIMIST	2001	6.9	5.9	0.0	7.3	20.1
28	DRAOULEC Océane	L'OPTIMIST	2002	6.0	6.8	0.0	6.5	19.3
29	SCHLEGEL Océane	L'OPTIMIST	2001	6.6	5.4	0.0	6.9	18.9
30	VIGNERON Lisa	L'OPTIMIST	2002	6.4	5.6	0.0	6.3	18.3
31	LACHUER Anne	DOULON	2002	0.1	0.0	0.1	0.1	0.3
	MEUNIER Emma	L'OPTIMIST	2001	0.1	0.1	0.0	0.1	0.3
33	2 *	AGPV	0	0.0	0.0	0.0	0.0	0.0
	3 *	AGPV	0	0.0	0.0	0.0	0.0	0.0
	4 *	AGPV	0	0.0	0.0	0.0	0.0	0.0
	5 *	AGPV	0	0.0	0.0	0.0	0.0	0.0
	6 *	AGPV	0	0.0	0.0	0.0	0.0	0.0
	ZINADER Anais *	L'OPTIMIST	2002	0.0	0.0	0.0	0.0	0.0





2	*	L' OPTIMIST	0	0.0	0.0	0.0	0.0	0.0
3	*	L' OPTIMIST	0	0.0	0.0	0.0	0.0	0.0
4	*	L' OPTIMIST	0	0.0	0.0	0.0	0.0	0.0
5	*	L' OPTIMIST	0	0.0	0.0	0.0	0.0	0.0
6	*	L' OPTIMIST	0	0.0	0.0	0.0	0.0	0.0
2	*	ALB	0	0.0	0.0	0.0	0.0	0.0
3	*	ALB	0	0.0	0.0	0.0	0.0	0.0
4	*	ALB	0	0.0	0.0	0.0	0.0	0.0
5	*	ALB	0	0.0	0.0	0.0	0.0	0.0
6	*	ALB	0	0.0	0.0	0.0	0.0	0.0

6. FEMININ NIVEAU5 11 + . SIMPLE_APPARTENANCE (B) (individuels)

6.1. Résultats par équipes

	Equipe	Club					Total
1	AEPR	REZE	26.1	33.3	30.0	30.5	119.9
2	ALPC	ORVAULT	27.2	33.1	27.4	30.7	118.4
3	DOULON 1	DOULON	26.0	30.1	29.7	30.5	116.3
4	ALC	SAINTE AIGNAN	26.5	27.9	26.9	30.5	111.8
5	AGPV 2	VIGNEUX	25.7	30.0	27.2	27.2	110.1
6	AGPV 1	VIGNEUX	27.2	28.9	25.2	26.6	107.9
	DOULON 2	DOULON	23.6	30.0	26.5	27.8	107.9





6.2. Résultats individuels

	Gymnaste	Equipe	Annee					Total
1	RIALLAND Prisca	AEPR	1987	6.7	8.7	8.0	8.0	31.4
2	DANIEL Elodie	ALPC	1995	6.6	8.4	7.4	7.8	30.2
3	PENEAU Sarah	AEPR	1988	6.5	8.3	7.5	7.6	29.9
4	ROESCH Annika	DOULON 1	1999	6.5	7.7	7.8	7.7	29.7
5	HADDAD Emma	DOULON 1	1999	6.2	7.8	7.3	8.1	29.4
6	MARCHAND Lola	ALPC	1998	7.2	7.9	7.1	7.1	29.3
	POUCLET Chloé	AEPR	1991	6.5	8.3	7.2	7.3	29.3
8	PARSON Solène	AEPR	1995	6.3	8.0	7.3	7.6	29.2
9	ARZEL Virginie	ALPC	1998	6.0	8.5	6.9	7.5	28.9
10	HAMON Ameline	ALC	1999	7.0	6.9	7.1	7.8	28.8
11	DANIEL Cécile	ALPC	1995	6.7	8.3	6.0	7.7	28.7
12	JOSSET Nolwenn	DOULON 1	1996	6.5	7.2	7.9	7.0	28.6
	LESCOP Justine	AGPV 2	1996	6.5	7.5	7.3	7.3	28.6
14	COUCHELLOU Morgane	ALC	1994	6.9	7.8	5.3	8.0	28.0
	FLEOUTER Chloé	DOULON 2	1998	5.8	7.8	6.9	7.5	28.0
16	POIDEVIN Alix	AGPV 1	1997	6.5	8.1	6.0	7.3	27.9
17	COLIN Maéva	DOULON 1	1995	6.5	7.4	6.5	7.4	27.8
18	RICHARD Aurélie	DOULON 1	1987	6.5	7.1	6.7	7.3	27.6
19	DENIS Chloé	AGPV 1	1997	7.1	7.3	5.9	6.9	27.2
20	GAUTHIER Enora	DOULON 2	1998	6.1	7.7	6.5	6.8	27.1
	TISON Nolwen	AGPV 2	1996	6.1	7.7	7.1	6.2	27.1
22	DE SAINT PAUL Solène	ALPC	1998	6.7	7.4	5.3	7.5	26.9
	EON Jessica	ALC	1993	6.5	6.8	6.2	7.4	26.9
	DUVERT Maelys	ALC	1997	6.1	6.4	7.1	7.3	26.9
25	CASTAGNE Léa	ALPC	1997	6.5	6.7	5.9	7.7	26.8
26	SERRIE Marine	AGPV 1	1997	7.0	7.0	6.2	6.2	26.4
	RENAUD Laura	AGPV 1	1996	6.6	6.5	7.1	6.2	26.4
28	DURAND Clara	AEPR	1996	6.4	6.5	6.4	6.7	26.0
29	DURAND Faustine	DOULON 2	1998	5.7	7.9	5.5	6.5	25.6
30	AUDUREAU Manon	DOULON 1	1999	5.9	6.6	6.0	6.3	24.8
	ROUSSEL Marion	DOULON 2	1995	5.4	6.6	6.5	6.3	24.8
32	HOCHET Julie	DOULON 2	1996	6.0	4.2	6.6	7.0	23.8
33	BAUD Lucile	AGPV 1	1996	6.2	6.0	5.6	5.9	23.7
34	JIARRON Maeliss	AGPV 2	1996	5.8	5.4	6.6	5.8	23.6
35	MATEI Ysaline	ALC	1999	6.1	3.6	6.5	6.9	23.1
36	PELHATE Margaux	DOULON 2	1995	5.2	5.5	6.4	5.6	22.7





37	BERTIN Maureen	AGPV 2	1996	6.0	6.7	4.6	5.1	22.4
38	BOULOSANTE Gaelle	AGPV 2	1996	6.7	8.1	0.1	7.4	22.3
39	ADAMCZEWSKY Marie	AGPV 2	1995	6.4	3.3	6.2	6.3	22.2
40	RUHYMAN Caroline *	AGPV 2	1996	5.7	3.6	4.4	5.7	19.4
41	CADEAU Eva	AGPV 1	1996	5.6	0.1	4.6	5.5	15.8
42	DRYBURGH Nadège	ALC	1998	0.1	0.1	0.1	0.1	0.4
43	6	AEPR	0	0.0	0.0	0.0	0.0	0.0
	2 *	AGPV 2	0	0.0	0.0	0.0	0.0	0.0
	3 *	AGPV 2	0	0.0	0.0	0.0	0.0	0.0
	4 *	AGPV 2	0	0.0	0.0	0.0	0.0	0.0
	5 *	AGPV 2	0	0.0	0.0	0.0	0.0	0.0
	6 *	AGPV 2	0	0.0	0.0	0.0	0.0	0.0

7. FEMININ NIVEAU5 9-12 ans . SIMPLE_APPARTENANCE (B) (individuels)

7.1. Résultats par équipes




	Equipe	Club					Total
1	AGPV	VIGNEUX	25.6	27.7	23.2	27.1	103.6

7.2. Résultats individuels





	Gymnaste	Equipe	Annee					Total
1	DUFAY Marie	AGPV	2003	6.8	6.7	6.5	7.0	27.0
2	CHARLOU Romane	AGPV	2001	6.5	7.8	5.8	5.8	25.9
3	SIVATTE PICHON Louany	AGPV	2003	5.8	6.6	6.0	6.2	24.6
4	HASCOUET Manon	AGPV	2003	6.2	6.6	4.7	7.0	24.5
5	PERRON Axelle	AGPV	2002	6.1	4.8	4.9	6.2	22.0
6	BERNARD Léane	AGPV	2003	6.0	4.9	4.0	6.9	21.8

8. FEMININ NIVEAU5 9-14 ans . SIMPLE_APPARTENANCE (B) (individuels)

8.1. Résultats par équipes




	Equipe	Club					Total
1	L'OPTIMIST	PORNIC	27.5	33.1	27.0	29.5	117.1
2	ALB	BOUAYE	25.5	29.9	28.8	28.7	112.9
3	AGPV	VIGNEUX	25.5	30.2	26.9	29.6	112.2

8.2. Résultats individuels





	Gymnaste	Equipe	Annee					Total
1	LERAY Marie	L'OPTIMIST	2000	7.0	8.4	6.7	8.0	30.1
2	HAMON Lise	AGPV	1999	6.9	7.9	7.0	8.1	29.9
3	PIROT Jeanne	L'OPTIMIST	2000	6.8	8.5	6.7	7.1	29.1
	PIEDLIEVRE Elsa	ALB	1999	6.6	7.8	7.3	7.4	29.1
5	KOFFI Maelys	ALB	1998	6.2	7.7	7.1	7.6	28.6
6	DURANDIERE Sarah	AGPV	1998	6.3	7.9	6.7	7.4	28.3
7	RELANDEAU Charlotte	L'OPTIMIST	1999	6.5	8.0	6.8	6.9	28.2
8	MICHON Romane	L'OPTIMIST	2000	7.2	7.6	6.8	6.3	27.9
9	MALBEC Amandine	AGPV	1999	6.1	7.2	7.1	6.9	27.3
10	MARIAUD Esmeralda	L'OPTIMIST	1999	6.3	8.2	5.4	7.2	27.1
11	POTIRON Maelys	ALB	1999	5.6	7.0	7.2	7.1	26.9
12	COTTEREAU Marine	ALB	1998	6.9	7.4	6.4	6.0	26.7
13	BERTIN Sloane	AGPV	1998	6.2	6.7	6.1	7.2	26.2
14	ARCHAMBEAU Eve	L'OPTIMIST	1999	6.0	6.3	6.0	7.2	25.5
15	MINETTE Gwenaig	AGPV	1998	5.8	7.2	6.0	6.4	25.4
16	JARRON Marine *	AGPV	1999	6.1	8.2	5.2	5.6	25.1
17	LE HIR Soizic *	L'OPTIMIST	1999	5.3	8.2	3.9	7.6	25.0
18	LOUATRON Lucie	AGPV	1998	6.0	7.1	5.0	6.6	24.7
19	MANCEAU Juliette	ALB	1998	5.8	2.8	7.2	6.6	22.4
20	2 *	L'OPTIMIST	0	0.0	0.0	0.0	0.0	0.0
	3 *	L'OPTIMIST	0	0.0	0.0	0.0	0.0	0.0
	4 *	L'OPTIMIST	0	0.0	0.0	0.0	0.0	0.0
	5 *	L'OPTIMIST	0	0.0	0.0	0.0	0.0	0.0
	6 *	L'OPTIMIST	0	0.0	0.0	0.0	0.0	0.0
	2 *	AGPV	0	0.0	0.0	0.0	0.0	0.0
	3 *	AGPV	0	0.0	0.0	0.0	0.0	0.0
	4 *	AGPV	0	0.0	0.0	0.0	0.0	0.0
	5 *	AGPV	0	0.0	0.0	0.0	0.0	0.0
	6 *	AGPV	0	0.0	0.0	0.0	0.0	0.0
	6	ALB	0	0.0	0.0	0.0	0.0	0.0

9. FEMININ NIVEAU6 7-10 ans . SA_DA (B) (individuels)

9.1. Résultats par équipes

	Equipe	Club					Total
1	L'OPTIMIST	PORNIC	27.2	27.7	29.8	30.3	115.0
2	LA BERNERIE	LA BERNERIE	24.1	27.0	29.7	28.8	109.6
3	DOULON	DOULON	24.7	24.9	29.5	27.4	106.5

9.2. Résultats individuels





	Gymnaste	Equipe	Annee					Total
1	PLOTEAU Sabine	LA BERNERIE	2002	6.9	7.1	8.0	7.7	29.7
2	PAUTRAT Pauline	L'OPTIMIST	2003	7.0	8.0	6.6	7.9	29.5
3	GENDROT Meline	L'OPTIMIST	2004	6.8	7.4	7.5	7.6	29.3
4	LECORRE Cassie	L'OPTIMIST	2003	6.7	6.4	7.9	7.5	28.5
5	HAVARD Mathilde	DOULON	2002	5.7	7.1	7.5	7.5	27.8
6	PERRIER Fanny	L'OPTIMIST	2004	6.7	5.9	7.3	7.3	27.2
7	DELANOE Mathilde	LA BERNERIE	2003	5.4	7.1	7.1	7.2	26.8
8	BRUN Typhaine	DOULON	2004	6.8	6.0	7.8	6.0	26.6
9	ROESCH Madeleine	DOULON	2003	6.1	5.8	7.2	7.2	26.3
10	TRANCHANT Pauline	LA BERNERIE	2003	5.6	6.3	7.3	6.8	26.0
11	JUHEL Morgane	DOULON	2002	6.1	6.0	7.0	6.7	25.8
12	DAGAUD Lucy	LA BERNERIE	2002	6.2	5.8	6.9	6.7	25.6
13	LOIRAT Emma *	L'OPTIMIST	2003	5.8	4.5	6.7	6.7	23.7
14	DENJEAN Swane	L'OPTIMIST	2003	5.2	5.0	7.1	6.0	23.3
	LOUSSOUARN Maelis	L'OPTIMIST	2004	5.9	4.5	6.8	6.1	23.3
16	BOUREL Louna	LA BERNERIE	2002	0.1	6.5	7.3	7.1	21.0
17	METRIAU Emeline *	LA BERNERIE	2003	5.6	0.0	5.5	6.8	17.9
18	MONTOYA Lola	LA BERNERIE	2003	0.1	5.8	5.1	5.6	16.6
19	GUEBONNET Lolita	DOULON	2002	0.1	0.1	0.1	0.1	0.4
	BELBOUAB Leila	DOULON	2002	0.1	0.1	0.1	0.1	0.4
21	*	L'OPTIMIST	0	0.0	0.0	0.0	0.0	0.0
	3 *	L'OPTIMIST	0	0.0	0.0	0.0	0.0	0.0
	4 *	L'OPTIMIST	0	0.0	0.0	0.0	0.0	0.0
	5 *	L'OPTIMIST	0	0.0	0.0	0.0	0.0	0.0
	6 *	L'OPTIMIST	0	0.0	0.0	0.0	0.0	0.0
	2 *	LA BERNERIE	0	0.0	0.0	0.0	0.0	0.0
	3 *	LA BERNERIE	0	0.0	0.0	0.0	0.0	0.0
	4 *	LA BERNERIE	0	0.0	0.0	0.0	0.0	0.0
	5 *	LA BERNERIE	0	0.0	0.0	0.0	0.0	0.0
	6 *	LA BERNERIE	0	0.0	0.0	0.0	0.0	0.0

10. FEMININ NIVEAU6 9-14 ans . SA_DA (B) (individuels)

10.1. Résultats par équipes





	Equipe	Club					Total
1	AEPR	REZE	25.4	26.6	30.4	30.0	112.4
2	DOULON	DOULON	24.9	25.5	29.3	27.3	107.0
3	ALB	BOUAYE	23.0	23.2	28.9	28.6	103.7
4	AGPV	VIGNEUX	18.9	16.3	21.6	19.7	76.5

10.2. Résultats individuels





	Gymnaste	Equipe	Annee					Total
1	LECLAIR Solène	AEPR	2000	6.7	7.6	7.6	7.5	29.4
2	GUERIN Louna	AEPR	2000	5.6	6.9	7.9	7.4	27.8
3	LACHUER Zoé	DOULON	2000	6.2	7.0	6.8	7.3	27.3
4	MARSOLLIER Manon	ALB	2000	5.5	6.8	7.2	7.7	27.2
5	HAMEROUX Solenn	AEPR	2000	6.7	6.3	6.5	7.4	26.9
6	SINOUCAMILLE Camille	DOULON	2000	5.9	6.7	7.2	7.0	26.8
7	MEHDAOUI Céryne	AEPR	1999	5.9	5.8	7.3	7.6	26.6
8	GUILLOANNAE Annaelle	DOULON	1998	6.5	6.1	7.1	6.6	26.3
	LE CORRE Adèle	AGPV	1999	6.2	6.2	7.6	6.3	26.3
10	LAGUNA Noémie	AGPV	1999	6.4	5.3	7.6	6.9	26.2
11	DANG XUAN Charlotte	AEPR	1999	6.1	4.9	7.6	7.5	26.1
12	BELHAMITI Kenza	DOULON	2000	6.3	5.7	7.1	6.3	25.4
	POTTIER Zohra	ALB	2001	6.2	6.0	6.2	7.0	25.4
14	ROBERT Océane	ALB	1999	5.5	5.4	6.9	6.9	24.7
15	OLLIVIER Louise	DOULON	1999	5.2	4.9	7.9	6.4	24.4
16	GILET Léa	ALB	1998	5.8	3.8	7.0	7.0	23.6
	DUFAY Léa	AGPV	2000	6.2	4.7	6.3	6.4	23.6
18	DEFRANCE Julianne *	ALB	1998	5.6	4.9	5.7	6.9	23.1
19	TROPEE Agnès	ALB	1998	0.0	5.0	7.8	6.8	19.6
20	RICHER Amélie	ALB	1998	0.0	2.8	6.1	6.9	15.8
21	RENAUDAT Jade	AGPV	2002	0.1	0.1	0.1	0.1	0.4
22	THEBAUT Amandine	AGPV	2000	0.0	0.1	0.1	0.1	0.3
	FOUCHER Amicie	AGPV	1999	0.0	0.1	0.1	0.1	0.3
24	6	AEPR	0	0.0	0.0	0.0	0.0	0.0
	6	DOULON	0	0.0	0.0	0.0	0.0	0.0
	2 *	ALB	0	0.0	0.0	0.0	0.0	0.0
	3 *	ALB	0	0.0	0.0	0.0	0.0	0.0
	4 *	ALB	0	0.0	0.0	0.0	0.0	0.0
	5 *	ALB	0	0.0	0.0	0.0	0.0	0.0
	6 *	ALB	0	0.0	0.0	0.0	0.0	0.0

11. FEMININ NIVEAU7 11 + . SA_DA (B) (individuels)

11.1. Résultats par équipes







	Equipe	Club					Total
1	ALCB	BOUGUENAIS	23.2	23.4	27.5	27.6	101.7

11.2. Résultats individuels







	Gymnaste	Equipe	Annee					Total
1	ANCIOT Ptissem	ALCB	2000	5.6	7.3	7.1	7.2	27.2
2	MONTAGNE Célia	ALCB	1999	6.7	5.5	6.5	7.4	26.1
3	GUITTON Margaux	ALCB	2000	5.4	6.0	7.3	6.7	25.4
4	BREBION Laure Hélène	ALCB	1995	5.5	4.6	6.6	6.3	23.0
5	GASHI Elona	ALCB	2000	0.1	0.1	0.1	0.1	0.4
	LUTTON Paloma	ALCB	2000	0.1	0.1	0.1	0.1	0.4

12. MASCULIN NIVEAU5 9-14 ans . SA_DA (B) (individuels)

12.1. Résultats par équipes







	Equipe	Club							Total
1	AGPV	VIGNEUX	24.2	25.1	27.6	25.3	27.0	21.3	150.5
2	ALPC	ORVAULT	26.7	0.0	27.8	28.9	29.3	28.5	141.2
3	ALPC	ORVAULT	11.8	0.0	14.4	13.9	14.1	15.3	69.5

12.2. Résultats individuels







	Gymnaste	Equipe	Anne e							Total
1	DERRIEN Marco	AGPV	2000	6.0	6.4	7.1	6.5	7.1	6.7	39.8
2	BERNARD Youenn	AGPV	2001	6.0	6.7	6.8	6.6	7.1	4.9	38.1
3	BERANGER Tristan	ALPC	2000	6.3	0.0	6.9	7.3	7.3	7.7	35.5
4	RACINE Tom	AGPV	2001	6.5	6.1	6.2	6.6	5.4	4.6	35.4
5	COQUET Lino	ALPC	2003	6.0	0.0	7.2	6.8	7.5	7.8	35.3
6	BERRANGER Léo	ALPC	2001	5.8	0.0	7.3	7.2	7.1	7.8	35.2
7	SAVINA Baptiste	ALPC	1998	7.5	0.0	6.6	7.5	7.0	6.5	35.1
8	PERROUIN Hoel	AGPV	2003	5.7	5.1	6.9	5.3	6.8	5.0	34.8
9	PETIT Léandre	ALPC	2000	6.0	0.0	7.1	6.7	7.0	7.5	34.3
10	BERRO Quentin	ALPC	2000	6.6	0.0	6.8	6.9	7.2	6.5	34.0
11	COSSON Léo	ALPC	2001	6.3	0.0	6.9	6.9	7.3	6.5	33.9
12	BUGEL William	ALPC	1998	6.3	0.0	6.7	7.2	6.4	6.5	33.1
13	LE CLOIREC Antoine	AGPV	2003	4.7	5.7	6.8	5.6	5.2	4.7	32.7
14	FOUCHER Jimmy	AGPV	1998	4.2	5.9	6.7	5.3	6.0	4.0	32.1
15	3	ALPC	0	0.0	0.0	0.0	0.0	0.0	0.0	0.0
	4	ALPC	0	0.0	0.0	0.0	0.0	0.0	0.0	0.0
	5	ALPC	0	0.0	0.0	0.0	0.0	0.0	0.0	0.0
	6	ALPC	0	0.0	0.0	0.0	0.0	0.0	0.0	0.0

13. MASCULIN NIVEAU6 7-10 ans . SA_DA (B) (individuels)

13.1. Résultats par équipes





	Equipe	Club							Total
1	ALC	SAINTE AIGNAN	24.7	26.4	25.3	23.9	27.7	26.3	154.3
2	ALPC	ORVAULT	24.3	24.0	25.2	24.1	27.2	24.3	149.1

13.2. Résultats individuels





	Gymnaste	Equipe	Annee							Total
1	FAUCOULANCHE Thomas	ALC	2004	6.1	6.5	6.2	6.1	7.1	6.6	38.6
2	AUFFRET Simon	ALC	2004	5.7	6.5	6.6	6.5	6.9	6.2	38.4
	BORDEAU Nicolas	ALPC	2003	6.2	5.9	6.1	6.6	7.1	6.5	38.4
4	CARABEUF Jules	ALPC	2003	6.5	6.5	6.5	5.9	7.0	5.8	38.2
5	BEX Lucas	ALC	2003	6.3	6.4	6.1	5.4	6.6	5.9	36.7
	BERRO Noé	ALPC	2004	6.0	5.8	6.2	5.9	6.6	6.2	36.7
7	MORISSEAU Maxendre	ALPC	2005	5.6	5.8	6.4	5.7	6.5	5.8	35.8
8	REDOR Simon	ALC	2003	6.6	7.0	6.4	0.0	7.1	7.6	34.7
9	PERRICHET Ruben	ALPC	2005	5.5	4.7	5.4	5.0	6.3	5.7	32.6
10	RIBEIRO Joris	ALC	2003	2.2	4.9	5.3	5.9	4.9	5.8	29.0
11	DRYBURGH Théo	ALC	2002	0.1	0.0	0.1	0.1	0.1	0.1	0.5
12	6	ALPC	0	0.0	0.0	0.0	0.0	0.0	0.0	0.0

14. FEMININ NIVEAU4 11 + . SIMPLE_APPARTENANCE (B) (individuels)

14.1. Résultats par équipes

	Equipe	Club					Total
1	ALB	BOUAYE	20.2	23.1	20.7	24.8	88.8

14.2. Résultats individuels

	Gymnaste	Equipe	Annee					Total
1	AUDREN Karine	ALB	1988	7.2	7.0	7.0	8.5	29.7
2	BROCHU Eva	ALB	1995	6.6	7.6	6.8	8.3	29.3
3	PROU Méryl	ALB	1991	6.4	8.5	5.7	8.0	28.6
4	LEGUEVEL Mélissa	ALB	1994	5.2	3.9	6.9	6.0	22.0
5	RENARD Léonie	ALB	1986	0.0	0.1	0.1	0.1	0.3