

Résultats de la compétition

Demi finale nationale G1

Brunoy - Yerres





10 et 11 mai 2014

1. FEMININ NIVEAU5 9-14 ans . SA_DA (individuels)

1.1. Résultats par équipes

| | Equipe | Club |  |  |  |  | Total |
|----|------------------|---|--|---|---|---|-------|
| 1 | Chilly Morangis | 91--Cgmc | 28.6 | 31.8 | 30.3 | 32.2 | 122.9 |
| 2 | St Germain Laval | 77--GCSGL | 26.9 | 32.1 | 30.7 | 31.2 | 120.9 |
| 3 | Gargenville | 78--Espérance de gargenville | 27.6 | 30.5 | 31.1 | 31.2 | 120.4 |
| 4 | Menucourt | 95--Gym menucourtoise | 27.8 | 30.5 | 30.6 | 30.8 | 119.7 |
| | LUC gym | 59--Luc gym | 26.9 | 31.8 | 30.0 | 31.0 | 119.7 |
| 6 | Plessis paté | 91--EGPP | 28.8 | 29.4 | 29.0 | 32.3 | 119.5 |
| 7 | Athis Mons | 91--Uso Athis Mons | 27.5 | 30.3 | 30.2 | 31.3 | 119.3 |
| 8 | Montereau | 77--Cs montereau | 26.6 | 29.7 | 31.1 | 30.2 | 117.6 |
| | Yerres | 91--Gym club yerrois | 27.2 | 31.4 | 29.4 | 29.6 | 117.6 |
| 10 | Draveil | 91--sporting club draveil | 26.1 | 30.4 | 31.4 | 29.4 | 117.3 |
| | USY | 78--Union sportive des yvelines | 27.4 | 31.3 | 28.7 | 29.9 | 117.3 |
| 12 | Bailleul | 59--Avenir de bailleul | 26.3 | 29.6 | 29.3 | 31.5 | 116.7 |
| 13 | Beauchamp | 95--Arabesque gymnique Beauchamp | 25.5 | 31.5 | 29.7 | 29.9 | 116.6 |
| 14 | Lambersart | 59--SMG Lambersart | 27.1 | 29.8 | 29.5 | 30.1 | 116.5 |
| 15 | Fives | 59--St maurice fives | 26.7 | 29.4 | 30.2 | 30.0 | 116.3 |
| 16 | Chatou | 78--Chatou DynaGym | 28.3 | 28.1 | 27.5 | 32.0 | 115.9 |
| 17 | Dammarie | 77--Etoile sportive de dammarie les lys | 25.8 | 29.7 | 30.0 | 29.8 | 115.3 |
| 18 | Pontoise | 95--SPG Pontoise | 26.6 | 28.3 | 27.0 | 29.5 | 111.4 |

1.2. Résultats individuels


| | Gymnaste | Equipe | Annee |  |  |  |  | Total |
|----|-------------------|------------------|-------|--|---|---|---|-------|
| 1 | RIBEIRO Marianne | Athis Mons | 2001 | 7.5 | 8.2 | 8.2 | 7.9 | 31.8 |
| | PAILLARD Elysa | St Germain Laval | 2001 | 6.9 | 8.5 | 8.2 | 8.2 | 31.8 |
| 3 | MARROT Benedicte | Gargenville | 2000 | 7.5 | 7.9 | 8.3 | 8.0 | 31.7 |
| 4 | FOVET Alix | LUC gym | 2002 | 7.3 | 7.7 | 8.0 | 8.1 | 31.1 |
| 5 | SALMERON Louna | St Germain Laval | 2001 | 6.7 | 8.4 | 8.0 | 7.9 | 31.0 |
| 6 | POTTIN Cassandre | Plessis paté | 2001 | 7.2 | 7.8 | 7.8 | 8.1 | 30.9 |
| | GREUILLET Meghan | Chilly Morangis | 1999 | 7.3 | 8.2 | 7.3 | 8.1 | 30.9 |
| 8 | BENEZCH Maelle | Menucourt | 2001 | 7.0 | 8.0 | 8.0 | 7.8 | 30.8 |
| 9 | THEVENIN Darina | Chilly Morangis | 2000 | 7.4 | 7.7 | 7.6 | 8.0 | 30.7 |
| | PIERRE Salome | Chatou | 2001 | 7.4 | 8.1 | 7.0 | 8.2 | 30.7 |
| 11 | VARSVAUX Emma | Chilly Morangis | 2000 | 7.0 | 7.9 | 7.4 | 8.3 | 30.6 |
| 12 | LE FLOCH Liza | Plessis paté | 1999 | 6.5 | 7.9 | 7.9 | 8.2 | 30.5 |
| | BOUDA Amely | Draveil | 2000 | 6.7 | 8.3 | 7.9 | 7.6 | 30.5 |
| 14 | SVIRIDOV Nina | Dammarie | 2000 | 6.4 | 8.2 | 8.1 | 7.6 | 30.3 |
| 15 | TYPRETT Laurianne | Gargenville | 2000 | 6.7 | 7.6 | 7.9 | 8.0 | 30.2 |
| 16 | COUSIN Camille | LUC gym | 2001 | 6.7 | 8.2 | 7.6 | 7.6 | 30.1 |
| | PLANCK Lou ann | LUC gym | 2003 | 6.9 | 7.7 | 7.5 | 8.0 | 30.1 |
| 18 | DELAVIER Lou | Bailleul | 2002 | 6.8 | 7.5 | 7.7 | 8.0 | 30.0 |
| 19 | GOALES Evangeline | Fives | 1999 | 6.5 | 7.8 | 7.7 | 7.9 | 29.9 |
| 20 | PEREIRA Océane | Chilly Morangis | 1999 | 6.9 | 7.3 | 7.7 | 7.8 | 29.7 |
| 21 | DEFFORGE Juliette | Athis Mons | 1999 | 6.4 | 7.9 | 7.5 | 7.8 | 29.6 |
| | CANDAS Camille | Yerres | 2000 | 6.9 | 8.4 | 7.4 | 6.9 | 29.6 |
| | CRUBLE Pauline | Menucourt | 1999 | 6.9 | 7.4 | 7.2 | 8.1 | 29.6 |
| 24 | BOULONNOIS Emma | Beauchamp | 2000 | 6.5 | 8.2 | 7.0 | 7.8 | 29.5 |
| | PINTO Amelys | Chilly Morangis | 2000 | 6.1 | 8.0 | 7.6 | 7.8 | 29.5 |

| | | | | | | | | |
|----|---------------------|------------------|------|-----|-----|-----|-----|------|
| 26 | DENNU Caroline | Montereau | 2002 | 6.3 | 7.6 | 8.0 | 7.5 | 29.4 |
| | ROVEYAZ Clemence | Montereau | 2000 | 6.7 | 7.9 | 7.4 | 7.4 | 29.4 |
| | PELTIER Lucile | Gargenville | 2001 | 6.5 | 8.0 | 7.2 | 7.7 | 29.4 |
| | CHRISTIAENS Chloé | Bailleul | 1999 | 5.7 | 8.1 | 7.7 | 7.9 | 29.4 |
| 30 | BRETON Coraline | Montereau | 1999 | 7.0 | 7.2 | 7.5 | 7.6 | 29.3 |
| | ZANARDI Margaux | Pontoise | 2000 | 6.4 | 7.7 | 7.2 | 8.0 | 29.3 |
| | LEHOUX Zoe | Lambersart | 2002 | 7.0 | 7.8 | 7.0 | 7.5 | 29.3 |
| 33 | VAZ Ma eva | Beauchamp | 2000 | 5.5 | 7.9 | 7.9 | 7.7 | 29.0 |
| | CHAUVIN Carla | USY | 2002 | 7.2 | 8.3 | 5.9 | 7.6 | 29.0 |
| 35 | SKIKDI Chelia | Athis Mons | 1999 | 6.8 | 7.4 | 7.0 | 7.7 | 28.9 |
| | POIRIER Margaux | Yerres | 2001 | 7.2 | 7.9 | 6.5 | 7.3 | 28.9 |
| | VANDEPUTTE Leelou | Fives | 2002 | 6.4 | 6.8 | 8.0 | 7.7 | 28.9 |
| | HILLAIRET Clemence | Lambersart | 2004 | 6.5 | 7.5 | 7.6 | 7.3 | 28.9 |
| 39 | LEFEVRE Lola | Montereau | 2000 | 6.6 | 7.0 | 7.7 | 7.5 | 28.8 |
| | ROBINE Pauline | Yerres | 2000 | 6.5 | 8.3 | 7.0 | 7.0 | 28.8 |
| | VAILLANT Julie | USY | 2000 | 6.0 | 8.1 | 7.3 | 7.4 | 28.8 |
| 42 | SAMSON Cloé | Menucourt | 2001 | 7.0 | 7.1 | 7.7 | 6.9 | 28.7 |
| 43 | COSYNS Laura | Menucourt | 2001 | 6.9 | 6.5 | 7.7 | 7.5 | 28.6 |
| | GOBY Charlotte | Dammarie | 2000 | 6.5 | 7.6 | 6.7 | 7.8 | 28.6 |
| | SABRE Maelle | Lambersart | 2001 | 6.7 | 7.2 | 7.6 | 7.1 | 28.6 |
| 46 | FAURE Chloé | Yerres | 2002 | 6.5 | 6.7 | 7.5 | 7.8 | 28.5 |
| | NIAVET Sarah | USY | 2002 | 6.6 | 7.3 | 6.9 | 7.7 | 28.5 |
| 48 | SALMON Juliette | Plessis paté | 2001 | 7.0 | 6.9 | 6.5 | 8.0 | 28.4 |
| | PONE Candice | Yerres | 2001 | 6.6 | 6.8 | 7.5 | 7.5 | 28.4 |
| | KPAKPO Marine | Chatou | 2001 | 6.9 | 6.3 | 7.3 | 7.9 | 28.4 |
| 51 | SETBON Laure | Pontoise | 1999 | 6.3 | 7.6 | 6.6 | 7.8 | 28.3 |
| | ROUSSEAU Lina | USY | 2003 | 6.7 | 7.6 | 6.9 | 7.1 | 28.3 |
| | POITOU Cécilia | St Germain Laval | 2003 | 6.8 | 7.5 | 7.2 | 6.8 | 28.3 |
| | BOULLERAY Flora | Dammarie | 2003 | 6.7 | 7.6 | 7.1 | 6.9 | 28.3 |
| | DESMARETS Manon | Lambersart | 2000 | 6.2 | 7.3 | 6.9 | 7.9 | 28.3 |
| | LELEU Eugenie | Lambersart | 2002 | 6.8 | 6.8 | 7.3 | 7.4 | 28.3 |
| 57 | GERMONT Austriane | Montereau | 2000 | 6.2 | 6.5 | 7.9 | 7.6 | 28.2 |
| | KAMPF Angele | Fives | 2000 | 6.7 | 7.4 | 7.3 | 6.8 | 28.2 |
| 59 | LEÏTAO Clelia | Athis Mons | 2001 | 6.7 | 6.2 | 7.3 | 7.9 | 28.1 |
| | GOURGUES Lola | St Germain Laval | 2000 | 6.2 | 7.7 | 6.4 | 7.8 | 28.1 |
| | DA COSTA Amandine | Gargenville | 2000 | 6.3 | 7.0 | 7.7 | 7.1 | 28.1 |
| 62 | TERREIL Manon | Plessis paté | 2001 | 7.3 | 6.8 | 6.0 | 7.9 | 28.0 |
| 63 | KUKIELE Maelène | Beauchamp | 2002 | 6.3 | 7.1 | 7.3 | 7.2 | 27.9 |
| | CATIEAU Naomi | Bailleul | 1999 | 7.0 | 6.1 | 7.0 | 7.8 | 27.9 |
| | DACQUIN Margaux | Bailleul | 2002 | 5.9 | 7.3 | 6.9 | 7.8 | 27.9 |
| 66 | LEBRIS Aude | Beauchamp | 2000 | 6.6 | 8.3 | 7.4 | 5.5 | 27.8 |
| | RETROU Léa | Plessis paté | 2001 | 6.8 | 6.2 | 6.8 | 8.0 | 27.8 |
| | THIBEAULT Mathilde | Athis Mons | 1999 | 6.5 | 6.8 | 7.2 | 7.3 | 27.8 |
| | RENDETZKI Jeanne | USY | 1999 | 6.9 | 6.1 | 7.6 | 7.2 | 27.8 |
| | DUBREUCQ Marie | Fives | 2000 | 7.1 | 7.4 | 6.3 | 7.0 | 27.8 |
| | DUBAR Noemie | Lambersart | 2002 | 6.6 | 7.2 | 7.0 | 7.0 | 27.8 |
| | BIGOT Claire | Chatou | 2000 | 7.1 | 6.7 | 5.7 | 8.3 | 27.8 |
| 73 | DETTOLLENAERE Léa | Bailleul | 2000 | 6.6 | 6.7 | 6.7 | 7.7 | 27.7 |
| 74 | VIOLLET Andréane | Menucourt | 2002 | 6.6 | 8.0 | 5.5 | 7.4 | 27.5 |
| 75 | MAITRE Mathilde | Draveil | 2000 | 5.7 | 6.5 | 7.8 | 7.4 | 27.4 |
| 76 | DE BOURMONT Céleste | Pontoise | 1999 | 6.9 | 7.3 | 6.3 | 6.8 | 27.3 |
| | ROCHA Marie | Dammarie | 1999 | 6.2 | 6.2 | 7.4 | 7.5 | 27.3 |
| 78 | DORIO Eva | Plessis paté | 1999 | 7.3 | 6.5 | 6.2 | 7.2 | 27.2 |
| 79 | SALLARD Marine | Fives | 2000 | 6.2 | 6.8 | 7.2 | 6.9 | 27.1 |
| | VANDERME Anna | Chatou | 2001 | 6.9 | 6.9 | 6.4 | 6.9 | 27.1 |
| 81 | NGUYEN Camille | Draveil | 2000 | 6.8 | 4.8 | 7.5 | 7.9 | 27.0 |





| | | | | | | | | |
|-----|----------------------|------------------|------|-----|-----|-----|-----|------|
| 82 | TREDEZ Margot | Gargenville | 2001 | 6.9 | 6.0 | 6.8 | 7.1 | 26.8 |
| | BARON Clémence | Chilly Morangis | 2000 | 6.5 | 7.0 | 5.6 | 7.7 | 26.8 |
| | BOULET Emeline | Fives | 2000 | 5.8 | 6.6 | 7.0 | 7.4 | 26.8 |
| 85 | KRAWIEC Manon | Pontoise | 2002 | 7.0 | 5.7 | 6.9 | 6.9 | 26.5 |
| | DESCHODT Eugénie | LUC gym | 2000 | 6.0 | 7.0 | 6.2 | 7.3 | 26.5 |
| 87 | MICHEL Laure | Menucourt | 2000 | 6.7 | 6.6 | 7.2 | 5.9 | 26.4 |
| 88 | PERHIRIN Manon | Chatou | 2000 | 6.1 | 6.4 | 6.2 | 7.6 | 26.3 |
| 89 | PODOROJNIY Yvanna | St Germain Laval | 2001 | 6.5 | 6.7 | 6.6 | 6.4 | 26.2 |
| 90 | VIDIE Alisee | Gargenville | 2000 | 5.6 | 6.9 | 6.1 | 7.5 | 26.1 |
| 91 | BOCOS Margot | Athis Mons | 1999 | 6.1 | 5.3 | 6.9 | 7.4 | 25.7 |
| 92 | BESOMBES Julie | St Germain Laval | 2001 | 5.4 | 5.6 | 7.3 | 7.3 | 25.6 |
| 93 | PELETER-ROYO Manon | Yerres | 2002 | 6.5 | 6.0 | 6.2 | 6.3 | 25.0 |
| 94 | LEBREQUIER Emma | Beauchamp | 1999 | 6.1 | 3.3 | 7.1 | 7.2 | 23.7 |
| | LE PELTIER Perine | Dammarie | 2000 | 5.3 | 4.8 | 7.4 | 6.2 | 23.7 |
| 96 | CHAFFI Sabrina | Chatou | 2002 | 6.5 | 3.0 | 6.8 | 7.2 | 23.5 |
| 97 | ABEGA Madeline | Draveil | 2002 | 6.9 | 8.1 | 8.2 | 0.0 | 23.2 |
| 98 | MAHAMAT-TAHIR Habiba | Dammarie | 1999 | 5.3 | 6.3 | 4.6 | 6.6 | 22.8 |
| 99 | CHATELIN Léana | Beauchamp | 2000 | 4.9 | 5.5 | 5.8 | 5.8 | 22.0 |
| 100 | LELEVET Jade | Draveil | 2001 | 0.0 | 7.5 | 7.1 | 6.4 | 21.0 |
| 101 | PONCY Laurie | Draveil | 2000 | 0.0 | 5.8 | 6.3 | 6.5 | 18.6 |
| 102 | VERBRUGGE Octavie | LUC gym | 2003 | 0.0 | 8.2 | 6.9 | 0.0 | 15.1 |
| 103 | RICHARD Lola | Montereau | 2000 | 0.0 | 0.0 | 0.0 | 0.0 | 0.0 |
| | PELLETIER Margaux | Pontoise | 2000 | 0.0 | 0.0 | 0.0 | 0.0 | 0.0 |
| | PHAN Brenda | Pontoise | 2001 | 0.0 | 0.0 | 0.0 | 0.0 | 0.0 |
| | DUFOUR Pauline | USY | 2000 | 0.0 | 0.0 | 0.0 | 0.0 | 0.0 |
| | WARGNIER Estelle | LUC gym | 2002 | 0.0 | 0.0 | 0.0 | 0.0 | 0.0 |
| | DECAT Naëlle | Bailleul | 1999 | 0.0 | 0.0 | 0.0 | 0.0 | 0.0 |

2. FEMININ NIVEAU5 9-12 ans . SA_DA (individuels)

2.1. Résultats par équipes

| | Equipe | Club |  |  |  |  | Total |
|----|-----------------|-----------------------------------|---|---|---|---|-------|
| 1 | Haubourdin | 59--Haubourdin gym | 28.6 | 32.9 | 31.2 | 31.6 | 124.3 |
| 2 | Draveil | 91--sporting club draveil | 26.6 | 32.3 | 32.0 | 31.0 | 121.9 |
| 3 | Montereau | 77--Cs montereau | 26.9 | 32.7 | 30.6 | 31.2 | 121.4 |
| | Yerres | 91--Gym club yerrois | 27.4 | 32.8 | 29.9 | 31.3 | 121.4 |
| 5 | Faches | 59--Faches thumesnil | 26.3 | 32.8 | 31.6 | 30.4 | 121.1 |
| 6 | Chilly Morangis | 91--Cgmc | 27.0 | 31.6 | 32.2 | 29.5 | 120.3 |
| 7 | Rungis | 94--Rungis | 27.2 | 31.1 | 31.7 | 30.2 | 120.2 |
| 8 | A. Dreux | 28--Alliance de dreux gymnastique | 27.1 | 30.9 | 30.7 | 31.0 | 119.7 |
| 9 | Conflans | 78--Plm gym | 25.6 | 31.8 | 30.1 | 31.5 | 119.0 |
| 10 | Lieusaint | 77--AS Lieusaint Gymnastique | 26.0 | 31.7 | 28.7 | 30.3 | 116.7 |

2.2. Résultats individuels

| | Gymnaste | Equipe | Annee |  |  |  |  | Total |
|----|------------------------|-----------------|-------|--|---|---|---|-------|
| 1 | MONACO Nina | Yerres | 2002 | 7.4 | 8.5 | 7.8 | 8.1 | 31.8 |
| 2 | FOURNIER Héloïse | Haubourdin | 2003 | 7.6 | 8.3 | 7.8 | 8.0 | 31.7 |
| 3 | FAUCHEUR Fanny | Rungis | 2001 | 6.8 | 8.5 | 8.1 | 8.1 | 31.5 |
| 4 | CARBALO Lucie | Draveil | 2001 | 6.5 | 8.2 | 8.4 | 8.1 | 31.2 |
| 5 | BUISINE Clémence | Haubourdin | 2003 | 7.1 | 8.3 | 8.0 | 7.6 | 31.0 |
| 6 | CARPENTIER Kessy | A. Dreux | 2001 | 6.6 | 8.3 | 8.0 | 8.0 | 30.9 |
| | BOULARD Lou | Montereau | 2001 | 7.0 | 8.2 | 8.0 | 7.7 | 30.9 |
| | MONACO Kélyane | Yerres | 2002 | 6.9 | 8.6 | 7.7 | 7.7 | 30.9 |
| 9 | MENBRIVES Melanie | Montereau | 2001 | 6.8 | 8.2 | 7.9 | 7.9 | 30.8 |
| 10 | MENU Faustine | Haubourdin | 2003 | 6.7 | 8.1 | 7.7 | 8.2 | 30.7 |
| | BRICHET Lola | Faches | 2002 | 6.5 | 8.4 | 8.1 | 7.7 | 30.7 |
| 12 | DUPONT Camille | Faches | 2004 | 6.6 | 7.9 | 8.3 | 7.8 | 30.6 |
| 13 | LENGLART Maelle | Haubourdin | 2002 | 7.1 | 8.0 | 7.7 | 7.6 | 30.4 |
| 14 | COLLET Célya | A. Dreux | 2001 | 6.9 | 7.8 | 7.9 | 7.7 | 30.3 |
| | GIANFERMI Elisa | Draveil | 2001 | 6.8 | 8.3 | 7.8 | 7.4 | 30.3 |
| 16 | CORDONNIER Lois | Conflans | 2002 | 6.3 | 8.1 | 7.7 | 8.1 | 30.2 |
| | ROUX Lucie | Conflans | 2002 | 6.5 | 8.1 | 7.7 | 7.9 | 30.2 |
| 18 | GY Maelys | Chilly Morangis | 2002 | 6.5 | 8.2 | 7.9 | 7.5 | 30.1 |
| | PRIVE Jeannelle | Chilly Morangis | 2001 | 6.7 | 8.1 | 8.4 | 6.9 | 30.1 |
| 20 | HELIES Julie | Draveil | 2002 | 6.9 | 7.9 | 7.4 | 7.8 | 30.0 |
| | SADAT Manon | Yerres | 2002 | 6.9 | 7.9 | 7.3 | 7.9 | 30.0 |
| 22 | CONNET Djelica | Draveil | 2001 | 6.4 | 7.9 | 8.0 | 7.6 | 29.9 |
| | INACIO Elia | Rungis | 2002 | 6.9 | 7.7 | 8.0 | 7.3 | 29.9 |
| | LISSY Floriane | Haubourdin | 2003 | 6.8 | 7.8 | 7.5 | 7.8 | 29.9 |
| 25 | NOWICKI Claire | Chilly Morangis | 2002 | 6.6 | 7.3 | 8.1 | 7.7 | 29.7 |
| 26 | BOUYGE Audrey | Draveil | 2001 | 6.4 | 7.9 | 7.8 | 7.5 | 29.6 |
| | HARDY Deborah | Montereau | 2003 | 6.4 | 7.9 | 7.5 | 7.8 | 29.6 |
| | REFF Clara | Haubourdin | 2002 | 6.4 | 8.2 | 7.5 | 7.5 | 29.6 |
| | VIOLLETTE Juline | Lieusaint | 2003 | 6.4 | 7.8 | 7.4 | 8.0 | 29.6 |
| 30 | LEGROS GARNIER Sidonie | Rungis | 2001 | 6.8 | 7.9 | 7.7 | 7.1 | 29.5 |
| | DAVID Lili | Faches | 2002 | 6.3 | 8.3 | 7.5 | 7.4 | 29.5 |





| | | | | | | | | |
|----|--------------------|-----------------|------|-----|-----|-----|-----|------|
| | TENSI Naila | Faches | 2002 | 6.7 | 7.8 | 7.6 | 7.4 | 29.5 |
| 33 | PHIBEL Loretta | Montereau | 2004 | 6.5 | 8.3 | 7.2 | 7.4 | 29.4 |
| | DUPAS Maelle | Faches | 2003 | 6.4 | 7.9 | 7.6 | 7.5 | 29.4 |
| 35 | BAHON Leonie | Rungis | 2002 | 6.7 | 7.0 | 7.9 | 7.7 | 29.3 |
| | VERDEILLE Ines | Chilly Morangis | 2001 | 7.0 | 7.5 | 7.8 | 7.0 | 29.3 |
| 37 | VALENCE Ashley | Montereau | 2002 | 6.6 | 8.0 | 6.8 | 7.8 | 29.2 |
| 38 | GIRARDIN Marion | Chilly Morangis | 2001 | 6.7 | 7.8 | 7.7 | 6.9 | 29.1 |
| 39 | SMADJA Shirley | Conflans | 2001 | 6.6 | 7.7 | 7.4 | 7.3 | 29.0 |
| 40 | CHABOT Celiane | Conflans | 2002 | 6.2 | 7.9 | 7.0 | 7.8 | 28.9 |
| | THEPAULT Juliette | Faches | 2001 | 6.5 | 8.2 | 7.5 | 6.7 | 28.9 |
| 42 | LECOMPTE Margot | Chilly Morangis | 2001 | 6.6 | 7.2 | 7.7 | 7.3 | 28.8 |
| | FLORESTAN Hirina | Lieusaint | 2001 | 6.4 | 8.0 | 6.7 | 7.7 | 28.8 |
| 44 | SERAFF Vanina | Yerres | 2002 | 6.2 | 7.8 | 7.1 | 7.6 | 28.7 |
| | MOLTO-VION Chloé | Lieusaint | 2002 | 6.5 | 7.7 | 7.3 | 7.2 | 28.7 |
| 46 | LOUIFERT Mathilde | A. Dreux | 2003 | 6.5 | 7.2 | 7.3 | 7.6 | 28.6 |
| | DE CARVALHO élodie | Lieusaint | 2002 | 6.4 | 8.2 | 6.6 | 7.4 | 28.6 |
| 48 | MONINO Maroussia | A. Dreux | 2001 | 6.6 | 7.6 | 7.1 | 6.9 | 28.2 |
| 49 | BENLARBI Ines | A. Dreux | 2001 | 6.5 | 6.4 | 7.5 | 7.6 | 28.0 |
| 50 | COUSTOU Marion | A. Dreux | 2001 | 7.0 | 6.3 | 6.8 | 7.7 | 27.8 |
| 51 | LEITE Sarah | Conflans | 2002 | 6.2 | 6.4 | 7.3 | 7.7 | 27.6 |
| 52 | BERNARD Alexia | Montereau | 2002 | 5.4 | 7.7 | 6.8 | 7.1 | 27.0 |
| 53 | VIOLAS Ananelle | Rungis | 2001 | 6.4 | 6.9 | 6.6 | 6.8 | 26.7 |
| 54 | TRIBALAT Céline | Lieusaint | 2002 | 6.3 | 7.4 | 6.1 | 6.7 | 26.5 |
| 55 | PITREL Noemie | Draveil | 2001 | 6.3 | 6.2 | 6.4 | 7.5 | 26.4 |
| 56 | VENCATASAMY Matéa | Lieusaint | 2002 | 6.7 | 5.6 | 7.3 | 6.5 | 26.1 |
| 57 | GOUGET Anaïs | Yerres | 2001 | 5.8 | 7.0 | 5.4 | 7.0 | 25.2 |
| 58 | GEAIS Floriane | Yerres | 2002 | 6.1 | 6.0 | 6.1 | 5.7 | 23.9 |
| 59 | FERREZ Mia | Conflans | 2002 | 0.0 | 0.0 | 0.0 | 0.0 | 0.0 |

3. FEMININ NIVEAU4 9-14 ans . SA_DA (individuels)

3.1. Résultats par équipes

| | Equipe | Club |  |  |  |  | Total |
|----|-----------------|-----------------------------------|---|---|---|---|-------|
| 1 | Ris Orangis | 91--Union sportive de ris-orangis | 21.9 | 24.8 | 26.8 | 24.8 | 98.3 |
| 2 | Halluin | 59--Halluin | 22.0 | 25.5 | 25.6 | 25.1 | 98.2 |
| 3 | Montereau | 77--Cs montereau | 21.4 | 26.9 | 25.6 | 24.0 | 97.9 |
| 4 | Yerres | 91--Gym club yerrois | 21.1 | 25.7 | 25.3 | 23.5 | 95.6 |
| | Faches | 59--Faches thumesnil | 21.8 | 25.7 | 25.5 | 22.6 | 95.6 |
| 6 | Fresnoy | 2--La fresnoysienne | 20.8 | 25.6 | 23.7 | 24.4 | 94.5 |
| 7 | Annet sur marne | 77--Annet sur marne | 20.6 | 23.8 | 25.5 | 24.0 | 93.9 |
| 8 | LUC gym | 59--Luc gym | 20.2 | 25.3 | 23.9 | 24.3 | 93.7 |
| 9 | Andrésy | 78--Andrésy | 19.9 | 24.0 | 23.5 | 23.7 | 91.1 |
| 10 | Lambersart | 59--SMG Lambersart | 19.4 | 25.5 | 24.3 | 21.7 | 90.9 |





3.2. Résultats individuels

| | Gymnaste | Equipe | Annee |  |  |  |  | Total |
|----|---------------------|-----------------|-------|--|---|---|---|-------|
| 1 | RIVIERE Marianne | Montereau | 1999 | 7.9 | 9.2 | 8.9 | 8.1 | 34.1 |
| 2 | THOREL Lou ann | Halluin | 1999 | 7.7 | 8.9 | 8.5 | 8.3 | 33.4 |
| 3 | PIEN Emma | LUC gym | 1999 | 6.9 | 8.6 | 8.7 | 8.6 | 32.8 |
| 4 | BIKKA Lea | Faches | 2001 | 7.7 | 8.8 | 8.6 | 7.6 | 32.7 |
| 5 | DA SILVA Andrea | Ris Orangis | 2000 | 7.1 | 8.8 | 8.2 | 8.5 | 32.6 |
| 6 | NGUEMBO Melissa | Ris Orangis | 2001 | 7.2 | 8.1 | 8.8 | 8.3 | 32.4 |
| 7 | MAERTENS Orlane | Fresnoy | 2003 | 7.0 | 8.6 | 8.3 | 8.2 | 32.1 |
| 8 | LAKEHAL Lina | Montereau | 1999 | 6.9 | 8.6 | 8.4 | 8.1 | 32.0 |
| 9 | CORREAS Léa | Yerres | 1999 | 6.8 | 8.4 | 8.4 | 8.2 | 31.8 |
| 10 | DRIEUX Solène | Annet sur marne | 2000 | 6.6 | 8.3 | 8.7 | 8.1 | 31.7 |
| 11 | MARQUET Cynthia | Montereau | 2000 | 6.5 | 9.1 | 8.3 | 7.7 | 31.6 |
| | LECLERCQ Enola | Yerres | 1999 | 7.2 | 8.7 | 8.5 | 7.2 | 31.6 |
| | MANAIN Lou | Fresnoy | 2001 | 6.9 | 8.8 | 7.8 | 8.1 | 31.6 |
| 14 | CHIBRAC Line | Halluin | 2000 | 6.8 | 8.6 | 7.9 | 8.2 | 31.5 |
| 15 | AILANE Lydia | Yerres | 1999 | 7.1 | 7.8 | 8.4 | 8.1 | 31.4 |
| | GADEYNE Coline | Halluin | 2000 | 7.0 | 8.0 | 8.6 | 7.8 | 31.4 |
| 17 | PREMONT Gaëlle | Annet sur marne | 1999 | 7.0 | 7.8 | 8.4 | 8.0 | 31.2 |
| 18 | MINHOTO Cassandra | Ris Orangis | 2000 | 7.5 | 7.9 | 7.7 | 8.0 | 31.1 |
| | LEPAN Zoe | Faches | 2001 | 7.1 | 8.5 | 8.4 | 7.1 | 31.1 |
| 20 | MAERTEN Floriane | Faches | 1999 | 7.0 | 8.4 | 7.7 | 7.9 | 31.0 |
| | COUVREUR Ines | Halluin | 2000 | 7.3 | 6.6 | 8.5 | 8.6 | 31.0 |
| 22 | FAGART Charlotte | Fresnoy | 2000 | 6.9 | 7.9 | 7.6 | 8.1 | 30.5 |
| 23 | MARTEL Lena | Lambersart | 2001 | 6.3 | 7.8 | 8.6 | 7.6 | 30.3 |
| | GAUTRY Pauline | Andrésy | 1999 | 6.8 | 7.8 | 8.2 | 7.5 | 30.3 |
| 25 | DAVIN Chloe | Andrésy | 2000 | 6.6 | 7.7 | 7.6 | 8.2 | 30.1 |
| 26 | MOREL Cassandre | Lambersart | 2002 | 6.7 | 8.7 | 8.0 | 6.6 | 30.0 |
| | DI MARTINO Romane | Annet sur marne | 1999 | 6.8 | 7.7 | 8.3 | 7.2 | 30.0 |
| 28 | AFONSO Cassandra | Montereau | 2000 | 6.6 | 7.7 | 7.8 | 7.8 | 29.9 |
| | STANKIWICZ Inès | LUC gym | 2000 | 6.7 | 7.8 | 7.5 | 7.9 | 29.9 |
| 30 | DEHU Morgane | Andrésy | 1999 | 6.5 | 7.7 | 7.7 | 7.9 | 29.8 |
| 31 | POMARICO Julia | Yerres | 2001 | 6.7 | 8.6 | 7.5 | 6.9 | 29.7 |
| | STANKIEWICZ Chimène | LUC gym | 2003 | 6.5 | 8.4 | 7.0 | 7.8 | 29.7 |





| | | | | | | | | |
|----|-----------------------------|-----------------|------|-----|-----|-----|-----|------|
| 33 | LINKTEVOET SAMAIN Louise | Lambersart | 2001 | 6.4 | 8.5 | 7.2 | 7.5 | 29.6 |
| 34 | CAVALLAZZI Méline | Annet sur marne | 1999 | 6.7 | 6.7 | 8.4 | 7.6 | 29.4 |
| | LEFEBVRE Emodie | Annet sur marne | 2001 | 6.8 | 7.3 | 7.4 | 7.9 | 29.4 |
| 36 | VERBEKE Isabelle | LUC gym | 2000 | 6.6 | 8.3 | 6.7 | 7.7 | 29.3 |
| | NEVEU Marie | Andrésy | 2000 | 6.3 | 8.0 | 7.4 | 7.6 | 29.3 |
| 38 | REBIER Aurore | Faches | 2000 | 6.6 | 7.8 | 8.5 | 6.3 | 29.2 |
| 39 | DJEDJE Zoe | Ris Orangis | 2002 | 6.6 | 7.1 | 8.7 | 6.7 | 29.1 |
| | HALLE Felicie | Fresnoy | 2001 | 6.9 | 8.2 | 6.5 | 7.5 | 29.1 |
| 41 | DERNONCOURT Eve | Faches | 2000 | 6.4 | 7.9 | 7.5 | 7.0 | 28.8 |
| 42 | CERCUS Lison | Lambersart | 2000 | 6.2 | 8.3 | 7.7 | 6.4 | 28.6 |
| | FILIATRE Maelie | Andrésy | 1999 | 5.5 | 8.2 | 7.6 | 7.3 | 28.6 |
| 44 | BRAZ Maelle | Halluin | 2000 | 7.0 | 7.9 | 6.1 | 7.5 | 28.5 |
| 45 | BOFAKA Laëtitia | Yerres | 2001 | 6.2 | 8.3 | 6.6 | 7.1 | 28.2 |
| 46 | BLEUSE Alice | Fresnoy | 2000 | 6.5 | 7.7 | 6.9 | 6.7 | 27.8 |
| 47 | GERAULT Elisa | LUC gym | 1999 | 6.2 | 4.7 | 7.7 | 7.6 | 26.2 |
| 48 | SILVA Lucie | Ris Orangis | 2000 | 7.2 | 7.7 | 9.3 | 0.0 | 24.2 |
| 49 | SCATTOLINI Théa | Montereau | 2000 | 6.6 | 8.3 | 0.0 | 7.6 | 22.5 |
| 50 | HERMEZ Lisa | Lambersart | 2000 | 0.0 | 8.2 | 6.9 | 6.6 | 21.7 |

4. FEMININ NIVEAU4 9-12 ans . SA_DA (individuels)

4.1. Résultats par équipes

| | Equipe | Club |  |  |  |  | Total |
|---|-------------------|----------------------|---|---|---|---|-------|
| 1 | Faches | 59--Faches thumesnil | 26.2 | 26.4 | 25.2 | 24.5 | 102.3 |
| 2 | Brie comte robert | 77--Scbgym | 21.9 | 25.2 | 25.5 | 25.4 | 98.0 |
| 3 | Yerres | 91--Gym club yerrois | 22.6 | 24.7 | 24.2 | 25.5 | 97.0 |
| 4 | Voisins | 78--Voisins | 21.4 | 21.1 | 24.6 | 24.1 | 91.2 |

4.2. Résultats individuels

| | Gymnaste | Equipe | Annee |  |  |  |  | Total |
|----|------------------|-------------------|-------|--|---|---|---|-------|
| 1 | LEGRAND Clemence | Faches | 2001 | 10.0 | 8.7 | 8.6 | 8.2 | 35.5 |
| 2 | MANGEZ Elodie | Faches | 2001 | 8.4 | 8.9 | 7.8 | 8.2 | 33.3 |
| 3 | POUY Maylis | Brie comte robert | 2002 | 7.5 | 8.4 | 8.7 | 8.4 | 33.0 |
| | DELANGUE Emma | Faches | 2001 | 7.8 | 8.8 | 8.3 | 8.1 | 33.0 |
| 5 | LERUS Léanna | Brie comte robert | 2002 | 7.3 | 8.5 | 8.4 | 8.6 | 32.8 |
| 6 | MOWELLE Marlex | Yerres | 2002 | 6.7 | 8.4 | 8.1 | 8.6 | 31.8 |
| 7 | CHEMOUNY Eva | Yerres | 2002 | 8.7 | 6.0 | 8.2 | 8.5 | 31.4 |
| | CHERON Chloé | Brie comte robert | 2002 | 7.0 | 8.3 | 8.4 | 7.7 | 31.4 |
| | TRIOUX Erine | Faches | 2002 | 7.5 | 7.7 | 8.3 | 7.9 | 31.4 |
| 10 | DAUPHIN Ludivine | Yerres | 2002 | 7.0 | 8.1 | 7.9 | 8.3 | 31.3 |
| 11 | SPANO Auxane | Yerres | 2002 | 6.7 | 8.2 | 7.9 | 8.4 | 31.2 |
| 12 | LEPROUX Marine | Brie comte robert | 2001 | 7.1 | 7.7 | 7.3 | 8.4 | 30.5 |
| | PLANQUE Maud | Voisins | 2002 | 7.0 | 6.5 | 8.4 | 8.6 | 30.5 |
| 14 | CARRERE Maelle | Voisins | 2002 | 7.1 | 7.2 | 8.1 | 7.7 | 30.1 |
| 15 | REGIS Lindsay | Yerres | 2001 | 6.9 | 7.7 | 7.9 | 7.5 | 30.0 |
| 16 | PASCHAL Justine | Voisins | 2002 | 7.3 | 7.4 | 7.3 | 7.8 | 29.8 |
| 17 | GRANSART Chloe | Faches | 2002 | 6.7 | 7.4 | 7.8 | 6.9 | 28.8 |
| 18 | POMMERELL Kiara | Brie comte robert | 2001 | 7.0 | 6.1 | 6.8 | 7.6 | 27.5 |
| 19 | HERBAULT Emilie | Voisins | 2003 | 6.8 | 3.9 | 8.1 | 7.0 | 25.8 |
| 20 | EMMA Guerin | Voisins | 2001 | 0.0 | 0.0 | 0.0 | 0.0 | 0.0 |

5. MASCULIN NIVEAU4 9-14 ans . SA_DA (individuels)

5.1. Résultats par équipes

| | Equipe | Club | | | | | | | | Total |
|---|-----------|-------------------------------------|------|------|------|------|------|------|-------|-------|
| 1 | Orsay | 91--Caorsay | 24.6 | 22.0 | 24.9 | 22.5 | 25.9 | 23.5 | 143.4 | |
| 2 | Beauchamp | 95--Arabesque gymnique Beauchamp | 24.2 | 19.3 | 22.7 | 22.6 | 23.7 | 23.4 | 135.9 | |
| 3 | Brunoy 2 | 91--Brunoy pyramide | 23.7 | 21.2 | 23.0 | 21.0 | 24.4 | 20.4 | 133.7 | |
| 4 | Brunoy 1 | 91--Brunoy pyramide | 24.8 | 20.4 | 19.2 | 20.7 | 25.3 | 23.0 | 133.4 | |
| 5 | Rungis | 94--Rungis | 24.8 | 19.4 | 22.6 | 21.1 | 23.3 | 20.7 | 131.9 | |
| 6 | Cysoing | 59--Progres cysonien | 24.8 | 19.4 | 22.5 | 20.8 | 24.7 | 18.1 | 130.3 | |
| 7 | Houilles | 78--Avant-Garde de Houilles | 23.7 | 18.7 | 21.2 | 21.0 | 23.5 | 21.9 | 130.0 | |
| 8 | Dreux | 28--Esperance drouaise | 20.7 | 18.3 | 23.0 | 21.3 | 23.0 | 18.5 | 124.8 | |

5.2. Résultats individuels

| | Gymnaste | Equipe | Annee | | | | | | | | Total |
|----|-------------------------|-----------|-------|-----|-----|-----|-----|-----|-----|------|-------|
| 1 | TAVERNE Clement | Cysoing | 2002 | 8.7 | 7.0 | 8.9 | 7.0 | 9.3 | 7.5 | 48.4 | |
| 2 | POIRSON Quentin | Orsay | 1999 | 8.3 | 7.0 | 7.6 | 8.4 | 8.8 | 8.1 | 48.2 | |
| 3 | FAUCHIER Maxence | Beauchamp | 1999 | 8.7 | 7.0 | 8.0 | 7.9 | 8.4 | 8.0 | 48.0 | |
| 4 | MISSENARD Yanis | Orsay | 2000 | 8.1 | 7.5 | 8.7 | 7.1 | 8.7 | 7.7 | 47.8 | |
| 5 | COLLIGNON Thomas | Orsay | 2000 | 8.2 | 7.3 | 8.3 | 6.8 | 8.4 | 7.7 | 46.7 | |
| 6 | ZUBILA Eben ezer | Brunoy 1 | 2000 | 8.1 | 7.1 | 7.4 | 7.1 | 8.8 | 8.0 | 46.5 | |
| 7 | LEUILLET Aurélien | Brunoy 2 | 2001 | 8.0 | 7.1 | 7.3 | 7.2 | 8.8 | 6.8 | 45.2 | |
| | FAUCHEUR Florian | Rungis | 2003 | 8.3 | 6.9 | 7.7 | 6.9 | 8.3 | 7.1 | 45.2 | |
| 9 | BATTIN Kylian | Rungis | 2001 | 8.2 | 6.4 | 7.5 | 7.3 | 7.9 | 7.1 | 44.4 | |
| 10 | COLLIGNON Martin | Orsay | 2000 | 7.9 | 7.2 | 7.9 | 7.0 | 6.7 | 7.4 | 44.1 | |
| 11 | PRIOTON Guenael | Beauchamp | 2000 | 7.6 | 5.6 | 8.0 | 7.4 | 7.4 | 7.8 | 43.8 | |
| 12 | ZUBILA Othniel | Brunoy 2 | 2002 | 7.9 | 6.7 | 8.2 | 6.9 | 7.8 | 6.2 | 43.7 | |
| | HUMBERT Régis | Brunoy 1 | 2001 | 8.5 | 6.4 | 6.2 | 6.8 | 8.0 | 7.8 | 43.7 | |
| 14 | COURT Adrien | Houilles | 1999 | 8.0 | 6.0 | 7.4 | 6.8 | 8.3 | 7.1 | 43.6 | |
| 15 | PRIOTON Erwan | Beauchamp | 2000 | 7.2 | 6.7 | 6.7 | 7.3 | 7.7 | 7.6 | 43.2 | |
| 16 | MICHEL ETIENNE Noa | Brunoy 2 | 2001 | 7.6 | 6.3 | 7.5 | 6.9 | 7.8 | 6.8 | 42.9 | |
| 17 | DOS SANTOS Theo | Dreux | 2001 | 7.0 | 6.1 | 7.6 | 7.1 | 8.2 | 6.5 | 42.5 | |
| 18 | PICHON Alexi | Houilles | 1999 | 8.3 | 6.0 | 6.3 | 7.1 | 6.9 | 7.7 | 42.3 | |
| 19 | LEUNIS Romain | Brunoy 2 | 2001 | 7.3 | 7.1 | 6.3 | 6.8 | 7.7 | 6.8 | 42.0 | |
| | GROSJEAN David | Dreux | 2000 | 6.4 | 5.5 | 8.2 | 7.4 | 7.6 | 6.9 | 42.0 | |
| 21 | COLLAY Benoit | Brunoy 1 | 2000 | 8.2 | 6.9 | 5.1 | 6.7 | 8.5 | 6.5 | 41.9 | |
| 22 | VANGHELLE Charles | Cysoing | 2002 | 8.1 | 4.4 | 7.8 | 6.8 | 7.5 | 6.6 | 41.2 | |
| 23 | SAINTILAN Killien | Houilles | 2000 | 5.7 | 6.6 | 7.0 | 6.8 | 7.6 | 7.1 | 40.8 | |
| 24 | SIVORAVONG Bradley | Brunoy 2 | 2001 | 7.8 | 7.0 | 4.5 | 6.8 | 7.7 | 6.4 | 40.2 | |
| | VIEIRA-PINHEIRA Leo | Rungis | 2002 | 7.9 | 6.1 | 7.4 | 6.7 | 6.3 | 5.8 | 40.2 | |
| 26 | GUILLOU KEREDAN Paul | Brunoy 1 | 2000 | 7.4 | 5.5 | 5.6 | 5.6 | 8.0 | 6.3 | 38.4 | |
| 27 | SUIGNARD Maxime | Rungis | 2002 | 8.3 | 4.2 | 6.5 | 6.9 | 5.8 | 6.5 | 38.2 | |
| 28 | LENGLART Arthur | Dreux | 2001 | 6.9 | 4.7 | 6.9 | 6.8 | 7.2 | 5.0 | 37.5 | |
| 29 | GILLES Florent | Houilles | 2001 | 7.3 | 5.3 | 4.1 | 7.1 | 7.2 | 5.5 | 36.5 | |
| 30 | SEYS Antoine | Cysoing | 1999 | 8.0 | 6.4 | 5.8 | 7.0 | 7.9 | 0.8 | 35.9 | |
| 31 | LAMOTTE Liam | Brunoy 1 | 2002 | 5.2 | 4.6 | 4.0 | 6.8 | 7.4 | 7.2 | 35.2 | |
| 32 | GUILLOT Geoffrey | Houilles | 2000 | 7.4 | 6.1 | 6.8 | 0.0 | 7.6 | 6.7 | 34.6 | |

| | | | | | | | | | | |
|----|-----------------|-----------|------|-----|-----|-----|-----|-----|-----|------|
| 33 | LE TADIC Theo | Dreux | 2002 | 6.8 | 6.7 | 7.2 | 6.4 | 5.2 | 1.4 | 33.7 |
| 34 | FAURE Théo | Rungis | 2002 | 6.5 | 5.6 | 4.1 | 6.9 | 7.1 | 3.3 | 33.5 |
| 35 | COSSON Thibault | Beauchamp | 2002 | 7.9 | 0.0 | 5.0 | 6.8 | 7.6 | 5.8 | 33.1 |
| 36 | RETIF Kevin | Dreux | 2001 | 6.3 | 4.9 | 4.7 | 6.2 | 4.9 | 5.1 | 32.1 |
| 37 | ROUTIER Kellian | Cysoing | 2001 | 0.0 | 6.0 | 5.2 | 0.0 | 7.0 | 4.0 | 22.2 |
| 38 | BARBOT Martin | Cysoing | 2001 | 0.0 | 0.0 | 0.0 | 0.0 | 0.0 | 0.0 | 0.0 |

6. MASCULIN NIVEAU4 11 + . SA_DA (individuels)

6.1. Résultats par équipes

| | Equipe | Club | | | | | | | Total |
|----|-------------|----------------------------------|------|------|------|------|------|------|----------------|
| 1 | Dreux 1 | 28--Esperance drouaise | 24.2 | 26.4 | 27.3 | 25.8 | 26.3 | 22.3 | 152.3 |
| 2 | Douai | 59--Douai | 26.4 | 24.1 | 25.5 | 24.6 | 26.4 | 22.5 | 149.5 |
| 3 | Beauchamp 1 | 95--Arabesque gymnique Beauchamp | 24.6 | 24.8 | 26.6 | 24.2 | 26.4 | 22.0 | 148.6 |
| 4 | Plaisir | 78--Etoile gymnique plaisiroise | 25.3 | 23.7 | 24.7 | 26.0 | 26.4 | 21.6 | 147.7 |
| 5 | Cysoing | 59--Progres cysonien | 24.8 | 21.3 | 26.1 | 23.8 | 26.6 | 23.0 | 145.6 |
| 6 | Dreux 2 | 28--Esperance drouaise | 24.6 | 22.8 | 26.1 | 23.1 | 25.2 | 20.0 | 141.8 |
| 7 | Rungis 1 | 94--Rungis | 23.4 | 23.0 | 25.0 | 22.7 | 26.2 | 20.9 | 141.2 |
| 8 | Houilles 1 | 78--Avant-Garde de Houilles | 23.9 | 21.7 | 25.0 | 23.2 | 25.4 | 21.6 | 140.8 |
| 9 | Beauchamp 2 | 95--Arabesque gymnique Beauchamp | 24.9 | 17.7 | 24.5 | 23.9 | 25.1 | 18.7 | 134.8 |
| 10 | Pontoise | 95--SPG Pontoise | 23.5 | 19.9 | 23.1 | 22.6 | 25.1 | 18.7 | 132.9 |
| 11 | Conflans | 78--Plm gym | 23.2 | 22.4 | 23.0 | 23.3 | 23.3 | 15.2 | 130.4 |
| 12 | Gretz | 77--Gretz- Tournan | 17.9 | 20.0 | 23.0 | 23.2 | 24.7 | 15.4 | 124.2 |
| 13 | Lille CG | 59--CGLille | 23.7 | 18.2 | 22.9 | 23.7 | 22.7 | 12.5 | 123.7 |
| 14 | Andrésy | 78--Andrésy | 21.8 | 16.0 | 18.6 | 23.3 | 24.2 | 16.1 | 120.0 |
| 15 | LUC gym | 59--Luc gym | 22.5 | 17.2 | 18.2 | 22.1 | 23.1 | 16.5 | 119.6 |
| 16 | Orsay | 91--Caorsay | 21.5 | 19.2 | 21.2 | 22.2 | 24.2 | 12.7 | 118.0 (3.0) |
| 17 | Houilles 3 | 78--Avant-Garde de Houilles | 15.1 | 11.8 | 14.4 | 7.0 | 16.4 | 10.1 | 74.8 |

6.2. Résultats individuels







| | Gymnaste | Equipe | Annee | | | | | | | Total |
|----|----------------------|-------------|-------|-----|-----|-----|-----|-----|-----|-------|
| 1 | BAILLET Thomas | Plaisir | 1992 | 8.4 | 8.5 | 9.0 | 9.5 | 9.1 | 8.5 | 53.0 |
| 2 | PAULMIER Gildas | Dreux 1 | 1996 | 8.5 | 8.9 | 9.2 | 8.8 | 9.1 | 7.6 | 52.1 |
| 3 | VASSE Ludwig | Douai | 1996 | 8.9 | 7.7 | 8.0 | 9.0 | 8.8 | 8.2 | 50.6 |
| 4 | CARON Kevin | Cysoing | 1998 | 7.8 | 7.7 | 8.9 | 8.8 | 9.2 | 8.1 | 50.5 |
| 5 | TEMPELAERE Guillaume | Cysoing | 1984 | 8.9 | 8.1 | 8.8 | 7.5 | 9.1 | 7.9 | 50.3 |
| 6 | MASSE Antoine | Beauchamp 1 | 1995 | 8.3 | 7.8 | 8.4 | 8.6 | 9.0 | 7.9 | 50.0 |
| 7 | DREAN Fabien | Dreux 1 | 1993 | 8.0 | 9.1 | 9.1 | 7.5 | 8.5 | 7.3 | 49.5 |
| 8 | COASNE Francois | Douai | 1991 | 8.7 | 7.8 | 8.7 | 7.6 | 8.7 | 7.3 | 48.8 |
| 9 | PRIOTON Morgan | Beauchamp 1 | 1997 | 8.1 | 8.1 | 8.8 | 8.2 | 8.4 | 6.9 | 48.5 |
| | PAULMIER Boris | Dreux 1 | 1996 | 7.7 | 8.3 | 9.0 | 9.5 | 8.7 | 5.3 | 48.5 |
| 11 | MICHEL Victor | Houilles 1 | 1996 | 7.9 | 8.0 | 8.9 | 6.7 | 8.7 | 8.1 | 48.3 |
| 12 | COSSONET Remy | Beauchamp 1 | 1988 | 8.2 | 8.4 | 8.7 | 7.4 | 8.3 | 7.2 | 48.2 |
| | DOS SANTOS Enrick | Rungis 1 | 1981 | 7.1 | 8.8 | 8.4 | 7.7 | 8.7 | 7.5 | 48.2 |
| 14 | BOCK Jeremie | Dreux 2 | 1996 | 8.2 | 8.0 | 8.7 | 7.6 | 8.2 | 7.3 | 48.0 |
| 15 | LECOMTE Dorian | Douai | 1997 | 8.8 | 8.6 | 6.6 | 8.0 | 8.9 | 7.0 | 47.9 |
| 16 | AGULLO Leo | Plaisir | 1996 | 8.6 | 7.5 | 7.8 | 8.0 | 8.9 | 6.9 | 47.7 |
| 17 | LEGRAND Sebastien | Beauchamp 1 | 1987 | 7.4 | 8.3 | 9.1 | 7.3 | 9.0 | 6.0 | 47.1 |
| 18 | DHELENS Loic | Rungis 1 | 1998 | 8.5 | 7.3 | 8.0 | 7.3 | 9.0 | 6.2 | 46.3 |
| 19 | COURT Nicolas | Houilles 1 | 1996 | 8.3 | 5.4 | 8.7 | 8.3 | 8.4 | 7.0 | 46.1 |
| 20 | MIRA Jeremy | Pontoise | 1998 | 8.3 | 6.8 | 7.5 | 7.7 | 7.8 | 7.6 | 45.7 |
| 21 | VUITTON Guillaume | Beauchamp 2 | 1998 | 8.7 | 6.1 | 7.8 | 8.2 | 8.3 | 6.1 | 45.2 |

| | | | | | | | | | | |
|----|---------------------------|-------------|------|-----|-----|-----|-----|-----|-----|------|
| | VOGT Antoine | Dreux 2 | 1996 | 8.3 | 6.5 | 8.0 | 7.7 | 8.2 | 6.5 | 45.2 |
| 23 | COEQUYT Marvin | LUC gym | 1996 | 7.8 | 7.4 | 7.4 | 7.5 | 8.0 | 6.9 | 45.0 |
| 24 | KHAVATH Thomas | Conflans | 1997 | 8.5 | 7.7 | 7.4 | 8.7 | 7.8 | 4.8 | 44.9 |
| | BONFILS Matthieu | Pontoise | 2000 | 7.9 | 7.0 | 8.4 | 7.7 | 8.8 | 5.1 | 44.9 |
| 26 | DRABEK Maximilien | Dreux 2 | 1998 | 8.1 | 6.7 | 8.6 | 7.3 | 7.8 | 6.2 | 44.7 |
| 27 | PETIT Ylian | Plaisir | 1996 | 7.9 | 6.7 | 7.7 | 8.5 | 8.1 | 5.7 | 44.6 |
| 28 | POUBANNE Philippe | Rungis 1 | 1961 | 6.4 | 6.5 | 8.6 | 7.1 | 8.5 | 7.2 | 44.3 |
| | ROUTIER Swann | Cysoing | 1999 | 8.1 | 5.5 | 8.4 | 7.5 | 7.8 | 7.0 | 44.3 |
| | MORTREUX Clement | Douai | 1997 | 8.2 | 7.3 | 8.0 | 7.6 | 8.6 | 4.6 | 44.3 |
| 31 | PINHEIRO Corentin | Beauchamp 2 | 1994 | 7.7 | 5.4 | 8.9 | 7.5 | 7.8 | 6.5 | 43.8 |
| 32 | BENOIT-LAMAITRIE Philippe | Plaisir | 1996 | 8.3 | 4.4 | 7.9 | 7.5 | 8.4 | 6.2 | 42.7 |
| 33 | BENOIT Benjamin | Gretz | 1996 | 6.6 | 6.4 | 8.2 | 7.6 | 8.5 | 5.3 | 42.6 |
| | MICHAUD Nicolas | Andrésy | 1996 | 7.9 | 7.1 | 7.4 | 7.3 | 7.9 | 5.0 | 42.6 |
| 35 | DI MASCIO Anthony | Rungis 1 | 1992 | 7.8 | 6.9 | 7.5 | 7.7 | 7.4 | 5.2 | 42.5 |
| 36 | VITRE Yohan | Orsay | 1997 | 7.9 | 7.2 | 6.7 | 7.5 | 8.6 | 4.4 | 42.3 |
| 37 | BORIOS Guilhem | Orsay | 1998 | 7.2 | 6.8 | 6.7 | 7.6 | 7.9 | 6.0 | 42.2 |
| 38 | BOYER Léo | Houilles 1 | 1996 | 7.7 | 5.7 | 6.3 | 7.7 | 8.2 | 6.5 | 42.1 |
| | DUMINY Leo | Dreux 1 | 1996 | 6.4 | 8.4 | 6.1 | 7.5 | 6.3 | 7.4 | 42.1 |
| | SOBANSKI Pierre | LUC gym | 1998 | 7.4 | 5.4 | 7.1 | 7.2 | 8.2 | 6.8 | 42.1 |
| 41 | CHEVROT Nicolas | Conflans | 1999 | 7.4 | 7.4 | 7.7 | 6.9 | 7.8 | 4.6 | 41.8 |
| | MALLERET Simon | Conflans | 1997 | 7.2 | 7.3 | 7.9 | 6.2 | 7.7 | 5.5 | 41.8 |
| | THOMINE Valentin | Gretz | 1996 | 6.8 | 7.2 | 6.5 | 8.2 | 8.8 | 4.3 | 41.8 |
| 44 | MILESCHI Marcélio | Houilles 1 | 1996 | 6.7 | 7.1 | 6.7 | 7.2 | 8.3 | 5.5 | 41.5 |
| 45 | ALRIQUET Antoine | Houilles 3 | 1998 | 7.4 | 5.3 | 8.0 | 7.0 | 7.8 | 5.8 | 41.3 |
| 46 | SANTINI Hugo | Pontoise | 2001 | 7.3 | 6.1 | 6.9 | 7.1 | 7.5 | 6.0 | 40.9 |
| 47 | PICHON Louis | Cysoing | 1998 | 7.4 | 5.0 | 6.3 | 7.5 | 8.3 | 6.2 | 40.7 |
| 48 | LAURENT Tom | Pontoise | 1999 | 7.3 | 5.9 | 7.2 | 7.2 | 8.5 | 4.3 | 40.4 |
| 49 | KERAVEL Etienne | Houilles 1 | 1997 | 6.4 | 6.6 | 7.4 | 6.6 | 8.0 | 5.2 | 40.2 |
| | LESAINTE Maxime | Beauchamp 2 | 1993 | 8.0 | 5.8 | 7.8 | 7.4 | 8.3 | 2.9 | 40.2 |
| 51 | LEONARD Alexis | Beauchamp 2 | 1993 | 8.2 | 4.3 | 6.0 | 8.2 | 7.4 | 6.0 | 40.1 |
| 52 | IOSIF Fiodor | Rungis 1 | 1987 | 7.0 | 6.6 | 7.6 | 7.3 | 7.5 | 3.8 | 39.8 |
| | TIPP Elliott | Lille CG | 1999 | 7.7 | 6.2 | 7.2 | 7.0 | 7.4 | 4.3 | 39.8 |
| | MURATET Luc | Gretz | 1997 | 4.5 | 6.4 | 8.3 | 7.4 | 7.4 | 5.8 | 39.8 |
| 55 | DUCHADEAU Michael | Beauchamp 2 | 1986 | 5.9 | 5.8 | 7.0 | 6.2 | 8.5 | 6.1 | 39.5 |
| | MAROT Théophile | Lille CG | 1999 | 7.7 | 5.6 | 7.9 | 6.8 | 7.1 | 4.4 | 39.5 |
| 57 | GALLIOU Thomas | Lille CG | 1992 | 8.3 | 5.3 | 6.3 | 8.9 | 7.0 | 3.6 | 39.4 |
| | PELTRE Antoine | Andrésy | 1996 | 7.9 | 3.7 | 5.3 | 8.8 | 8.7 | 5.0 | 39.4 |
| 59 | CHEVROT Jerome | Andrésy | 1992 | 6.0 | 5.2 | 5.9 | 7.2 | 7.6 | 6.0 | 37.9 |
| 60 | PESCIAOLI Yohann | Cysoing | 1998 | 7.8 | 5.0 | 5.9 | 7.3 | 7.8 | 3.9 | 37.7 |
| 61 | GOREGUES Lucas | Plaisir | 1997 | 7.6 | 7.7 | 5.4 | 6.8 | 8.1 | 1.5 | 37.1 |
| 62 | GOUDENEGE Ludovic | Orsay | 1983 | 6.4 | 5.2 | 7.3 | 6.8 | 7.7 | 2.3 | 35.7 |
| 63 | COLLET Vincent | Houilles 3 | 1981 | 7.7 | 6.5 | 6.4 | 0.0 | 8.6 | 4.3 | 33.5 |
| 64 | THEBAULT Gaylord | Dreux 2 | 1981 | 0.0 | 8.1 | 8.8 | 7.8 | 8.7 | 0.0 | 33.4 |
| 65 | COQUARD Adrien | Lille CG | 1995 | 6.7 | 6.1 | 0.0 | 7.7 | 8.2 | 3.8 | 32.5 |
| 66 | SANTI Julien | LUC gym | 1990 | 7.3 | 4.4 | 3.1 | 7.4 | 5.5 | 2.8 | 30.5 |
| 67 | GAILLARD Jean-gael | Lille CG | 1997 | 0.0 | 5.9 | 7.8 | 7.1 | 7.1 | 0.0 | 27.9 |
| 68 | DUPONT Anthony | LUC gym | 2002 | 7.2 | 3.2 | 3.7 | 5.4 | 5.5 | 2.8 | 27.8 |
| 69 | DUBOIS Antoine | Orsay | 1993 | 6.3 | 0.0 | 7.2 | 7.1 | 6.0 | 0.0 | 26.6 |
| 70 | RUCKEBUSH Mathys | LUC gym | 2001 | 6.1 | 0.9 | 3.3 | 7.2 | 6.9 | 1.7 | 26.1 |
| 71 | MONSEUR Damien | Conflans | 1999 | 0.0 | 4.3 | 0.0 | 7.3 | 6.3 | 4.9 | 22.8 |
| 72 | CARNEIRO Nelson | Conflans | 1997 | 7.3 | 3.9 | 0.0 | 7.3 | 0.0 | 0.0 | 18.5 |
| 73 | WARET Quentin | Douai | 1995 | 0.0 | 0.0 | 8.8 | 0.0 | 0.0 | 0.0 | 8.8 |
| 74 | ROCCHI Eddy | Dreux 2 | 1984 | 0.0 | 0.0 | 0.0 | 0.0 | 8.3 | 0.0 | 8.3 |
| 75 | PASTEN Adolphe | Andrésy | 1979 | 0.0 | 0.0 | 0.0 | 0.0 | 0.0 | 5.1 | 5.1 |
| 76 | DURU Jean-paul | Houilles 3 | 1996 | 0.0 | 0.0 | 0.0 | 0.0 | 0.0 | 0.0 | 0.0 |
| | GAUTHIER Thomas | Dreux 1 | 1995 | 0.0 | 0.0 | 0.0 | 0.0 | 0.0 | 0.0 | 0.0 |





| | | | | | | | | | | |
|-----------------|---------|------|-----|-----|-----|-----|-----|-----|-----|-----|
| LIPOVAC Paul | Gretz | 2001 | 0.0 | 0.0 | 0.0 | 0.0 | 0.0 | 0.0 | 0.0 | 0.0 |
| PICOT Guillaume | Gretz | 1999 | 0.0 | 0.0 | 0.0 | 0.0 | 0.0 | 0.0 | 0.0 | 0.0 |
| NOLLET Kevin | Andrésy | 1988 | 0.0 | 0.0 | 0.0 | 0.0 | 0.0 | 0.0 | 0.0 | 0.0 |

7. MASCULIN NIVEAU3 11 + . SA_DA (individuels)

7.1. Résultats par équipes

| | Equipe | Club |  |  |  |  |  |  | Total |
|---|-----------|-----------------------------|---|---|--|---|---|---|-------|
| 1 | Draveil | 91--sporting club draveil | 27.1 | 22.2 | 27.6 | 25.0 | 28.7 | 24.1 | 154.7 |
| 2 | Rungis | 94--Rungis | 26.1 | 18.9 | 22.5 | 23.1 | 25.7 | 23.4 | 139.7 |
| 3 | Wasquehal | 59--Esperance wasquehal gym | 25.8 | 20.5 | 22.6 | 23.2 | 22.4 | 21.3 | 135.8 |
| 4 | Orsay | 91--Caorsay | 17.7 | 11.1 | 25.1 | 16.4 | 16.0 | 14.2 | 100.5 |

7.2. Résultats individuels





| | Gymnaste | Equipe | Année |  |  |  |  |  |  | Total |
|----|--------------------|---------------------------|-------|---|--|---|---|---|---|-------|
| 1 | DUBAN Ryan | Draveil | 1993 | 8.8 | 7.5 | 9.5 | 8.9 | 9.6 | 8.0 | 52.3 |
| 2 | MATEUS Vincent | Draveil | 1995 | 9.4 | 7.3 | 9.4 | 8.6 | 9.5 | 7.7 | 51.9 |
| 3 | VIALA Cyril | Draveil | 1993 | 8.4 | 7.4 | 8.2 | 7.2 | 8.5 | 8.4 | 48.1 |
| 4 | BOULET Stéphane | Orsay | 1988 | 9.4 | 4.8 | 9.3 | 8.4 | 9.1 | 7.0 | 48.0 |
| 5 | LAVENET Romain | Rungis | 1989 | 8.4 | 5.6 | 8.8 | 8.5 | 8.6 | 7.5 | 47.4 |
| 6 | LALLAU Maxime | Wasquehal | 1996 | 9.0 | 6.2 | 8.4 | 7.6 | 7.8 | 7.6 | 46.6 |
| 7 | PEREZ Paul | Wasquehal | 1998 | 8.7 | 6.3 | 7.5 | 7.9 | 8.2 | 7.9 | 46.5 |
| 8 | MATEUS Romain | Draveil | 1993 | 8.9 | 6.8 | 8.7 | 7.5 | 9.6 | 4.8 | 46.3 |
| 9 | PLANCQ Arthur * | LUC gym 1 (indiv) (indiv) | 1998 | 9.4 | 5.2 | 8.2 | 7.4 | 7.4 | 7.3 | 44.9 |
| 10 | LEYLEKIAN Roméo | Orsay | 1997 | 8.3 | 6.3 | 8.1 | 8.0 | 6.9 | 7.2 | 44.8 |
| 11 | LEHTOVIRTA Quentin | Rungis | 1989 | 8.8 | 6.7 | 6.5 | 7.2 | 6.9 | 8.1 | 44.2 |
| 12 | NEMETH Antoine | Wasquehal | 1994 | 8.1 | 8.0 | 6.7 | 7.7 | 6.4 | 5.8 | 42.7 |
| 13 | THAVIOT Matthieu | Rungis | 1987 | 8.9 | 4.2 | 0.0 | 7.4 | 8.7 | 7.8 | 37.0 |
| 14 | NOUET Yoann | Rungis | 1992 | 5.9 | 6.6 | 7.2 | 0.0 | 8.4 | 0.0 | 28.1 |
| 15 | JARDIN Alexis | Orsay | 1992 | 0.0 | 0.0 | 7.7 | 0.0 | 0.0 | 0.0 | 7.7 |
| 16 | LAMPE Kevin | Draveil | 1994 | 0.0 | 0.0 | 0.0 | 0.0 | 0.0 | 0.0 | 0.0 |
| | FICHERA Hugo | Orsay | 1991 | 0.0 | 0.0 | 0.0 | 0.0 | 0.0 | 0.0 | 0.0 |
| | MIGNE Baptiste | Orsay | 1992 | 0.0 | 0.0 | 0.0 | 0.0 | 0.0 | 0.0 | 0.0 |
| | LIAGRE Francois | Wasquehal | 1986 | 0.0 | 0.0 | 0.0 | 0.0 | 0.0 | 0.0 | 0.0 |
| | PREZ Nicolas | Wasquehal | 1988 | 0.0 | 0.0 | 0.0 | 0.0 | 0.0 | 0.0 | 0.0 |

8. FEMININ NIVEAU4 11 + . SA_DA (individuels)

8.1. Résultats par équipes

| | Equipe | Club |  |  |  |  | Total |
|----|-----------------|--------------------------------------|--|---|---|---|-------|
| 1 | Hénin beaumont | 62--Hénin Beaumont amicale laïque | 25.2 | 27.2 | 25.9 | 25.5 | 103.8 |
| 2 | Pontoise 2 | 95--SPG Pontoise | 22.7 | 26.9 | 24.9 | 25.3 | 99.8 |
| | Lambersart 2 | 59--SMG Lambersart | 23.7 | 26.3 | 25.9 | 23.9 | 99.8 |
| 4 | Beauvais | 60--La Vaillante | 23.4 | 26.7 | 23.6 | 24.7 | 98.4 |
| | Loos | 59--Loos | 21.5 | 27.1 | 25.2 | 24.6 | 98.4 |
| 6 | Bray | 77--Club sportif braytois | 22.9 | 26.8 | 24.3 | 24.3 | 98.3 |
| 7 | Chevry Cossigny | 77--A.s chevry gym | 22.7 | 25.4 | 24.8 | 25.3 | 98.2 |
| 8 | Conflans | 78--Plm gym | 21.2 | 25.5 | 24.8 | 25.1 | 96.6 |
| 9 | Voisins 1 | 78--Voisins | 21.2 | 25.8 | 23.1 | 24.8 | 94.9 |
| 10 | Draveil | 91--sporting club draveil | 20.7 | 24.5 | 23.9 | 25.7 | 94.8 |
| 11 | Lambersart 1 | 59--SMG Lambersart | 22.4 | 25.5 | 22.6 | 24.1 | 94.6 |
| 12 | Rungis | 94--Rungis | 20.4 | 25.4 | 24.6 | 24.1 | 94.5 |
| 13 | Ecuelles | 77--Adsce gym | 21.9 | 24.2 | 22.8 | 24.4 | 93.3 |
| 14 | Pontoise 1 | 95--SPG Pontoise | 21.1 | 23.2 | 21.6 | 24.4 | 90.3 |
| 15 | Champigny | 94--RSCChampigny gym | 21.6 | 23.1 | 22.4 | 22.6 | 89.7 |
| 16 | Plessis paté | 91--EGPP | 22.5 | 21.1 | 22.3 | 23.1 | 89.0 |

8.2. Résultats individuels

| | Gymnaste | Equipe | Annee |  |  |  |  | Total |
|----|-----------------------|-----------------|-------|--|---|---|---|-------|
| 1 | DIOT VASCHY Eva | Beauvais | 1986 | 8.4 | 9.5 | 8.6 | 8.5 | 35.0 |
| 2 | COMMENGE Fanny | Pontoise 2 | 1993 | 7.9 | 9.3 | 8.2 | 8.8 | 34.2 |
| | JOVENET Aglae | Hénin beaumont | 1998 | 8.8 | 9.1 | 7.9 | 8.4 | 34.2 |
| 4 | MOREL Camille | Lambersart 2 | 1996 | 8.4 | 9.2 | 8.8 | 7.5 | 33.9 |
| | BATATA Adeline | Hénin beaumont | 1996 | 7.9 | 9.0 | 8.6 | 8.4 | 33.9 |
| 6 | WIDHEM Alexandra | Hénin beaumont | 1999 | 7.4 | 9.1 | 8.6 | 8.7 | 33.8 |
| 7 | DEVLEESSCHAUWER Ines | Lambersart 2 | 1997 | 7.6 | 8.9 | 8.4 | 8.8 | 33.7 |
| 8 | DEBRUYNE Julie | Loos | 2001 | 7.8 | 9.2 | 8.3 | 8.3 | 33.6 |
| 9 | YOUSFI Telly | Hénin beaumont | 1998 | 8.4 | 8.8 | 8.7 | 7.6 | 33.5 |
| 10 | DAVID Helene | Plessis paté | 1991 | 8.3 | 8.2 | 8.2 | 8.6 | 33.3 |
| | DOUILLARD Loiscia | Bray | 2001 | 7.8 | 9.1 | 8.3 | 8.1 | 33.3 |
| 12 | GIRARD Anne | Bray | 1992 | 7.8 | 9.1 | 8.2 | 7.9 | 33.0 |
| 13 | HERMEZ Lea | Lambersart 1 | 1998 | 7.4 | 8.5 | 8.4 | 8.5 | 32.8 |
| 14 | MARCHIORI Claire | Rungis | 1985 | 7.1 | 8.6 | 8.6 | 8.4 | 32.7 |
| 15 | HUET Marie | Chevry Cossigny | 1989 | 7.5 | 7.9 | 8.6 | 8.6 | 32.6 |
| 16 | FALLOT Margot | Conflans | 1995 | 7.2 | 8.8 | 7.9 | 8.5 | 32.4 |
| | VOLT Zoe | Lambersart 1 | 1997 | 8.2 | 9.2 | 7.1 | 7.9 | 32.4 |
| 18 | GHIRINGHELLI Charline | Conflans | 1993 | 6.6 | 8.5 | 8.7 | 8.5 | 32.3 |
| | BEAULIEU Clara | Chevry Cossigny | 1996 | 7.6 | 8.4 | 7.7 | 8.6 | 32.3 |
| | GALLET Sarah | Hénin beaumont | 1999 | 8.0 | 8.9 | 7.3 | 8.1 | 32.3 |
| 21 | MANCHE Celine | Lambersart 2 | 1997 | 7.7 | 8.2 | 8.7 | 7.6 | 32.2 |
| 22 | FAFIN Elsa | Ecuelles | 1998 | 7.0 | 8.5 | 7.9 | 8.6 | 32.0 |
| 23 | LOUVET Marie | Voisins 1 | 1998 | 7.3 | 8.4 | 7.7 | 8.5 | 31.9 |
| | LEMIRE Delphine | Bray | 1991 | 7.3 | 8.6 | 7.8 | 8.2 | 31.9 |
| | ARONDAL Stacy | Loos | 1992 | 6.9 | 9.0 | 7.7 | 8.3 | 31.9 |

| | | | | | | | | |
|----|--------------------|-----------------|------|-----|-----|-----|-----|------|
| 26 | SUARD Margot | Pontoise 2 | 1991 | 7.1 | 8.4 | 8.3 | 7.9 | 31.7 |
| | RAMSAMY Shirley | Beauvais | 1991 | 7.7 | 8.9 | 7.0 | 8.1 | 31.7 |
| 28 | CHEVALEYRE Aurélie | Chevry Cossigny | 1998 | 6.9 | 8.5 | 8.2 | 8.0 | 31.6 |
| 29 | NOVOA Marion | Pontoise 2 | 1992 | 7.0 | 7.9 | 8.4 | 8.2 | 31.5 |
| 30 | SAILLY Audrey | Conflans | 1986 | 6.9 | 8.2 | 8.2 | 8.1 | 31.4 |
| | HENRY Marielle | Pontoise 2 | 1995 | 7.7 | 7.7 | 7.7 | 8.3 | 31.4 |
| | NOLLET Julie | Chevry Cossigny | 1992 | 7.6 | 8.3 | 7.6 | 7.9 | 31.4 |
| | OSMAN Mylene | Voisins 1 | 1998 | 6.5 | 9.1 | 7.8 | 8.0 | 31.4 |
| 34 | CLAIR Sarah | Voisins 1 | 1997 | 7.2 | 8.3 | 7.6 | 8.2 | 31.3 |
| 35 | ADAM Fanny | Draveil | 1995 | 7.3 | 7.1 | 8.2 | 8.5 | 31.1 |
| | RIBEIRO Manon | Bray | 1999 | 7.3 | 8.3 | 7.5 | 8.0 | 31.1 |
| 37 | RAULT Maëlys | Pontoise 1 | 1994 | 7.3 | 7.7 | 8.0 | 8.0 | 31.0 |
| | TRONET Camille | Pontoise 1 | 1997 | 7.6 | 7.2 | 7.6 | 8.6 | 31.0 |
| | GERNEZ Céline | Loos | 1999 | 6.7 | 7.8 | 8.6 | 7.9 | 31.0 |
| 40 | GENOT Tiffany | Loos | 2000 | 6.3 | 8.7 | 8.3 | 7.6 | 30.9 |
| 41 | LAURENT Rachel | Ecuelles | 1997 | 7.6 | 8.2 | 7.4 | 7.6 | 30.8 |
| 42 | TARAMINI Camille | Draveil | 1993 | 6.7 | 8.4 | 6.9 | 8.6 | 30.6 |
| 43 | REITER Pauline | Rungis | 1995 | 7.0 | 7.3 | 8.0 | 8.1 | 30.4 |
| 44 | BOUYGE Melanie | Draveil | 1998 | 6.7 | 8.1 | 6.8 | 8.6 | 30.2 |
| | FADERNE Céline | Beauvais | 1995 | 7.3 | 7.3 | 7.7 | 7.9 | 30.2 |
| 46 | BOZEC Sarah | Ecuelles | 1998 | 6.8 | 7.5 | 7.5 | 8.2 | 30.0 |
| 47 | GODIN Sarah | Loos | 2000 | 6.8 | 8.9 | 6.2 | 8.0 | 29.9 |
| 48 | TOOTILL Lara-may | Pontoise 2 | 1991 | 6.8 | 9.2 | 6.7 | 7.0 | 29.7 |
| | LEROUDIER Virginie | Rungis | 1979 | 6.3 | 8.2 | 8.0 | 7.2 | 29.7 |
| 50 | CARRE Laurine | Draveil | 1998 | 6.1 | 8.0 | 7.8 | 7.5 | 29.4 |
| 51 | CHABOT Marie laure | Conflans | 1974 | 7.1 | 7.8 | 7.6 | 6.8 | 29.3 |
| | TRESOR Béatrice | Champigny | 1983 | 7.8 | 6.5 | 8.0 | 7.0 | 29.3 |
| 53 | PENNETIER Julie | Champigny | 1987 | 6.8 | 7.7 | 7.4 | 7.3 | 29.2 |
| 54 | BORGEAUD Océane | Ecuelles | 1999 | 6.7 | 7.3 | 7.4 | 7.6 | 29.0 |
| | LAGOUTTE Melanie | Champigny | 1988 | 6.0 | 8.3 | 7.0 | 7.7 | 29.0 |
| 56 | BUREAU Marine | Plessis paté | 1992 | 7.2 | 6.3 | 7.6 | 7.6 | 28.7 |
| | HAPPERT Solene | Beauvais | 1992 | 6.9 | 8.3 | 5.7 | 7.8 | 28.7 |
| 58 | MOREL Margaux | Lambersart 1 | 1999 | 6.6 | 7.8 | 6.3 | 7.7 | 28.4 |
| 59 | GOUWY Camille | Pontoise 1 | 1991 | 6.2 | 8.3 | 6.0 | 7.8 | 28.3 |
| 60 | LABAUME Manon | Ecuelles | 1997 | 7.3 | 7.0 | 6.8 | 7.0 | 28.1 |
| | DE SOUSA Lea | Lambersart 1 | 1999 | 6.8 | 6.7 | 7.1 | 7.5 | 28.1 |
| 62 | TURLURE Laurine | Lambersart 1 | 1999 | 6.7 | 7.3 | 6.5 | 7.4 | 27.9 |
| 63 | SAISON ALBANE | Voisins 1 | 1999 | 6.7 | 6.1 | 6.9 | 8.1 | 27.8 |
| 64 | CATHERINE Claire | Champigny | 1992 | 7.0 | 7.1 | 6.2 | 6.8 | 27.1 |
| 65 | MILICEVIC Diana | Plessis paté | 1995 | 7.0 | 6.6 | 6.5 | 6.9 | 27.0 |
| 66 | BOILEAU Solène | Voisins 1 | 1999 | 6.4 | 3.7 | 6.9 | 7.7 | 24.7 |
| 67 | MAUDUIT Svetlana | Chevry Cossigny | 1997 | 0.0 | 8.5 | 8.0 | 8.1 | 24.6 |
| 68 | MONGIN Julie | Draveil | 1999 | 0.0 | 6.8 | 7.9 | 8.2 | 22.9 |
| 69 | ALLAIN Marine | Beauvais | 1989 | 7.2 | 0.0 | 7.3 | 8.1 | 22.6 |
| 70 | LESAGE Pauline | Rungis | 1989 | 6.0 | 8.6 | 6.9 | 0.0 | 21.5 |
| 71 | TOURAND Marine | Rungis | 1991 | 5.1 | 0.0 | 6.6 | 7.6 | 19.3 |
| 72 | ROUSSEAU Magali | Champigny | 1972 | 0.0 | 5.0 | 6.3 | 7.6 | 18.9 |
| 73 | LEFRANC Marianne | Bray | 1995 | 0.0 | 8.0 | 0.0 | 0.0 | 8.0 |
| 74 | DEROBERTE Flora | Conflans | 1995 | 0.0 | 0.0 | 0.0 | 2.2 | 2.2 |
| 75 | GINESTAR Anne lyse | Plessis paté | 1991 | 0.0 | 0.0 | 0.0 | 0.0 | 0.0 |
| | ANGOT Anaïs | Pontoise 1 | 1996 | 0.0 | 0.0 | 0.0 | 0.0 | 0.0 |
| | BELLA Julia | Pontoise 1 | 1991 | 0.0 | 0.0 | 0.0 | 0.0 | 0.0 |
| | LOUCHART Capucine | Lambersart 2 | 1996 | 0.0 | 0.0 | 0.0 | 0.0 | 0.0 |
| | VERSTRAETE Lucie | Lambersart 2 | 1998 | 0.0 | 0.0 | 0.0 | 0.0 | 0.0 |

9. MASCULIN NIVEAU2 11 + . SA_DA (individuels)

9.1. Résultats par équipes





| | Equipe | Club | | | | | | | Total |
|---|-------------|-----------------------------|------|------|------|------|------|------|-------|
| 1 | LUC gym | 59--Luc gym | 29.3 | 26.7 | 30.2 | 28.4 | 27.1 | 26.9 | 168.6 |
| 2 | Champigny 2 | 94--RSCChampigny gym | 30.1 | 24.1 | 25.2 | 26.6 | 26.5 | 24.3 | 156.8 |
| 3 | Champigny 1 | 94--RSCChampigny gym | 28.8 | 22.2 | 26.1 | 27.7 | 26.6 | 24.1 | 155.5 |
| 4 | Dreux | 28--Esperance drouaise | 27.3 | 23.3 | 28.8 | 25.7 | 21.5 | 23.5 | 150.1 |
| 5 | Houilles 1 | 78--Avant-Garde de Houilles | 28.6 | 21.6 | 25.6 | 26.7 | 25.1 | 20.8 | 148.4 |

9.2. Résultats individuels





| | Gymnaste | Equipe | Annee | | | | | | | Total |
|----|------------------------|-----------------------------|-------|------|-----|------|-----|-----|-----|-------|
| 1 | ROELANDTS Nicolas | LUC gym | 1981 | 9.9 | 8.0 | 10.4 | 9.7 | 9.4 | 9.1 | 56.5 |
| 2 | GENNEVRIEZ Geoffrey | LUC gym | 1989 | 9.5 | 9.7 | 10.0 | 8.6 | 8.9 | 8.8 | 55.5 |
| 3 | GUEX Franck | LUC gym | 1983 | 9.9 | 7.7 | 9.8 | 9.4 | 8.8 | 9.0 | 54.6 |
| 4 | PASTEN Jonathan * | Andrésy 1 (indiv) (indiv) | 1985 | 9.2 | 8.0 | 9.9 | 8.5 | 9.6 | 9.3 | 54.5 |
| 5 | GUY Benjamin | Champigny 2 | 1981 | 10.1 | 8.8 | 8.9 | 9.3 | 9.4 | 7.5 | 54.0 |
| 6 | CACERES Stefan | Dreux | 1987 | 9.1 | 7.0 | 10.2 | 9.4 | 8.1 | 8.9 | 52.7 |
| 7 | MONFRAIX Manu | Champigny 2 | 1977 | 10.0 | 7.6 | 9.0 | 9.1 | 8.3 | 8.5 | 52.5 |
| 8 | ROZIER Michael | Champigny 1 | 1985 | 9.6 | 7.8 | 8.1 | 8.8 | 9.3 | 8.7 | 52.3 |
| 9 | ALBERTALLI Florian | Champigny 1 | 1991 | 8.2 | 6.2 | 9.6 | 9.8 | 8.8 | 8.5 | 51.1 |
| 10 | QUINIO Loïc | Dreux | 1983 | 9.7 | 8.2 | 9.1 | 8.9 | 7.3 | 7.2 | 50.4 |
| 11 | CROCHUT Bertrand | Houilles 1 | 1986 | 9.0 | 6.4 | 9.7 | 7.9 | 8.5 | 8.5 | 50.0 |
| 12 | DEWAERTES Jonathan | LUC gym | 1991 | 9.2 | 7.2 | 8.9 | 9.3 | 8.7 | 6.3 | 49.6 |
| 13 | DUMONT Mickaël * | Calais 1 (indiv) (indiv) | 1990 | 10.5 | 6.6 | 7.9 | 8.7 | 7.9 | 7.6 | 49.2 |
| 14 | DESMOTS Sébastien | Houilles 1 | 1982 | 9.3 | 7.5 | 9.3 | 8.6 | 8.5 | 5.7 | 48.9 |
| 15 | LY James | Champigny 1 | 1988 | 10.3 | 7.4 | 8.4 | 8.9 | 8.5 | 5.1 | 48.6 |
| 16 | ROLAND Gregory * | Wattrelos 1 (indiv) (indiv) | 1994 | 8.1 | 6.8 | 10.0 | 7.5 | 7.8 | 7.4 | 47.6 |
| 17 | AUDRY Simon | Dreux | 1988 | 8.5 | 8.1 | 9.5 | 7.4 | 6.1 | 7.4 | 47.0 |
| 18 | YVETOT Theo | Champigny 1 | 1991 | 8.9 | 7.0 | 7.6 | 9.0 | 7.8 | 6.3 | 46.6 |
| 19 | VARENNE Frédéric | Champigny 2 | 1968 | 9.5 | 5.2 | 7.3 | 7.4 | 8.8 | 8.3 | 46.5 |
| 20 | VARENNE Mathis | Champigny 2 | 1995 | 10.0 | 7.7 | 7.1 | 8.2 | 8.2 | 5.0 | 46.2 |
| 21 | LIM Laurent | Houilles 1 | 1990 | 9.6 | 5.3 | 6.6 | 8.9 | 6.7 | 6.6 | 43.7 |
| 22 | EAP Vincent | Champigny 1 | 1983 | 8.7 | 4.2 | 7.7 | 8.3 | 6.0 | 6.9 | 41.8 |
| 23 | LECLERC Julien | Houilles 1 | 1989 | 9.7 | 0.0 | 0.0 | 9.2 | 8.1 | 5.7 | 32.7 |
| 24 | GUTIERREZ Nicolas | Houilles 1 | 1990 | 8.0 | 7.7 | 0.0 | 0.0 | 8.1 | 5.5 | 29.3 |
| 25 | FOCKENOY Jean baptiste | LUC gym | 1983 | 0.0 | 9.0 | 0.0 | 8.5 | 0.0 | 7.2 | 24.7 |
| 26 | LADÉVIE François * | Houilles 1 (indiv) (indiv) | 1990 | 0.0 | 0.0 | 0.0 | 0.0 | 0.0 | 0.0 | 0.0 |
| | TAZOUTA Mohamed | Champigny 2 | 1988 | 0.0 | 0.0 | 0.0 | 0.0 | 0.0 | 0.0 | 0.0 |
| | LEROY Remi * | Andrésy 1 (indiv) (indiv) | 1984 | 0.0 | 0.0 | 0.0 | 0.0 | 0.0 | 0.0 | 0.0 |

10. FEMININ NIVEAU4 11 + . SA_DA (B) (individuels)

10.1. Résultats par équipes

| | Equipe | Club |  |  |  |  | Total |
|----|---------------------|----------------------------------|---|---|---|---|-------|
| 1 | Fresnoy | 2--La fresnoysienne | 22.9 | 28.0 | 26.2 | 25.9 | 103.0 |
| 2 | Douai | 59--Douai | 21.9 | 26.6 | 26.4 | 25.7 | 100.6 |
| 3 | Montigny en gohelle | 62--Montigny Gym Club | 22.1 | 26.7 | 25.4 | 25.5 | 99.7 |
| 4 | St Cyr | 78--Cao gym sportive | 22.5 | 26.5 | 25.5 | 24.7 | 99.2 |
| | Brunoy | 91--Brunoy pyramide | 23.0 | 26.0 | 25.8 | 24.4 | 99.2 |
| 6 | Brie comte robert 2 | 77--Scbgym | 22.2 | 27.3 | 24.9 | 24.2 | 98.6 |
| 7 | Lognes | 77--Gym club de lognes | 22.5 | 25.9 | 24.7 | 25.3 | 98.4 |
| 8 | Brie comte robert 1 | 77--Scbgym | 22.3 | 26.9 | 23.9 | 24.6 | 97.7 |
| 9 | Vigneux sur seine | 91--Espérance de Vigneux | 23.1 | 25.9 | 22.9 | 25.7 | 97.6 |
| 10 | Fresnes | 94--A.A.S. FRESNES | 21.7 | 25.9 | 22.9 | 26.1 | 96.6 |
| 11 | Bailleul | 59--Avenir de bailleul | 21.2 | 26.4 | 24.9 | 24.0 | 96.5 |
| 12 | Beauchamp | 95--Arabesque gymnique Beauchamp | 22.0 | 24.8 | 25.2 | 24.2 | 96.2 |
| 13 | Orsay | 91--Caorsay | 21.2 | 23.3 | 22.9 | 24.3 | 91.7 |
| 14 | Gargenville | 78--Espérance de gargenville | 20.6 | 22.0 | 23.8 | 24.6 | 91.0 |
| 15 | Voisins 2 | 78--Voisins | 21.0 | 23.8 | 20.7 | 24.4 | 89.9 |
| 16 | Eragny | 95--Gsa eragny | 19.1 | 19.7 | 20.9 | 22.8 | 82.5 |





10.2. Résultats individuels

| | Gymnaste | Equipe | Annee |  |  |  |  | Total |
|----|----------------------|---------------------|-------|--|---|---|---|-------|
| 1 | BAUDUIN Carol-anne | Douai | 1990 | 7.7 | 9.4 | 8.7 | 8.6 | 34.4 |
| 2 | NIARQUIN Valentine | Fresnoy | 1994 | 7.6 | 9.4 | 8.7 | 8.6 | 34.3 |
| 3 | LESUR Anais | Fresnoy | 1988 | 7.6 | 9.4 | 8.3 | 8.9 | 34.2 |
| 4 | HAMMAMI Salma | Brie comte robert 1 | 2000 | 7.7 | 9.0 | 8.7 | 8.6 | 34.0 |
| 5 | VAN ASSEL Estelle | Fresnoy | 1991 | 7.7 | 9.0 | 8.8 | 8.4 | 33.9 |
| 6 | GOURGUES Marie laure | St Cyr | 1988 | 7.4 | 9.0 | 8.8 | 8.2 | 33.4 |
| | LAROCHE Gabrielle | Fresnes | 1998 | 7.6 | 9.1 | 7.6 | 9.1 | 33.4 |
| 8 | MASSEAUX Sophie | Vigneux sur seine | 1993 | 7.5 | 8.9 | 7.9 | 9.0 | 33.3 |
| | LACOUR Orlane | Montigny en gohelle | 1998 | 7.5 | 8.6 | 8.7 | 8.5 | 33.3 |
| 10 | DIEU Aline | Fresnoy | 1998 | 7.3 | 9.2 | 8.7 | 8.0 | 33.2 |
| 11 | ROBILLARD Julie | Douai | 2000 | 6.7 | 9.1 | 9.2 | 8.1 | 33.1 |
| | YGOUF Estelle | Lognes | 1992 | 7.9 | 8.9 | 7.9 | 8.4 | 33.1 |
| 13 | CANTARINHA Lucille | St Cyr | 1989 | 7.5 | 8.8 | 8.2 | 8.5 | 33.0 |
| | SZLAPKA Elysa | Bailleul | 2001 | 7.2 | 9.1 | 8.4 | 8.3 | 33.0 |
| 15 | MOREL Christelle | Brunoy | 1986 | 7.3 | 8.7 | 8.7 | 8.1 | 32.8 |
| 16 | SHIKIYA Marie | Lognes | 2001 | 7.4 | 8.3 | 8.5 | 8.5 | 32.7 |
| 17 | COUSSEGAL Annabelle | Beauchamp | 1989 | 7.7 | 8.4 | 8.4 | 8.1 | 32.6 |
| | VOJIQUE Sandra | Vigneux sur seine | 1998 | 8.0 | 8.7 | 7.4 | 8.5 | 32.6 |
| 19 | DELFORGE Camille | Douai | 1988 | 7.5 | 7.9 | 8.5 | 8.6 | 32.5 |
| | GOMES Amalia | Montigny en gohelle | 1996 | 6.8 | 9.1 | 8.0 | 8.6 | 32.5 |
| 21 | CALLU Caroline | St Cyr | 1995 | 7.6 | 8.7 | 8.1 | 8.0 | 32.4 |
| 22 | LECLERCQ Nolwenn | Brunoy | 1995 | 7.8 | 8.0 | 8.6 | 7.9 | 32.3 |
| | BERRIC Caroline | Brie comte robert 2 | 1994 | 7.5 | 8.8 | 8.6 | 7.4 | 32.3 |
| 24 | BARBEZAT Laurie | Brunoy | 1994 | 7.7 | 8.8 | 7.9 | 7.8 | 32.2 |
| | DEBONNE Laurie | Fresnes | 1996 | 7.1 | 8.7 | 7.7 | 8.7 | 32.2 |





| | | | | | | | | |
|----|--------------------------|---------------------|------|-----|-----|-----|-----|------|
| | BULTEZ Melinda | Montigny en gohelle | 2000 | 7.2 | 8.3 | 8.7 | 8.0 | 32.2 |
| 27 | CANNICIONI Margot | Brie comte robert 1 | 1997 | 7.1 | 9.2 | 7.5 | 8.3 | 32.1 |
| | CARVELA Katia | Brie comte robert 2 | 1995 | 7.3 | 8.2 | 8.3 | 8.3 | 32.1 |
| | NOTA Amandine | Brie comte robert 2 | 1989 | 7.4 | 9.1 | 7.6 | 8.0 | 32.1 |
| | DE SAINT CHARTRIER LAURA | Brie comte robert 2 | 2000 | 7.3 | 9.1 | 7.8 | 7.9 | 32.1 |
| | CASADEI Melanie | Montigny en gohelle | 1995 | 6.7 | 9.0 | 8.0 | 8.4 | 32.1 |
| 32 | OUDOIRE Emmanuelle | Bailleul | 1990 | 7.3 | 8.6 | 8.2 | 7.8 | 31.9 |
| 33 | BRUCATO Clara | Lognes | 2001 | 7.0 | 8.7 | 7.7 | 8.4 | 31.8 |
| 34 | DOMIS Eynola | Douai | 1998 | 6.7 | 8.1 | 8.3 | 8.5 | 31.6 |
| 35 | GORGOS Audrey | Gargenville | 1991 | 7.1 | 8.3 | 7.8 | 8.3 | 31.5 |
| | LAGACHE Meghan | Montigny en gohelle | 1996 | 7.4 | 8.6 | 7.1 | 8.4 | 31.5 |
| 37 | RAYNAUD Juliette | Brunoy | 1996 | 7.5 | 7.4 | 8.5 | 8.0 | 31.4 |
| 38 | SKWARA Marine | Beauchamp | 1994 | 6.5 | 8.2 | 8.3 | 8.2 | 31.2 |
| 39 | THOMAS Coralie | Beauchamp | 1996 | 6.8 | 8.2 | 8.5 | 7.6 | 31.1 |
| 40 | MAGNEZ Marie | Douai | 1998 | 6.4 | 7.9 | 8.5 | 8.1 | 30.9 |
| 41 | ANNAHEID Sarah | Eragny | 1999 | 6.8 | 8.5 | 7.7 | 7.8 | 30.8 |
| | PIRES Maëva | Vigneux sur seine | 1998 | 7.6 | 8.1 | 7.4 | 7.7 | 30.8 |
| | BOUTIQUE Alyzée | Voisins 2 | 2000 | 6.9 | 8.7 | 7.3 | 7.9 | 30.8 |
| 44 | COMMO Barbara | Brie comte robert 1 | 1997 | 7.5 | 8.4 | 7.4 | 7.4 | 30.7 |
| | BOULLE Lisa | Fresnes | 1996 | 7.0 | 7.8 | 7.6 | 8.3 | 30.7 |
| 46 | MORE Léatitia | Brunoy | 1996 | 6.8 | 8.5 | 6.9 | 8.3 | 30.5 |
| | CAVILLE ELISA | Brie comte robert 1 | 2000 | 6.4 | 8.7 | 7.7 | 7.7 | 30.5 |
| | GABILLET Lou-anne | Lognes | 1998 | 7.2 | 6.7 | 8.3 | 8.3 | 30.5 |
| 49 | AROUNASSALON Magalie | Beauchamp | 1981 | 7.0 | 7.3 | 8.1 | 7.9 | 30.3 |
| | BOJMAN Lou | Orsay | 1999 | 6.6 | 7.7 | 7.7 | 8.3 | 30.3 |
| | PRUVOST COLINE | Brie comte robert 2 | 1993 | 5.9 | 9.1 | 8.0 | 7.3 | 30.3 |
| 52 | HARGREAVES Camille | Orsay | 1994 | 7.4 | 7.7 | 7.4 | 7.7 | 30.2 |
| | PIRES Karine | Vigneux sur seine | 1992 | 6.8 | 8.3 | 6.9 | 8.2 | 30.2 |
| 54 | RIBOT Marie aline | Gargenville | 1997 | 7.0 | 8.1 | 7.9 | 6.9 | 29.9 |
| 55 | HALLE Constance | Fresnoy | 1996 | 6.8 | 6.9 | 7.9 | 8.2 | 29.8 |
| 56 | LOQUIEN Marine | Eragny | 1991 | 6.7 | 8.6 | 6.8 | 7.5 | 29.6 |
| 57 | BOUTARIC Angélique | Orsay | 1997 | 6.6 | 7.9 | 6.9 | 8.0 | 29.4 |
| 58 | CHRISTIAENS Eloise | Bailleul | 1995 | 5.5 | 7.7 | 8.3 | 7.7 | 29.2 |
| 59 | TREMOLIERES Marie | Orsay | 1998 | 7.2 | 6.0 | 7.8 | 8.0 | 29.0 |
| 60 | LEONARD Manon | Beauchamp | 1996 | 7.3 | 7.7 | 5.9 | 7.8 | 28.7 |
| 61 | METTON Laurine | Voisins 2 | 1999 | 6.6 | 7.9 | 5.8 | 8.3 | 28.6 |
| 62 | HACK Lucine | Gargenville | 1993 | 6.5 | 5.6 | 8.1 | 8.2 | 28.4 |
| 63 | DELPLANQUE Stephanie | St Cyr | 1988 | 6.2 | 8.7 | 6.3 | 7.1 | 28.3 |
| 64 | WOLLSCHIEDT Manon | Fresnes | 1997 | 7.0 | 7.8 | 6.2 | 7.2 | 28.2 |
| 65 | BARRE Julie | Voisins 2 | 1998 | 6.5 | 7.2 | 6.7 | 7.5 | 27.9 |
| | LEBOUDEC Léa | Voisins 2 | 1999 | 7.0 | 6.9 | 6.3 | 7.7 | 27.9 |
| 67 | REBOUL Valentine | Voisins 2 | 1999 | 7.1 | 5.7 | 6.7 | 8.2 | 27.7 |
| 68 | HERTIG Mathilde | Brie comte robert 1 | 1997 | 6.5 | 8.1 | 5.2 | 7.6 | 27.4 |
| 69 | HELIE Auriane | Orsay | 1997 | 6.5 | 6.2 | 7.3 | 6.9 | 26.9 |
| 70 | FLAMENT Emeline | Gargenville | 1998 | 6.5 | 3.8 | 7.4 | 8.1 | 25.8 |
| 71 | BUREAU Marine | Gargenville | 1997 | 4.9 | 5.2 | 7.5 | 8.1 | 25.7 |
| 72 | VIOT Natacha | Fresnes | 1997 | 0.0 | 8.1 | 7.3 | 8.1 | 23.5 |
| 73 | BECAERT Lucy | Bailleul | 2001 | 6.7 | 8.7 | 0.0 | 7.9 | 23.3 |
| 74 | VIOLAS Lucille | St Cyr | 1990 | 0.0 | 6.0 | 8.5 | 7.8 | 22.3 |
| 75 | COLLEONI Clara | Eragny | 1999 | 5.6 | 2.6 | 6.2 | 7.5 | 21.9 |
| 76 | CYRILLE Gladis | Vigneux sur seine | 1991 | 6.1 | 0.0 | 7.6 | 8.0 | 21.7 |
| 77 | MENARD Clemence | Eragny | 1997 | 5.5 | 1.8 | 6.4 | 6.2 | 19.9 |
| 78 | DIEPPOIS Charlotte | Eragny | 1988 | 0.0 | 0.0 | 0.0 | 0.0 | 0.0 |
| | RINGOT Anais | Bailleul | 2000 | 0.0 | 0.0 | 0.0 | 0.0 | 0.0 |

11. FEMININ NIVEAU2 11 + . SA_DA (individuels)

11.1. Résultats par équipes

| | Equipe | Club |  |  |  |  | Total |
|---|-------------------|-----------------------------------|---|---|---|---|-------|
| 1 | LUC gym | 59--Luc gym | 26.3 | 26.2 | 28.2 | 28.1 | 108.8 |
| 2 | A. Dreux | 28--Alliance de dreux gymnastique | 23.6 | 25.1 | 26.9 | 26.8 | 102.4 |
| 3 | Vaires | 77--Us Vaires | 24.7 | 24.6 | 25.9 | 26.2 | 101.4 |
| | Orsay | 91--Caorsay | 24.4 | 24.6 | 25.6 | 26.8 | 101.4 |
| 5 | Brie comte robert | 77--Scbgym | 23.5 | 22.3 | 26.6 | 26.6 | 99.0 |
| 6 | Champigny | 94--RSCChampigny gym | 22.3 | 24.1 | 24.8 | 27.0 | 98.2 |
| 7 | Eragny | 95--Gsa eragny | 23.4 | 20.2 | 27.5 | 25.8 | 96.9 |
| 8 | Conflans | 78--Plm gym | 22.6 | 21.3 | 27.0 | 25.9 | 96.8 |
| 9 | Faches | 59--Faches thumesnil | 21.3 | 17.1 | 25.7 | 25.7 | 89.8 |





11.2. Résultats individuels

| | Gymnaste | Equipe | Annee |  |  |  |  | Total |
|----|-----------------------|------------------------------|-------|--|---|---|---|-------|
| 1 | FOORT Valentine | LUC gym | 1989 | 8.6 | 8.6 | 9.4 | 9.6 | 36.2 |
| 2 | CASTANER Marie | LUC gym | 1988 | 8.7 | 8.8 | 9.7 | 8.8 | 36.0 |
| 3 | DIAKITE Bibi * | Lognes 1 (indiv) (indiv) | 1996 | 9.0 | 7.8 | 9.8 | 9.3 | 35.9 |
| 4 | KADDARI Lea leila | A. Dreux | 2000 | 8.6 | 8.5 | 9.1 | 8.8 | 35.0 |
| 5 | D'HARLINGUE Laëtitia | LUC gym | 1992 | 7.8 | 8.8 | 9.1 | 9.2 | 34.9 |
| | VALENCOURT Laurie | LUC gym | 1992 | 9.0 | 8.5 | 8.1 | 9.3 | 34.9 |
| 7 | CASTANS Mélissandre | Eragny | 1991 | 8.5 | 8.8 | 9.3 | 7.8 | 34.4 |
| 8 | POIRSON Lou | Orsay | 1997 | 8.6 | 7.8 | 8.6 | 9.3 | 34.3 |
| 9 | VERBEKE Lise * | Cysoing 1 (indiv) (indiv) | 1992 | 8.7 | 8.5 | 8.3 | 8.7 | 34.2 |
| 10 | TOUTIN Marianne | Vaires | 1995 | 8.3 | 8.6 | 8.5 | 8.2 | 33.6 |
| 11 | LAFOURCADE Alexia | Orsay | 1993 | 7.3 | 8.7 | 8.4 | 8.9 | 33.3 |
| | DIBENEDETO Laura | Brie comte robert | 1989 | 7.8 | 7.9 | 8.9 | 8.7 | 33.3 |
| 13 | DIDIER Julia | Vaires | 1989 | 8.5 | 7.5 | 7.9 | 9.1 | 33.0 |
| | FERNANDEZ Elodie | Vaires | 1999 | 7.3 | 8.3 | 8.7 | 8.7 | 33.0 |
| | LE BIHAN Anaëlle | Orsay | 1995 | 8.5 | 8.1 | 7.8 | 8.6 | 33.0 |
| 16 | BROCHARD Coralie | A. Dreux | 2000 | 7.0 | 8.6 | 8.1 | 9.2 | 32.9 |
| 17 | DA CUNHA FARIA Fiona | Champigny | 1992 | 7.4 | 8.5 | 7.4 | 9.3 | 32.6 |
| 18 | LEMAHIEU Pauline | Conflans | 1982 | 6.9 | 7.1 | 9.5 | 9.0 | 32.5 |
| 19 | CARPENTIER Maelie | A. Dreux | 1996 | 7.8 | 6.8 | 9.3 | 8.5 | 32.4 |
| 20 | NOYER Apoline | Brie comte robert | 1991 | 8.0 | 7.2 | 9.4 | 7.7 | 32.3 |
| 21 | DABURON Laetitia | Champigny | 1985 | 7.6 | 7.5 | 8.0 | 8.8 | 31.9 |
| 22 | BEAUJON Manon | Conflans | 1997 | 7.7 | 6.6 | 9.1 | 8.4 | 31.8 |
| | CHAIX Manon | Champigny | 1982 | 7.3 | 8.1 | 7.5 | 8.9 | 31.8 |
| 24 | JUTAN Camille | A. Dreux | 1999 | 7.2 | 8.0 | 7.8 | 8.4 | 31.4 |
| 25 | PHILIPPE Mathilde | Eragny | 1989 | 6.8 | 6.8 | 9.1 | 8.6 | 31.3 |
| 26 | GOUT Maud | A. Dreux | 1990 | 7.1 | 6.8 | 8.5 | 8.8 | 31.2 |
| | CASTANS Apolline | Eragny | 1994 | 8.1 | 4.6 | 9.1 | 9.4 | 31.2 |
| | GOBILLAT Camille | Brie comte robert | 1986 | 7.5 | 6.4 | 8.2 | 9.1 | 31.2 |
| 29 | BEAUJON Lisa | Conflans | 1997 | 6.7 | 7.6 | 8.4 | 8.3 | 31.0 |
| 30 | MORITZ-DUHAMEL Sophie | Orsay | 1983 | 7.2 | 6.8 | 8.6 | 8.2 | 30.8 |
| 31 | CAMEDDA Lisa | Faches | 1999 | 7.9 | 5.6 | 8.7 | 8.5 | 30.7 |
| 32 | ANRETAR vanessa | Brie comte robert | 1992 | 7.4 | 6.0 | 8.3 | 8.8 | 30.5 |





| | | | | | | | | |
|----|------------------------|------------------------------|------|-----|-----|-----|-----|------|
| 33 | LEBETTRE Camille | Conflans | 1997 | 7.3 | 6.0 | 8.2 | 8.5 | 30.0 |
| 34 | NAMONT Marie-laure | Champigny | 1980 | 7.1 | 7.0 | 7.8 | 7.9 | 29.8 |
| 35 | GRESSIER Florine * | Calais 1 (indiv) (indiv) | 1992 | 7.9 | 4.4 | 9.4 | 7.9 | 29.6 |
| 36 | NOWAK Clara | Faches | 1999 | 5.9 | 6.5 | 9.0 | 7.8 | 29.2 |
| 37 | LEBETTRE Mathilde | Conflans | 1994 | 7.6 | 4.9 | 7.9 | 8.0 | 28.4 |
| 38 | LE POTTIER Magali | Vaires | 1991 | 7.9 | 3.4 | 8.7 | 8.1 | 28.1 |
| 39 | SADOK Romane | Faches | 1998 | 7.0 | 5.0 | 7.5 | 7.5 | 27.0 |
| 40 | JOLY Chloe | Faches | 1997 | 6.4 | 3.6 | 8.0 | 8.9 | 26.9 |
| 41 | RICHARD Cassandre | Faches | 1996 | 5.9 | 4.3 | 7.2 | 8.3 | 25.7 |
| 42 | LASSIMANT Jessie | Vaires | 1996 | 0.0 | 7.7 | 8.1 | 8.4 | 24.2 |
| 43 | MORIN Marion | Brie comte robert | 1994 | 7.7 | 7.2 | 8.1 | 0.0 | 23.0 |
| 44 | REINHARD Jade | Champigny | 1999 | 0.0 | 7.5 | 9.0 | 0.0 | 16.5 |
| 45 | SATHIYANESAH Anusiya * | Lognes 1 (indiv) (indiv) | 1996 | 0.0 | 0.4 | 0.0 | 0.0 | 0.4 |
| 46 | FORTIN Maude | Eragny | 1997 | 0.0 | 0.0 | 0.0 | 0.0 | 0.0 |
| | TROUCHE Amandine | Eragny | 1986 | 0.0 | 0.0 | 0.0 | 0.0 | 0.0 |
| | FONTAINE Lisa | Orsay | 1991 | 0.0 | 0.0 | 0.0 | 0.0 | 0.0 |
| | BALLET Constance * | LUC gym 1 (indiv) (indiv) | 2000 | 0.0 | 0.0 | 0.0 | 0.0 | 0.0 |
| | BEAUCAMP Emilie * | LUC gym 1 (indiv) (indiv) | 1998 | 0.0 | 0.0 | 0.0 | 0.0 | 0.0 |

12. FEMININ NIVEAU1 11 + . SA_DA (individuels)

12.1. Résultats par équipes





| | Equipe | Club |  |  |  |  | Total |
|---|----------|-----------------------------------|--|---|---|---|-------|
| 1 | A. Dreux | 28--Alliance de dreux gymnastique | 26.1 | 24.8 | 29.3 | 29.6 | 109.8 |

12.2. Résultats individuels





| | Gymnaste | Equipe | Annee |  |  |  |  | Total |
|---|------------------|------------------------------|-------|--|---|---|---|-------|
| 1 | DAVOLI Ollia | A. Dreux | 1995 | 8.8 | 9.1 | 9.7 | 10.0 | 37.6 |
| 2 | GROELLY Céline * | Voisins 1 (indiv) (indiv) | 1992 | 8.4 | 9.0 | 9.9 | 9.9 | 37.2 |
| 3 | CHAMARET Marion | A. Dreux | 1994 | 8.7 | 8.5 | 9.9 | 10.0 | 37.1 |
| 4 | ROBLIN Marianne | A. Dreux | 1994 | 8.6 | 7.2 | 9.7 | 9.6 | 35.1 |
| 5 | ROMON Noemie * | Faches 1 (indiv) (indiv) | 1997 | 0.0 | 9.1 | 10.1 | 9.7 | 28.9 |
| 6 | CALVET Flavie | A. Dreux | 1992 | 0.0 | 0.0 | 0.0 | 0.0 | 0.0 |

13. FEMININ NIVEAU2 9-14 ans . SA_DA (individuels)

13.1. Résultats par équipes







| | Equipe | Club |  |  |  |  | Total |
|---|--------|----------------------|--|---|---|---|-------|
| 1 | Faches | 59--Faches thumesnil | 22.4 | 21.5 | 27.1 | 25.2 | 96.2 |

13.2. Résultats individuels







| | Gymnaste | Equipe | Annee |  |  |  |  | Total |
|---|--------------------|-----------------------|-------|--|---|---|---|-------|
| 1 | ESCANDE Melissa | Faches | 1999 | 8.0 | 8.0 | 9.2 | 9.1 | 34.3 |
| 2 | ESCANDE Charline | Faches | 2003 | 7.2 | 7.3 | 9.1 | 7.8 | 31.4 |
| 3 | BEHAGUE Margot | Faches | 1999 | 7.2 | 6.2 | 8.8 | 8.3 | 30.5 |
| 4 | CHOUVIN Juliette * | USY 1 (indiv) (indiv) | 1999 | 0.0 | 0.0 | 0.0 | 0.0 | 0.0 |
| | DELEBARRE Capucine | Faches | 1999 | 0.0 | 0.0 | 0.0 | 0.0 | 0.0 |

14. MASCULIN NIVEAU3 9-14 ans . SA_DA (individuels)

14.1. Résultats par équipes

| | Equipe | Club |  |  |  |  |  |  | Total |
|---|---------|---------------------------|---|---|--|---|---|---|-------|
| 1 | Draveil | 91--sporting club draveil | 17.4 | 13.4 | 18.1 | 22.2 | 18.0 | 15.9 | 105.0 |

14.2. Résultats individuels

| | Gymnaste | Equipe | Anne e |  |  |  |  |  |  | Total |
|---|--------------------|---------|-----------|---|--|---|---|---|---|-------|
| 1 | HASCOUET Clement | Draveil | 1999 | 6.2 | 5.2 | 6.9 | 7.8 | 5.6 | 6.0 | 37.7 |
| 2 | BESSON Cyril | Draveil | 1999 | 5.5 | 3.8 | 5.0 | 7.2 | 6.7 | 6.7 | 34.9 |
| 3 | NIOCHAUT Tanguy | Draveil | 1999 | 5.7 | 4.4 | 6.2 | 7.2 | 5.7 | 3.2 | 32.4 |
| 4 | DA SILVA Alexandre | Draveil | 1999 | 0.0 | 0.0 | 0.0 | 0.0 | 0.0 | 0.0 | 0.0 |
| | MATEUS Baptiste | Draveil | 1999 | 0.0 | 0.0 | 0.0 | 0.0 | 0.0 | 0.0 | 0.0 |