









Résultats de la compétition
departementaux
montigny en gohelle
9 février 2014

1. FEMININ NIVEAU8 7-10 ans . SA_DA (individuels)

1.1. Résultats par équipes

	Equipe	Club					Total
1	CALAIS	CALAIS	21.5	27.3	28.4	28.5	105.7
2	BEUVRY	BEUVRY	23.1	26.8	28.1	27.5	105.5
3	MONTIGNY	MONTIGNY	22.0	26.8	27.2	28.5	104.5
4	HULLUCH	HULLUCH	20.9	27.2	26.8	26.4	101.3
5	SAINT MARTIN	SAINT MARTIN	23.1	23.7	27.5	26.9	101.2
6	CALAIS	CALAIS	18.3	25.9	26.2	26.4	96.8
7	SAINT MARTIN	SAINT MARTIN	19.5	21.0	24.2	25.2	89.9





1.2. Résultats individuels

	Gymnaste	Equipe	Annee					Total
1	BOSSU SHAYANA	MONTIGNY	2004	5.9	6.9	7.4	7.2	27.4
2	LEFEBVRE CAMILLE	CALAIS	2003	5.5	7.0	7.3	7.3	27.1
3	BRUNELLE CARLA	HULLUCH	2004	5.9	7.0	7.1	6.9	26.9
	CARTA LUCIE	BEUVRY	2005	6.4	6.8	7.0	6.7	26.9
5	LESIRE KORYDWEEN	MONTIGNY	2004	5.6	6.7	7.0	7.1	26.4
6	DUPROT MAELLE	BEUVRY	2005	5.7	6.7	7.1	6.8	26.3
7	DELVILLE ALIZEE	BEUVRY	2005	5.5	6.4	7.0	7.1	26.0
8	MARLIERE MATHILDE *	BEUVRY	2005	6.0	5.7	7.1	7.0	25.8
9	LIEBART CERISE	CALAIS	2006	5.4	6.5	6.6	7.2	25.7
10	COUTURIER ROMANE	CALAIS	2005	5.2	6.6	7.1	6.7	25.6
	SAUNEUF LOLA	SAINT MARTIN	2004	6.1	5.6	7.0	6.9	25.6
12	BECUWE PROUVEE AUGUSTINE	CALAIS	2003	5.1	6.7	6.9	6.8	25.5
	THOMAS LOLA	CALAIS	2003	4.8	6.4	7.1	7.2	25.5
	FRANCHETEAU MARGAUX	SAINT MARTIN	2004	6.0	6.1	7.4	6.0	25.5
15	VARETZ GLWADYS	HULLUCH	2004	5.6	6.9	6.5	6.2	25.2
16	ANSEL NELI	CALAIS	2005	5.4	7.0	5.9	6.7	25.0
	PILLE JOSEPHINE	CALAIS	2004	4.7	6.6	6.9	6.8	25.0
	PEREIRA LISA	SAINT MARTIN	2004	5.5	6.2	6.6	6.7	25.0
19	MAKACI ILYANA	MONTIGNY	2005	5.3	6.2	6.3	7.1	24.9
20	LAGNEAU CANDICE	BEUVRY	2004	5.5	6.6	7.0	5.7	24.8
21	DUVAL ELISE	BEUVRY	2004	5.5	5.2	7.0	6.9	24.6
22	NOLAN PAULINE	MONTIGNY	2006	5.2	6.3	6.5	6.5	24.5
23	MASSE ZOE	SAINT MARTIN	2004	5.1	5.8	6.5	7.0	24.4
24	TERNISIEN LILOU	CALAIS	2005	5.7	5.3	6.6	6.6	24.2
	BONDOIS ELISA	MONTIGNY	2004	4.7	6.9	5.5	7.1	24.2
26	GONTIER AMELIE	BEUVRY	2004	4.9	6.7	6.9	5.5	24.0
27	LENEL LISA	SAINT MARTIN	2006	4.7	5.6	6.9	6.7	23.9
28	BOTTIAU LOUANE	MONTIGNY	2005	4.8	6.0	6.1	6.8	23.7
29	BAILLY LEA	HULLUCH	2006	4.6	6.7	5.7	6.5	23.5
30	DESBUREAU KLARA *	BEUVRY	2004	5.0	5.3	6.1	6.9	23.3
31	NGO LOAN	CALAIS	2006	4.2	6.4	5.8	6.7	23.1
32	DECOUDU INES	CALAIS	2006	3.7	6.2	6.8	6.3	23.0
	CHASSOT CAMILLE	SAINT MARTIN	2003	5.7	4.8	5.9	6.6	23.0
34	STASIEK CHARLOTTE	HULLUCH	2004	4.8	5.7	6.1	5.8	22.4
35	POULTIER ELISA	SAINT MARTIN	2005	5.5	4.4	6.3	6.1	22.3
36	SIBILLEAU CLARA	SAINT MARTIN	2004	4.5	5.5	5.8	6.3	22.1
37	BRICHE FELICIE	SAINT MARTIN	2003	4.2	4.9	6.0	6.4	21.5
38	MIELLOT LEONIE	SAINT MARTIN	2004	4.9	5.2	5.0	5.5	20.6
39	PART EMELINE	HULLUCH	2003	0.0	6.6	7.1	6.8	20.5


40	PAPIN BERTILLE	SAINT MARTIN	2004	4.1	5.3	5.4	5.4	20.2
41	CAVIGNAUX CLEMENCE	CALAIS	2005	0.0	6.7	5.9	5.8	18.4
42	HERFAUT PERRINE	HULLUCH	2004	0.0	0.0	0.0	0.0	0.0
		CALAIS	0	0.0	0.0	0.0	0.0	0.0
	*	BEUVRY	0	0.0	0.0	0.0	0.0	0.0
	*	BEUVRY	0	0.0	0.0	0.0	0.0	0.0
	*	BEUVRY	0	0.0	0.0	0.0	0.0	0.0
	*	BEUVRY	0	0.0	0.0	0.0	0.0	0.0
		SAINT MARTIN	0	0.0	0.0	0.0	0.0	0.0

2. FEMININ NIVEAU8 9-12 ans . SA_DA (individuels)

2.1. Résultats par équipes





	Equipe	Club					Total
1	CARVIN	CARVIN	21.6	26.7	27.7	27.6	103.6
2	SAINS EN GOHELLE	SAINS EN GOHELLE	22.8	22.9	25.9	26.9	98.5

2.2. Résultats individuels





	Gymnaste	Equipe	Annee					Total
1	BOUCHER VALENTINE	CARVIN	2002	5.8	6.9	7.2	6.9	26.8
2	DECAESTERCKER CELIA	CARVIN	2002	5.9	6.9	6.8	7.0	26.6
3	DESPLANQUE OCEANE	CARVIN	2002	5.5	6.3	6.9	7.0	25.7
4	DELBARRE LOUISE	SAINS EN GOHELLE	2004	6.0	6.4	6.1	6.8	25.3
5	DELANNOY ALICIA	SAINS EN GOHELLE	2002	5.9	5.4	6.8	6.9	25.0
6	FACHAUX LOUISE *	SAINS EN GOHELLE	2004	5.6	5.5	7.1	6.4	24.6
	COQUEMPOT TIA *	CALAIS	2002	4.7	6.7	6.6	6.6	24.6
8	TERRAMO MELIA	CARVIN	2002	4.4	6.6	6.8	6.7	24.5
9	LEFEBVRE MELANIE	SAINS EN GOHELLE	2003	5.5	4.8	6.8	6.3	23.4
10	DESFranCOIS VANESSA	SAINS EN GOHELLE	2003	5.4	5.3	5.4	6.2	22.3
11	POIDEVIN FANNY	CARVIN	2001	0.0	6.3	6.5	6.3	19.1
12	DEGAUGUE SOLENE	SAINS EN GOHELLE	2002	0.0	5.8	6.2	6.9	18.9
13	DUBUS MALAURY	SAINS EN GOHELLE	2004	0.0	0.0	0.0	0.0	0.0
	2 *	SAINS EN GOHELLE	0	0.0	0.0	0.0	0.0	0.0
	3 *	SAINS EN GOHELLE	0	0.0	0.0	0.0	0.0	0.0
	4 *	SAINS EN GOHELLE	0	0.0	0.0	0.0	0.0	0.0
	5 *	SAINS EN GOHELLE	0	0.0	0.0	0.0	0.0	0.0
	6 *	SAINS EN GOHELLE	0	0.0	0.0	0.0	0.0	0.0
	DUBOIS LEA *	CALAIS	2001	0.0	0.0	0.0	0.0	0.0
	*	CALAIS	0	0.0	0.0	0.0	0.0	0.0
	*	CALAIS	0	0.0	0.0	0.0	0.0	0.0
	*	CALAIS	0	0.0	0.0	0.0	0.0	0.0
	*	CALAIS	0	0.0	0.0	0.0	0.0	0.0
	CRETEUR RAUMANE	CARVIN	2003	0.0	0.0	0.0	0.0	0.0

3. FEMININ NIVEAU8 9-14 ans . SA_DA (individuels)

3.1. Résultats par équipes





	Equipe	Club					Total
1	CARVIN	CARVIN	21.1	26.2	27.1	27.0	101.4

3.2. Résultats individuels





	Gymnaste	Equipe	Annee					Total
1	DAWINT MATHILDA	CARVIN	2004	5.8	7.1	6.4	6.6	25.9
2	DHENIN ZOE	CARVIN	2003	5.0	6.3	7.3	6.4	25.0
3	RAMBURE MARIE	CARVIN	2001	4.8	6.5	6.6	7.0	24.9
4	CONTESSOTTO ESTELLE	CARVIN	1999	5.0	6.3	6.6	6.8	24.7
5	LENNE AMBRE	CARVIN	2002	5.3	6.1	6.6	6.6	24.6
6	CACHERA CAPUCINE	CARVIN	2004	0.0	6.3	3.7	6.1	16.1

4. FEMININ NIVEAU8 11 + . SA_DA (individuels)

4.1. Résultats par équipes





	Equipe	Club					Total
1	GUINES	GUINES	18.7	23.7	23.8	26.1	92.3

4.2. Résultats individuels





	Gymnaste	Equipe	Annee					Total
1	FASQUELLE JODY	GUINES	2000	5.2	6.0	6.5	6.7	24.4
2	FONTAINE CHLOE	GUINES	2002	4.7	6.3	6.6	6.5	24.1
3	AGEZ LEA	GUINES	2002	4.9	6.5	5.8	6.8	24.0
4	ACLOQUE HONORINE	GUINES	1998	3.9	4.9	4.9	6.1	19.8
5		GUINES	0	0.0	0.0	0.0	0.0	0.0
		GUINES	0	0.0	0.0	0.0	0.0	0.0

5. FEMININ NIVEAU7 7-10 ans . SA_DA (individuels)

5.1. Résultats par équipes





	Equipe	Club					Total
1	ARRAS	ARRAS	20.9	23.9	26.5	24.5	95.8
2	HENIN BEAUMONT	HENIN BEAUMONT	24.0	24.8	23.4	23.3	95.5

5.2. Résultats individuels

	Gymnaste	Equipe	Annee					Total
1	DURIEZ JEANNE	ARRAS	2004	5.6	6.7	6.6	6.7	25.6
2	BOVO CHRISTINE	HENIN BEAUMONT	2005	6.2	5.6	6.5	6.2	24.5
3	DOHET MARIE AMELIE	HENIN BEAUMONT	2005	5.7	6.2	5.9	6.1	23.9
4	DUQUESNE LOUISE	HENIN BEAUMONT	2004	6.1	6.2	5.7	5.7	23.7
5	SEALENS PAULINE	ARRAS	2004	5.0	5.7	6.9	5.9	23.5
6	TEIXERA PINTO CELIA	HENIN BEAUMONT	2004	6.0	6.8	5.3	5.3	23.4
	VAILLANT ANNA	ARRAS	2004	5.2	6.0	6.0	6.2	23.4
8	BALESTRA MARGOT	ARRAS	2004	5.1	5.5	7.0	5.7	23.3
9		HENIN BEAUMONT	0	0.0	0.0	0.0	0.0	0.0
		HENIN BEAUMONT	0	0.0	0.0	0.0	0.0	0.0
	HERDUIN MAEVA	ARRAS	2005	0.0	0.0	0.0	0.0	0.0
	REYAT CAITLYN	ARRAS	2006	0.0	0.0	0.0	0.0	0.0

6. FEMININ NIVEAU7 9-12 ans . SA_DA (individuels)

6.1. Résultats par équipes

	Equipe	Club					Total
1	CARVIN	CARVIN	24.2	27.4	29.0	29.9	110.5
2	SAINT MARTIN	SAINT MARTIN	26.8	23.5	28.9	27.7	106.9
3	GUINES	GUINES	22.0	23.9	26.9	25.8	98.6

6.2. Résultats individuels





	Gymnaste	Equipe	Annee					Total
1	HAGEMAN MARIE	CARVIN	2003	6.1	7.1	7.7	7.5	28.4
	CAILLOCE CLARA	SAINT MARTIN	2003	7.4	6.2	7.7	7.1	28.4
3	CLEMENT KALYSTA	CARVIN	2004	5.8	7.3	7.1	7.6	27.8
4	CHAMBOUX LEA	CARVIN	2002	6.2	6.5	6.8	7.6	27.1
5	LOGET MADELINE	SAINT MARTIN	2002	7.2	5.6	6.8	7.0	26.6
6	FRANS MARTHE	CARVIN	2001	6.1	6.5	6.7	7.2	26.5
7	VENDEVILLE CHEYENNE	CARVIN	2001	5.8	6.5	7.4	6.6	26.3
8	SAUNEUF LILIE	SAINT MARTIN	2002	6.1	5.7	6.7	7.3	25.8
9	TRISTRAM AGATHE	GUINES	2002	5.6	6.7	6.9	6.5	25.7
	NAVET CLOE	SAINT MARTIN	2002	6.1	6.0	7.3	6.3	25.7
11	VADROT MORGANE	CARVIN	2002	5.4	6.3	6.7	7.1	25.5
12	DEBONNEVILLE IRIS *	GUINES	2003	5.9	6.5	6.3	6.7	25.4
13	LANNOY LEONIE	GUINES	2003	5.1	6.3	7.0	6.4	24.8
14	FAROUX CLEMENCE	GUINES	2002	6.1	5.1	6.4	6.5	24.1
15	MODESTE ANNE CELINE	SAINT MARTIN	2003	5.8	5.0	7.1	6.0	23.9
16	MASSON LISE	GUINES	2002	5.1	5.8	6.2	6.2	23.3
17	DESCHODT FLAVIE	GUINES	2002	5.2	4.8	6.6	6.4	23.0
18	DEVILLERS JEANNE	GUINES	2004	5.0	4.7	5.7	6.1	21.5
19	2 *	GUINES	0	0.0	0.0	0.0	0.0	0.0
	3 *	GUINES	0	0.0	0.0	0.0	0.0	0.0
	4 *	GUINES	0	0.0	0.0	0.0	0.0	0.0
	5 *	GUINES	0	0.0	0.0	0.0	0.0	0.0
	6 *	GUINES	0	0.0	0.0	0.0	0.0	0.0
	GUY EMMA	SAINT MARTIN	2002	0.0	0.0	0.0	0.0	0.0

7. FEMININ NIVEAU7 9-14 ans . SA_DA (individuels)

7.1. Résultats par équipes

	Equipe	Club					Total
1	HULLUCH	HULLUCH	25.3	26.5	28.9	28.4	109.1
2	SAINS EN GOHELLE	SAINS EN GOHELLE	25.5	25.9	28.2	27.7	107.3
3	MARQUISE	MARQUISE	24.5	26.2	27.9	27.6	106.2
4	ARRAS	ARRAS	24.0	25.6	26.9	26.8	103.3
5	BEUVRY	BEUVRY	25.1	21.2	27.5	26.3	100.1





7.2. Résultats individuels

	Gymnaste	Equipe	Annee					Total
1	DELAY NOEMIE	HULLUCH	2002	7.1	6.7	7.3	6.8	27.9
	MEHER EVA	MARQUISE	2000	6.2	7.3	7.0	7.4	27.9
3	DESMONT MAELYS	SAINS EN GOHELLE	2002	6.5	6.4	7.0	7.4	27.3
	BAILLY JUSTINE	HULLUCH	1999	6.1	6.8	7.4	7.0	27.3
5	BERTHE MADELINE	MARQUISE	2001	6.2	6.1	7.4	7.4	27.1
6	DELALLEAU CAROLINE	HULLUCH	2000	5.9	6.6	7.3	7.1	26.9
	FAGNIEZ MATHILDE	ARRAS	2000	6.2	6.5	7.0	7.2	26.9
8	MARCONI LORENA	HULLUCH	2000	6.1	6.4	6.9	7.4	26.8
9	MICHEL MARINE	SAINS EN GOHELLE	2002	6.3	7.1	6.7	6.5	26.6
10	RENOUF LUCIE	SAINS EN GOHELLE	2004	6.4	6.6	7.4	5.6	26.0
11	TRIQUET ADELIA *	MARQUISE	2002	5.9	6.6	6.3	6.9	25.7
12	SANCTORUM CHLOE	SAINS EN GOHELLE	1999	6.0	5.8	6.9	6.9	25.6
13	DUFEUILLE JULIE	HULLUCH	2002	6.0	5.7	6.9	6.9	25.5
14	LESAGE MARION	BEUVRY	1999	6.1	5.4	7.4	6.5	25.4
15	CONTRAL JEANNE	ARRAS	2002	5.6	6.2	7.0	6.3	25.1
	TALLEUX LOUISE	MARQUISE	2002	5.9	6.8	6.1	6.3	25.1
17	ROUSSEAU SANDY	BEUVRY	2003	6.2	5.2	6.9	6.7	25.0
18	FEUTRY PAULINE	MARQUISE	2002	6.1	6.0	7.1	5.7	24.9
	GLINEUR ALICIA	BEUVRY	2000	6.8	5.4	6.6	6.1	24.9
20	GLINEUR MALVINA	BEUVRY	2003	6.0	5.2	6.6	7.0	24.8
21	PEUGNIEZ CLEMENTINE	ARRAS	2002	5.8	6.8	5.4	6.5	24.5
22	BENISTON AMANDINE	MARQUISE	2002	6.0	5.4	6.4	6.5	24.3
23	LEGAY SUZON	SAINS EN GOHELLE	2003	5.9	4.5	6.9	6.9	24.2
	RICHARD LOLITA	ARRAS	2003	6.1	5.0	6.3	6.8	24.2
	DELTOUR FLORIANE *	MARQUISE	1999	5.2	6.3	6.8	5.9	24.2
26	GENELLE CLEMENCE	ARRAS	2002	5.9	6.1	6.6	5.4	24.0
27	DRUART AUREORE *	SAINS EN GOHELLE	2001	6.1	5.5	6.4	5.4	23.4
28	REGNER ATHENAIS	SAINS EN GOHELLE	2002	6.3	4.7	6.1	5.8	22.9
29	MORIN ANAIS	ARRAS	2002	4.8	5.3	5.8	5.5	21.4
30	*	SAINS EN GOHELLE	0	0.0	0.0	0.0	0.0	0.0
	*	SAINS EN GOHELLE	0	0.0	0.0	0.0	0.0	0.0
	*	SAINS EN GOHELLE	0	0.0	0.0	0.0	0.0	0.0
	*	SAINS EN GOHELLE	0	0.0	0.0	0.0	0.0	0.0
	*	SAINS EN GOHELLE	0	0.0	0.0	0.0	0.0	0.0
	HERFAUT CAMILLE	HULLUCH	2002	0.0	0.0	0.0	0.0	0.0
	MASCOT MADDIE	MARQUISE	2002	0.0	0.0	0.0	0.0	0.0
	*	MARQUISE	0	0.0	0.0	0.0	0.0	0.0
	*	MARQUISE	0	0.0	0.0	0.0	0.0	0.0




*	MARQUISE	0	0.0	0.0	0.0	0.0	0.0
*	MARQUISE	0	0.0	0.0	0.0	0.0	0.0
NIANG AIDA	BEUVRY	2002	0.0	0.0	0.0	0.0	0.0
	BEUVRY	0	0.0	0.0	0.0	0.0	0.0

8. FEMININ NIVEAU7 11 + . SA_DA (individuels)

8.1. Résultats par équipes





	Equipe	Club					Total
1	CALAIS	CALAIS	24.4	27.5	27.1	28.7	107.7
2	ARRAS	ARRAS	23.5	23.3	25.8	26.4	99.0
3	GUINES	GUINES	22.6	22.0	27.2	26.4	98.2

8.2. Résultats individuels





	Gymnaste	Equipe	Annee					Total
1	LHOMMEL LAURE	CALAIS	1997	6.1	6.8	7.1	7.2	27.2
2	MERLIN MANON	CALAIS	1997	6.2	6.8	6.8	7.3	27.1
3	DELABYE MATHILDE	CALAIS	2000	6.4	7.0	6.7	6.6	26.7
4	GORNY CLEA	ARRAS	1999	6.5	5.6	6.6	6.6	25.3
5	LUTIN JULIETTE	GUINES	2002	5.7	6.1	6.8	6.5	25.1
6	VERHEE ALICE	CALAIS	1997	5.7	5.6	6.5	6.8	24.6
7	PETIT KIM	GUINES	1998	5.7	5.5	6.7	6.5	24.4
8	LETURGE LEA	ARRAS	2000	6.1	5.1	6.1	7.0	24.3
9	BOU VANWYNSBERGE	ARRAS	2000	4.8	6.3	6.2	6.6	23.9
10	JOLY MARIE *	CALAIS	1995	5.5	5.2	6.1	6.6	23.4
11	TINARD AUDREY	GUINES	2000	5.8	5.7	6.7	4.9	23.1
12	CENNELLA TRIPLET FLORA	GUINES	2002	5.4	4.7	6.3	6.6	23.0
13	SAELENS ALIX	ARRAS	2001	6.1	5.6	4.8	6.0	22.5
14	VANHERSECKE SIXTINE	GUINES	1998	4.7	3.3	7.0	6.8	21.8
15	MARTIN ELISE	CALAIS	1997	0.0	6.9	6.5	7.4	20.8
16	PREUX PAULINE	ARRAS	2002	0.0	5.8	6.9	6.2	18.9
17		ARRAS	0	0.0	0.0	0.0	0.0	0.0
	RAMET CLAIRE	GUINES	1998	0.0	0.0	0.0	0.0	0.0
	HEMBERT CELINE	CALAIS	1997	0.0	0.0	0.0	0.0	0.0
	*	CALAIS	0	0.0	0.0	0.0	0.0	0.0
	*	CALAIS	0	0.0	0.0	0.0	0.0	0.0
	*	CALAIS	0	0.0	0.0	0.0	0.0	0.0
	*	CALAIS	0	0.0	0.0	0.0	0.0	0.0
	*	CALAIS	0	0.0	0.0	0.0	0.0	0.0

9. FEMININ NIVEAU8 7-8 ans . SA_DA (individuels)

9.1. Résultats par équipes

	Equipe	Club					Total
1	CARVIN	CARVIN	21.6	27.8	28.4	27.2	105.0

9.2. Résultats individuels

	Gymnaste	Equipe	Annee					Total
1	BOULNOIS LUCIE	CARVIN	2005	5.2	7.1	7.3	6.9	26.5
	LALOYER ADELAIDE	CARVIN	2005	5.8	7.0	7.5	6.2	26.5
3	DESPLANQUE LILOU	CARVIN	2006	5.2	7.1	6.7	6.7	25.7
4	POSPIESZYNSKI LOLA	CARVIN	2005	5.3	6.6	6.8	6.8	25.5
5	BOCQUET KASSANDRA	CARVIN	2006	5.3	6.4	6.8	6.6	25.1
6	MOUVEAUX FLORINE	CARVIN	2006	0.0	6.3	5.8	6.8	18.9