

Résultats de la compétition





Départementaux

SAINS EN GOHELLE





02 Février 2014

1. FEMININ NIVEAU6 7-10 ans . SA_DA (individuels)

1.1. Résultats par équipes





	Equipe	Club					Total
1	HENIN BEAUMONT	HENIN BEAUMONT	24.8	26.1	25.4	24.5	100.8

1.2. Résultats individuels

	Gymnaste	Equipe	Annee					Total
1	BULTEEL DEBORAH	HENIN BEAUMONT	2004	6.5	8.0	6.4	6.6	27.5
2	DELBARRE CELIE	HENIN BEAUMONT	2004	6.0	6.4	6.5	6.4	25.3
3	OUAS SARAH	HENIN BEAUMONT	2004	6.4	6.8	6.2	5.5	24.9
4	BILLAUT JADE	HENIN BEAUMONT	2005	5.9	4.9	6.3	6.0	23.1
5		HENIN BEAUMONT	0	0.0	0.0	0.0	0.0	0.0
		HENIN BEAUMONT	0	0.0	0.0	0.0	0.0	0.0

2. FEMININ NIVEAU6 9-12 ans . SA_DA (individuels)

2.1. Résultats par équipes

	Equipe	Club					Total
1	GUINES	GUINES	27.3	22.7	26.1	25.4	101.5

2.2. Résultats individuels





	Gymnaste	Equipe	Annee					Total
1	PARISSEAUX ALICIA	GUINES	2003	7.5	7.7	7.2	6.6	29.0
2	DUCLAY ZOE	GUINES	2003	6.9	6.3	6.5	5.7	25.4
3	DELANNOY MANON	GUINES	2001	6.9	5.0	5.9	6.4	24.2
4	CREGNIOT MARINE	GUINES	2002	6.0	3.5	5.7	6.6	21.8
5	PRUVOST MARIE	GUINES	2002	5.7	3.7	6.5	5.8	21.7
6	IMBERT LOUISE *	GUINES	2003	5.3	3.0	5.0	4.7	18.0
7	SAMELOT LISE	GUINES	2002	0.0	0.0	0.0	0.0	0.0
	*	GUINES	0	0.0	0.0	0.0	0.0	0.0
	*	GUINES	0	0.0	0.0	0.0	0.0	0.0
	*	GUINES	0	0.0	0.0	0.0	0.0	0.0
	*	GUINES	0	0.0	0.0	0.0	0.0	0.0
	*	GUINES	0	0.0	0.0	0.0	0.0	0.0

3. FEMININ NIVEAU6 11 + . SA_DA (individuels)

3.1. Résultats par équipes

	Equipe	Club					Total
1	MONTIGNY	MONTIGNY	29.4	28.9	27.4	30.6	116.3
2	CARVIN	CARVIN	28.7	29.3	28.1	30.1	116.2
	CALAIS	CALAIS	27.0	29.5	29.5	30.2	116.2
4	GUINES	GUINES	27.3	29.0	27.7	28.4	112.4
5	SAINT MARTIN	SAINT MARTIN	24.9	27.0	27.8	29.1	108.8
6	HULLUCH	HULLUCH	19.7	19.6	20.0	18.2	77.5

3.2. Résultats individuels

	Gymnaste	Equipe	Annee					Total
1	GRAUX ELISE	MONTIGNY	1997	7.7	8.1	7.3	7.6	30.7
2	HEMBERT LINDSAY	GUINES	1992	6.9	7.5	7.5	7.6	29.5
	DUFOSSE SABRINA	CALAIS	1982	6.7	7.7	7.4	7.7	29.5
4	NIANG ROMMELARD LOU MALENE	CARVIN	1998	7.7	7.7	6.8	7.2	29.4
	LAURENT EMMANUELLE	CALAIS	1998	7.0	6.8	7.7	7.9	29.4
6	WIECZOREK OPHELIE *	MONTIGNY	2000	7.4	7.6	6.9	7.3	29.2
7	DHAENENS OCEANE	CARVIN	2002	7.5	6.6	7.4	7.4	28.9
	FOYER MARIE	CARVIN	2000	6.0	7.4	7.8	7.7	28.9
9	FIEFFE SIDONIE	MONTIGNY	2001	7.6	6.9	6.3	7.8	28.6
10	GAY VALENTINE	CALAIS	2001	6.8	8.0	6.2	7.3	28.3
11	LUCAS LUCIE	MONTIGNY	2000	6.0	7.4	7.0	7.7	28.1
	RICHARD ZOE	SAINT MARTIN	2000	6.7	6.8	7.0	7.6	28.1
13	GAVOIS CAMILLE	GUINES	1996	6.9	7.6	6.6	6.9	28.0
14	LECOEUR LUCIE	CARVIN	1995	6.8	7.6	5.9	7.6	27.9
15	BUTELLE LEONIE	GUINES	1999	6.7	7.0	6.8	7.3	27.8
	DUTHILLEUL ANDREA	CALAIS	2000	6.5	7.0	7.0	7.3	27.8
17	NAVET CHARLOTTE	SAINT MARTIN	1999	6.1	7.0	7.1	7.2	27.4
18	PART PAULINE	HULLUCH	1998	7.2	6.7	7.4	6.0	27.3
19	IDKOWIAK ELISE	MONTIGNY	2002	7.2	6.3	6.0	7.3	26.8
20	HANQUIEZ JENNIFER	SAINT MARTIN	1999	6.2	6.7	6.7	7.1	26.7
21	LESUR MANON	GUINES	2000	6.7	6.9	6.6	6.3	26.5
22	BULTEZ ALICIA	MONTIGNY	2002	6.9	6.5	5.3	7.5	26.2
	LARIDANT ESTELLE	SAINT MARTIN	1999	5.8	6.2	7.0	7.2	26.2
24	BUTEZ EMELINE	GUINES	1994	6.8	6.4	6.8	5.8	25.8
25	SANTANDREU FLORINE	HULLUCH	1998	6.8	6.2	6.3	6.4	25.7
26	DRAPIER LEA	MONTIGNY	2002	6.8	4.8	6.8	6.9	25.3
27	CABOCHE LEA *	SAINT MARTIN	2001	5.9	6.2	6.2	6.7	25.0
28	DEBONNEVILLE FLAVIE *	GUINES	2000	6.7	6.0	5.7	6.5	24.9
	THERET FREDERIQUE	SAINT MARTIN	1996	5.9	5.7	6.3	7.0	24.9
	PEREIRA LOU	SAINT MARTIN	2000	5.6	6.5	5.8	7.0	24.9
31	DAAMS MARIE	HULLUCH	1998	5.7	6.7	6.3	5.8	24.5
32	BERTRAND JULIE	CARVIN	2000	6.7	4.2	6.1	7.4	24.4
33	ROBACHE SEPHORA	GUINES	1999	5.8	5.1	5.9	6.6	23.4
34	HERMENT MELODY	CALAIS	1990	0.0	5.4	7.4	7.2	20.0
35	*	MONTIGNY	0	0.0	0.0	0.0	0.0	0.0
	*	MONTIGNY	0	0.0	0.0	0.0	0.0	0.0
	*	MONTIGNY	0	0.0	0.0	0.0	0.0	0.0





*	MONTIGNY	0	0.0	0.0	0.0	0.0	0.0
*	MONTIGNY	0	0.0	0.0	0.0	0.0	0.0
NANTARA LISA	CARVIN	2000	0.0	0.0	0.0	0.0	0.0
*	GUINES	0	0.0	0.0	0.0	0.0	0.0
*	GUINES	0	0.0	0.0	0.0	0.0	0.0
*	GUINES	0	0.0	0.0	0.0	0.0	0.0
*	GUINES	0	0.0	0.0	0.0	0.0	0.0
*	GUINES	0	0.0	0.0	0.0	0.0	0.0
*	SAINT MARTIN	0	0.0	0.0	0.0	0.0	0.0
*	SAINT MARTIN	0	0.0	0.0	0.0	0.0	0.0
*	SAINT MARTIN	0	0.0	0.0	0.0	0.0	0.0
*	SAINT MARTIN	0	0.0	0.0	0.0	0.0	0.0
*	SAINT MARTIN	0	0.0	0.0	0.0	0.0	0.0
GALLET SANDY	HULLUCH	1997	0.0	0.0	0.0	0.0	0.0
	HULLUCH	0	0.0	0.0	0.0	0.0	0.0
	HULLUCH	0	0.0	0.0	0.0	0.0	0.0
LEDET FANNY	CALAIS	1995	0.0	0.0	0.0	0.0	0.0

4. FEMININ NIVEAU5 11 + . SIMPLE_APPARTENANCE (individuels)

4.1. Résultats par équipes

	Equipe	Club					Total
1	MARQUISE 1	MARQUISE 1	29.0	32.7	33.1	33.4	128.2
2	CALAIS	CALAIS	29.6	32.5	32.0	33.6	127.7
3	CALAIS	CALAIS	29.4	33.3	30.7	33.7	127.1
4	HULLUCH	HULLUCH	28.7	33.3	32.4	30.2	124.6
5	CARVIN	CARVIN	27.3	32.4	30.1	32.3	122.1
6	SAINS EN GOHELLE	SAINS EN GOHELLE	30.3	31.2	28.7	30.8	121.0
7	SAINT MARTIN	SAINT MARTIN	28.1	30.6	30.6	31.1	120.4
8	ARRAS	ARRAS	27.4	24.1	28.1	30.8	110.4
9	MARQUISE 2	MARQUISE 2	26.4	29.2	24.9	27.0	107.5





4.2. Résultats individuels

	Gymnaste	Equipe	Annee					Total
1	BINSSE SOPHIE	MARQUISE 1	1992	7.4	8.0	8.5	8.7	32.6
2	ROCHOY MAGALI	MARQUISE 1	1995	7.3	8.6	8.0	8.4	32.3
	DEVOS BLANCHE	HULLUCH	1998	7.5	8.7	8.1	8.0	32.3
4	JACQUES MARION	CALAIS	1998	7.3	8.1	8.2	8.6	32.2
5	GRADELET EMMA	CALAIS	1996	7.4	8.4	8.0	8.3	32.1
6	DESMONT JADE	SAINS EN GOHELLE	1999	7.6	8.4	7.6	8.4	32.0
7	BAYARD LUCY	CALAIS	2001	7.4	7.4	8.3	8.8	31.9
8	FASQUEL JULIETTE	MARQUISE 1	1990	7.4	7.9	8.6	7.8	31.7
	BROOD LAURA	CALAIS	1992	7.2	8.6	7.5	8.4	31.7
10	DAMIENS JULIE	CALAIS	1990	7.8	8.1	7.0	8.6	31.5
11	LEROUX ELYSA *	GUINES	1996	7.5	7.8	7.8	8.3	31.4
	LEMAIRE ALISON	CALAIS	1987	7.0	8.2	7.8	8.4	31.4
	CARDON LOU	CALAIS	1997	7.3	7.8	8.0	8.3	31.4
14	DECOUDU EMMY	CALAIS	2000	7.4	8.5	7.5	7.8	31.2
15	CROIBIER CELIA	SAINT MARTIN	1998	7.5	7.5	7.8	8.3	31.1
16	LEROUX MARGAUX *	GUINES	1994	7.2	8.0	8.0	7.8	31.0
17	CAUVIN CELINE *	BEUVRY	1998	7.5	7.8	8.3	7.3	30.9
18	MALARD COLINE	MARQUISE 1	1997	6.4	8.2	8.0	8.2	30.8
19	LEQUIEN MARINE	CARVIN	2000	7.3	8.3	7.1	8.0	30.7
	HENNACHE ALINE	HULLUCH	2000	7.2	8.2	8.1	7.2	30.7
	HENNACHE LUCIE	HULLUCH	1998	6.5	8.2	8.2	7.8	30.7
22	HELLER ALYNE	CARVIN	1999	7.3	7.6	7.3	8.1	30.3
23	OBERT OPHELIE	CARVIN	1999	6.2	8.3	7.9	7.6	30.0
	TELLIER MARIE	MARQUISE 1	1993	6.9	7.9	7.1	8.1	30.0
25	PAQUE MATHILDE	SAINT MARTIN	1989	7.3	8.2	6.3	8.1	29.9
	DUQUESNOY ALEXE	HULLUCH	1997	7.4	7.9	7.4	7.2	29.9
	WASSELIN MARRY	CALAIS	2001	7.5	8.1	6.4	7.9	29.9
28	DAVIGNY MARGAUX *	BEUVRY	1998	7.1	6.5	8.2	8.0	29.8
29	FOURDIN PERRINE	MARQUISE 1	1998	6.5	7.5	7.8	7.9	29.7
	CHAUMETTE MARION	SAINS EN GOHELLE	1998	7.7	8.5	6.3	7.2	29.7
31	FOSSE ROMANE	CARVIN	2000	6.4	8.2	6.8	8.1	29.5
	DUWAT JULIETTE	SAINT MARTIN	1996	7.2	7.3	7.8	7.2	29.5
	DELAPORTE ALEXANDRA	HULLUCH	2000	6.6	8.2	8.0	6.7	29.5
34	DEGEUSE ALIZEE	SAINS EN GOHELLE	1997	7.6	7.0	7.4	7.4	29.4





35	VAHE PHILIPPINE	ARRAS	1999	7.2	6.6	6.5	8.3	28.6
36	FERRO MILON SARAH	CARVIN	2000	6.3	6.3	7.8	8.1	28.5
37	HERMANT LEA	SAINS EN GOHELLE	1996	7.3	7.3	6.1	7.7	28.4
38	D'ANDREA LOU	SAINT MARTIN	1999	6.1	7.3	8.2	6.7	28.3
39	CAZIN JULIETTE	SAINT MARTIN	1995	5.8	7.6	6.8	7.5	27.7
40	LEGAY TESSE	SAINS EN GOHELLE	2000	7.4	6.5	6.4	7.3	27.6
	ANSELIN JULIETTE	ARRAS	1999	6.1	7.3	6.6	7.6	27.6
42	LEWANDOWSKI LISON	SAINS EN GOHELLE	1998	6.4	6.5	7.3	7.1	27.3
43	MIELLOT HONORINE	MARQUISE 2	1998	6.5	7.1	6.7	6.9	27.2
44	BEAUCAMPS MARGAUX	ARRAS	1997	6.9	5.5	7.2	7.5	27.1
	THOUVENIN SABINE	ARRAS	1998	7.2	4.7	7.8	7.4	27.1
46	LAMBERT FLORINE	MARQUISE 2	1991	6.4	6.8	6.5	7.1	26.8
47	LAMBERT CAPUCINE	MARQUISE 2	1998	6.4	8.0	5.7	5.9	26.0
48	RUOROCHE CAMILLE	MARQUISE 2	1997	7.1	4.9	6.0	6.5	24.5
49	CADET MARINE	CALAIS	1989	0.0	7.3	7.4	7.9	22.6
50	HANON MATHILDE	MARQUISE 2	1998	0.0	7.3	5.6	6.5	19.4
51	CAROUGE LISA *	SAINT MARTIN	1998	0.0	5.5	6.1	7.0	18.6
52	TERAMO ELISA	CARVIN	1998	0.0	0.0	0.0	0.0	0.0
	*	GUINES	0	0.0	0.0	0.0	0.0	0.0
	*	GUINES	0	0.0	0.0	0.0	0.0	0.0
	*	GUINES	0	0.0	0.0	0.0	0.0	0.0
	*	GUINES	0	0.0	0.0	0.0	0.0	0.0
	*	BEUVRY	0	0.0	0.0	0.0	0.0	0.0
	*	BEUVRY	0	0.0	0.0	0.0	0.0	0.0
	*	BEUVRY	0	0.0	0.0	0.0	0.0	0.0
	*	BEUVRY	0	0.0	0.0	0.0	0.0	0.0
	NICOLLE PASCALINE	SAINT MARTIN	1990	0.0	0.0	0.0	0.0	0.0
	*	SAINT MARTIN	0	0.0	0.0	0.0	0.0	0.0
	*	SAINT MARTIN	0	0.0	0.0	0.0	0.0	0.0
	*	SAINT MARTIN	0	0.0	0.0	0.0	0.0	0.0
	*	SAINT MARTIN	0	0.0	0.0	0.0	0.0	0.0
	*	SAINT MARTIN	0	0.0	0.0	0.0	0.0	0.0
		MARQUISE 2	0	0.0	0.0	0.0	0.0	0.0
		ARRAS	0	0.0	0.0	0.0	0.0	0.0
		ARRAS	0	0.0	0.0	0.0	0.0	0.0
	DUREZ OPHELIE	HULLUCH	1998	0.0	0.0	0.0	0.0	0.0
	BROOD EMELINE	CALAIS	1988	0.0	0.0	0.0	0.0	0.0
	PAUL GWENDOLINE	CALAIS	2000	0.0	0.0	0.0	0.0	0.0

5. FEMININ NIVEAU4 11 + . SIMPLE_APPARTENANCE (individuels)

5.1. Résultats par équipes

	Equipe	Club					Total
1	MONTIGNY	MONTIGNY	22.8	27.0	26.7	26.2	102.7
2	HENIN BEAUMONT	HENIN BEAUMONT	22.8	26.8	26.7	25.6	101.9

5.2. Résultats individuels





	Gymnaste	Equipe	Annee					Total
1	YOUSFI TELLY	HENIN BEAUMONT	1998	7.7	8.8	9.0	8.7	34.2
2	CASADEI MELANIE	MONTIGNY	1995	7.5	8.9	8.8	8.8	34.0
	GOMES AMALIA	MONTIGNY	1996	7.5	8.9	8.9	8.7	34.0
	LACOUR ORLANE	MONTIGNY	1998	7.8	9.2	8.3	8.7	34.0
5	BULTEZ MELINDA	MONTIGNY	2000	7.4	8.8	9.0	8.7	33.9
6	BATATA ADELIN	HENIN BEAUMONT	1996	7.4	8.8	8.9	8.5	33.6
7	LAGACHE MEGHAN	MONTIGNY	1996	7.5	8.9	8.4	8.7	33.5
8	CHEVRY MELANIE *	MONTIGNY	1991	7.1	8.5	8.9	8.8	33.3
9	JOVENET AGLAE	HENIN BEAUMONT	1998	7.6	9.0	7.7	8.4	32.7
10	WIDEHEM ALEXANDRA	HENIN BEAUMONT	1999	6.5	9.0	7.8	7.9	31.2
11	GALLET SARAH	HENIN BEAUMONT	1999	7.5	6.8	8.8	0.0	23.1
12	*	MONTIGNY	0	0.0	0.0	0.0	0.0	0.0
	*	MONTIGNY	0	0.0	0.0	0.0	0.0	0.0
	*	MONTIGNY	0	0.0	0.0	0.0	0.0	0.0
	*	MONTIGNY	0	0.0	0.0	0.0	0.0	0.0

6. FEMININ NIVEAU2 11 + . SIMPLE_APPARTENANCE (individuels)

6.1. Résultats par équipes





	Equipe	Club					Total
--	--------	------	---	---	---	---	-------

6.2. Résultats individuels





	Gymnaste	Equipe	Annee					Total
1	GRESSIER FLORINE *	CALAIS	1992	8.1	4.9	8.2	8.8	30.0
2	*	CALAIS	0	0.0	0.0	0.0	0.0	0.0
	*	CALAIS	0	0.0	0.0	0.0	0.0	0.0
	*	CALAIS	0	0.0	0.0	0.0	0.0	0.0
	*	CALAIS	0	0.0	0.0	0.0	0.0	0.0

7. FEMININ NIVEAU6 9-14 ans . SA_DA (individuels)

7.1. Résultats par équipes

	Equipe	Club					Total
1	MARQUISE	MARQUISE	26.8	28.3	27.3	28.8	111.2
2	CALAIS	CALAIS	26.5	26.4	26.5	28.0	107.4

7.2. Résultats individuels





	Gymnaste	Equipe	Annee					Total
1	RUOROCHE JULIE	MARQUISE	2000	7.0	7.5	7.5	7.7	29.7
2	DEBIENNE VICTOIRE	MARQUISE	2000	6.9	7.9	6.2	7.6	28.6
3	DURINDEL AXELLE	CALAIS	2001	7.0	6.5	6.8	7.2	27.5
4	PIQUE PAULINE	CALAIS	2001	6.3	6.7	7.2	6.8	27.0
5	DESAINS MARIE	MARQUISE	2001	6.5	6.9	6.7	6.7	26.8
	MILLIN PAULINE	CALAIS	2001	7.3	6.5	5.9	7.1	26.8
7	BAUDE FLAVIE	MARQUISE	1999	6.4	6.0	6.8	6.8	26.0
8	WERDENBERG TIFANY	CALAIS	2001	5.5	6.7	6.6	6.9	25.7
9	GOSSE JULIE	MARQUISE	2001	5.9	6.0	6.3	6.2	24.4
10	DIEFFENBACH LISA	CALAIS	2000	5.9	5.4	5.4	6.3	23.0
11	CROISIER JUSTINE	CALAIS	2000	5.9	4.5	5.6	5.9	21.9
12	HAGNIER CAROLINE	MARQUISE	1999	0.0	0.0	0.0	0.0	0.0

8. FEMININ NIVEAU5 9-14 ans . SIMPLE_APPARTENANCE (individuels)

8.1. Résultats par équipes

	Equipe	Club					Total
--	--------	------	---	---	---	---	-------

8.2. Résultats individuels

	Gymnaste	Equipe	Annee					Total
1	SOUIN FLAVIE *	BEUVRY	2000	7.2	8.2	7.9	7.6	30.9
2	*	BEUVRY	0	0.0	0.0	0.0	0.0	0.0
	*	BEUVRY	0	0.0	0.0	0.0	0.0	0.0
	*	BEUVRY	0	0.0	0.0	0.0	0.0	0.0
	*	BEUVRY	0	0.0	0.0	0.0	0.0	0.0
	*	BEUVRY	0	0.0	0.0	0.0	0.0	0.0