





Résultats de la compétition
Finale Régionale FIR GAF GAM
WATTRELOS
29 et 30 mars 2014

1. FEMININ NIVEAU7 7-10 ans . SA_DA (individuels)

1.1. Résultats par équipes

	Equipe	Club					Total
1	Haubourdin	59--Haubourdin gym	29.8	31.4	29.7	28.6	119.5
2	Fives	59--St maurice fives	27.3	29.3	29.4	29.3	115.3
3	Mouvoux 2	59--Association Sportive Mouvalloise	27.2	28.6	29.0	30.1	114.9
4	Faches	59--Faches thumesnil	27.8	28.0	30.3	28.4	114.5
5	LUC gym	59--Luc gym	29.3	28.7	27.9	28.0	113.9
6	Bailleul	59--Avenir de bailleul	24.4	30.6	28.4	29.3	112.7
7	Douai	59--Douai	26.2	27.5	27.1	29.2	110.0
8	Lambersart 1	59--SMG Lambersart	26.1	26.6	29.3	27.2	109.2
9	Lambersart 2	59--SMG Lambersart	25.0	27.6	27.3	28.8	108.7
10	Emmerin	59--Animation Gymnique Emmerinoise	25.1	26.1	26.5	27.3	105.0
11	Cysoing	59--Progres cysonien	25.1	21.8	29.6	27.8	104.3
12	Orchies	59--La concorde orchies	24.8	25.7	24.6	28.1	103.2
13	Wattrelos	59--La patriote de wattrelos	24.1	23.6	24.9	29.2	101.8
14	Mouvoux 1	59--Association Sportive Mouvalloise	23.6	25.6	25.5	26.9	101.6
15	Henin gym	Henin Gym	24.1	22.9	25.3	26.9	99.2
16	Arras RC	62--Racing club d'arras gymnastique artistique et sportive	22.3	20.5	26.5	28.3	97.6

1.2. Résultats individuels







	Gymnaste	Equipe	Annee					Total
1	AVELANGE Manon	Haubourdin	2004	7.9	7.9	7.6	6.9	30.3
	FELOUSSIA Schaïma	Mouvoux 2	2003	7.1	7.8	7.6	7.8	30.3
3	CHASTIN Yéléna	Haubourdin	2005	7.3	8.0	7.5	6.8	29.6
4	CARCEL Léane	Haubourdin	2003	7.3	7.9	7.3	7.0	29.5
	DEBRUGE Alicia	Haubourdin	2003	7.3	7.6	7.3	7.3	29.5
6	AMANT Maeva	Fives	2005	6.8	7.5	7.6	7.4	29.3
	COUURIER Elea	Fives	2004	7.1	7.5	7.3	7.4	29.3
8	DAMALAINÉ Elisa	LUC gym	2003	7.3	7.7	6.9	7.3	29.2
	TAFFOREAU Emma	LUC gym	2004	7.5	7.2	7.3	7.2	29.2
10	WOLANSKI Cléa	Haubourdin	2003	7.2	7.5	7.3	7.1	29.1
11	GOEMAERE Alexia	Faches	2004	6.8	7.6	7.5	7.0	28.9
12	LECOEUCHE Lucile	Bailleul	2003	6.4	7.8	7.2	7.4	28.8
	ACCETONE Eglantine	Mouvoux 2	2003	6.5	7.0	7.5	7.8	28.8
14	HEVIN Zoé	Faches	2004	6.9	6.9	7.7	7.1	28.6
15	PLATEVOET Charlotte	Bailleul	2005	6.2	7.7	7.0	7.3	28.2
	GARCIA Clémence	Faches	2003	7.2	6.9	7.0	7.1	28.2
17	BA Jouldee	Fives	2004	7.0	6.6	7.4	7.1	28.1
18	DESCAMPS Camille	Mouvoux 2	2003	7.5	7.0	6.2	7.3	28.0
	MALLET Loane	Douai	2003	6.3	7.9	6.9	6.9	28.0
20	SINSOULIEU Cyndel	Fives	2003	6.4	7.2	7.1	7.2	27.9
21	DACQUIN Emma	Bailleul	2004	5.9	7.5	7.1	7.3	27.8
22	ROUABAH Ibissem	Faches	2003	6.9	6.5	7.8	6.5	27.7
23	CAUX Mandy	Emmerin	2003	7.0	6.8	7.0	6.8	27.6
	BINET Anaëlle	Haubourdin	2003	7.1	6.8	6.5	7.2	27.6
	DEFOSSEZ Lucile	Bailleul	2005	5.6	7.6	7.1	7.3	27.6
	DERAIN Lisa	Lambersart 2	2005	6.5	7.2	7.0	6.9	27.6

27	DEFIVES Alice *	Faches 1 (indiv) (indiv)	2003	7.1	6.0	7.4	6.9	27.4
28	LEFEBVRE Tamara	Wattrelos	2003	6.2	7.0	6.5	7.5	27.2
	VERRONS Laurette	Lambersart 1	2004	6.8	5.9	7.5	7.0	27.2
30	BAUDET Margot	LUC gym	2003	6.9	6.9	6.8	6.5	27.1
	LEPOUTRE Constance	Lambersart 1	2004	6.2	6.8	7.3	6.8	27.1
32	BAILLEUL Julie	Bailleul	2003	5.9	7.3	6.7	7.1	27.0
	BENABDALLAH Nihad	Faches	2004	5.9	6.6	7.3	7.2	27.0
34	MENU Carla	Lambersart 1	2004	7.0	6.9	6.7	6.3	26.9
	TAILLIEZ ELSA	Douai	2005	6.1	6.7	6.9	7.2	26.9
36	THOMASSIN Lelie	Cysoing	2005	6.6	6.0	7.1	7.1	26.8
	ASSAKER Anne	LUC gym	2004	7.3	6.9	5.6	7.0	26.8
	LANCEL LOLA	Douai	2003	6.6	6.5	6.4	7.3	26.8
39	DURIEZ Jeanne	Arras RC	2004	6.0	6.6	7.1	7.0	26.7
	LIENARD Angele	Orchies	2004	6.1	6.9	6.4	7.3	26.7
	SMAGGHE Mélyne	Mouvaux 2	2004	6.1	6.8	6.6	7.2	26.7
	PLOUVIN Meline	Douai	2005	7.1	5.3	6.9	7.4	26.7
43	VAN LABBEKE Laure	Fives	2003	6.1	7.1	6.1	7.3	26.6
	GROSSOCORDONE Blanche	Lambersart 2	2004	5.2	6.9	7.1	7.4	26.6
45	FOUQUET Philippine	Lambersart 1	2004	6.1	6.0	7.3	7.1	26.5
	LECLERCQ Agathe	Lambersart 2	2004	6.4	6.5	6.6	7.0	26.5
	OLIVIER Paloma	Lambersart 2	2003	5.8	6.9	6.6	7.2	26.5
48	BUSSON Florine	Cysoing	2005	6.8	5.6	6.9	6.9	26.2
	HOUSSIN Eugénie	LUC gym	2003	7.2	6.4	6.1	6.5	26.2
	1 DOHET Marie Amelie	Henin gym	2005	6.3	6.4	6.4	7.1	26.2
51	HOULLA Imène	LUC gym	2003	6.9	5.8	6.9	6.4	26.0
	DEPREZ Charlotte	Bailleul	2005	5.8	6.2	7.0	7.0	26.0
	HAMI Amel	Mouvaux 1	2003	5.9	7.2	6.6	6.3	26.0
	GIRAUD Eléonor	Mouvaux 2	2004	5.6	6.5	7.0	6.9	26.0
	BOULFOUL Imane *	Faches 1 (indiv) (indiv)	2003	7.1	6.1	6.4	6.4	26.0
	LAPEYRE Alice	Lambersart 1	2004	5.6	6.9	7.2	6.3	26.0
57	CARDON Mélody	Faches	2004	6.0	5.7	7.2	7.0	25.9
	GRADONI Janelle	Lambersart 2	2005	6.3	6.6	5.8	7.2	25.9
59	BRAL Morgane	Emmerin	2003	6.5	6.7	6.6	6.0	25.8
60	VERSTRAETE Camille	Mouvaux 2	2005	5.8	6.5	6.9	6.5	25.7
61	DZIEDZIC Lou-ann	Emmerin	2004	6.0	6.3	6.6	6.7	25.6
	PIERRACHE Lucie	Cysoing	2005	6.4	4.7	7.7	6.8	25.6
63	GUENOT Eloise	Orchies	2004	6.3	6.2	5.9	7.1	25.5
64	NOCEK Solane	Wattrelos	2005	5.8	5.5	6.8	7.3	25.4
65	PISANI Agata	Wattrelos	2004	6.4	5.5	5.9	7.4	25.2
66	2 TEIXERA PINTO Celia	Henin gym	2004	5.9	6.6	6.4	6.2	25.1
67	PARMENTIER Emma	Orchies	2003	6.1	7.0	5.8	6.1	25.0
	DESCHAMPS Oriane	Mouvaux 1	2004	5.9	5.4	6.6	7.1	25.0
69	DUHAMEL AUREORE	Douai	2005	6.2	6.4	4.8	7.3	24.7
70	CALLEWAERT Pauline	Orchies	2003	6.3	5.6	5.6	7.0	24.5
	LUCAS Léa	Mouvaux 1	2003	6.3	5.7	5.8	6.7	24.5
72	CAUX Leïlou	Emmerin	2006	5.3	6.3	6.3	6.5	24.4
	LEROY Capucine	Cysoing	2005	5.3	5.2	7.4	6.5	24.4
	HAQUETTE Inès	Mouvaux 1	2003	5.5	6.0	6.5	6.4	24.4
75	DUBUISSEZ Laure	Cysoing	2004	4.9	5.0	7.4	7.0	24.3
76	3 DUQUESNE Louise	Henin gym	2004	5.9	5.4	6.1	6.8	24.2
77	SOBEZALZ Clemence	Orchies	2004	5.7	5.2	6.5	6.7	24.1
	LAUBIE Constance	Mouvaux 1	2003	5.3	6.7	5.4	6.7	24.1
79	DA SILVA Camille	Wattrelos	2003	5.7	5.6	5.7	7.0	24.0
80	VAILLANT Anna	Arras RC	2004	5.8	4.7	6.3	7.1	23.9
81	REVEL Esther	Cysoing	2005	5.3	5.0	6.9	6.6	23.8







82	4 BOVO Christine	Henin gym	2005	6.0	4.5	6.4	6.8	23.7
83	BALESTRA Margot	Arras RC	2004	5.3	4.4	6.6	7.2	23.5
	SAELENS Pauline	Arras RC	2004	5.2	4.8	6.5	7.0	23.5
85	SANSON Claire	Emmerin	2005	5.6	4.9	5.5	7.3	23.3
86	ROUTIER Euridice *	Cysoing 1 (indiv) (indiv)	2005	5.0	4.3	6.8	6.9	23.0
87	CORNU Margaux	Lambersart 2	2004	5.2	4.3	5.9	6.9	22.3
88	POLLET Alvena	Wattrelos	2004	5.5	5.1	2.4	7.0	20.0
89	DUMENYA Emma	Emmerin	2003	0.0	0.0	0.0	0.0	0.0
	HERDUIN MaËva	Arras RC	2005	0.0	0.0	0.0	0.0	0.0
	REYNAT Caitlyn	Arras RC	2006	0.0	0.0	0.0	0.0	0.0
	DUEZ Victoire	Orchies	2004	0.0	0.0	0.0	0.0	0.0
	RIVIERE Margot *	Lambersart 1 (indiv) (indiv)	2004	0.0	0.0	0.0	0.0	0.0
	COQUEEL Adele	Lambersart 1	2004	0.0	0.0	0.0	0.0	0.0
	5	Henin gym	0	0.0	0.0	0.0	0.0	0.0
	6	Henin gym	0	0.0	0.0	0.0	0.0	0.0

2. MASCULIN NIVEAU5 9-14 ans . SA_DA (individuels)

2.1. Résultats par équipes








	Equipe	Club							Total
1	Wattrelos	59--La patriote de wattrelos	29.6	23.8	25.8	30.9	31.3	30.2	171.6
2	Cysoing	59--Progres cysonien	28.7	20.8	22.3	30.5	31.3	28.8	162.4
3	Wasquehal	59--Esperance wasquehal gym	19.0	17.6	21.4	25.7	30.2	26.7	140.6

2.2. Résultats individuels

	Gymnaste	Equipe	Annee							Total
1	GUITTON Antoine	Wattrelos	2002	7.6	6.5	6.6	7.8	7.8	7.7	44.0
2	CHASSIN Killian	Wattrelos	2003	7.1	5.1	7.3	7.6	7.9	7.6	42.6
3	BARBOT Martin	Cysoing	2001	7.2	6.2	5.7	7.7	7.8	7.7	42.3
4	JACQUET Hugo	Wattrelos	2002	7.1	5.9	5.8	7.7	7.9	7.4	41.8
5	POTTIER Maxence	Wattrelos	2002	6.5	6.3	6.1	7.7	7.7	6.8	41.1
6	MINET Baptiste	Cysoing	2004	6.8	4.8	6.0	7.6	8.0	7.0	40.2
7	SEGARD Fantin	Cysoing	2004	7.6	4.9	5.3	7.7	7.6	6.9	40.0
8	DERNONCOUR Maxime	Wasquehal	2004	6.6	6.2	5.5	6.4	7.8	7.1	39.6
	POTTIER Baptiste	Wattrelos	2004	6.7	4.8	5.5	7.7	7.4	7.5	39.6
10	LIBERKOVSKI Felix	Cysoing	2004	5.8	4.9	5.3	7.5	7.9	7.2	38.6
11	POTIER Nicolas	Cysoing	2003	7.1	4.7	4.8	7.4	6.9	5.7	36.6
12	PASCAL Remi	Wattrelos	2003	7.8	3.7	5.3	6.6	6.8	6.2	36.4
13	ARMANT Mathis	Wasquehal	2004	6.8	3.5	5.3	5.8	7.5	6.3	35.2
14	LETAILLEUR Bryan	Wasquehal	2001	5.6	3.2	5.1	6.2	7.3	6.0	33.4
15	DEPRET Marius	Wasquehal	2002	0.0	4.7	5.5	7.3	7.6	7.3	32.4
16	D'HALLEWIN Mahé *	Sainghin 1 (indiv) (indiv)	2001	5.1	4.3	5.0	6.7	6.7	3.9	31.7
17	LATREILLE Quentin	Wasquehal	2004	0.0	0.0	0.0	0.0	0.0	0.0	0.0
	HENNERE Robin	Cysoing	2004	0.0	0.0	0.0	0.0	0.0	0.0	0.0

3. MASCULIN NIVEAU6 9-14 ans . SA_DA (individuels)

3.1. Résultats par équipes







	Equipe	Club								Total
1	LUC gym	59--Luc gym	30.1	27.4	30.1	29.4	29.1	28.7	174.8	
2	Douai	59--Douai	29.1	25.3	28.6	28.9	29.7	28.9	170.5	
3	Font n Gym	59--Font'n Gym	29.3	20.2	27.4	24.2	27.3	25.0	153.4	
4	Amiens	80--Femina Sport Amiens	21.9	17.8	21.2	19.1	21.1	19.2	120.3	

3.2. Résultats individuels







	Gymnaste	Equipe	Année							Total
1	WAGNIER Loup	LUC gym	2004	7.5	7.2	7.5	7.7	7.1	7.0	44.0
2	FROMENT Samuel	LUC gym	2002	7.6	6.9	7.6	6.6	7.5	7.3	43.5
3	MORTREUX NICOLAS	Douai	2002	6.7	6.2	7.3	7.7	7.6	7.8	43.3
4	BERNARD Gabriel	LUC gym	2002	7.5	5.6	7.5	7.6	7.4	7.6	43.2
5	GUALTIERI ENZO	Douai	2003	7.1	6.1	7.4	7.7	7.4	6.9	42.6
6	leplus joss	LUC gym	2003	7.2	7.0	7.5	7.5	6.2	6.8	42.2
7	LEVESQUE LUCAS	Douai	2003	7.3	6.5	6.9	5.6	7.3	7.4	41.0
	STREMSDOERFER GABRIEL	Douai	2003	7.0	6.3	6.7	6.8	7.4	6.8	41.0
9	HERLEM LEO	Douai	2003	7.5	6.3	6.5	6.7	6.9	6.8	40.7
10	CABOCHE Colin	LUC gym	2004	7.5	6.3	6.8	6.4	7.1	6.5	40.6
	AIT-HAMAI Reyles	Amiens	2002	7.4	5.8	7.2	6.5	7.4	6.3	40.6
12	BRENET DUFOUR Arthur	Amiens	2002	7.4	5.7	7.0	6.4	7.2	6.3	40.0
13	BAVILLE VICTOR	Douai	2003	7.2	6.2	7.0	5.7	7.1	6.5	39.7
	NORMAND Thibaut	Amiens	2002	7.1	6.3	7.0	6.2	6.5	6.6	39.7
15	DOUCET Pierre	Font n Gym	2004	7.4	4.9	7.3	5.8	7.7	6.5	39.6
16	DOISY Audric	Font n Gym	2004	7.2	6.2	7.1	6.0	6.6	5.7	38.8
17	LELONG Matteo	Font n Gym	2003	7.2	3.8	6.7	6.0	6.5	7.0	37.2
18	PLUCHART Tanguy	Font n Gym	2002	7.3	4.4	6.3	6.3	6.5	5.8	36.6
19	AMPHARIUS Thomas	Font n Gym	2004	7.4	4.7	6.1	5.9	6.5	5.5	36.1
20	RICHET Rainno	Amiens	2003	0.0	0.0	0.0	0.0	0.0	0.0	0.0

4. MASCULIN NIVEAU6 7-10 ans . SA_DA (individuels)

4.1. Résultats par équipes







	Equipe	Club							Total
1	Cysoing	59--Progres cysonien	27.5	22.0	24.9	26.4	28.3	28.4	157.5
2	Fives	59--St maurice fives	26.3	20.9	24.2	23.2	28.6	27.2	150.4

4.2. Résultats individuels







	Gymnaste	Equipe	Anne e							Total
1	PILLE Anthony	Cysoing	2005	7.4	5.5	6.3	7.7	7.2	7.4	41.5
2	DIX NEUF Arthur *	LUC gym 1 (indiv) (indiv)	2006	7.6	4.9	7.2	5.5	7.2	6.6	39.0
3	VAN WYNENDAELE Titouan	Cysoing	2004	7.0	5.5	6.4	5.8	7.2	6.8	38.7
4	RENOU Noé	Cysoing	2005	6.6	5.1	6.0	6.5	6.9	6.8	37.9
5	LEROY Simon	Fives	2004	6.1	5.9	6.2	5.4	7.2	7.0	37.8
6	LEROY Maxime	Fives	2006	6.9	4.7	6.2	5.4	7.3	6.7	37.2
7	JACQUEMIN Basile	Cysoing	2004	6.2	5.9	4.8	6.0	7.0	6.7	36.6
8	LOCQUET Vincent	Fives	2004	4.8	5.2	6.0	6.2	7.3	6.8	36.3
9	BA Gualajo	Fives	2006	6.3	5.1	5.8	5.5	6.8	6.7	36.2
10	TIBAUX Emeric	Fives	2003	7.0	4.5	5.3	6.1	6.2	6.4	35.5
11	galand djebbar nolan	Cysoing	2006	4.5	4.7	6.2	5.3	6.6	6.3	33.6
12	SEYS Wim	Cysoing	2006	6.5	4.1	3.3	6.2	5.8	7.4	33.3
13	FRANCOIS Mathis	Fives	2004	5.0	3.1	2.2	5.3	6.3	6.3	28.2
14	GALAND-DJEBBAR Nolan *	Cysoing 1 (indiv) (indiv)	2006	0.0	0.0	0.0	0.0	0.0	0.0	0.0

5. MASCULIN NIVEAU5 7-10 ans . SA_DA (individuels)

5.1. Résultats par équipes







	Equipe	Club							Total
1	LUC gym	59--Luc gym	30.0	27.0	26.0	29.9	31.3	30.3	174.5
2	Fives	59--St maurice fives	30.6	21.3	25.8	30.2	31.2	29.7	168.8

5.2. Résultats individuels







	Gymnaste	Equipe	Anne e							Total
1	FOURNIER Louis	LUC gym	2005	7.9	7.1	7.6	7.8	8.1	8.0	46.5
2	LALLEMENT Gauthier	Fives	2003	8.1	6.2	6.9	7.7	8.1	7.7	44.7
3	OUESLATY Ilyès	LUC gym	2004	6.9	7.2	6.2	6.5	7.8	7.6	42.2
4	VANNIEUWENHUYSE Sam	Fives	2003	7.9	4.8	6.6	7.4	7.7	7.3	41.7
5	VERBEKE Gabriel	LUC gym	2003	7.8	6.9	6.1	7.7	7.5	5.3	41.3
6	MAGNIEZ Théo	LUC gym	2004	7.4	5.8	6.1	6.7	7.5	7.5	41.0
7	LADRIERE Antoine	Fives	2004	7.0	5.7	6.2	7.5	6.7	7.8	40.9
8	CHARLET Nathan	LUC gym	2005	6.2	5.5	5.9	7.7	7.9	7.2	40.4
	MICHAUD Alex	Fives	2003	7.2	4.6	6.1	7.6	8.0	6.9	40.4
10	BOUCHER Kim	Fives	2003	7.4	4.0	6.1	7.4	7.2	6.0	38.1
11	MICHAUD Tomas	Fives	2005	6.7	3.4	5.1	6.2	7.4	6.7	35.5
12	MOSSE Ruben *	Sainghin 1 (indiv) (indiv)	2003	6.3	6.2	6.0	7.3	7.1	0.0	32.9

6. MASCULIN NIVEAU5 11 + . SA_DA (individuels)

6.1. Résultats par équipes

	Equipe	Club							Total
1	Fives	59--St maurice fives	26.6	19.2	19.0	29.8	29.3	26.5	150.4

6.2. Résultats individuels

	Gymnaste	Equipe	Anne e							Total
1	COUTURIER Quentin	Fives	1998	7.8	6.4	6.4	7.9	8.1	7.5	44.1
2	DEPREZ Jonathan	Fives	1997	7.4	7.2	6.2	7.5	7.9	7.6	43.8
3	DIEU Frederic *	Amiens 1 (indiv) (indiv)	1997	6.7	6.0	6.9	7.5	8.0	7.8	42.9
4	COUTURIER Florian	Fives	2002	6.1	4.9	6.1	7.4	7.1	7.1	38.7
5	MARESCAUX Enzo	Fives	2002	5.3	0.7	0.3	7.0	6.2	4.3	23.8
6	DUBREUCQ Clement	Fives	2002	0.0	0.0	0.0	0.0	0.0	0.0	0.0
	RUHANT Marc	Fives	1997	0.0	0.0	0.0	0.0	0.0	0.0	0.0





Résultats de la compétition
Finale Régionale FIR GAF GAM
WATTRELOS
29 et 30 mars 2014

1. FEMININ NIVEAU7 9-14 ans . SA_DA (individuels)

1.1. Résultats par équipes

	Equipe	Club					Total
1	Hulluch	62--Association Gymnique et Sportive Hulluchoise	26.4	28.0	29.2	29.7	113.3
2	LUC gym	59--Luc gym	25.1	28.4	28.5	29.5	111.5
3	Wattrelos	59--La patriote de wattrelos	26.2	28.9	27.5	28.3	110.9
	Hazebrouck	59--Hazebrouck	26.1	28.0	28.7	28.1	110.9
5	Marquise	62--La Patriote de Marquise	25.1	26.5	28.9	29.5	110.0
6	Sains en Gohelle	62--Eveil sportif et physique sains en gohelle	25.3	28.2	27.6	28.7	109.8
7	Beuvry	62--Beuvry la concorde	27.1	24.8	27.5	27.8	107.2
8	Mouvaux	59--Association Sportive Mouvalloise	25.4	25.1	27.8	28.7	107.0
9	Arras RC	62--Racing club d'arras gymnastique artistique et sportive	24.5	26.0	27.6	28.8	106.9
10	Orchies	59--La concorde orchies	24.7	26.2	26.7	28.3	105.9
11	Cysoing	59--Progres cysonien	24.9	24.3	27.5	27.4	104.1





1.2. Résultats individuels

	Gymnaste	Equipe	Annee					Total
1	DELAY Noémie	Hulluch	2002	7.4	7.2	7.4	7.2	29.2
2	LANIER Mathilde	LUC gym	1999	6.1	7.5	7.4	7.7	28.7
3	CAMEL Lou	LUC gym	2002	6.9	7.0	7.3	7.4	28.6
4	GAPILLIAN Justine	Hazebrouck	2002	6.7	7.0	7.4	7.1	28.2
	OLEJNICZAK Sarah	Mouvaux	2000	7.1	6.2	7.3	7.6	28.2
6	HERFAUT Camille	Hulluch	2002	6.4	6.8	7.2	7.7	28.1
7	BAILLY Justine	Hulluch	1999	6.2	7.1	7.3	7.4	28.0
8	LEFEVRE Ludivine	Wattrelos	2002	7.0	7.6	6.1	7.2	27.9
9	BAUCHARD Marie	Hazebrouck	2002	6.6	7.0	7.3	6.8	27.7
	DESMONT Maely	Sains en Gohelle	2002	6.7	7.0	7.1	6.9	27.7
	NIANG Aïda	Beuvry	2002	6.8	6.7	7.3	6.9	27.7
12	MEHER Eva	Marquise	2000	6.4	6.7	6.9	7.6	27.6
13	PISANI Giovanna	Wattrelos	2001	7.3	7.4	6.9	5.9	27.5
	BERTHE Madeline	Marquise	2001	6.4	6.8	7.4	6.9	27.5
	SANCTORUM Chloe	Sains en Gohelle	1999	6.1	6.9	7.0	7.5	27.5
	DELALLEAU Caroline	Hulluch	2000	6.3	6.9	7.3	7.0	27.5
17	PALAZZOLO Laura	Wattrelos	2004	6.0	7.1	7.0	7.3	27.4
	FAGNIEZ Mathilde	Arras RC	2000	6.0	6.8	7.1	7.5	27.4
	WION Héloïse	LUC gym	2000	5.9	7.2	7.0	7.3	27.4
	CALOONE Shérilyn	Mouvaux	1999	6.2	6.7	7.0	7.5	27.4
21	TERNONDS Marthe	Hazebrouck	2001	6.4	7.2	6.7	6.9	27.2
	DELTOUR Floriane *	Marquise 1 (indiv) (indiv)	1999	6.0	7.0	6.9	7.3	27.2
	MARCONI Loréna	Hulluch	2000	6.3	6.5	7.1	7.3	27.2
24	TALLEUX Louise	Marquise	2002	6.0	6.5	7.3	7.3	27.1
25	FLAMENT Amandine	Hazebrouck	2002	6.4	6.6	6.7	7.3	27.0
	CONTAL Jeanne	Arras RC	2002	6.2	6.9	6.8	7.1	27.0
	AUBERT Marie	Orchies	1999	6.6	6.4	7.2	6.8	27.0
28	MASCOT Maddie	Marquise	2002	6.2	6.5	6.9	7.3	26.9

29	CURINIER Flavie	Cysoing	1999	7.0	6.1	6.8	6.9	26.8
	PIERRACHE Manon	Cysoing	2002	6.9	6.1	6.8	7.0	26.8
	DE WAELE Mathilde	LUC gym	2000	6.2	6.7	6.8	7.1	26.8
	FEUTRY Pauline	Marquise	2002	6.1	6.5	7.2	7.0	26.8
	RENOUF Lucie	Sains en Gohelle	2004	6.3	7.2	6.7	6.6	26.8
	DUFEUILLE Julie	Hulluch	2002	6.1	6.6	6.8	7.3	26.8
35	HOHM Marine	Wattrelos	2000	5.9	6.8	6.9	7.0	26.6
	GLINEUR Alicia	Beuvry	2000	7.0	6.4	6.5	6.7	26.6
37	ALLAEYS Eve	Hazebrouck	2002	6.2	6.6	7.1	6.6	26.5
	WEPIERRE Axelle	Hazebrouck	2001	6.4	6.8	6.9	6.4	26.5
	LEGAY SUZON	Sains en Gohelle	2003	6.2	5.9	6.8	7.6	26.5
40	BENISTON Amandine	Marquise	2002	5.9	6.1	7.0	7.3	26.3
	MICHEL MARINE	Sains en Gohelle	2002	6.1	7.1	6.7	6.4	26.3
42	CAELEN Marion	Orchies	1999	6.2	6.8	6.0	7.1	26.1
43	LESAGE Marion	Beuvry	1999	6.6	5.5	6.6	7.2	25.9
44	BEAUJEAN Cléa	Orchies	2001	5.9	6.3	6.4	7.2	25.8
	CHABOT Daphne	Mouvoux	2000	6.0	6.5	6.5	6.8	25.8
46	EL AYDI Salma	LUC gym	2001	5.7	6.6	6.4	7.0	25.7
47	RICHARD Lolita	Arras RC	2003	6.3	5.9	6.7	6.7	25.6
	GLINEUR Malvina	Beuvry	2003	6.7	6.2	5.7	7.0	25.6
49	STALPORT Meg *	Sainghin 1 (indiv) (indiv)	2000	6.1	5.8	6.4	7.1	25.4
50	MOGHADDEM Sophie	LUC gym	2001	5.9	5.9	6.6	6.9	25.3
	DRUART AUREORE *	Sains en Gohelle 1 (indiv) (indiv)	2001	5.8	5.6	6.7	7.2	25.3
52	GENELLE Clemence	Arras RC	2002	5.9	5.5	7.0	6.8	25.2
	DESCHAMPS Victorya	Mouvoux	2000	5.8	5.7	7.0	6.7	25.2
54	BOULY Armelle	Orchies	2000	5.9	5.4	6.6	6.8	24.7
	REGNER ATHENAIS	Sains en Gohelle	2002	6.0	6.0	6.0	6.7	24.7
56	LEMAIRE Marion	Beuvry	2003	5.7	5.4	7.0	6.4	24.5
57	HERBAUT Michele	Wattrelos	2003	5.8	6.5	6.7	5.4	24.4
58	VITSE Lisa	Cysoing	1999	4.7	6.6	6.6	6.4	24.3
59	DELPLANQUE Manon	Orchies	2001	6.0	6.0	5.0	7.2	24.2
60	PEUGNIEZ Clementine	Arras RC	2002	5.8	6.4	4.5	7.4	24.1
61	WYON Lucie	Cysoing	2002	5.8	4.5	6.9	6.8	24.0
62	MORIN Anaïs	Arras RC	2002	6.0	5.3	5.9	6.4	23.6
	ROUSSEAUX Sandy	Beuvry	2003	6.2	4.7	6.6	6.1	23.6
64	BIHL Océane	Cysoing	1999	5.1	5.5	5.6	6.7	22.9
65	HADADI Fiona	Mouvoux	2001	6.1	3.6	5.8	6.8	22.3
66	DEBUCHY Anna	Cysoing	1999	5.2	4.2	7.0	5.1	21.5
67	DUDOIGNON Zoé	Orchies	2003	0.0	6.7	6.5	6.7	19.9
68	VANBERGUE Pauline	Wattrelos	2003	5.8	0.0	6.7	6.8	19.3
69	CLEENEWERCK Maelys *	Hazebrouck 1 (indiv) (indiv)	2004	0.0	0.0	0.0	0.0	0.0
	DEGEZELLE Chloe *	Hazebrouck 1 (indiv) (indiv)	2001	0.0	0.0	0.0	0.0	0.0
	TRIQUET Adelia *	Marquise 1 (indiv) (indiv)	2002	0.0	0.0	0.0	0.0	0.0
	FONTAINE Anais	Mouvoux	2002	0.0	0.0	0.0	0.0	0.0

2. FEMININ NIVEAU7 9-12 ans . SA_DA (individuels)

2.1. Résultats par équipes

	Equipe	Club					Total
1	Carvin	62--Carvin	27.1	28.9	28.7	30.1	114.8
2	Bailleul 2	59--Avenir de bailleul	26.5	27.4	26.7	30.2	110.8
3	St Martin Boulogne	62--Eveil de st martin	26.5	24.3	28.4	30.9	110.1
4	Cuincy 1	59--Cuincy	25.4	28.5	26.6	29.1	109.6
5	Lambersart 1	59--SMG Lambersart	24.5	26.8	27.0	30.3	108.6
6	Lambersart 2	59--SMG Lambersart	25.4	26.4	25.7	29.8	107.3
7	Wattrelos	59--La patriote de wattrelos	24.1	27.6	26.5	26.8	105.0
8	Mouvaux 2	59--Association Sportive Mouvalloise	21.5	26.9	24.8	28.2	101.4
9	Bailleul 1	59--Avenir de bailleul	23.4	23.2	25.0	29.4	101.0
10	Lille	59--CGLille	21.3	25.1	24.9	28.0	99.3
11	Orchies	59--La concorde orchies	21.6	24.3	25.0	28.0	98.9
12	Guines	62--La patriote de guines	18.5	22.3	24.8	27.0	92.6
13	Wormhout	59--Wormhout	20.8	21.2	22.7	24.0	88.7
14	Cuincy 2	59--Cuincy	19.3	14.5	19.6	21.5	74.9
15	Mouvaux 1	59--Association Sportive Mouvalloise	14.2	16.6	17.1	20.1	68.0

2.2. Résultats individuels





	Gymnaste	Equipe	Annee					Total
1	HAGEMAN Marie	Carvin	2003	6.4	7.4	7.8	7.6	29.2
	CHIKH Li lou	Lambersart 1	2003	7.5	7.3	6.9	7.5	29.2
3	CLEMENT Kalysta	Carvin	2004	6.6	7.2	7.4	7.6	28.8
4	CAILLOCE Clara	St Martin Boulogne	2003	7.1	6.7	7.4	7.4	28.6
5	CHAMBOUX Léa	Carvin	2002	7.3	7.2	6.5	7.5	28.5
6	KINTS Margaux	Bailleul 2	2001	6.6	7.3	7.1	7.1	28.1
	ODOUX Marguerite	Cuincy 1	2003	7.5	6.9	6.5	7.2	28.1
8	KELENER Celia	Wattrelos	2004	6.5	7.0	7.1	7.2	27.8
9	FRANS Marthe	Carvin	2001	6.5	7.1	6.7	7.3	27.6
	SAUNEUF Lilie	St Martin Boulogne	2002	6.9	6.3	6.7	7.7	27.6
11	MALLEM Doria	Cuincy 1	2001	6.3	6.9	7.1	7.2	27.5
12	ZINGIRO Emilia	Lille	2002	6.3	6.6	6.7	7.5	27.1
	DEFOSSEZ Mathilde	Bailleul 2	2002	6.0	7.1	6.6	7.4	27.1
	SAAIDI Anna	Bailleul 2	2002	6.7	6.2	6.5	7.7	27.1
	LEPELTIER Margot	Lambersart 1	2002	5.6	6.6	7.2	7.7	27.1
16	LOGEZ Madeline	St Martin Boulogne	2002	6.8	5.4	7.1	7.7	27.0
	DEVRIENDT Nolwenn	Bailleul 2	2003	6.6	6.2	6.4	7.8	27.0
18	VADROT Morgane	Carvin	2002	6.7	6.6	6.7	6.8	26.8
	VENDEVILLE Cheyenne	Carvin	2001	6.3	6.3	6.8	7.4	26.8
	LANGUE Eugénie	Bailleul 2	2001	6.6	6.8	6.1	7.3	26.8
21	DELATRE Marie	Lambersart 2	2001	6.7	6.4	6.1	7.5	26.7
22	SAN FILIPPO Cindy	Cuincy 1	2001	5.7	7.2	6.3	7.4	26.6
	TOP Thiphaine	Lambersart 1	2003	6.2	6.5	6.4	7.5	26.6
24	CLEMENT Gwendoline	Cuincy 1	2002	5.3	7.1	6.7	7.3	26.4
25	DESBONNET Marie	Bailleul 1	2003	5.4	6.3	7.0	7.6	26.3

	WOILLEZ Emmanuelle	Lambersart 2	2001	6.6	7.1	5.5	7.1	26.3
27	NAVET Chloe	St Martin Boulogne	2002	5.5	5.6	7.1	7.8	26.0
	NAUCLIN Oxanna	Mouvoux 2	2002	6.6	6.9	6.0	6.5	26.0
29	HADJAZ Sarah	Wattrelos	2004	5.9	6.4	6.9	6.7	25.9
	DESMET Lise	Orchies	2003	6.3	5.8	6.6	7.2	25.9
31	DEHEELE Louise	Bailleul 2	2001	6.3	6.0	6.5	7.0	25.8
	VANDEWIELE Celeste	Lambersart 2	2001	6.0	5.9	6.8	7.1	25.8
33	ENUUDE Collyne	Cuincy 1	2003	5.9	7.1	5.6	7.1	25.7
34	GUY Ema	St Martin Boulogne	2002	5.7	5.7	6.8	7.4	25.6
	CARLIER Lea	Cuincy 1	2002	5.6	7.1	6.1	6.8	25.6
36	BEBIN Karelle	Wattrelos	2003	6.6	6.7	5.8	6.4	25.5
	DEHEELE Augustine	Bailleul 1	2004	6.4	5.5	6.4	7.2	25.5
	YONNET Lea	Lambersart 2	2001	6.1	4.9	6.7	7.8	25.5
39	DEBRUINE Justine	Mouvoux 2	2003	5.7	6.8	5.3	7.3	25.1
40	LACROIX Maelia	Wattrelos	2004	5.1	7.3	6.0	6.5	24.9
41	RIZZO Lucie	Orchies	2001	5.7	6.6	5.3	7.2	24.8
42	DUJARDIN Eugénie	Mouvoux 2	2004	4.5	6.7	6.2	7.3	24.7
43	RICHIR Eloïse	Bailleul 1	2002	6.2	5.9	6.0	6.5	24.6
	PLATTEUW Manon	Lambersart 1	2004	4.8	5.7	6.5	7.6	24.6
45	SYNCHOWICZ Clara	Lambersart 2	2001	4.9	6.6	5.6	7.4	24.5
	ROLLIN Emma	Lambersart 1	2003	4.8	6.4	6.0	7.3	24.5
47	JACOB Romane	Lille	2001	4.8	6.3	6.1	7.2	24.4
48	MONIER Lucie	Lambersart 1	2003	5.2	5.9	6.0	7.2	24.3
49	TERMOUL Celia	Wattrelos	2002	4.8	6.6	6.5	6.1	24.0
50	FAROUX Clemence	Guines	2002	5.1	5.3	6.2	7.2	23.8
	TRISTRAM Agathe	Guines	2002	4.9	6.2	6.4	6.3	23.8
	BILLIET Clemence	Bailleul 1	2003	5.3	5.5	5.6	7.4	23.8
53	WABLE Louise	Lambersart 2	2002	4.7	6.3	6.1	6.4	23.5
54	LEGROS Julie	Mouvoux 1	2003	4.9	5.7	6.4	6.4	23.4
55	CADORET Louise	Lille	2002	4.8	6.7	4.8	7.0	23.3
	LEPOINT Emma	Orchies	2002	4.7	5.9	6.5	6.2	23.3
	VANHUYSSSE Romane	Mouvoux 2	2004	4.7	6.5	5.3	6.8	23.3
58	MODESTE Anne celine	St Martin Boulogne	2003	5.2	4.0	6.3	7.7	23.2
59	BEC Anna	Lille	2001	5.4	5.5	5.9	6.3	23.1
	RYCKMAN Mailys	Wormhout	2002	5.3	5.3	6.3	6.2	23.1
61	THOREZ Laurine	Bailleul 1	2003	5.4	5.0	5.4	7.2	23.0
62	LAMIAUX Honorine	Wormhout	2002	5.3	5.5	5.8	6.2	22.8
63	DUMINY Maely	Orchies	2004	4.9	6.0	5.2	6.6	22.7
64	LANNOY Leonie	Guines	2003	3.4	5.7	6.4	6.9	22.4
	MADELIN Lou	Mouvoux 1	2004	4.4	5.6	5.3	7.1	22.4
66	CARON Helena	Orchies	2002	4.4	5.2	6.1	6.6	22.3
67	DELEFORTRIE Bérénice	Mouvoux 2	2003	4.3	5.4	6.5	6.0	22.2
	VAN DENDRIESSCHE Louise	Mouvoux 1	2003	4.9	5.3	5.4	6.6	22.2
69	AZENI Myriam	Mouvoux 2	2002	4.0	5.2	6.1	6.8	22.1
70	MAIGREZ Eva	Cuincy 2	2003	6.0	4.5	5.4	6.0	21.9
71	DA SILVA Yelen	Lille	2002	4.5	5.4	5.3	6.3	21.5
72	DRUMEZ Margaux	Cuincy 2	2003	5.4	5.2	5.9	4.9	21.4
73	PLAISANT Margaux	Orchies	2003	3.7	4.4	5.8	7.0	20.9
	GUILBERT Anna	Wormhout	2002	5.4	5.4	4.5	5.6	20.9
75	DEWAELE Julie	Wormhout	2002	4.8	5.0	4.9	6.0	20.7
76	DESCHODT Flavie	Guines	2002	4.1	4.5	5.2	5.6	19.4
77	DEVILLERS Jeanne	Guines	2004	4.4	4.2	3.2	6.2	18.0
78	MOREEWS Margaux	Wormhout	2002	4.2	3.4	4.5	5.6	17.7
79	MASSON Lise	Guines	2002	0.0	5.1	5.8	6.6	17.5
80	ATTARD Lise	Lille	2002	0.0	4.0	6.2	6.3	16.5
81	ABOUR Olivia	Cuincy 2	2004	4.6	2.2	4.0	5.2	16.0





82	DUSSART Marie	Wormhout	2002	0.0	3.9	5.7	5.5	15.1
83	ABAR Amelya	Cuincy 2	2002	3.3	2.6	3.4	5.4	14.7
84	MALLEN Amel	Cuincy 2	2004	0.0	1.5	4.3	4.6	10.4
85	KINO Léa	Bailleul 1	2001	0.0	0.0	0.0	0.0	0.0
		Mouvoux 1	1990	0.0	0.0	0.0	0.0	0.0

3. FEMININ NIVEAU7 11 + . SA_DA (individuels)

3.1. Résultats par équipes





	Equipe	Club					Total
1	Calais	62--Etoile de Calais	24.5	26.1	27.2	30.8	108.6
2	Arras RC	62--Racing club d'arras gymnastique artistique et sportive	25.3	24.9	26.7	29.6	106.5
3	Guines	62--La patriote de guines	23.1	24.0	25.2	29.4	101.7

3.2. Résultats individuels





	Gymnaste	Equipe	Annee					Total
1	SCHNAIDT Maurine *	Cuincy 1 (indiv) (indiv)	2001	7.1	6.0	7.6	7.5	28.2
2	DELABYE Mathilde	Calais	1997	6.3	6.7	7.2	7.5	27.7
3	LETURGE Lea	Arras RC	2000	6.5	6.9	6.5	7.3	27.2
	LHOMMEL Laure	Calais	1998	6.1	6.7	6.9	7.5	27.2
5	GORNY Clea	Arras RC	1999	6.5	6.3	6.9	7.4	27.1
	MERLIN Manon	Calais	1997	6.2	6.5	6.5	7.9	27.1
7	PREUX Pauline	Arras RC	2002	6.2	5.8	7.0	7.5	26.5
8	LUTIN Juliette	Guines	2002	5.8	6.4	6.7	7.4	26.3
9	MARTIN Ellise	Calais	1997	5.9	5.6	6.6	7.7	25.8
10	SAELENS Alix	Arras RC	2001	6.1	5.9	6.3	7.4	25.7
	BOULIN Emeline *	Cuincy 1 (indiv) (indiv)	2000	6.3	5.9	6.1	7.4	25.7
12	TINARD Audrey	Guines	2000	5.9	6.4	6.0	7.2	25.5
13	VERHEE Alice	Calais	1997	5.3	6.2	6.1	7.7	25.3
14	CANNELLA TRIPLET Flora	Guines	2002	5.7	5.8	6.3	7.4	25.2
15	PETIT Kim	Guines	1998	5.7	5.4	6.2	7.4	24.7
16	JOLY Marie *	Calais 1 (indiv) (indiv)	1995	5.5	6.1	6.6	6.4	24.6
17	COLOMB Audrey *	Cuincy 1 (indiv) (indiv)	2001	5.5	3.6	6.1	6.9	22.1
18	VANHERSECKE Sixtine	Guines	1998	5.2	4.8	5.8	6.2	22.0
19	BOU-VANWYNSBERGE Philippine	Arras RC	2000	0.0	0.0	0.0	0.0	0.0
	HEMBERT Céline	Calais	1997	0.0	0.0	0.0	0.0	0.0
	RAMET Claire	Guines	1998	0.0	0.0	0.0	0.0	0.0

4. FEMININ NIVEAU7 7-8 ans . SA_DA (individuels)

4.1. Résultats par équipes

	Equipe	Club					Total
1	Loos	59--Loos	25.4	27.4	27.2	29.6	109.6

4.2. Résultats individuels

	Gymnaste	Equipe	Annee					Total
1	BOULOGNE Carole	Loos	2005	6.9	6.4	6.3	7.6	27.2
	DENOYELLE Marion	Loos	2005	5.9	6.9	7.2	7.2	27.2
3	PARENT Manon	Loos	2005	5.9	6.1	7.1	7.6	26.7
4	FERREIRA Lisa	Loos	2005	6.7	6.0	6.6	7.2	26.5
5	FRANCOIS Laura	Loos	2005	5.9	7.0	6.2	7.0	26.1
	MORYL Lucie	Loos	2005	5.9	7.1	5.9	7.2	26.1