








Résultats de la compétition
Demi Finale Nationale G2
BOEN
17 et 18 mai 2014

1. FEMININ NIVEAU6 9-12 ans . SA_DA (individuels)

1.1. Résultats par équipes

	Equipe	Club					Total
1	St Genis les Ollières	69--Entente St genoise	27.4	30.9	32.1	31.2	121.6
2	Vénissieux	69--Cmo vénissieux	26.7	30.3	31.8	31.6	120.4
3	St Priest	69--Gymnique association saint priest	27.1	31.1	30.9	30.6	119.7
	Vaugneray	69--Union sportive de l'ouest lyonnais	28.3	30.5	30.1	30.8	119.7
5	Irigny	69--Amicale laique irigny	27.4	29.8	30.2	31.0	118.4
6	St Martin d hères	38--Essm gymnastique	26.8	29.9	31.3	30.0	118.0
7	Villette d Anthon	69--Villette gym	28.2	29.8	30.0	29.1	117.1
8	Tullins 1	38--Tullins la Vaillante	26.7	30.4	29.7	30.1	116.9
9	Boen AL	42--Amicale laique de boen	25.8	29.6	30.6	30.5	116.5
10	Lambesc	13--ALSL lambesc	27.6	28.0	29.0	30.1	114.7
11	Anse	69--Jeunesse ansoise	26.9	28.8	28.7	29.1	113.5
12	Brindas	69--A.s.brindas	26.3	28.7	28.9	28.6	112.5

1.2. Résultats individuels

	Gymnaste	Equipe	Annee					Total
1	DJELIDA Alessia	Vénissieux	2003	7.4	7.8	8.2	7.8	31.2
	CHENAT Samantha	Vaugneray	2002	7.5	7.9	7.6	8.2	31.2
3	GAY Apoline	Irigny	2003	7.5	7.9	7.9	7.8	31.1
4	PLAZZI Maeva	St Priest	2002	7.0	8.1	8.0	7.8	30.9
	CHAPOT Armelle	Boen AL	2002	6.9	7.7	7.9	8.4	30.9
	REDON Othilie	St Genis les Ollières	2001	7.2	7.6	8.1	8.0	30.9
7	CHEVASSUS DIAZ Emma	Villette d Anthon	2002	7.1	7.9	7.9	7.9	30.8
8	DI LORENZO Romane	Irigny	2002	7.1	8.2	7.3	7.9	30.5
	RUFFEL Fiona	St Genis les Ollières	2002	7.1	8.1	7.9	7.4	30.5
10	KEDAD Sirine	Vénissieux	2003	7.0	7.4	7.9	8.1	30.4
	ABDALI Aya	St Martin d hères	2001	7.3	7.6	8.0	7.5	30.4
12	DAGUET Célia	Tullins 1	2002	7.2	7.8	7.8	7.5	30.3
13	LOPEZCOEURDEVY Lison	St Genis les Ollières	2003	6.3	7.7	8.1	8.1	30.2
14	MATHON Nina	St Priest	2002	6.2	7.9	7.8	7.8	29.7
	ARCANGELONI Lilou	St Martin d hères	2002	6.6	7.8	8.0	7.3	29.7
16	BETTINGER Jeanne	St Priest	2002	7.1	7.1	7.6	7.8	29.6
	GIBERNON Emma	St Martin d hères	2001	6.4	7.4	7.9	7.9	29.6
18	VANHOVE Jeanne	Lambesc	2002	7.6	7.0	7.4	7.4	29.4
	BERTHON Laure	Brindas	2003	7.1	7.4	7.3	7.6	29.4
	GOUX Satine	St Genis les Ollières	2002	6.5	7.5	8.0	7.4	29.4
21	DAMIEN Charlene	Irigny	2001	6.4	7.3	7.8	7.8	29.3
	GIRAUD Ophelie	Vaugneray	2002	6.2	7.9	7.7	7.5	29.3
	LEFEVRE Axelle	Vaugneray	2002	7.1	7.2	7.3	7.7	29.3
24	BOUILLOT Zoe	Anse	2003	7.1	7.5	7.5	7.1	29.2
	FIOGER Emma	Villette d Anthon	2003	7.3	7.4	7.4	7.1	29.2
26	DUCAROUGE Nina	Vénissieux	2002	6.2	7.5	7.5	7.9	29.1
27	DAGUET Laura	Tullins 1	2002	6.7	8.0	6.5	7.8	29.0
28	MAHMOUD Assil	St Priest	2002	6.8	8.0	7.1	7.0	28.9
	LEFEVRE Caroline	Vaugneray	2002	6.6	7.5	7.4	7.4	28.9
	JEAN-PIERRE Camille	St Genis les Ollières	2001	6.6	7.2	7.4	7.7	28.9





31	PARSIGNY Leonie	Boen AL	2001	7.0	7.2	7.2	7.4	28.8
32	HERVIER Clemence	Anse	2002	7.2	6.9	7.2	7.4	28.7
	ESTANO Eugenie	Boen AL	2001	5.9	7.4	8.0	7.4	28.7
	KERN Tamara	Lambesc	2002	6.8	7.3	7.0	7.6	28.7
	BOUSAHLA Sirine	Vénissieux	2003	6.1	7.3	7.7	7.6	28.7
	LAMBERT Margaux	Tullins 1	2003	6.2	6.7	8.0	7.8	28.7
37	BONNIN Néréa	Vénissieux	2003	5.8	6.8	8.0	7.8	28.4
	LEBRETON Jessica	Vénissieux	2002	5.9	7.6	7.2	7.7	28.4
39	LE ROUX Manon	Anse	2003	6.3	7.1	7.4	7.5	28.3
40	DIDIER Andrea	Lambesc	2001	6.3	6.8	7.5	7.6	28.2
41	DAS NEVES Inès	Villette d Anthon	2002	6.8	7.5	6.9	6.9	28.1
	SABATHE Laura	Lambesc	2003	6.6	6.9	7.1	7.5	28.1
43	CARNEIRO Meline	Vaugneray	2002	7.1	6.6	7.4	6.9	28.0
44	PILIA Pauline	Villette d Anthon	2002	5.8	7.0	7.8	7.2	27.8
	ROCHIGNEUX CYNDIE	Brindas	2001	6.5	6.6	7.5	7.2	27.8
46	MAZOYER Camille	Tullins 1	2003	6.2	7.6	6.9	7.0	27.7
47	MERCURI ALESSIA	St Martin d hères	2001	6.5	7.1	7.4	6.6	27.6
48	BEN YAHIA Maëlle	Villette d Anthon	2002	7.0	6.8	6.8	6.9	27.5
	BATTISTINI Adele	St Martin d hères	2002	6.0	6.9	7.3	7.3	27.5
	BONNIN Félice	Tullins 1	2001	6.6	7.0	7.0	6.9	27.5
51	DURAND Louna	Boen AL	2002	6.0	6.8	7.3	7.2	27.3
	LOMBARDI COLLIGNON Lucie	Irigny	2003	6.4	6.3	7.1	7.5	27.3
	MARTIN Anais	Brindas	2001	6.8	7.0	6.5	7.0	27.3
54	KHALLADI Ines	Boen AL	2001	5.8	7.0	7.0	7.3	27.1
	DEDINGER Ophelie	Irigny	2002	6.4	6.4	7.2	7.1	27.1
	MARTIN Mae	Brindas	2004	5.2	7.7	7.4	6.8	27.1
57	JARICOT Marie	Anse	2003	6.0	7.3	6.6	7.1	27.0
	DAVAL Ines	Boen AL	2002	5.3	7.3	7.4	7.0	27.0
59	ARLAUD Laura	Vaugneray	2002	5.7	7.0	7.0	7.2	26.9
60	CRISTINI Dorine	St Priest	2002	5.1	6.8	7.5	7.2	26.6
61	ANGEBAULT Sorrya	Lambesc	2002	6.6	6.1	6.8	6.8	26.3
62	TEYSSIER Charlotte	Brindas	2001	5.9	5.8	6.7	6.6	25.0
63	MARTIN Ambre	Brindas	2001	4.9	6.0	6.4	5.9	23.2
64	VERMOREL Clea	St Priest	2001	3.9	5.6	6.3	7.1	22.9
65	LE GARGAM Clemence	Anse	2002	6.3	0.0	0.0	6.3	12.6
66	BONO Elea	Lambesc	2002	0.0	5.2	4.9	0.0	10.1
67	RERAT Chloé	Villette d Anthon	2003	0.0	0.0	0.0	0.0	0.0
	RAILLON Léa	Tullins 1	2001	0.0	0.0	0.0	0.0	0.0

2. FEMININ NIVEAU6 9-14 ans . SA_DA (individuels)

2.1. Résultats par équipes

	Equipe	Club					Total
1	Bouc bel air	13--Bouc bel air gymnastique	29.9	32.7	32.3	30.4	125.3
2	Domène	38--Etoile sportive doménoise	28.9	29.8	31.7	30.5	120.9
3	Tullins	38--Tullins la Vaillante	28.6	29.3	31.6	30.9	120.4
4	St Martin d hères	38--Essm gymnastique	28.8	30.2	30.4	30.4	119.8
5	Bourg de péage	26--U.g.a.p. gym bourg de peage	29.1	29.1	29.8	30.9	118.9
6	Millery	69--ESMC gym	29.0	29.1	30.3	29.3	117.7
7	Chateaurenard	13--Indépendante chateaurenard	29.5	29.4	28.9	29.2	117.0
8	Etoile beaujolaise	69--Etoile beaujolaise	27.3	27.6	30.9	30.1	115.9
9	Pont de Beauvoisin	38--La Sentinelle	27.2	28.7	28.3	29.2	113.4
10	Nivolas vermelle	38--Nivolas alep espoir gymnique	28.3	27.5	28.8	28.4	113.0
11	Seyssins	38--CLUB GYMNIQUE TRAMPOLINE DE SEYSSINS	28.0	26.4	28.8	29.5	112.7
12	Rhodia club	38--Rhodia-Club Gymnastique	26.5	27.8	28.8	29.5	112.6





2.2. Résultats individuels

	Gymnaste	Equipe	Annee					Total
1	SALE Yoline	Bouc bel air	2000	7.6	8.5	8.1	7.8	32.0
2	DERRAMON Ninon	Bouc bel air	1999	7.6	8.5	7.9	7.5	31.5
3	GUERAUD Maeva	Domène	2000	7.2	8.1	8.2	7.7	31.2
4	BONORA Mia	Domène	2001	7.5	7.8	8.3	7.5	31.1
5	LOPES Clara	Bourg de péage	2002	7.4	7.8	7.8	7.8	30.8
6	BOERO Ornella	St Martin d hères	2000	7.5	8.1	7.5	7.6	30.7
7	TRAVERSAT Cloé	Bouc bel air	2001	7.4	7.6	8.0	7.6	30.6
	CROELLA Capucine	Millery	2000	7.3	7.9	8.0	7.4	30.6
	URSO Chloé	Pont de Beauvoisin	2002	7.5	8.1	7.5	7.5	30.6
10	BOREL Emma	Tullins	2002	7.6	7.1	7.8	7.9	30.4
11	BLANC Camille	Bouc bel air	1999	7.3	7.0	8.3	7.5	30.1
	CHAMBOULEYRON Lisa	St Martin d hères	2000	7.6	6.7	8.1	7.7	30.1
	PASERO Méline	Tullins	2001	7.6	7.2	8.0	7.3	30.1
14	LOURDEZ Cléo	Chateaurenard	2001	7.5	7.5	7.7	7.3	30.0
	REY Margaux	Bourg de péage	2003	7.6	7.0	7.5	7.9	30.0
16	LOCATELLI Malory	Tullins	2000	6.7	7.3	7.9	7.7	29.6
17	BECHU Laura	Tullins	2001	6.7	7.7	7.5	7.6	29.5
18	CAPONE Emma	Domène	2000	7.0	7.2	7.4	7.8	29.4
19	TORREGROSA Zoé	Bouc bel air	1999	7.0	8.1	6.9	7.3	29.3
	CHARRIER Lorane	St Martin d hères	1999	7.0	7.7	7.0	7.6	29.3
	CAILLOL Zélie	Millery	2001	7.2	7.7	7.6	6.8	29.3
	HUVET Lisa	Millery	2001	7.4	7.8	6.7	7.4	29.3
23	BARDIN Camille	Chateaurenard	1999	7.3	7.6	7.0	7.3	29.2
	RIDARD Jade	Bourg de péage	1999	6.8	7.4	7.4	7.6	29.2
25	BEYS Laura	Bouc bel air	2000	7.0	6.9	7.7	7.5	29.1
26	LA MANDOLA Mélinda	Domène	2000	7.2	6.7	7.8	7.3	29.0

	MOUIREN Pauline	Chateaurenard	2001	7.8	7.2	6.7	7.3	29.0
28	DUSSAUGE Cloé	Etoile beaujolaise	2000	6.9	7.1	7.2	7.7	28.9
	LOPES Janelle	Etoile beaujolaise	2002	6.8	6.8	8.0	7.3	28.9
30	LAFRANCESCHINA Chloe	Seyssins	1999	6.9	7.3	7.3	7.3	28.8
31	MARIOTTI Julie	Rhodia club	2001	7.3	7.0	6.9	7.4	28.6
	BIT-MIGNON Candice	Tullins	2001	6.7	6.3	7.9	7.7	28.6
33	KHENNICHE Celia	Rhodia club	2000	6.5	7.2	7.2	7.6	28.5
	SIMEONE Alizee	Rhodia club	2001	7.1	6.4	7.8	7.2	28.5
	MEJEAN Maud	Seyssins	2001	6.9	7.2	7.1	7.3	28.5
36	TRESCARTE Ninon	Etoile beaujolaise	2000	7.4	6.5	7.0	7.5	28.4
	BRIATTE Marylou	Bourg de péage	2001	7.0	6.8	7.0	7.6	28.4
38	DE BARROS Marlene	St Martin d hères	2000	5.3	7.7	7.8	7.4	28.2
	WALTHER Amandine	Etoile beaujolaise	2000	5.7	7.2	7.7	7.6	28.2
40	COLLAS Lucie	Nivolas vermelle	2003	7.4	6.5	6.7	7.2	27.8
	PIOLAT Ludivine	Nivolas vermelle	2000	7.2	7.3	6.8	6.5	27.8
	DUPRAZ Agathe	Pont de Beauvoisin	2002	7.3	7.0	6.7	6.8	27.8
43	CARTON Marissa	Chateaurenard	2002	6.9	7.1	6.4	7.3	27.7
	HENRY BARRIOL Julie	Chateaurenard	2000	6.9	6.1	7.5	7.2	27.7
	PENY Penelope	Seyssins	2001	7.2	5.8	7.5	7.2	27.7
46	CALVET Elodie	Nivolas vermelle	2002	6.9	6.1	7.5	7.1	27.6
47	FERREIRA Ophélie	Etoile beaujolaise	2000	5.7	6.5	8.0	7.3	27.5
	ZACHARIE Iloha	Bourg de péage	2000	7.1	6.9	6.0	7.5	27.5
49	LONCKE Mathilde	Seyssins	1999	7.0	6.1	6.8	7.5	27.4
50	DUBREMETZ Megane	St Martin d hères	1999	6.7	6.4	6.5	7.5	27.1
51	RUFFIEUX Lydvine	Domène	2000	6.5	6.4	6.6	7.5	27.0
	HENNINGER Perrine	Millery	2000	7.1	5.4	7.4	7.1	27.0
53	CHALENDARD Ariane	Pont de Beauvoisin	2000	6.7	6.2	6.8	7.1	26.8
	GIROFLET Amelie	Seyssins	2001	6.8	5.7	6.9	7.4	26.8
55	AIZAC Luna	Bourg de péage	2002	6.6	5.4	7.1	7.6	26.7
56	DARRIEUMERLOU Julie	Rhodia club	2000	5.2	7.2	6.9	7.3	26.6
57	LANSON Meije	Domène	2000	6.8	5.5	7.3	6.9	26.5
58	MOLEINS Lisa	Nivolas vermelle	2000	5.8	6.6	6.9	7.0	26.3
59	MOLEINS Julie	Nivolas vermelle	2002	5.7	7.1	7.3	6.0	26.1
60	ESTEIOULE Noémie	Millery	2001	6.5	5.6	6.5	7.4	26.0
61	GAYAT Marina	Pont de Beauvoisin	2001	5.7	6.3	6.8	7.1	25.9
62	PELLET Candice	Nivolas vermelle	2002	6.8	4.6	7.1	7.1	25.6
63	ARNAUD Lisa	Rhodia club	2000	5.6	6.1	6.8	6.7	25.2
	TOMASSONE Maelis	Millery	2003	5.8	5.7	7.3	6.4	25.2
65	BLANCHON Mathilde	Etoile beaujolaise	2000	6.2	5.2	6.4	6.9	24.7
66	RICHARD Solène	Tullins	2001	6.6	3.4	7.2	7.2	24.4
67	KARAULIC Dorine	Seyssins	1999	5.4	4.8	6.7	7.2	24.1
68	MANCIS Julie	Chateaurenard	2000	5.6	4.9	6.2	7.1	23.8
69	MILLARD Lisa	Pont de Beauvoisin	2001	0.0	7.3	7.2	7.5	22.0
70	FAURE Ilea	St Martin d hères	2000	0.0	0.0	0.0	0.0	0.0

3. FEMININ NIVEAU5 9-14 ans . SA_DA (individuels)

3.1. Résultats par équipes

	Equipe	Club					Total
1	Millery 2	69--ESMC gym	29.6	32.7	31.9	31.4	125.6
2	Rhodia club 1	38--Rhodia-Club Gymnastique	28.9	32.6	31.1	32.4	125.0
3	Anse	69--Jeunesse ansoise	29.3	32.6	31.5	31.0	124.4
4	Jonage	69--E.s.j gymnastique artistique	29.4	31.9	31.1	31.2	123.6
5	Villette d Anthon	69--Villette gym	28.5	31.9	30.7	31.1	122.2
6	Millery 1	69--ESMC gym	29.2	30.6	30.7	30.9	121.4
7	La ciotat	13--Gymnaste club la ciotat	29.4	29.5	30.5	30.8	120.2
8	Vaugneray	69--Union sportive de l'ouest lyonnais	28.8	31.2	29.4	29.2	118.6
9	Riorges	42--Olympique riorges gymnastique	28.6	30.4	28.4	31.1	118.5
10	Trets	13--Gymnastique sportive tretsoise	28.6	32.5	28.5	28.2	117.8
11	Aubagne Gym	13--Aubagne gym	29.2	28.7	29.8	29.4	117.1
12	Boen AL	42--Amicale laique de boen	28.7	29.9	27.7	28.5	114.8



3.2. Résultats individuels

	Gymnaste	Equipe	Annee					Total
1	DESBRIERES Lisa	Millery 2	2000	7.3	8.6	8.3	8.0	32.2
2	SAMSOEN Chloe	Anse	1999	7.3	8.3	8.1	8.2	31.9
	VEN IAMETTI Nina	Millery 2	2000	7.4	8.1	8.2	8.2	31.9
4	GOMEZ Carla	Villette d Anthon	2001	7.2	8.5	8.3	7.8	31.8
5	POTTIER Kimberley	Rhodia club 1	2000	7.3	8.2	7.9	8.2	31.6
	LE BERQUIER Mathilde	Vaugneray	2001	7.5	8.6	7.6	7.9	31.6
7	MARIF Lia	Millery 1	2000	7.3	8.3	8.1	7.8	31.5
8	JACOB Cassandra	Jonage	1999	7.4	7.8	8.3	7.9	31.4
9	VIGNAL Manon	Rhodia club 1	1999	7.1	8.3	7.5	8.4	31.3
10	CHAUSSINAND Lisa	Rhodia club 1	2001	7.3	8.0	7.8	8.0	31.1
11	BLANC Loraine	Jonage	1999	7.3	8.3	8.1	7.3	31.0
12	ATALLAH Marylise	Rhodia club 1	1999	7.2	8.1	7.9	7.7	30.9
	VALADOUX-MIDOL Lilou	Millery 2	2002	7.4	8.2	7.6	7.7	30.9
14	VOISIN Fiona	Anse	2001	7.3	8.3	7.5	7.6	30.7
	SCIANDRA Alice	Jonage	2001	7.4	7.7	7.7	7.9	30.7
16	VIOLETTE Anaïs	Millery 2	2001	7.5	7.8	7.8	7.5	30.6
17	CLOUVEL Fanny	Anse	2001	7.4	8.1	7.4	7.6	30.5
18	LECOURT Emilie	Trets	2001	7.5	8.3	7.4	7.2	30.4
	BLANCHET Celia	Riorges	2000	7.1	8.0	7.5	7.8	30.4
20	HERAUD Alexia	Anse	2001	7.3	7.7	7.9	7.4	30.3
	DE CIANTIS Lena	Jonage	1999	7.3	8.1	7.0	7.9	30.3
	VANBECELAERE Evie	Millery 1	2002	7.3	7.6	7.9	7.5	30.3
	PACTOL Jake	Vaugneray	2000	7.2	8.2	7.6	7.3	30.3
24	RAY Johanna	Anse	2000	6.9	7.9	7.8	7.6	30.2
	GUICHON Marion	Villette d Anthon	2001	7.1	8.1	7.1	7.9	30.2
26	PLUMET Orane	Boen AL	2000	7.3	7.6	7.4	7.8	30.1





	LARNAUD Clarisse	Trets	2000	7.1	8.3	7.3	7.4	30.1
	MABILLE Betty	La ciotat	1999	7.7	6.9	8.0	7.5	30.1
29	KOSARIC Maya	La ciotat	2002	7.3	7.5	7.6	7.6	30.0
30	GINOUX Célia	Aubagne Gym	2002	7.5	6.9	7.9	7.5	29.8
31	OUANEZAR Jasmine	Villette d Anthon	2000	7.0	7.1	8.0	7.6	29.7
32	LAURENT Clemence	La ciotat	2001	7.3	7.6	7.6	7.1	29.6
	DESCHAMPS Eglantine	Riorges	2000	7.3	7.6	6.7	8.0	29.6
34	GARRIONNE Manon	Rhodia club 1	1999	7.1	7.8	6.8	7.8	29.5
	VIALLARD Maureen	Millery 1	2002	7.1	7.4	7.3	7.7	29.5
	LAMBERT Cassandre	Vaugneray	2000	7.1	8.0	7.2	7.2	29.5
37	ECHAIB Lylia	Anse	2001	6.8	7.8	7.7	7.1	29.4
38	FEUGERE Charlotte	Riorges	2001	7.4	7.4	7.0	7.5	29.3
39	PALMERI Méline	Aubagne Gym	2001	7.2	7.9	7.4	6.7	29.2
40	CROBU Shirley	Aubagne Gym	2000	7.0	7.2	7.4	7.5	29.1
41	FRUSTA-BRUOT Ireland	La ciotat	2000	6.8	6.8	7.3	8.1	29.0
42	DELAUCHE Anamee	Boen AL	2001	7.1	8.1	6.3	7.2	28.7
	SAINT YVES Emmie	Trets	2001	7.4	8.0	6.8	6.5	28.7
	ORSET Emma	Jonage	2000	7.3	6.9	7.0	7.5	28.7
	PASQUER Floriane	Millery 1	2001	7.2	6.2	7.4	7.9	28.7
46	TRONCY Oceane	Riorges	1999	6.7	7.4	6.6	7.8	28.5
47	PAQUET Cloé	Rhodia club 1	2000	7.0	7.8	6.4	7.2	28.4
	GAREL Ambre	Millery 1	2002	7.4	7.3	6.3	7.4	28.4
49	DESPAS Manon	Villette d Anthon	2000	7.0	6.2	7.3	7.8	28.3
	BRUNDU Lola	Aubagne Gym	2001	7.3	6.7	7.1	7.2	28.3
51	BOURDILLON Emma	Villette d Anthon	2000	7.2	8.2	6.4	6.4	28.2
52	BOUMARD Ysee	Trets	1999	6.5	7.6	7.0	7.0	28.1
	GUYOTOT Shan	Jonage	2001	7.1	7.5	6.5	7.0	28.1
54	BOURLIER Valentine	Riorges	2000	6.4	7.4	7.2	7.0	28.0
55	DESCHAMPS Anouk	Boen AL	1999	7.0	7.1	6.9	6.7	27.7
	MARTINEZ Adeline	La ciotat	1999	6.5	7.5	7.3	6.4	27.7
57	BILLONNET Lou	La ciotat	2002	7.1	6.4	6.2	7.6	27.3
58	CHALAND Maelle	Boen AL	1999	6.5	7.0	6.7	6.8	27.0
59	COUDOUR émilie	Boen AL	1999	7.3	7.1	6.0	6.5	26.9
	BARTOLINI Anais	Trets	1999	6.6	7.2	6.5	6.6	26.9
	LECOMTE Meloe	Trets	2000	6.4	7.9	6.6	6.0	26.9
62	TOURE Ashley	Riorges	1999	6.8	6.5	5.8	7.4	26.5
63	CHOSSON Marianne	Boen AL	1999	6.6	6.2	6.7	6.7	26.2
64	PAUL DAUPHIN Flore	Vaugneray	2001	7.0	6.2	6.3	6.5	26.0
65	BLAZIKOWSKI Lison	Aubagne Gym	2002	7.0	4.9	6.9	7.0	25.8
66	BLASCO Rose	Vaugneray	1999	7.0	6.4	5.4	6.8	25.6
67	FADLI Sarah	Aubagne Gym	1999	7.2	3.7	7.0	7.2	25.1
68	BOUVIER Fanny	Vaugneray	2000	5.6	0.0	7.0	6.4	19.0
69	MARIE Maëva	Villette d Anthon	2000	6.6	3.0	3.4	5.8	18.8

4. FEMININ NIVEAU6 9-14 ans . SA_DA (B) (individuels)

4.1. Résultats par équipes

	Equipe	Club					Total
1	St Priest	69--Gymnique association saint priest	24.7	31.9	29.1	30.9	116.6
2	Crolles	38--Gym et rythme crolles	25.5	28.5	29.4	29.7	113.1
3	Cusset	69--Cusset	27.9	29.1	28.1	27.1	112.2
4	Voreppe	38--Voreppe la vaillante	25.7	26.5	28.1	31.1	111.4
5	Lambesc	13--ALSL lambesc	24.8	28.1	28.7	29.7	111.3
6	Belleville sur saone	69--Gym club belleville beaujolais	26.7	28.0	28.2	28.3	111.2
7	Diémoise	38--Diémoz	24.3	27.3	29.0	30.0	110.6
8	St just st rambert	42--Fjep st-just st-rambert	28.5	27.2	28.8	27.2	108.7 (3.0)
9	UGVH Aubagne	13--UGVH	24.6	29.0	27.3	27.4	108.3
10	Annonay	7--Annoneenne stand levert	25.9	26.7	26.4	28.5	107.5
	Autun	71--LA VAILLANTE	25.6	27.3	25.4	29.2	107.5
12	Bron	69--Amicale Laique de Bron	25.3	27.4	25.3	27.7	105.7





4.2. Résultats individuels

	Gymnaste	Equipe	Annee					Total
1	RIBERA Océane	Cusset	2000	7.6	7.7	7.2	7.8	30.3
2	PAYET Ludivine	St Priest	2001	6.5	8.1	7.8	7.8	30.2
3	SEIGNERET Léna	Belleville sur saone	2002	7.3	7.3	7.5	7.7	29.8
4	PETITE Emeline	Crolles	1999	6.6	7.7	7.8	7.6	29.7
5	VERPOIX Eva	Belleville sur saone	2002	6.4	7.5	7.6	7.8	29.3
6	LIANNE Hanae	Voreppe	2003	6.5	7.3	7.8	7.6	29.2
7	HOUCINI Dorine	St just st rambert	2001	6.7	8.0	7.4	7.0	29.1
8	MULLER Laury	St Priest	2000	5.8	7.7	7.3	8.1	28.9
	BRIDAULT Marion	Autun	2001	6.9	7.4	6.7	7.9	28.9
10	BION Mathilde	Voreppe	2003	6.7	6.9	7.1	8.0	28.7
11	HALUSZCZAK Aleksa	Lambesc	2001	7.0	6.6	7.3	7.7	28.6
	ANZALONE Angélique	UGVH Aubagne	2000	7.5	7.2	6.9	7.0	28.6
	DONAZZOLO Laura	Diémoise	2001	7.0	6.5	7.6	7.5	28.6
14	BERNARD Lena	St Priest	2001	6.4	7.2	6.9	7.8	28.3
	GAUDIN Laurie	Lambesc	1999	6.6	7.6	6.6	7.5	28.3
16	CARLIN Ana	Crolles	2000	7.2	5.6	7.3	8.1	28.2
17	ROLANDO Laura	Lambesc	2000	5.6	7.1	7.7	7.7	28.1
18	CLASTRES Elise	Belleville sur saone	2003	6.8	6.5	7.4	7.3	28.0
19	TOUT Océane	St Priest	2001	6.0	8.0	6.6	7.1	27.7
20	GEORJON Adeline	St just st rambert	2000	6.9	7.3	6.1	7.3	27.6
	MARTINEZ Heloise	Bron	1999	6.2	7.3	6.6	7.5	27.6
	DOUET Penelope	Voreppe	2001	6.3	6.5	6.9	7.9	27.6
23	ROUZE Esther	UGVH Aubagne	2000	6.4	7.1	7.5	6.5	27.5
	VINCENT Sarah	Annonay	2000	6.7	6.9	6.4	7.5	27.5
25	DOUMALIN Marina	UGVH Aubagne	2003	6.2	7.9	6.2	7.1	27.4
	MARTINEZ Charlene	Bron	1999	6.8	7.2	6.3	7.1	27.4





	REVELLIN Cloe	Diémoise	2000	5.3	7.1	7.4	7.6	27.4
28	ROY Anaïs	Autun	2000	5.9	6.9	6.7	7.8	27.3
29	DREVET Caroline	St just st rambert	2002	7.5	6.5	6.7	6.4	27.1
30	CHALANDARD Lena	Annonay	2000	6.1	6.3	7.3	7.3	27.0
	COUBARD Marie	Diémoise	1999	5.5	7.0	7.1	7.4	27.0
32	GUILLEMIN Astrid	St Priest	2000	5.2	8.1	7.1	6.5	26.9
	JURDYC Maud	Cusset	2000	7.2	5.8	6.9	7.0	26.9
34	AGOPIAN Léa	Cusset	2001	6.4	7.0	7.2	6.2	26.8
	IDDA Lea	Annonay	2000	6.9	6.7	6.6	6.6	26.8
36	BERAUD Manon	St just st rambert	2001	7.2	5.4	7.7	6.4	26.7
37	GLAIZE Camille	St Priest	2000	5.8	6.9	6.7	7.2	26.6
	BOUILLOT Floriane	Autun	1999	6.9	7.1	6.1	6.5	26.6
39	COUBARD Célia	Diémoise	2001	6.3	6.6	6.1	7.5	26.5
40	TRANCHAND Elise	Lambesc	1999	5.6	6.8	7.1	6.8	26.3
	DREUILLET Marianne	Crolles	2000	5.9	6.8	7.1	6.5	26.3
42	BROUSSARD Sarah	Annonay	2000	6.2	6.8	6.1	7.1	26.2
43	BOUAMEUR Amel	Crolles	2000	5.8	6.9	6.8	6.6	26.1
44	MARTIN Marie	Diémoise	1999	5.5	6.6	6.9	7.0	26.0
45	BORNE Salomé	St just st rambert	2002	6.9	5.4	7.0	6.5	25.8
	DUBUS Andrea	Crolles	2000	5.7	7.1	6.0	7.0	25.8
47	SCHMITT Montaine	Crolles	2000	5.8	5.5	7.2	7.0	25.5
48	METRAL Lucie	Bron	2000	5.8	6.6	6.1	6.8	25.3
49	BAQUE Charlotte	Voreppe	2001	6.2	5.8	6.2	6.8	25.0
50	FRANC Lise	Cusset	2001	6.7	7.4	5.5	5.3	24.9
51	JASHARI Albina	UGVH Aubagne	2000	4.5	6.8	6.7	6.8	24.8
52	ANDRIOT Amelie	Autun	2000	5.9	5.9	5.9	7.0	24.7
53	COURSODON Capucine	Bron	2000	6.5	6.1	5.7	6.3	24.6
54	BOUZIANE Solene	Voreppe	2000	6.2	4.3	6.3	7.6	24.4
55	MERCOIRET Clara	Cusset	2001	6.3	5.3	6.8	5.9	24.3
56	ODIN Clemence	Belleville sur saone	2000	6.2	6.7	5.7	5.5	24.1
57	BOUTIN Camille	Bron	2000	5.7	6.3	5.0	6.3	23.3
58	MALFATI Léa	Bron	2002	5.5	4.2	6.3	6.0	22.0
59	MOURET Sophie	Voreppe	2000	5.7	2.9	5.6	6.7	20.9
60	MAYGRON Emma	Cusset	2001	0.0	7.0	6.5	6.1	19.6
61	MARTINS PEIXOTO Melissa	Annonay	2000	5.9	5.6	0.0	6.2	17.7
62	FOMBONT Alyn	Diémoise	1999	3.1	3.6	5.6	5.2	17.5
63	MERLE Mathilde	St just st rambert	2001	6.2	3.7	0.0	0.0	9.9
64	ESTEBAN Laurie	Lambesc	1999	0.0	0.0	0.0	0.0	0.0
	PLANUD Alexandra	Lambesc	1999	0.0	0.0	0.0	0.0	0.0
	HEYRIES Jessica	UGVH Aubagne	2000	0.0	0.0	0.0	0.0	0.0
	MONLAUZEUR Inès	UGVH Aubagne	1999	0.0	0.0	0.0	0.0	0.0
	MONTELMARD Charlotte	Annonay	1999	0.0	0.0	0.0	0.0	0.0
	CLASTRES Lea	Belleville sur saone	2000	0.0	0.0	0.0	0.0	0.0
	DURAND Alexa	Belleville sur saone	2002	0.0	0.0	0.0	0.0	0.0

5. FEMININ NIVEAU6 7-10 ans . SA_DA (individuels)

5.1. Résultats par équipes

	Equipe	Club					Total
1	St Martin d hères	38--Essm gymnastique	28.5	31.3	29.3	31.7	120.8
2	Francheville	69--Gym dans'	28.7	30.6	28.6	31.1	119.0
3	Villette d Anthon 2	69--Villette gym	27.2	31.1	27.3	30.5	116.1
4	Villette d Anthon 1	69--Villette gym	26.3	29.8	28.8	30.8	115.7
5	Loriol	26--Groupe omnisports loriolais (gol)	27.6	29.1	27.6	30.2	114.5
6	St Priest	69--Gymnique association saint priest	26.4	29.5	27.4	29.5	112.8
7	Chaponnay 1	69--Chaponnay gym	26.5	29.1	26.2	29.6	111.4
8	La ciotat	13--Gymnaste club la ciotat	26.6	26.5	26.6	29.9	109.6





5.2. Résultats individuels

	Gymnaste	Equipe	Annee					Total
1	BENAMER Lina	St Martin d hères	2004	6.9	8.1	7.9	8.2	31.1
2	CALDAS VIEIRA Clara	Villette d Anthon 2	2003	7.5	8.1	6.9	7.9	30.4
3	BESSON Lilou	Francheville	2005	7.5	7.7	7.4	7.7	30.3
4	GENTY Louane	St Martin d hères	2003	7.2	8.1	6.9	8.0	30.2
5	NGOUNOU Pauline	Villette d Anthon 1	2003	7.0	7.8	7.3	7.8	29.9
	NORAZ Chloé	St Martin d hères	2003	7.3	7.6	7.3	7.7	29.9
7	FALCOU Clara	Francheville	2005	7.2	7.9	6.8	7.8	29.7
8	VERZIER Flore	Chaponnay 1	2005	6.9	8.2	7.0	7.5	29.6
9	BOUDET Chloé	Villette d Anthon 1	2004	6.7	7.5	7.3	8.0	29.5
10	VACHOT Marina	Francheville	2004	7.0	7.6	7.0	7.7	29.3
11	GARABEDIAN Margot	Francheville	2004	7.0	7.4	7.1	7.6	29.1
	LACOMBE Eneryce	Villette d Anthon 2	2004	6.7	7.5	7.1	7.8	29.1
13	MARTIN Eva	St Martin d hères	2004	7.1	7.5	6.7	7.7	29.0
14	UNY LOUANE	Loriol	2004	6.7	7.4	7.1	7.7	28.9
15	GREGOIRRE Coleen	Villette d Anthon 2	2004	6.7	8.0	6.7	7.2	28.6
	GARIBALDI Paola	La ciotat	2003	7.4	7.1	6.7	7.4	28.6
17	ELAH Mylene	St Priest	2004	6.5	7.8	6.8	7.4	28.5
	FONSECA Lucine	La ciotat	2003	6.6	7.1	7.4	7.4	28.5
19	ARNAUD Marie	Loriol	2004	6.6	7.5	6.6	7.7	28.4
	FAURIEL Salome	Loriol	2003	7.3	7.2	6.7	7.2	28.4
21	RODRIGUES Marie	St Priest	2003	6.7	7.4	7.4	6.7	28.2
	CUPANI Melody	St Martin d hères	2004	6.3	6.9	7.2	7.8	28.2
23	BENMAKHOLOUF JADE	Loriol	2004	7.0	7.0	6.6	7.3	27.9
24	DA SILVA Bellinda	Villette d Anthon 2	2004	6.3	7.5	6.4	7.6	27.8
25	LONGERE Chloe	St Priest	2003	5.8	7.6	6.8	7.5	27.7
	HEITZ Valentine	Francheville	2004	6.3	6.6	6.9	7.9	27.7
	ZERBAOUI Cherine	St Martin d hères	2003	6.8	7.0	6.6	7.3	27.7
28	HUMBERT Clara	Villette d Anthon 1	2004	6.4	7.2	6.7	7.2	27.5
29	SIMON Erin	Villette d Anthon 1	2004	6.2	6.7	7.0	7.5	27.4
	JEAN Kassandra	Chaponnay 1	2005	6.6	6.9	6.6	7.3	27.4
31	HEMICI Emma	Chaponnay 1	2005	6.3	7.2	6.6	7.1	27.2
32	ENDERLE Alix	Francheville	2005	6.2	6.5	7.1	7.3	27.1
	BLACHIER LALY	Loriol	2003	5.9	6.8	6.9	7.5	27.1





34	GOLMARD Carla	La ciotat	2003	6.6	6.8	6.5	7.1	27.0
35	IMBERT Alexia	Villette d Anthon 2	2005	5.8	7.3	6.6	7.2	26.9
36	FOLLET Elisa	Villette d Anthon 1	2005	4.7	7.3	7.2	7.5	26.7
37	BRUTIN Gladys	Chaponnay 1	2005	6.3	6.8	5.8	7.6	26.5
38	DUFFAUD Emy	Chaponnay 1	2004	6.7	6.4	6.0	7.2	26.3
39	DA SILVA Mélanie	St Priest	2004	6.6	6.2	6.4	7.0	26.2
40	BARON Julie	St Priest	2003	6.6	5.8	6.3	7.2	25.9
41	BOMBARD Célestine	St Priest	2003	6.3	6.7	5.2	7.4	25.6
42	MICHEL Margo	Loriol	2004	5.8	5.7	6.9	7.0	25.4
43	INTARTAGLIA Charlise	La ciotat	2004	6.0	5.5	5.9	7.3	24.7
44	BOCHET LILY MARIE	La ciotat	2003	5.8	4.9	6.0	7.8	24.5
45	GOMEZ Angéline	Villette d Anthon 2	2005	5.2	6.3	5.9	7.0	24.4
46	CHARNI Imane	Villette d Anthon 1	2004	0.0	0.0	0.0	0.0	0.0
	BERNIZZONI Elise	Chaponnay 1	2005	0.0	0.0	0.0	0.0	0.0

6. FEMININ NIVEAU5 11 + . SA_DA (B) (individuels)

6.1. Résultats par équipes

	Equipe	Club					Total
1	Valence	26--valence gym	29.1	30.4	32.1	31.5	123.1
2	St Priest	69--Gymnique association saint priest	27.9	32.0	31.1	31.6	122.6
3	Bourg de Thizy Etoile	69--L etoile et les jeunes etoiles	27.7	32.3	31.7	29.2	120.9
4	Villefranche Femina	69--Fémina gymnique de villefranche	28.0	30.9	31.3	29.7	119.9
5	Jonage	69--E.s.j gymnastique artistique	26.6	30.8	32.1	29.3	118.8
6	Aubagne Gym	13--Aubagne gym	26.0	31.1	31.5	29.3	117.9
7	St Priest 2	69--Gymnique association saint priest	26.6	29.1	31.2	30.8	117.7
8	Annonay	7--Annoneenne stand levert	27.0	29.2	31.1	28.7	116.0
9	Le chambon feugerolles	42--La liberte le chambon feugerolle	26.8	30.1	29.1	28.8	114.8
10	St Rambert d Albon	26--ASCR Gym	25.8	30.1	28.6	29.9	114.4
11	Lozanne	69--Gym lozanne	26.0	28.8	30.6	27.5	112.9
12	Bron	69--Amicale Laïque de Bron	26.2	30.5	29.0	26.9	112.6





6.2. Résultats individuels

	Gymnaste	Equipe	Annee					Total
1	BERNARD Emilie	Valence	1981	7.6	8.7	8.5	8.2	33.0
2	GUIGUET Jade	St Priest	1998	7.2	8.2	8.0	7.9	31.3
3	DVORIANOFF Alyona	Villefranche Femina	1996	7.0	8.0	8.2	7.8	31.0
4	BLANDIN Déborah	St Priest	1998	7.5	8.3	6.9	8.2	30.9
5	DA SILVA Caroline	Jonage	1984	6.8	8.0	8.5	7.5	30.8
	COROT Melodye	Bourg de Thizy Etoile	1989	7.2	8.4	7.8	7.4	30.8
7	FAURE Laetitia	Annonay	1987	7.2	8.2	8.0	7.2	30.6
8	LE COEUR Alix-marie	Valence	1998	7.4	7.2	8.2	7.7	30.5
9	GUENARD Cadine	St Priest 2	1998	6.9	7.8	8.2	7.5	30.4
10	VILLETTELLE Manon	Bourg de Thizy Etoile	2000	7.0	7.9	8.0	7.4	30.3
11	CELESTINE Sharone	St Priest 2	1998	7.0	6.9	8.1	8.2	30.2
12	SALLET Marie	St Priest	1998	6.8	7.7	7.9	7.6	30.0
	BOUTHORS Adeline	Bourg de Thizy Etoile	1999	6.6	7.9	8.3	7.2	30.0
14	ALLARDON Clemence	St Priest	1999	6.3	7.4	8.3	7.9	29.9
15	MARINI Nadege	St Rambert d Albon	1989	6.6	8.1	7.1	8.0	29.8
	HIDRI Cindy	Aubagne Gym	1996	6.9	8.1	7.9	6.9	29.8
	VERNAY Léa	Bourg de Thizy Etoile	1995	6.9	8.1	7.6	7.2	29.8
18	ESCOFIER Lauren	Le chambon feugerolles	2000	6.8	7.8	7.3	7.8	29.7
19	GUINEL Maryline	Villefranche Femina	1990	7.2	7.3	7.5	7.6	29.6
20	FOUGERAS Estelle	Villefranche Femina	1993	6.5	8.0	7.6	7.4	29.5
	LOSSOUARN Deborah	Villefranche Femina	1998	7.3	7.4	7.9	6.9	29.5
	JAUMONET Mathilde	Jonage	1997	6.5	7.7	7.8	7.5	29.5
	SANCHEZ Lucie	Bron	2000	7.1	7.8	7.3	7.3	29.5
24	JOUVET Manon	Annonay	1994	7.1	7.1	8.2	7.0	29.4





25	COSTI Marina	Aubagne Gym	1984	6.5	8.1	7.6	7.0	29.2
	ROUCHE Amelie	Valence	1997	6.7	7.3	8.0	7.2	29.2
27	CONJARD Oceane	St Rambert d Albon	1999	6.2	8.0	7.6	7.3	29.1
28	PIVETEAUD Marion	St Rambert d Albon	1989	6.6	7.4	7.5	7.5	29.0
29	CHANSON Maud	Valence	1999	7.4	6.8	6.9	7.7	28.8
30	NIVEL Audrey	St Priest 2	1998	6.5	7.1	7.5	7.6	28.7
31	REIX Eléonore	Lozanne	2000	6.8	7.4	7.3	7.1	28.6
32	ROUX Clementine	Jonage	1997	6.5	7.6	7.0	7.4	28.5
	BANZET Elodie	Bron	1999	6.7	7.8	7.3	6.7	28.5
34	BERTHELOT Alexia	St Priest 2	1998	6.2	7.3	7.4	7.5	28.4
35	GALIANA Léa	Aubagne Gym	2000	5.9	6.7	8.1	7.6	28.3
	BELOUCIF Lyssia	Le chambon feugerolles	1992	6.3	7.2	7.8	7.0	28.3
	COURBON Lauriane	Le chambon feugerolles	1992	7.3	7.9	6.6	6.5	28.3
	REIX Leocadie	Lozanne	1997	6.5	6.9	8.0	6.9	28.3
39	CHERGUI Keltoum	Jonage	1995	6.8	6.9	7.6	6.9	28.2
	JAMPY Marion	Aubagne Gym	1998	6.3	7.7	7.2	7.0	28.2
41	VERMOREL Camille	St Priest	1999	6.4	7.8	6.8	7.1	28.1
	TROCELLO Justine	Aubagne Gym	1989	5.8	7.2	7.9	7.2	28.1
43	SCHINTU Florence	Aubagne Gym	1998	6.3	7.1	7.0	7.5	27.9
44	FABREGOUL Marine	Annonay	1994	5.9	7.0	7.6	7.2	27.7
45	DUCLAUT Emma	Annonay	2001	6.1	6.9	7.3	7.3	27.6
	ISRAEL-SION Enza	Lozanne	1997	5.9	7.3	7.7	6.7	27.6
47	CLOT Juliette	Annonay	2001	6.6	6.8	7.3	6.8	27.5
48	BONY Mélie	Lozanne	2000	5.5	7.1	7.6	6.8	27.0
49	AFROUK Jade	Valence	2000	5.6	7.2	7.4	6.7	26.9
50	MOREUX Solene	Lozanne	1997	6.8	7.0	6.5	6.5	26.8
	VILLETELLE Violaine	Bourg de Thizy Etoile	1996	6.4	7.2	6.6	6.6	26.8
52	RODRIGUES Cecile	St Priest 2	2001	6.1	6.5	6.7	7.4	26.7
53	BOURHALFA Lilia	Le chambon feugerolles	1989	6.4	7.2	5.4	7.5	26.5
54	REYNAUD Ambre	St Rambert d Albon	2001	6.4	6.5	6.3	7.1	26.3
55	CHETTIH Mahira	Bron	1999	6.3	6.4	7.0	6.5	26.2
56	BELICARD Marie	Bron	2001	6.1	6.2	7.4	6.4	26.1
57	SAUNIER Cassandra	St Rambert d Albon	1999	5.9	6.6	6.4	6.9	25.8
58	LUAIRE Léa	Bron	1997	5.3	7.5	6.6	6.3	25.7
59	BERGER Mélanie	Le chambon feugerolles	2000	5.9	6.5	7.4	5.6	25.4
60	LAVAL BEAUGELIN Elise	St Rambert d Albon	1999	6.0	6.0	6.4	6.1	24.5
61	GAIMIER Léa	Bron	2000	5.5	7.4	5.3	5.7	23.9
	MATHIEU Juliette	Bourg de Thizy Etoile	1998	5.3	5.5	6.9	6.2	23.9
63	CHEVRIER Melissa	Annonay	1994	5.2	5.7	6.3	6.0	23.2
64	FOURNIER Gaelle	Jonage	1997	6.1	7.5	8.2	0.0	21.8
65	MANOHA Justine	Valence	1997	6.3	0.0	7.0	7.9	21.2
66	PANAZZA émilie	Le chambon feugerolles	2000	4.8	4.9	5.0	5.9	20.6
67	AUDUC Sophie	Jonage	1981	6.5	0.0	6.8	6.4	19.7
68	MALDJI Cilia	Villefranche Femina	1998	0.0	7.5	7.6	0.0	15.1
69	BARON Laura	St Priest	1999	0.0	7.6	0.0	6.6	14.2
70	SIMOULIN Marine	Villefranche Femina	1999	0.0	0.0	0.0	0.0	0.0
	MEHRAZ Coralie	Lozanne	1991	0.0	0.0	0.0	0.0	0.0

7. FEMININ NIVEAU6 11 + . SA_DA (individuels)

7.1. Résultats par équipes

	Equipe	Club					Total
1	Bouc bel air	13--Bouc bel air gymnastique	0.0	0.0	0.0	0.0	0.0
	La ciotat	13--Gymnaste club la ciotat	0.0	0.0	0.0	0.0	0.0
	Meylan	38--Aspa meylan	0.0	0.0	0.0	0.0	0.0
	Jonage	69--E.s.j gymnastique artistique	0.0	0.0	0.0	0.0	0.0
	Vaugneray	69--Union sportive de l'ouest lyonnais	0.0	0.0	0.0	0.0	0.0
	Valence	26--valence gym	0.0	0.0	0.0	0.0	0.0
	Pont de Beauvoisin	38--La Sentinelle	0.0	0.0	0.0	0.0	0.0
	Arbresle	69--L'arbresle	0.0	0.0	0.0	0.0	0.0
	Lozanne	69--Gym lozanne	0.0	0.0	0.0	0.0	0.0
	Albens	73--Union gymnique albens	0.0	0.0	0.0	0.0	0.0





7.2. Résultats individuels

	Gymnaste	Equipe	Annee					Total
1	DUMOND Maélice	Bouc bel air	1998	0.0	0.0	0.0	0.0	0.0
	FROGER Margaux	Bouc bel air	1997	0.0	0.0	0.0	0.0	0.0
	GAZQUEZ Mandy	Bouc bel air	1997	0.0	0.0	0.0	0.0	0.0
	KORSIA Morgane	Bouc bel air	1997	0.0	0.0	0.0	0.0	0.0
	PONZEVERA Illona	Bouc bel air	1998	0.0	0.0	0.0	0.0	0.0
	STAR Maëva	Bouc bel air	2001	0.0	0.0	0.0	0.0	0.0
	CERMAL	La ciotat	2000	0.0	0.0	0.0	0.0	0.0
	FADDA Olivia	La ciotat	1998	0.0	0.0	0.0	0.0	0.0
	LOUAT Naima	La ciotat	2002	0.0	0.0	0.0	0.0	0.0
	MACANDREW KELLIE	La ciotat	1999	0.0	0.0	0.0	0.0	0.0
	MARAIS Angeline	La ciotat	2001	0.0	0.0	0.0	0.0	0.0
	RETHORE Eve	La ciotat	2000	0.0	0.0	0.0	0.0	0.0
	DEVERICOURT Camille	Meylan	1999	0.0	0.0	0.0	0.0	0.0
	GARROUY Mélissa	Meylan	1998	0.0	0.0	0.0	0.0	0.0
	LAUZOL Marguerite	Meylan	1999	0.0	0.0	0.0	0.0	0.0
	MILOCHE Clara	Meylan	1999	0.0	0.0	0.0	0.0	0.0
	PENIN Marie	Meylan	2000	0.0	0.0	0.0	0.0	0.0
	CHERBLANC Alexianne	Jonage	1992	0.0	0.0	0.0	0.0	0.0
	DE SOUSA Stacy	Jonage	1992	0.0	0.0	0.0	0.0	0.0
	FERRARI Juliette	Jonage	2002	0.0	0.0	0.0	0.0	0.0
	FRUCTUS Melina	Jonage	1998	0.0	0.0	0.0	0.0	0.0
	GOUDSTIKKER Manon	Jonage	1998	0.0	0.0	0.0	0.0	0.0
	MESANA Solange	Jonage	1996	0.0	0.0	0.0	0.0	0.0
	CARNEIRO Leana	Vaugneray	1999	0.0	0.0	0.0	0.0	0.0
	CHENAILLES Léonie	Vaugneray	1999	0.0	0.0	0.0	0.0	0.0
	COLLOMB Andrea	Vaugneray	1999	0.0	0.0	0.0	0.0	0.0
	GARABEDIAN Alicia	Vaugneray	1998	0.0	0.0	0.0	0.0	0.0
	JACOUD Lancelot	Vaugneray	1998	0.0	0.0	0.0	0.0	0.0
	PEREIRA Cindy	Vaugneray	1999	0.0	0.0	0.0	0.0	0.0
	DELOMIER Anais	Valence	1997	0.0	0.0	0.0	0.0	0.0





HILAIRE Melanie	Valence	1998	0.0	0.0	0.0	0.0	0.0
KUC Lorette	Valence	1998	0.0	0.0	0.0	0.0	0.0
MAITRE Noriane	Valence	1999	0.0	0.0	0.0	0.0	0.0
PERRIER Elea	Valence	2000	0.0	0.0	0.0	0.0	0.0
THOMAS Axelle	Valence	2000	0.0	0.0	0.0	0.0	0.0
BARBE Kinaly	Pont de Beauvoisin	1997	0.0	0.0	0.0	0.0	0.0
BERTET Romane	Pont de Beauvoisin	1998	0.0	0.0	0.0	0.0	0.0
BERTI Ludivine	Pont de Beauvoisin	1999	0.0	0.0	0.0	0.0	0.0
PERRIN Clara	Pont de Beauvoisin	1999	0.0	0.0	0.0	0.0	0.0
SAADI Sofia	Pont de Beauvoisin	1998	0.0	0.0	0.0	0.0	0.0
BARIOT Claire	Arbresle	2002	0.0	0.0	0.0	0.0	0.0
FRANCON Lisa	Arbresle	2002	0.0	0.0	0.0	0.0	0.0
JOLY Lola	Arbresle	1998	0.0	0.0	0.0	0.0	0.0
JOLY Lucile	Arbresle	2000	0.0	0.0	0.0	0.0	0.0
MERCIER Carole	Arbresle	2002	0.0	0.0	0.0	0.0	0.0
MULATON Ornella	Arbresle	2001	0.0	0.0	0.0	0.0	0.0
CAPORALI Marie-anna	Lozanne	1998	0.0	0.0	0.0	0.0	0.0
DECLERCK Tiphaine	Lozanne	1998	0.0	0.0	0.0	0.0	0.0
DUC Laura	Lozanne	1999	0.0	0.0	0.0	0.0	0.0
LAUR Valentine	Lozanne	1998	0.0	0.0	0.0	0.0	0.0
POLLY Camille	Lozanne	1997	0.0	0.0	0.0	0.0	0.0
ARCHAMBAULT Laurine	Albens	1998	0.0	0.0	0.0	0.0	0.0
BOUKHAMLA Céilia	Albens	1999	0.0	0.0	0.0	0.0	0.0
GUIGUE Méryl	Albens	1999	0.0	0.0	0.0	0.0	0.0
MANNAZ Emeline	Albens	1997	0.0	0.0	0.0	0.0	0.0
PORTIER Léa	Albens	1999	0.0	0.0	0.0	0.0	0.0
WATTEBLED Charline	Albens	1998	0.0	0.0	0.0	0.0	0.0

8. FEMININ NIVEAU5 11 + . SA_DA (individuels)

8.1. Résultats par équipes

	Equipe	Club					Total
1	Bourg St Maurice	73--Bsm gym bourg st maurice	29.3	31.7	31.0	29.9	121.9
2	Martigues	13--Sports loisirs culture Martigues	29.3	29.8	31.2	31.1	121.4
3	Crest	26--Us crétoise gymnastique	28.6	31.5	29.5	30.4	120.0
4	Belleville sur saone	69--Gym club belleville beaujolais	29.0	31.0	28.7	30.0	118.7
5	L isle d Abeau	38--L isle d'Abeau	28.7	30.8	28.8	30.0	118.3
6	Renaison	42--Amicale laique sportive renaison	28.5	30.4	29.3	30.0	118.2
7	Trets 2	13--Gymnastique sportive tretsoise	28.3	30.3	29.0	30.3	117.9
8	St Priest 3	69--Gymnique association saint priest	27.5	31.7	28.0	30.2	117.4
9	Savigny	69--A.s.c.savigny	28.0	29.6	29.4	29.2	116.2
10	Annonay	7--Annoneenne stand levert	26.4	29.2	29.5	30.8	115.9
11	Marcy charbonnières	69--As marcy-charbonnières	27.6	29.7	27.0	26.5	110.8
12	Apprieu	38--Apprieu avant garde section gym	28.0	26.8	26.5	27.8	109.1

8.2. Résultats individuels

	Gymnaste	Equipe	Annee					Total
1	REBECCA Fiona	Martigues	1996	7.5	8.0	7.9	7.8	31.2
2	BENOIT Margo	Crest	2001	6.9	8.6	8.0	7.6	31.1
	POIGNANT Marion	Savigny	1989	6.8	8.6	7.9	7.8	31.1
	CROZ Faustine	Bourg St Maurice	1998	7.5	8.1	7.9	7.6	31.1
5	LEUREUX Justine	Trets 2	1993	7.2	8.3	7.6	7.8	30.9
6	WERY Marine	Martigues	1997	7.1	7.8	7.9	7.8	30.6
7	VIGANNE Chloe	Renaison	2000	7.3	7.7	7.7	7.7	30.4
8	SORREL Carla	Bourg St Maurice	2002	7.1	8.0	7.6	7.5	30.2
9	CAFFO Mattie	Bourg St Maurice	2000	7.4	7.7	7.8	7.2	30.1
10	MALEYSSON Maud	Marcy charbonnières	1991	7.3	8.0	8.0	6.6	29.9
	HARRAZ Medhina	Crest	2001	7.4	7.9	7.0	7.6	29.9
12	ROSIER Ellynn	St Priest 3	1996	6.8	8.2	7.3	7.5	29.8
13	MARTINS PEIXOTO Laura	Annonay	1997	6.7	7.1	8.0	7.9	29.7
	BLANCHARD Noemie	Apprieu	1997	7.5	7.1	7.5	7.6	29.7
	IMIZA Julie	L isle d Abeau	1999	7.2	7.9	7.1	7.5	29.7
16	SISTERON Manon	Crest	2000	7.1	7.1	7.7	7.6	29.5
	BRUEL Léonie	Renaison	1998	6.7	7.9	7.4	7.5	29.5
18	MARAIS Lea	L isle d Abeau	1999	7.5	8.3	6.2	7.4	29.4
19	VERNE Marie	St Priest 3	1997	7.0	8.0	6.8	7.5	29.3
	MULLIER Fléanne	Martigues	1998	6.7	7.3	7.7	7.6	29.3
	BERARD Laura	Bourg St Maurice	1996	7.3	6.7	7.7	7.6	29.3
22	BEROUJON Lorene	Belleville sur saone	2000	7.3	7.7	7.1	7.1	29.2
	BOURDON Sarah	Belleville sur saone	1998	7.3	8.0	6.9	7.0	29.2
24	MESSIN Elisa	Trets 2	1998	7.3	7.5	6.7	7.6	29.1





	THIBAUDAT Chloe	Belleville sur saone	1999	7.3	6.9	7.1	7.8	29.1
	BOURRAT Anne sophie	Savigny	1998	7.1	7.0	7.5	7.5	29.1
27	LACROIX Lea	Annonay	1999	6.7	7.6	7.2	7.5	29.0
	LUCZAH Noémie	L isle d Abeau	1997	6.9	7.2	7.2	7.7	29.0
29	RUSLI Andrea	St Priest 3	1990	6.4	7.5	7.3	7.7	28.9
30	MONTELS Gwennaëlle	Trets 2	1991	6.6	7.1	7.6	7.5	28.8
	CAMBRILLAT Salomé	Crest	2001	7.2	7.3	6.8	7.5	28.8
	CLAVEL Floriane	Martigues	1998	7.4	6.7	6.8	7.9	28.8
	MATTONI Cellia	Renaison	1993	7.2	7.4	6.7	7.5	28.8
34	ROUX Marie	Annonay	1996	6.6	7.8	6.7	7.6	28.7
35	LAVALEIX Lola	Trets 2	1997	7.2	7.2	6.8	7.4	28.6
36	MAZARD Sacha	Crest	1999	6.6	7.7	6.7	7.5	28.5
	MOUTTET Noémie	Renaison	2000	7.3	6.4	7.5	7.3	28.5
	VERNEREY Oceane	L isle d Abeau	1999	6.9	7.4	7.3	6.9	28.5
39	CIBBA Melanie	St Priest 3	1993	6.6	8.0	6.3	7.5	28.4
40	CHARDON Lea	Annonay	1998	6.4	6.5	7.6	7.8	28.3
41	VERPOIX Morgane	Belleville sur saone	1999	6.2	6.9	7.6	7.5	28.2
42	VENET Oriane	Martigues	1993	7.3	6.2	7.2	7.4	28.1
43	BERNIER Julie	Bourg St Maurice	1997	5.9	7.9	7.2	7.0	28.0
44	ROBESSON Morgane	Apprieu	1999	7.6	6.5	6.9	6.9	27.9
45	THOMAS Maelle	Crest	1998	6.5	7.0	6.7	7.6	27.8
46	BOUBON Marie	Marcy charbonnières	1997	7.1	7.1	6.7	6.8	27.7
47	MADINIER Abbygaelle	Belleville sur saone	1998	7.1	8.4	4.5	7.6	27.6
	BEZIN Celiane	Savigny	1999	6.7	7.2	6.8	6.9	27.6
49	CHALABREYSSE Malory	L isle d Abeau	1994	7.1	6.3	7.2	6.9	27.5
50	GRAVICHE Lauriane	Savigny	1996	6.4	6.8	7.2	7.0	27.4
51	MAGNARD Maude	St Priest 3	1993	6.1	7.0	6.6	7.4	27.1
	MARTIN Chloe	Renaison	1998	6.7	6.8	6.4	7.2	27.1
	MACHON Anaëlle	L isle d Abeau	1997	6.8	6.2	6.7	7.4	27.1
54	NOULIN Elisa	Trets 2	1996	6.2	7.3	7.0	6.4	26.9
55	JOUSSIER Marine	Trets 2	1996	6.4	7.1	6.4	6.9	26.8
56	OGIER Clara	St Priest 3	1997	7.1	7.1	6.0	6.5	26.7
57	ALLARD Marilou	Savigny	2002	7.4	6.7	6.1	6.2	26.4
58	JACQUET Maelys	Renaison	1998	6.6	7.4	6.0	6.0	26.0
59	LORON Melanie	Belleville sur saone	1998	6.5	6.3	6.9	5.9	25.6
60	PINSON Caroline	Marcy charbonnières	1997	6.4	7.4	5.1	6.3	25.2
61	JACQUEMOD Océane	Bourg St Maurice	1996	6.5	7.7	5.9	5.0	25.1
62	GEVAUDAN Jeanne	Apprieu	1998	6.5	6.5	5.9	6.0	24.9
63	MORI Lena	Apprieu	2000	6.4	6.7	4.6	6.8	24.5
64	MOSCA Madeline	Marcy charbonnières	1997	6.8	4.7	6.5	6.4	24.4
	TODESCHINI Lucie	Marcy charbonnières	1997	6.1	7.2	5.8	5.3	24.4
66	CLOT Eleonore	Marcy charbonnières	1996	5.2	6.5	5.6	6.7	24.0
67	THOMAS Laura	Apprieu	1999	6.4	4.5	5.6	6.5	23.0
68	RUGGIU Estelle	Apprieu	1997	5.1	5.5	6.2	5.8	22.6
69	TOCQUE Marie	Martigues	1997	6.5	5.5	7.7	0.0	19.7
70	KRAFT Caroline	Annonay	1998	0.0	6.7	4.9	6.7	18.3
71	DUMONT Jade	Savigny	2002	0.0	0.0	0.0	6.8	6.8
72	DAUCH Eleonore	Annonay	1998	0.0	0.0	0.0	0.0	0.0

9. FEMININ NIVEAU5 9-12 ans . SA_DA (individuels)

9.1. Résultats par équipes

	Equipe	Club					Total
1	Irigny	69--Amicale laique irigny	30.1	32.4	29.7	32.5	124.7
2	Privas	7--Sc privas gym	28.9	30.9	30.8	32.6	123.2
3	Vénissieux	69--Cmo vénissieux	29.2	30.9	29.5	32.2	121.8
4	Riorges	42--Olympique riorges gymnastique	28.4	30.3	28.5	32.6	119.8
5	Crolles	38--Gym et rythme crolles	26.8	30.3	30.0	29.8	116.9
6	Marcy charbonnières	69--As marcy-charbonnières	27.6	27.6	29.2	29.1	113.5
7	Trets	13--Gymnastique sportive tretsoise	25.8	28.2	26.1	28.1	108.2





9.2. Résultats individuels

	Gymnaste	Equipe	Annee					Total
1	REY Eden	Irigny	2004	8.4	8.4	7.5	8.6	32.9
2	VASSAS Elea	Privas	2001	7.2	7.7	8.1	8.2	31.2
3	BOULEZ Clementine	Irigny	2004	7.0	8.3	7.6	8.0	30.9
	PASSAS Eva	Crolles	2001	7.1	8.3	7.7	7.8	30.9
5	LEMBO Cynthia	Vénissieux	2001	7.3	8.1	7.5	7.9	30.8
6	DJOMBE Miliana	Vénissieux	2002	7.4	8.2	7.0	8.1	30.7
	VIAL Penelope	Irigny	2004	7.4	8.2	7.1	8.0	30.7
8	HOUEL Charlotte	Vénissieux	2001	7.3	7.8	7.1	8.3	30.5
9	CALVIER Amelie	Crolles	2002	6.9	8.1	7.4	8.0	30.4
	ROCHARD Eleonore	Riorges	2002	7.3	8.1	7.1	7.9	30.4
11	NUOVO Harmonie	Privas	2001	7.3	8.4	7.0	7.6	30.3
12	GRONDIN Lena	Irigny	2005	7.3	7.5	7.5	7.9	30.2
13	FROBERT Elise	Riorges	2002	7.1	7.9	6.9	8.2	30.1
14	BRIOT Tess	Privas	2001	7.3	7.3	6.9	8.2	29.7
	VO Lucie	Privas	2002	7.1	7.0	7.4	8.2	29.7
16	GUIRON Celia	Privas	2003	7.1	6.4	8.1	8.0	29.6
17	ELBERDAI Youssera	Vénissieux	2001	7.2	6.8	7.7	7.8	29.5
	GUILBAUD Solenn	Privas	2003	6.9	7.5	7.2	7.9	29.5
19	VAUTIER Lea	Riorges	2002	7.2	6.9	7.1	8.1	29.3
20	FERREIRA Clara	Marcy charbonnières	2002	7.0	7.5	7.5	7.2	29.2
21	ZERBINI Eva	Riorges	2003	6.8	7.4	6.7	8.1	29.0
22	BOUSAHLA Myriam	Vénissieux	2001	7.1	6.5	7.2	7.9	28.7
23	BOUCHILLOU Clara	Marcy charbonnières	2001	6.9	7.0	7.0	7.6	28.5
24	TONIZZO Fanny	Trets	2003	6.8	7.2	7.1	7.3	28.4
	MOREL Elise	Crolles	2002	6.2	6.9	7.9	7.4	28.4
26	KOLOSSOV Ana	Irigny	2005	6.6	7.3	6.6	7.3	27.8
27	MORSETTI Jeanne	Marcy charbonnières	2001	6.6	6.6	7.4	7.1	27.7
28	BUECHER Romane	Marcy charbonnières	2001	7.0	6.1	7.3	7.2	27.6
29	BURNICHON Charlyne	Riorges	2002	6.8	4.6	7.4	8.2	27.0
30	DUCOMBS Emma	Trets	2003	6.3	7.3	6.5	6.8	26.9
31	LANGAGNE Lea	Trets	2002	6.5	7.5	5.6	7.0	26.6
32	GENEVEY Alicia	Crolles	2003	6.6	7.0	6.3	6.6	26.5
33	CHAUMAT Lola	Marcy charbonnières	2001	6.7	5.7	6.4	6.8	25.6





	LEGER Emie	Trets	2003	6.2	6.2	6.2	7.0	25.6
35	BOIVIN Laurine	Trets	2004	6.1	6.0	6.3	5.9	24.3
36	DELORME Calista	Riorges	2002	6.4	4.6	5.0	7.3	23.3
37	LEPELLETIER Perrine	Crolles	2003	5.5	6.2	7.0	3.9	22.6
38	GUILLET Marie	Marcy charbonnières	2002	0.0	6.5	5.6	0.0	12.1
39	LEROY Amelie	Trets	2001	0.0	0.0	0.0	0.0	0.0
	PAGNIER Suzanne	Crolles	2001	0.0	0.0	0.0	0.0	0.0

10. FEMININ NIVEAU2 9-14 ans . SA_DA (individuels)

10.1. Résultats par équipes

	Equipe	Club					Total
1	Francheville	69--Gym dans '	0.0	0.0	0.0	0.0	0.0


10.2. Résultats individuels

	Gymnaste	Equipe	Annee					Total
1	BOTHIER Emma	Francheville	2000	0.0	0.0	0.0	0.0	0.0
	NAVILLOZ Sasha	Francheville	1999	0.0	0.0	0.0	0.0	0.0
	PAIER Lou	Francheville	2001	0.0	0.0	0.0	0.0	0.0
	PINTENO Célia	Francheville	2001	0.0	0.0	0.0	0.0	0.0
	RIVIER Justine	Francheville	1999	0.0	0.0	0.0	0.0	0.0





Résultats de la compétition
Demi Finale Nationale G2
BOEN
17 et 18 mai 2014

1. FEMININ NIVEAU2 11 + . SA_DA (individuels)

1.1. Résultats par équipes

	Equipe	Club					Total
1	Romans	26--Romans sur Isère	23.2	27.0	28.1	28.0	106.3
2	Marseille Montredon 1	13--Association gymnique montredon	26.6	24.5	26.1	28.2	105.4
3	Echirolles ALE	38--Echirolles Amicale Laique Gym	23.5	24.6	27.0	26.4	101.5
4	Lambesc	13--ALSL lambesc	23.9	23.9	25.9	26.8	100.5
5	Loriol	26--Groupe omnisports loriolais (gol)	23.1	22.6	27.1	25.8	98.6
6	St Genis les Ollières	69--Entente St genoise	21.3	23.8	25.9	26.6	97.6
7	Irigny	69--Amicale laiue irigny	22.1	23.1	25.5	26.7	97.4
8	Boen AL	42--Amicale laiue de boen	24.4	25.2	25.5	24.5	96.6 (3.0)
9	Chaponnay	69--Chaponnay gym	21.8	23.3	23.0	23.4	91.5







1.2. Résultats individuels

	Gymnaste	Equipe	Annee					Total
1	POLLIEN ALEXANDRA	Romans	1994	7.9	9.5	9.7	9.5	36.6
2	PELACHALE Marine	Marseille Montredon 1	1995	9.1	8.1	9.4	9.8	36.4
3	ORAND Christelle	Echirolles ALE	1987	7.8	9.0	9.3	9.7	35.8
4	LARUE Victoria	Boen AL	1996	8.1	9.0	9.1	8.9	35.1
5	SCHINTU éva	Marseille Montredon 1	2000	8.8	8.5	8.0	9.4	34.7
6	SEGUIN Marine	Lambesc	1999	8.3	8.1	8.4	9.1	33.9
7	PINELLI Clara	Lambesc	2000	7.9	8.3	8.6	9.0	33.8
	RYCHEN Lauriane	Marseille Montredon 1	1996	8.7	7.7	8.4	9.0	33.8
9	FRASSETO Séverine	Marseille Montredon 1	1994	8.7	7.9	8.1	9.0	33.7
	SERVEAUX MORGANE	Romans	1998	7.7	8.2	8.5	9.3	33.7
11	GAUDARD Maureen	Loriol	1999	7.5	8.3	8.9	8.8	33.5
12	VALLA Manon *	St just st rambert 1 (indiv) (indiv)	1992	8.3	8.5	7.6	9.0	33.4
13	MOREAU Estelle	St Genis les Ollières	1992	7.5	8.4	8.4	8.9	33.2
14	DE PALMA Maelle	Echirolles ALE	1991	7.5	7.5	9.2	8.9	33.1
15	MARANO Emma	Boen AL	1991	9.0	7.6	8.2	8.1	32.9
16	MANIN HARMONIE	Romans	2000	7.6	6.7	9.2	9.2	32.7
17	PRADAUD Céline	Echirolles ALE	1992	8.2	8.1	8.5	7.8	32.6
	MATHIAS Mélanie	St Genis les Ollières	1993	7.1	7.8	8.6	9.1	32.6
19	PARIZOT Audrey	Irigny	1996	7.7	7.8	8.2	8.8	32.5
20	VEUILLET Victoria	Chaponnay	1996	7.7	7.9	8.3	8.4	32.3
21	ROUSTAN Marion	Lambesc	1993	7.3	7.5	8.7	8.5	32.0
22	THIBAUT Manon	Lambesc	1992	7.2	7.4	8.6	8.7	31.9
23	PARIZOT Estelle	Irigny	1996	7.0	7.4	8.0	9.2	31.6
24	BERGER Clemence	Boen AL	1994	7.3	8.6	8.2	7.4	31.5
	GIL Marion	Marseille Montredon 1	1991	7.2	7.8	8.3	8.2	31.5
26	MORETTI Katarina	Irigny	1988	6.9	7.9	8.4	8.2	31.4
	ORIOLE Camille	Irigny	1996	7.2	6.6	8.9	8.7	31.4
28	JANDARD Noémie	St Genis les Ollières	2000	6.7	7.4	8.6	8.6	31.3
29	VENTU Manon	Lambesc	1997	7.7	6.7	8.0	8.5	30.9
	REYMOND ELINE	Romans	1998	7.4	6.4	9.2	7.9	30.9
31	TARDY Jade *	St just st rambert 1 (indiv) (indiv)	1998	7.2	5.9	8.8	8.2	30.1
	LOPEZ Mathilde	Chaponnay	1997	6.6	7.8	8.2	7.5	30.1
33	MOREAU Alexia	St Genis les Ollières	1992	6.4	7.6	7.9	7.6	29.5







34	LOBA Marion	Irigny	1994	7.2	6.2	7.9	7.8	29.1
	LEBRUN Louise	Chaponnay	1997	7.5	7.6	6.5	7.5	29.1
36	CHOMETTE Marine	Boen AL	1997	6.6	5.6	7.3	7.5	27.0
37	DURAND Emma	Loriol	1998	7.1	0.0	7.4	7.9	22.4
38	BLOIN JULIETTE	Loriol	1999	8.5	3.5	0.0	9.1	21.1
39	THEVENET Lea	Loriol	2000	0.0	7.4	9.3	0.0	16.7
40	BRZEZINSKA Coralie	Loriol	1995	0.0	6.9	8.9	0.0	15.8
41	CASSOLY CECILE	St Genis les Ollières	1994	0.0	6.5	8.7	0.0	15.2
42	GONZALEZ Laura	Chaponnay	1997	0.0	0.0	5.9	6.6	12.5
43	ZUMARAN Aurélie	Romans	1985	0.0	9.3	0.0	0.0	9.3
44	SANCHEZ Chloé	Chaponnay	1998	0.0	0.0	0.0	0.0	0.0

2. MASCULIN NIVEAU4 9-14 ans . SA_DA (individuels)

2.1. Résultats par équipes

	Equipe	Club							Total
1	Vénissieux	69--Cmo vénissieux	25.1	23.5	26.0	22.9	25.9	22.8	146.2
2	St Genis les Ollières	69--Entente St genoise	23.4	21.6	24.8	22.3	25.1	22.7	139.9
3	St Priest	69--Gymnique association saint priest	24.6	20.6	22.5	22.9	24.7	22.0	137.3
4	Annonay	7--Annoneenne stand levert	24.8	19.4	21.0	21.8	24.5	22.5	134.0
5	Millery	69--ESMC gym	22.5	20.5	22.6	21.7	22.3	21.7	131.3

2.2. Résultats individuels

	Gymnaste	Equipe	Année							Total
1	DZIOCH Tristan	Vénissieux	1999	8.9	7.9	8.8	8.7	8.2	7.4	49.9
2	MORELLON Pierrick	St Genis les Ollières	1999	8.1	8.3	8.8	8.0	8.6	8.0	49.8
3	LEREDOTTE Raphael	St Priest	2001	8.6	7.4	8.5	8.5	8.8	7.7	49.5
4	CROS Louis	Vénissieux	2001	7.6	8.0	8.8	7.2	8.8	7.9	48.3
5	JOSSE-CORDONNIER Julien	Vénissieux	2001	7.2	7.6	8.4	7.0	8.7	7.5	46.4
6	BONNARDEL Hugo	Annonay	2000	8.3	7.5	6.0	7.5	8.5	8.2	46.0
7	JOUSSE Foucault	St Genis les Ollières	2001	7.6	7.1	8.0	7.4	8.4	7.4	45.9
8	RAFED Rida	Vénissieux	2002	8.6	6.4	7.9	6.7	8.4	7.4	45.4
9	FRAPPAT Remi	Annonay	1999	8.6	5.8	7.7	7.1	8.6	7.0	44.8
10	MOUILLET Leonard	St Genis les Ollières	2000	7.7	6.2	8.0	6.9	8.1	7.3	44.2
11	CORNEN Titouan	Millery	2001	7.1	7.6	7.6	7.1	7.5	7.0	43.9
12	LOPEZ Thomas	St Priest	2000	7.6	6.7	7.0	7.3	8.1	7.1	43.8
13	BUGNET Jordann	Millery	2003	6.6	6.6	8.4	7.1	7.3	7.1	43.1
14	DUCLAUT Nathan	Annonay	2000	7.9	5.4	7.3	7.2	7.4	7.3	42.5
15	GARCIA Mattéo	Millery	2002	7.4	6.3	4.4	6.9	6.9	6.5	38.4
16	FELLAGUE Reda	St Priest	2001	8.4	5.8	6.3	7.1	4.3	5.9	37.8
17	BRUAS Hugo	Millery	1999	0.0	5.3	5.0	7.4	7.5	7.6	32.8
18	VANLIN Pierre-baptiste	Millery	2003	8.0	3.3	6.6	7.2	5.6	0.0	30.7
19	CANTERO Theo	Annonay	2000	7.1	6.1	0.0	7.0	3.3	6.8	30.3
20	BERNARD Quentin	Annonay	2000	7.7	5.4	3.2	5.8	0.9	6.1	29.1
21	DEPORTE Yannick	St Priest	1999	0.0	6.5	7.0	0.0	7.8	7.2	28.5
22	SERRETA Enzo	St Genis les Ollières	2000	0.0	6.0	7.4	0.0	0.0	6.9	20.3
23	BENKEMOUN-KORKUT William	Vénissieux	2000	0.0	0.0	0.0	0.0	0.0	0.0	0.0

3. MASCULIN NIVEAU3 11 + . SA_DA (individuels)

3.1. Résultats par équipes

	Equipe	Club							Total
1	Vénissieux	69--Cmo vénissieux	26.5	22.9	27.4	25.6	28.0	25.2	155.6
2	Francheville 2	69--Gym dans'	25.1	23.1	27.7	25.1	27.4	24.7	153.1
3	Millery	69--ESMC gym	24.9	21.4	25.8	28.0	26.4	26.5	153.0
4	Francheville 1	69--Gym dans'	26.0	22.2	24.5	25.7	26.6	23.6	148.6
5	Domène	38--Etoile sportive doménoise	24.4	18.8	26.0	26.2	24.1	23.8	143.3
6	St Priest	69--Gymnique association saint priest	24.6	21.1	22.5	24.2	22.7	18.7	133.8
7	Givors	69--Independante givors	19.8	15.6	20.2	23.4	18.0	11.0	108.0
8	Tullins	38--Tullins la Vaillante	24.6	17.9	20.7	0.0	21.3	17.0	101.5

3.2. Résultats individuels

	Gymnaste	Equipe	Annee							Total
1	SEREDINE Bruno	Vénissieux	1997	8.9	7.8	9.0	8.5	9.0	9.5	52.7
2	ROCCO FLORIAN	Francheville 2	1985	8.9	7.5	8.7	8.8	9.2	9.2	52.3
3	VINALS Arthur	Vénissieux	1996	9.0	7.3	9.1	8.7	9.6	8.3	52.0
4	PERRA Laurent	Millery	1985	8.3	7.9	8.1	9.6	8.6	8.7	51.2
5	BRUAS Lucas	Millery	1995	9.2	4.4	9.3	9.3	9.3	9.0	50.5
6	PUPIER Damien	Francheville 2	1980	8.1	7.1	9.3	8.6	8.6	8.4	50.1
7	LOAEC Baptiste	Domène	1991	7.5	7.6	9.0	9.2	9.2	7.0	49.5
8	HERNANDEZ ANTOINE	St Priest	1991	8.6	7.5	7.8	8.7	9.5	6.8	48.9
9	AVICE Tim	Francheville 1	1998	7.2	7.0	7.7	8.4	9.4	8.6	48.3
10	RICHARD Martin	Francheville 1	1994	8.5	5.2	8.3	8.9	9.1	8.0	48.0
11	DESHIERE Romain	Domène	1984	8.5	5.0	8.0	9.1	8.8	8.4	47.8
12	GALLEA Faustin	Francheville 1	1998	8.5	6.6	8.5	8.3	7.9	7.0	46.8
13	BOUNAAS Nacer	Francheville 2	1976	8.0	5.9	8.8	7.7	9.0	7.1	46.5
14	COPARD Maxence	Vénissieux	1998	8.6	7.2	6.8	7.5	8.9	6.9	45.9
15	CONFORT Christophe	Millery	1976	7.4	5.1	8.1	7.6	8.5	7.1	43.8
16	GILBERT Arno	Francheville 1	1996	8.9	6.2	7.4	7.7	7.8	5.0	43.0
17	LEINARDI Sébastien	Vénissieux	1990	0.0	7.8	9.3	8.4	9.4	7.4	42.3
18	RIVIERE Félix	Millery	1989	0.0	8.3	8.4	9.1	7.2	8.8	41.8
19	CABO Alexandre	Domène	1991	6.7	4.7	8.8	7.3	5.9	7.2	40.6
20	GUILLEMIN Kilian	Givors	1996	7.9	4.5	7.2	8.5	5.8	5.5	39.4
21	BROTEL Tristan	Tullins	1995	8.9	8.1	8.2	0.0	7.3	6.3	38.8
22	BARS Logan	St Priest	1994	7.7	6.7	7.9	0.0	7.4	8.0	37.7
	CARDOSO Dimitri	Givors	1994	6.4	6.0	6.8	7.5	6.7	4.3	37.7
24	URSINI BENOIT	Domène	1995	8.4	6.2	0.0	7.9	6.1	8.2	36.8
25	CADIER YOHANN	Francheville 2	1980	8.1	8.5	9.6	0.0	9.2	0.0	35.4
26	PRADEL Robin	Tullins	1996	8.8	5.0	7.1	0.0	8.0	6.3	35.2
27	SHELLARD Jonathan	Francheville 1	1997	8.6	8.6	0.0	8.4	8.1	0.0	33.7
28	MALTESE Jordan	Givors	1991	5.5	5.1	6.2	7.4	5.5	1.2	30.9
29	COSTOLI CEDRIC	St Priest	1982	8.3	6.9	6.8	7.8	0.0	0.0	29.8
30	LEVILLAIN Axel	Millery	1996	0.0	5.2	7.4	7.8	7.9	0.0	28.3
31	JAMONAC Matthias	Tullins	1996	6.9	4.8	5.4	0.0	6.0	4.4	27.5
32	BEAUDIQUEZ Quentin	St Priest	1995	0.0	0.0	5.1	7.7	5.8	3.9	22.5





33	GOMEZ Florent	Domène	1992	0.0	0.0	8.2	0.0	5.9	5.3	19.4
34	VILLENA Franck	Francheville 2	1975	0.0	0.0	6.7	0.0	0.0	6.9	13.6
35	BENGUESMIA Faris	St Priest	1995	0.0	0.0	0.0	0.0	0.0	0.0	0.0
	PINET Pierre	Vénissieux	1998	0.0	0.0	0.0	0.0	0.0	0.0	0.0
	MORETTI Robin	Tullins	1994	0.0	0.0	0.0	0.0	0.0	0.0	0.0
	ROCHE Guillaume	Tullins	1995	0.0	0.0	0.0	0.0	0.0	0.0	0.0
	ROLLET Mathias	Givors	1996	0.0	0.0	0.0	0.0	0.0	0.0	0.0

4. FEMININ NIVEAU6 11 + . SA_DA (B) (individuels)

4.1. Résultats par équipes

	Equipe	Club					Total
1	Autun	71--LA VAILLANTE	27.5	31.2	30.7	28.9	118.3
2	Trets 1	13--Gymnastique sportive tretsoise	25.7	30.1	30.0	27.6	113.4
3	St Priest	69--Gymnique association saint priest	25.9	29.9	29.0	27.7	112.5
4	La tour du pin	38--L'alerte gymnastique la tour du pin	26.2	28.7	30.3	27.2	112.4
5	Pont de claix	38--Pont de claix amicale gymnique	26.2	29.0	28.7	27.6	111.5
6	Bourg St Maurice	73--Bsm gym bourg st maurice	25.7	29.3	28.6	27.1	110.7
7	Gerland Mouche	69--A. L. gerland mouche	24.6	29.0	28.4	26.5	108.5
8	Lentilly	69--Amicale Laïque de Lentilly	23.7	28.4	28.9	27.4	108.4
9	St Rambert d Albon	26--ASCR Gym	24.8	26.3	28.6	26.9	106.6
10	Grenoble eybens	38--Grenoble - Eybens	23.2	28.6	28.3	26.1	106.2
11	Charlieu	42--Amicale laïque charlieu	22.5	27.5	27.3	26.9	104.2
12	Voreppe 2	38--Voreppe la vaillante	24.0	24.0	27.1	26.7	101.8





4.2. Résultats individuels

	Gymnaste	Equipe	Annee					Total
1	PAQUIER Margaux	Autun	1990	7.2	8.2	8.0	7.6	31.0
2	DEROUVROY Margaud	St Priest	1999	6.6	8.0	7.7	7.0	29.3
3	LE BIGOT Azalais	Autun	1999	6.8	7.7	7.8	6.9	29.2
	PAQUIER Fanny	Autun	1999	7.0	7.6	7.5	7.1	29.2
5	STOSSKOPF Charlotte	Trets 1	1998	6.6	7.5	7.8	7.1	29.0
6	GRAUER Natacha	Trets 1	1996	6.8	7.8	7.4	6.9	28.9
	MATHIEU Charlène	Autun	1997	6.5	7.7	7.4	7.3	28.9
8	TAIX Zoe	Pont de claix	2001	6.7	7.4	7.6	7.1	28.8
9	CHAIX Maelle	Pont de claix	2001	6.5	7.5	7.8	6.9	28.7
10	LOMBARD Astrid	La tour du pin	2000	6.6	7.3	7.9	6.8	28.6
11	BIROT Solene	Trets 1	1997	6.1	7.7	7.6	7.0	28.4
	GONCALVES Armelle elyse	La tour du pin	1998	6.3	7.4	7.8	6.9	28.4
13	MACE Emma	St Rambert d Albon	2001	6.7	6.5	7.7	7.4	28.3
	DHANDA Erin	Bourg St Maurice	2000	6.4	7.6	7.2	7.1	28.3
15	BOMBARD Rosalie	St Priest	2000	6.6	7.8	6.7	6.9	28.0
	GIRAUD Lucie	Charlieu	1989	5.5	7.9	7.3	7.3	28.0
17	BATTU Cassandra	Autun	1998	6.4	7.5	7.1	6.9	27.9
18	RODRIGUEZ Victoria	Gerland Mouche	2000	6.3	7.6	7.2	6.7	27.8
	LEGROS Laura	Lentilly	1990	6.1	7.1	7.3	7.3	27.8
	CARRIER Coline	Bourg St Maurice	1998	6.6	7.4	6.9	6.9	27.8
21	GUIGUET Justine	St Priest	2000	6.3	6.9	7.4	7.1	27.7
22	LAURENT Manon	St Priest	2000	6.4	7.2	7.2	6.7	27.5
23	GALA Marion	Lentilly	1997	5.9	6.8	7.7	6.9	27.3



24	ANQUETIN Jade	Pont de claix	1999	6.6	7.1	6.4	7.1	27.2
	BARA Morgane	Grenoble eybens	1997	5.9	7.1	7.7	6.5	27.2
26	DABERT Mélodie	La tour du pin	1998	5.9	7.1	7.4	6.6	27.0
	GANIVET Maella	Bourg St Maurice	2000	5.6	7.6	7.1	6.7	27.0
28	LEPINAY Amandine	La tour du pin	2000	6.2	6.9	7.2	6.6	26.9
29	GANCI Julie	Trets 1	1997	6.2	7.1	7.2	6.3	26.8
	PETITJEAN LAEMLE Antoinette	Pont de claix	1999	6.4	7.0	6.9	6.5	26.8
	BALDETTI Claire	Grenoble eybens	1995	5.8	6.3	7.4	7.3	26.8
32	GREFFET Justine	Gerland Mouche	2002	5.7	7.6	7.1	6.3	26.7
	HENRIQUES Amelie	St Rambert d Albon	2000	5.8	6.6	7.1	7.2	26.7
	RICHT Alice	Voreppe 2	1997	6.0	6.8	7.3	6.6	26.7
	MONGELLAZ Morgane	Grenoble eybens	1996	5.8	7.9	7.1	5.9	26.7
36	BRAEUNIG Ellyne	La tour du pin	1999	6.4	6.9	6.7	6.6	26.6
37	LIVERSAIN Camille	St Rambert d Albon	2001	6.6	6.9	6.8	6.2	26.5
38	REY Joelline	Voreppe 2	1997	6.2	7.2	6.1	6.7	26.2
39	HEGER Laure	Lentilly	1995	5.7	8.1	6.1	6.2	26.1
40	CROCOMBETTE Danaé	Bourg St Maurice	1999	6.0	6.7	6.9	6.4	26.0
	FERRAND Alexandra	Bourg St Maurice	2000	6.0	6.4	7.4	6.2	26.0
42	LIDON Melanie	Charlieu	1999	5.7	6.6	6.7	6.7	25.7
43	FREIRE Charlene	Gerland Mouche	2002	5.8	5.7	7.4	6.7	25.6
	GUGGENBUHL Iris	Trets 1	2000	5.4	6.9	6.7	6.6	25.6
45	GUYONNET Caroline	Gerland Mouche	2002	6.6	5.4	6.7	6.8	25.5
46	BOURDON Maëlle	Lentilly	1998	5.9	6.4	6.8	6.3	25.4
47	DELLA NAVE Celia	Charlieu	2000	5.5	6.8	6.3	6.7	25.3
48	MOUNIER Clara	La tour du pin	2001	6.9	4.8	6.5	6.9	25.1
	BOMPART Coline	Lentilly	1998	5.7	6.2	6.9	6.3	25.1
	ABONDANCE Alexandrine	Bourg St Maurice	1999	6.7	6.3	5.8	6.3	25.1
51	GHARBI Sarah	Gerland Mouche	1995	5.6	6.9	6.3	6.2	25.0
52	RECHARD Angelike	Voreppe 2	1997	5.5	5.3	7.3	6.5	24.6
53	SARGIAN Anne lise	Gerland Mouche	1994	5.9	6.9	5.4	6.1	24.3
	BLANCHARD Emma	Lentilly	1999	5.8	4.6	7.0	6.9	24.3
	POPIEL Dorinda	Grenoble eybens	1994	5.7	6.6	6.0	6.0	24.3
56	BONNETON Melissa	St Rambert d Albon	2000	5.3	6.3	7.0	5.6	24.2
	GRATIER Estelle	Voreppe 2	1997	6.3	4.7	6.3	6.9	24.2
	BUCHET Manon	Charlieu	1998	5.4	6.2	6.4	6.2	24.2
59	FANGET Melissa	St Rambert d Albon	1996	5.7	5.9	6.2	6.1	23.9
60	CRESPO Juliette	Trets 1	2000	5.4	6.4	5.9	5.8	23.5
61	ROUMY Jade	Charlieu	1999	5.8	3.0	6.9	5.9	21.6
62	RAMIS Morgane	Voreppe 2	1997	5.1	3.6	6.2	6.4	21.3
63	BORNET Agathe	Grenoble eybens	1997	0.0	7.0	6.1	6.3	19.4
64	MOURET Amelie	Voreppe 2	1997	0.0	3.1	6.1	6.5	15.7
65	BALA Vilany	St Rambert d Albon	1996	0.0	0.0	0.0	0.0	0.0
	BABOULIN Delphine	Pont de claix	1987	0.0	0.0	0.0	0.0	0.0
	GASIERO Valérie	Pont de claix	1971	0.0	0.0	0.0	0.0	0.0
	CHABROL Quitrie	Grenoble eybens	1997	0.0	0.0	0.0	0.0	0.0

5. FEMININ NIVEAU3 9-14 ans . SA_DA (individuels)

5.1. Résultats par équipes





	Equipe	Club					Total
1	Irigny	69--Amicale laique irigny	21.2	24.2	25.5	26.4	97.3
2	Villefranche Femina	69--Fémina gymnique de villefranche	21.4	23.7	25.1	24.6	94.8
3	St Genis les Ollières	69--Entente St genoise	21.8	22.9	24.7	25.0	94.4
4	Villette d Anthon	69--Villette gym	20.2	24.1	24.6	22.9	91.8

5.2. Résultats individuels





	Gymnaste	Equipe	Annee					Total
1	FIEVET Maelys	Irigny	2001	8.0	8.6	7.9	9.3	33.8
2	CUMIN Estelle	Villefranche Femina	1999	7.5	7.8	8.5	8.8	32.6
3	FORGUES MAYET Edith	Irigny	2001	6.6	8.0	9.1	8.7	32.4
4	MARICAL Chloé	St Genis les Ollières	1999	7.2	7.8	8.3	8.8	32.1
5	GROCCIA Gilly	Villefranche Femina	1999	6.9	8.0	8.5	8.4	31.8
6	BRUYERE Dorine	Irigny	2000	6.6	7.6	8.5	8.4	31.1
7	NIERING Léa	Villette d Anthon	2000	6.5	8.4	7.5	8.4	30.8
8	AGHADJANIAN Emma	Villette d Anthon	2000	6.9	8.4	8.6	6.3	30.2
	ALMEIDA Adriana	St Genis les Ollières	1999	7.8	7.5	7.3	7.6	30.2
10	MALDJI Melinda	Villefranche Femina	2002	7.0	7.9	8.1	6.5	29.5
11	LACHANA Emma	St Genis les Ollières	1999	6.8	5.8	7.9	8.6	29.1
12	MINNE Clémence	St Genis les Ollières	1999	6.3	7.6	7.9	7.1	28.9
13	DEBRION Eva	Villefranche Femina	1999	6.3	6.6	7.5	7.4	27.8
14	LEAUSTIC Anaïs	Villette d Anthon	2000	6.8	6.0	7.3	6.2	26.3
15	TARIFA Anouk	Villette d Anthon	1999	5.8	0.0	8.5	8.2	22.5
16	VANDENBOSSHE Jeanne	St Genis les Ollières	1999	5.9	7.5	8.5	0.0	21.9
17	CALDAS-VIEIRA Julia	Villette d Anthon	2000	0.0	7.3	6.6	5.6	19.5
18	DONNAY Lucile	Irigny	2000	0.0	7.3	7.8	0.0	15.1
19	BOUTEILLER Chloé	Villefranche Femina	2001	0.0	0.0	0.0	0.0	0.0

6. FEMININ NIVEAU6 11 + . SA_DA (individuels)

6.1. Résultats par équipes

	Equipe	Club					Total
1	Bouc bel air	13--Bouc bel air gymnastique	28.3	30.8	30.4	32.1	121.6
2	Arbresle	69--L'arbresle	28.9	30.0	29.0	30.8	118.7
3	La ciotat	13--Gymnaste club la ciotat	28.2	29.5	29.1	31.5	118.3
4	Valence	26--valence gym	26.5	29.7	28.7	30.5	115.4
5	VAULX EN VELIN	VAULX EN VELIN	26.1	26.1	29.1	30.1	111.4
6	Albens	73--Union gymnique albens	25.2	28.8	28.3	28.8	111.1
7	Meylan	38--Aspa meylan	24.3	27.2	29.1	30.2	110.8
8	Vaugneray	69--Union sportive de l'ouest lyonnais	25.0	27.1	27.2	28.6	107.9
9	LIMONEST	LIMONEST	24.4	26.5	27.3	28.6	106.8
10	Jonage	69--E.s.j gymnastique artistique	25.2	25.6	24.1	31.0	105.9
	Pont de Beauvoisin	38--La Sentinelle	20.4	29.4	28.3	27.8	105.9
12	Lozanne	69--Gym lozanne	18.6	26.7	25.2	28.1	98.6

6.2. Résultats individuels

	Gymnaste	Equipe	Annee					Total
1	DUMOND Maélice	Bouc bel air	1998	7.6	8.2	7.7	7.6	31.1
2	KORSIA Morgane	Bouc bel air	1997	7.7	7.8	7.4	8.0	30.9
3	MARAIS Angeline	La ciotat	2001	7.8	7.2	6.9	8.0	29.9
4	JOLY Lola	Arbresle	1998	7.2	7.9	7.2	7.5	29.8
	CURE MARTIN AUDACE	VAULX EN VELIN	1996	6.7	7.4	7.5	8.2	29.8
6	BARIOT Claire	Arbresle	2002	7.3	7.2	7.2	7.9	29.6
7	KUC Lorette	Valence	1998	7.5	7.2	7.2	7.6	29.5
8	STAR Maëva	Bouc bel air	2001	6.8	7.4	7.2	8.0	29.4
	MAITRE Noriane	Valence	1999	6.4	8.0	7.3	7.7	29.4
	FRANCON Lisa	Arbresle	2002	7.2	7.5	7.2	7.5	29.4
11	MERCIER Carole	Arbresle	2002	6.8	7.3	7.1	7.9	29.1
	MULATON Ornella	Arbresle	2001	7.2	7.3	7.1	7.5	29.1
13	GAZQUEZ Mandy	Bouc bel air	1997	6.2	7.1	7.5	8.1	28.9
	PONZEVERA Illona	Bouc bel air	1998	6.0	7.1	7.8	8.0	28.9
	FADDA Olivia	La ciotat	1998	6.6	6.9	7.5	7.9	28.9
	GOUDSTIKKER Manon	Jonage	1998	6.2	7.3	7.5	7.9	28.9
17	LOUAT Naima	La ciotat	2002	6.9	7.9	6.8	7.0	28.6
18	MACANDREW KELLIE	La ciotat	1999	6.9	7.4	7.1	7.1	28.5
	PERRIER Elea	Valence	2000	6.2	7.2	7.3	7.8	28.5
20	GARROUY Mélissa	Meylan	1998	6.4	7.1	7.4	7.4	28.3
	JOLY Lucile	Arbresle	2000	6.8	7.0	7.4	7.1	28.3
22	DEVERICOURT Camille	Meylan	1999	5.4	7.3	7.4	8.0	28.1
23	PORTIER Léa	Albens	1999	6.3	7.5	6.9	7.3	28.0
24	FROGER Margaux	Bouc bel air	1997	5.6	7.4	7.0	7.9	27.9
	COLLOMB Andrea	Vaugneray	1999	6.6	6.9	7.0	7.4	27.9
	DECLERCK Tiphaine	Lozanne	1998	6.2	7.1	7.1	7.5	27.9
	MANNAZ Emeline	Albens	1997	6.0	7.3	7.5	7.1	27.9
	COQUARD MARIANNE	VAULX EN VELIN	1996	6.3	6.8	7.7	7.1	27.9





29	RETHORE Eve	La ciotat	2000	5.7	7.0	7.6	7.5	27.8
30	HILAIRE Melanie	Valence	1998	6.4	7.0	6.9	7.4	27.7
31	CERMAL	La ciotat	2000	6.3	6.9	6.3	8.1	27.6
	ARCHAMBAULT Laurine	Albens	1998	6.4	7.0	7.0	7.2	27.6
33	FERRARI Juliette	Jonage	2002	7.6	5.1	7.0	7.8	27.5
	PERRIN Clara	Pont de Beauvoisin	1999	5.4	7.4	7.1	7.6	27.5
35	CARNEIRO Leana	Vaugneray	1999	6.5	6.2	6.7	7.6	27.0
	DUC Laura	Lozanne	1999	6.1	6.4	7.4	7.1	27.0
37	MILOCHE Clara	Meylan	1999	6.2	6.3	7.1	7.3	26.9
	JACQUIN Lorie	Vaugneray	1999	6.1	7.1	6.8	6.9	26.9
	GUIGUE Méryl	Albens	1999	5.8	7.0	6.9	7.2	26.9
	RICHE MELISSA	VAULX EN VELIN	1999	6.0	6.5	7.0	7.4	26.9
	ANDOUARD AURIANE	LIMONEST	2000	6.2	6.6	7.1	7.0	26.9
42	VANDEBEUQUE FLORE	LIMONEST	2000	5.8	6.9	7.1	6.8	26.6
43	PENIN Marie	Meylan	2000	6.2	6.0	7.2	6.9	26.3
44	CURE MARTIN GWENDALINE	VAULX EN VELIN	1996	6.5	5.4	6.9	7.4	26.2
45	PASCAL MATHILDE	LIMONEST	1998	6.2	5.6	6.8	7.5	26.1
46	LAUZOL Marguerite	Meylan	1999	5.5	6.5	6.4	7.5	25.9
47	LAMAT PERRINE	LIMONEST	1999	5.7	6.9	5.9	7.3	25.8
48	DE SOUSA Stacy	Jonage	1992	6.2	7.2	4.7	7.6	25.7
	DELOMIER Anais	Valence	1997	5.2	7.3	6.6	6.6	25.7
	BERTI Ludivine	Pont de Beauvoisin	1999	5.1	6.2	7.4	7.0	25.7
51	BARBE Kinaly	Pont de Beauvoisin	1997	4.2	7.5	7.0	6.9	25.6
	BERTET Romane	Pont de Beauvoisin	1998	5.0	7.5	6.8	6.3	25.6
53	CHENAILLES Léonie	Vaugneray	1999	5.8	6.9	6.7	6.1	25.5
54	RICHARD MAELLE	VAULX EN VELIN	1996	6.6	4.8	6.8	7.1	25.3
55	BOUKHAMLA Célia	Albens	1999	6.5	5.8	6.9	5.9	25.1
56	LAUR Valentine	Lozanne	1998	6.3	7.0	5.1	6.5	24.9
57	SAADI Sofia	Pont de Beauvoisin	1998	4.9	7.0	6.7	5.9	24.5
58	FERTORET GABRIELLE	LIMONEST	1998	6.2	6.1	5.7	6.0	24.0
59	FRUCTUS Melina	Jonage	1998	5.2	6.0	4.9	7.7	23.8
60	PEREIRA Cindy	Vaugneray	1999	5.8	4.8	6.4	6.7	23.7
61	BERTHELIER JULIETTE	LIMONEST	1998	5.2	6.0	6.3	5.9	23.4
62	MORETEAU Léa	Vaugneray	1998	5.5	5.9	5.9	6.0	23.3
63	CAPORALI Marie-anna	Lozanne	1998	0.0	6.2	5.3	7.0	18.5
64	POLLY Camille	Lozanne	1997	0.0	5.8	5.4	6.3	17.5
65	CHERBLANC Alexianne	Jonage	1992	0.0	0.0	0.0	0.0	0.0
	MESANA Solange	Jonage	1996	0.0	0.0	0.0	0.0	0.0
	THOMAS Axelle	Valence	2000	0.0	0.0	0.0	0.0	0.0
	WATTEBLED Charline	Albens	1998	0.0	0.0	0.0	0.0	0.0

7. FEMININ NIVEAU3 11 + . SA_DA (individuels)

7.1. Résultats par équipes

	Equipe	Club					Total
1	Vaugneray	69--Union sportive de l'ouest lyonnais	21.3	26.8	27.6	26.0	101.7
2	Crest	26--Us crétoise gymnastique	22.4	27.1	25.5	26.0	101.0
3	Villefranche Femina	69--Fémina gymnique de villefranche	21.3	26.6	26.3	26.6	100.8
4	Roanne	42--Amicale laïque de jeunes filles de roanne	20.9	26.3	26.6	26.4	100.2
5	Jonage	69--E.s.j gymnastique artistique	21.8	25.8	25.8	25.6	99.0
	Crolles	38--Gym et rythme crolles	22.8	22.9	26.1	27.2	99.0
7	Millery	69--ESMC gym	21.9	25.3	25.7	25.8	98.7
8	St Genis les Ollières	69--Entente St genoise	21.1	25.9	25.6	25.7	98.3
9	Pierre Bénite	69--Patronage laïque de Pierre Bénite	19.9	25.7	25.9	25.5	97.0
10	Echirolles ALE	38--Echirolles Amicale Laïque Gym	21.2	25.2	25.7	24.2	96.3
11	Pont de claix	38--Pont de claix amicale gymnique	20.8	22.1	27.4	25.3	95.6
12	Trets	13--Gymnastique sportive tretsoise	20.0	23.3	25.1	24.4	92.8

7.2. Résultats individuels

	Gymnaste	Equipe	Annee					Total
1	ABAD Fanny	Vaugneray	1990	7.1	9.1	9.4	9.2	34.8
2	POIZAT Lauren	Villefranche Femina	1989	7.6	9.4	8.7	9.0	34.7
3	VANBECELAERE Manon	Millery	1998	7.6	8.9	8.1	9.4	34.0
4	JAUMONET Marie	Jonage	1991	7.5	8.9	9.0	8.5	33.9
5	DECLAS Coline	Roanne	1999	7.0	8.8	9.1	8.9	33.8
6	DUVERNAY Marie	Villefranche Femina	1989	7.3	8.5	9.0	8.9	33.7
	ROLLAND Celie	Crest	2000	7.6	9.3	7.6	9.2	33.7
8	FORESTIER Nolwenn	Pont de claix	1996	7.0	8.5	9.4	8.4	33.3
9	TURPIN Maelle	Pierre Bénite	1994	6.8	8.6	9.2	8.3	32.9
10	VILLARD Elodie	Vaugneray	1993	7.3	8.6	9.0	7.9	32.8
11	TOUREY Ambrine	Roanne	1998	7.1	8.3	8.5	8.8	32.7
12	IEVA Juliette	Crolles	1997	7.6	8.0	8.2	8.8	32.6
	AZAIS Esther	Crest	1998	7.1	8.7	8.4	8.4	32.6
	BATTESTI Mazarine	St Genis les Ollières	1996	6.9	8.7	8.4	8.6	32.6
15	DE SOUSA Carine	Jonage	1994	7.4	8.3	8.4	8.4	32.5
	MAMET Orlane	Roanne	1997	6.6	8.7	8.7	8.5	32.5
17	GRANGE Mathilde	Roanne	1998	6.6	8.8	8.3	8.7	32.4
	VIBOUD Amélie	Echirolles ALE	1994	7.0	8.6	8.9	7.9	32.4
19	LALOZ Clemence	Crolles	2000	7.3	7.0	9.0	9.0	32.3
	AZAIS Abigail	Crest	1996	7.4	8.2	8.5	8.2	32.3
	COLOMB Juliette	Crest	2000	7.4	7.9	8.6	8.4	32.3
	EMONET Lea	Pont de claix	1998	7.1	7.5	8.9	8.8	32.3
23	LESCUREUX Tess	Crolles	1997	7.9	7.1	7.8	9.4	32.2
	BALVAY Lucile	St Genis les Ollières	1996	6.9	8.5	8.5	8.3	32.2





25	GROUSSIN Clara	Trets	1998	7.2	8.5	8.2	8.2	32.1
	LANTHEAUME Nelly	Crest	1999	6.9	9.1	7.9	8.2	32.1
27	FREMONT Noémie	St Genis les Ollières	1996	7.3	8.0	7.8	8.8	31.9
28	RAVAS Noémie	Millery	1998	7.4	8.1	8.1	8.1	31.7
	BREHIN Margaux	Vaugneray	1991	6.5	8.8	8.4	8.0	31.7
30	CUMIN Ophelie	Villefranche Femina	1995	6.4	7.9	8.6	8.7	31.6
	BRUNEL Alexandra	Jonage	1995	6.5	8.4	8.4	8.3	31.6
	ROBIN Cezanne	Jonage	1997	6.9	8.5	7.5	8.7	31.6
	ROUGE Manon	Echirolles ALE	1992	7.1	8.0	8.4	8.1	31.6
	MORELLON Alexia	St Genis les Ollières	1996	6.4	8.7	8.3	8.2	31.6
35	DE SOUSA Cathy	Jonage	1997	6.9	8.3	8.2	8.1	31.5
	GRANGER Mathilde	Millery	1999	6.6	8.3	8.9	7.7	31.5
37	SUROWKA Emma	Millery	1998	6.9	8.1	8.1	8.2	31.3
	JACQUEMONT Noémie	Roanne	1996	6.8	8.4	8.8	7.3	31.3
39	GALVIN Sandy	Echirolles ALE	1993	7.1	8.6	7.6	7.8	31.1
	GALLOIS Chanelle	St Genis les Ollières	1992	6.6	7.7	8.7	8.1	31.1
41	COLAVIN Célia	Pierre Bénite	1997	5.4	8.5	8.1	8.8	30.8
42	WITTLING Vanessa	Pierre Bénite	1989	6.6	8.6	7.2	8.2	30.6
43	SOVIGNET Malaurie	Trets	1999	6.8	6.9	8.7	8.1	30.5
44	DUPRAZ Alizee	Crolles	1997	6.7	7.8	8.9	6.8	30.2
45	MAUPAS Marion	Pierre Bénite	1990	6.5	6.1	8.6	8.4	29.6
46	AVRIL Pauline	Crolles	1998	6.6	7.1	7.1	8.1	28.9
47	BADOR Charline	Vaugneray	1992	0.0	8.9	9.2	8.8	26.9
48	GAGNOULET Romy	Trets	1998	5.7	6.5	7.8	6.6	26.6
49	LIZOT Sharon	Trets	1998	6.0	7.0	6.8	6.5	26.3
50	COLLIN Maguelone	Pont de claix	1998	5.7	4.6	7.8	8.1	26.2
51	FRANCO Maelle	Pont de claix	1998	6.7	3.2	8.2	7.5	25.6
52	DISSON LAURA	Pierre Bénite	1991	6.4	5.2	6.1	7.1	24.8
53	RICHARD COHET Maëva	Echirolles ALE	1991	0.0	7.8	8.4	8.2	24.4
54	ZENATTI RANALDI Melissa	Trets	1999	0.0	7.8	8.2	8.1	24.1
55	BASCON Ines	Pont de claix	1998	0.0	6.1	9.1	7.9	23.1
56	MALDJI Lydia	Villefranche Femina	1991	6.4	8.7	7.4	0.0	22.5
57	VAIR PIOVA Marion	Vaugneray	1994	6.9	8.3	5.7	0.0	20.9
	LEFEBVRE Solene	Echirolles ALE	1995	0.0	6.6	6.7	7.6	20.9
59	BENEY Gwendoline	Millery	1998	0.0	0.0	8.7	8.2	16.9
60	LAFERRERE Florence	Villefranche Femina	1990	0.0	0.0	0.0	0.0	0.0

8. FEMININ NIVEAU4 11 + . SA_DA (individuels)

8.1. Résultats par équipes

	Equipe	Club					Total
1	Chateaurenard 2	13--Indépendante chateaurenard	22.1	26.0	25.8	24.0	97.9
2	Roanne	42--Amicale laïque de jeunes filles de roanne	21.3	26.9	23.8	23.6	95.6
3	Vénissieux	69--Cmo vénissieux	21.2	25.2	24.8	24.3	95.5
4	La tour du pin	38--L'alerte gymnastique la tour du pin	20.8	25.0	24.8	24.7	95.3
5	Anse	69--Jeunesse ansoise	22.3	23.4	24.4	24.2	94.3
6	Rhodia club	38--Rhodia-Club Gymnastique	21.1	24.0	23.7	24.4	93.2
7	Vaugneray	69--Union sportive de l'ouest lyonnais	20.6	24.7	25.1	21.4	91.8
8	Meylan 2	38--Aspa meylan	22.2	23.9	23.8	21.8	91.7
9	St Rambert d Albon	26--ASCR Gym	21.8	23.3	22.4	23.2	90.7
10	Loriol	26--Groupe omnisports loriolais (gol)	20.6	23.5	23.1	23.4	90.6
11	Brindas	69--A.s.brindas	21.0	22.3	22.2	22.1	87.6
12	AGCL Marseille	13--Association Gymnique des Chûtes Lavie	20.1	20.2	21.7	21.0	83.0

8.2. Résultats individuels

	Gymnaste	Equipe	Annee					Total
1	PARFAIT Jessica	Vénissieux	1988	7.0	9.1	8.4	8.7	33.2
	CHATRE Celine	Roanne	1993	7.1	9.2	8.8	8.1	33.2
3	DUTFOY Elsa	Chateaurenard 2	1999	7.4	8.5	8.5	8.4	32.8
4	BOLLET Kahina	La tour du pin	1998	7.4	8.6	8.1	8.1	32.2
5	DAMINIANI Amélie	Chateaurenard 2	2000	7.6	8.8	8.7	6.9	32.0
6	DESIGNES Léa	La tour du pin	2000	6.6	8.3	8.5	8.3	31.7
	ARNOUX Pauline	Brindas	1999	7.6	8.6	8.0	7.5	31.7
8	LACROIX Marine	Rhodia club	1989	7.6	8.0	7.8	8.2	31.6
9	DELORME Flavie	Anse	1985	7.3	8.0	7.7	8.4	31.4
	PEREZ Morgan	Vaugneray	1994	7.3	8.9	7.6	7.6	31.4
11	MARTOS Lorrie	St Rambert d Albon	1999	7.4	7.5	7.9	8.3	31.1
	TADUY Sara	Meylan 2	1998	7.2	8.9	7.9	7.1	31.1
13	CANTALUPPI Clémentine	Vénissieux	1998	6.6	8.1	8.4	7.9	31.0
14	ROMAIN -GUIDANI Alizee	Anse	1998	7.4	7.7	8.1	7.7	30.9
	TURPIN Solenn	Anse	1996	7.6	7.7	7.7	7.9	30.9
16	VOLLE Charlène	Chateaurenard 2	1995	7.1	7.5	8.3	7.8	30.7
17	MASTORINO Justine	Chateaurenard 2	1999	6.4	8.7	7.7	7.8	30.6
18	MOULIN Julia	Loriol	1992	7.2	7.6	7.3	8.4	30.5
	VICHERD Candice	La tour du pin	1998	6.6	8.1	8.2	7.6	30.5
20	DALMAS Laurine	Vénissieux	1991	7.1	8.0	8.0	7.2	30.3
	MESQUIDA Marine	Vaugneray	1993	6.6	8.0	8.9	6.8	30.3
	LAREAU Amandine	AGCL Marseille	1992	7.2	7.5	8.0	7.6	30.3
23	GOETINCK Sarah	St Rambert d Albon	1998	7.1	8.7	6.9	7.5	30.2
24	CROZE Chloé	Loriol	1998	6.9	7.9	8.3	6.8	29.9

	HEREDIA Chloé	Rhodia club	1994	7.0	6.7	7.8	8.4	29.9
26	LEBLANC Sandy	Rhodia club	1992	6.5	8.0	7.4	7.7	29.6
27	DESCHAMPS Alexa	Chateaurenard 2	1996	6.5	7.2	8.6	7.2	29.5
28	MIASOTTI Ludyvine	Anse	1997	6.6	7.0	7.9	7.9	29.4
	DONATO Alexia	Loriol	1997	6.1	8.0	7.4	7.9	29.4
30	GUERRY Chloé	Meylan 2	1997	6.5	7.0	8.0	7.8	29.3
31	DOLZ Caroline	Rhodia club	1994	5.3	8.0	8.1	7.8	29.2
32	SIGNORINO Vinciane	Vénissieux	1986	7.1	6.6	8.0	7.4	29.1
33	PERON Alexia	Meylan 2	1998	7.4	7.1	7.6	6.8	28.9
34	TRIBOLET Emilie	Vénissieux	1991	6.2	7.5	7.4	7.7	28.8
	JUNIQUE Priscillia	Vaugneray	1995	6.1	7.8	7.9	7.0	28.8
36	ARNAUD Axelle	Meylan 2	1997	7.3	7.9	7.5	5.9	28.6
37	MUZELLE Sarah	Roanne	1997	7.3	7.2	7.1	6.9	28.5
38	FROBERT VELUIRE Marie	Roanne	1997	6.9	7.8	7.0	6.7	28.4
39	LAFUMA Eva	St Rambert d Albon	1998	7.3	7.1	7.0	6.6	28.0
40	GAY Tiffanie	Brindas	1998	6.0	7.4	6.9	7.6	27.9
41	BUTRUILLE Solene	Meylan 2	1998	7.5	5.4	7.9	6.9	27.7
	MARICHY Laurine	Rhodia club	1997	6.4	6.0	7.7	7.6	27.7
	PONCET Isabelle	Vaugneray	1997	6.7	7.6	7.6	5.8	27.7
	DEFARGES Melanie	Brindas	1996	7.1	6.3	7.3	7.0	27.7
45	GRATESOL Carla	St Rambert d Albon	1998	6.6	6.1	7.5	7.4	27.6
46	FENETRIER Anabelle	AGCL Marseille	1993	6.3	6.2	7.6	7.2	27.3
47	PESTEL Oceane	Loriol	1996	6.2	6.2	7.4	7.1	26.9
48	FISCHER Léa	La tour du pin	1996	6.8	4.5	6.3	8.3	25.9
49	CROZET Joanne	Brindas	1996	6.3	6.2	6.3	6.7	25.5
50	PIN Emilie	Roanne	1987	0.0	8.7	7.9	8.6	25.2
51	MAMDY Savannah	St Rambert d Albon	1998	5.8	4.6	6.0	7.1	23.5
52	MOULAI Romane	AGCL Marseille	1999	6.6	4.5	6.1	6.2	23.4
53	KAUFFMANN Laura	Loriol	1997	6.5	3.1	6.8	6.3	22.7
54	MAURINES Roxanne	Anse	1998	6.9	0.0	8.4	7.0	22.3
55	BEL Caroline	La tour du pin	1987	6.6	0.0	6.9	7.3	20.8
56	SZULZEWSKI Anne	Vaugneray	1995	5.2	0.0	8.3	6.3	19.8
57	CHATRE Delphine	Roanne	1990	0.0	9.0	5.7	0.0	14.7
58	GUILLEMOT Muriel	AGCL Marseille	1990	6.2	6.5	0.0	0.0	12.7
59	ROCHIGNEUX Cassandra	Brindas	1999	0.0	4.5	6.1	0.0	10.6

9. MASCULIN NIVEAU4 11 + . SA_DA (individuels)

9.1. Résultats par équipes

	Equipe	Club							Total
1	Roanne ALRG 2	42--Amicale laïque de roanne garçons	26.7	22.5	26.5	25.6	26.8	25.9	154.0
2	Vénissieux	69--Cmo vénissieux	26.0	26.4	27.1	22.9	26.5	25.0	153.9
3	Rhodia club	38--Rhodia-Club Gymnastique	26.0	22.6	26.2	22.0	26.5	24.1	147.4
4	Bourg de Thizy	69--Enfants de la trambouze	24.2	23.3	26.3	23.0	26.4	22.3	145.5
5	Lozanne	69--Gym lozanne	23.8	22.5	24.8	23.0	25.8	23.3	143.2
6	Villefranche sur saone	69--Union Gymnique Villefranche	24.7	23.4	23.5	22.1	25.3	22.9	141.9
7	Pont de Beauvoisin	38--La Sentinelle	25.2	20.4	24.8	21.6	24.6	24.9	141.5
8	Voreppe	38--Voreppe la vaillante	23.3	24.1	23.8	22.4	23.9	23.2	140.7
9	Amplepuis	69--La fraternelle	23.8	22.6	25.1	22.0	22.9	24.2	140.6
10	Valence 1	26--valence gym	24.7	19.6	24.5	23.6	25.0	23.0	140.4
11	Annonay	7--Annoneenne stand levert	24.7	20.1	24.3	22.1	23.8	22.9	137.9
12	Valence 2	26--valence gym	20.5	13.3	21.9	19.6	17.5	15.5	108.3





9.2. Résultats individuels

	Gymnaste	Equipe	Annee							Total
1	PERRIN Antoine	Roanne ALRG 2	1997	9.0	8.1	8.8	8.5	8.9	8.0	51.3
2	BERTHA Vincent	Vénissieux	1996	8.5	8.7	9.2	7.4	9.0	8.4	51.2
3	BARRIER Alexandre	Roanne ALRG 2	1997	8.8	6.9	8.8	8.6	9.0	8.9	51.0
4	LATHUILLERE Hadrien	Bourg de Thizy	1992	8.4	8.2	8.7	8.5	8.8	7.7	50.3
5	COUP LA FRONDE Thomas	Villefranche sur saone	1996	8.7	8.5	8.6	7.5	8.8	8.1	50.2
6	VIRGINIUS NANA Killian	Vénissieux	1999	8.4	8.9	9.0	7.2	8.7	7.8	50.0
7	CLOPET Antonin	Rhodia club	1996	8.6	8.0	8.9	7.7	8.6	7.9	49.7
8	VINALS Hugo	Vénissieux	1998	8.7	8.4	8.7	7.3	8.8	7.4	49.3
9	CHOIRAT Rémi	Pont de Beauvoisin	1999	8.7	7.6	8.8	7.1	8.2	8.4	48.8
10	GUILLERMIN Luc	Amplepuis	1998	8.3	8.1	8.6	7.7	7.5	8.4	48.6
	DI LIEGRO Lucas	Roanne ALRG 2	1998	8.9	7.5	8.5	7.2	8.3	8.2	48.6
12	MARCOUX Aurélien	Rhodia club	1996	7.7	8.0	8.8	7.0	9.0	8.0	48.5
	ROBERT Damien	Lozanne	1997	8.0	8.1	8.4	8.0	8.7	7.3	48.5
14	AMINI Masrour	Roanne ALRG 2	1997	8.6	5.7	8.9	8.5	7.9	8.8	48.4
	GUEYDON Jonathan	Villefranche sur saone	1997	8.5	7.9	8.2	7.2	8.9	7.7	48.4
16	NARBOUX Nathan	Bourg de Thizy	1997	8.1	7.9	8.8	7.2	8.9	7.4	48.3
17	RULLIERE Herban	Annonay	1994	8.5	7.3	8.3	7.2	8.3	8.4	48.0
	CHAUVIN Julian	Voreppe	1996	8.6	8.6	7.7	7.8	8.1	7.2	48.0
19	WACHTEL Thomas	Rhodia club	2001	8.6	6.6	8.5	7.3	8.6	8.2	47.8
	BILLON-GALLAND Maxime	Lozanne	1996	7.8	7.8	8.5	7.5	8.5	7.7	47.8
21	TAOUKI Keryan	Roanne ALRG 2	1997	8.7	6.2	8.6	7.2	8.9	7.5	47.1
22	BOURASSAUD Julien	Bourg de Thizy	1996	7.7	7.2	8.8	7.3	8.7	7.2	46.9
23	AFANASSIEF Axel	Rhodia club	2000	8.8	6.6	8.4	7.0	8.9	7.1	46.8
24	BACCONNIER Samuel	Voreppe	1994	7.4	6.9	8.4	7.4	8.3	7.9	46.3


25	BIMMEL Luc	Pont de Beauvoisin	1998	7.8	6.4	8.3	7.0	8.4	8.3	46.2
26	CHRISTOPHLE Anthony	Amplepuis	2001	7.8	7.5	8.1	7.3	7.5	7.9	46.1
27	TREVET Fabien	Valence 1	1971	7.9	6.8	7.6	7.5	8.6	7.6	46.0
	SEIGLE BUYAT Dylan	Pont de Beauvoisin	1998	8.7	6.3	7.7	7.1	8.0	8.2	46.0
29	PLANTIER Nathan	Annonay	1995	8.3	6.0	8.3	7.3	8.6	6.8	45.3
	ROGIER ADRIEN	Valence 1	1991	8.2	6.0	7.9	8.0	8.0	7.2	45.3
31	FOURNIOL ALEXANDRE	Valence 1	1992	8.6	4.1	8.4	8.1	8.4	7.6	45.2
32	PEYRAUD Alexis	Amplepuis	2001	7.7	6.4	8.4	6.9	7.7	7.9	45.0
33	GAILLARD Guillaume	Voreppe	1994	6.5	8.6	7.7	7.2	6.7	8.1	44.8
34	HUMBERT Thibaud	Pont de Beauvoisin	1999	6.6	6.4	7.5	7.4	7.8	7.9	43.6
35	MOSHNI Nael	Villefranche sur saone	1996	7.5	7.0	6.7	7.4	7.6	7.1	43.3
36	MENETRIEUX Charles	Rhodia club	2000	7.7	6.3	7.6	6.7	7.4	7.5	43.2
37	GABSI Anis	Vénissieux	1982	0.0	8.8	8.9	8.2	8.3	8.8	43.0
38	RULLIERE Maverick	Annonay	1997	7.3	6.8	7.7	7.5	6.1	7.1	42.5
39	BUTTY Pierrick	Amplepuis	2002	7.2	7.0	5.9	7.0	7.7	7.4	42.2
40	LEVICONTE Evan	Pont de Beauvoisin	2002	7.4	5.8	7.7	7.1	6.8	6.8	41.6
41	GALLIX Robin	Voreppe	1995	6.3	6.9	7.5	6.5	7.5	6.4	41.1
42	MARQUES Daniel	Valence 2	1995	7.4	4.6	8.1	7.1	7.5	5.6	40.3
43	GOUTTE Mathias	Bourg de Thizy	1999	6.7	6.4	8.5	5.4	7.7	5.4	40.1
44	PONTILLE Stéphane	Bourg de Thizy	1998	7.6	4.2	5.4	5.7	7.3	6.2	36.4
45	PONTHUS JEREMY	Valence 2	1989	6.0	4.0	8.1	5.7	5.8	5.4	35.0
46	GOUTELLE Yael	Annonay	1999	7.2	3.2	3.4	7.3	6.9	6.7	34.7
47	BELVAL Remy	Valence 2	1996	7.1	4.7	5.7	6.8	4.2	4.5	33.0
48	PERRIN Dylan	Annonay	1999	7.9	4.3	0.5	6.8	4.7	7.4	31.6
49	DURAND Lucas	Lozanne	1988	0.0	6.6	0.0	7.5	8.6	8.3	31.0
50	JOURDAN Valentin	Valence 1	1995	0.0	6.8	8.2	0.0	7.7	7.8	30.5
	BAHRI Alexandre	Villefranche sur saone	1997	5.7	3.8	3.9	6.9	4.4	5.8	30.5
52	ROTA Hugo	Voreppe	2000	7.3	2.3	0.0	6.9	7.5	5.2	29.2
	AUBOIS-LIOGIER Valentin	Lozanne	1995	8.0	6.3	7.9	7.0	0.0	0.0	29.2
54	CORTES STEPHANE	Valence 1	1991	7.9	5.8	0.0	7.0	8.0	0.0	28.7
55	JACQUES Yannick	Vénissieux	1992	8.8	8.1	0.0	7.1	0.0	0.0	24.0
56	CARREZ ALOIS	Lozanne	1995	0.0	6.2	0.0	6.4	0.0	7.3	19.9
57	REY Thomas	Villefranche sur saone	1996	0.0	5.0	1.5	0.0	0.0	0.0	6.5
58	PIVOT Basile	Amplepuis	2001	0.0	0.0	0.0	0.0	0.0	0.0	0.0
	HOARAU Joan	Valence 2	1995	0.0	0.0	0.0	0.0	0.0	0.0	0.0
	RIOU Florient	Valence 2	1998	0.0	0.0	0.0	0.0	0.0	0.0	0.0

10. FEMININ NIVEAU4 11 + . SA_DA (B) (individuels)

10.1. Résultats par équipes

	Equipe	Club					Total
1	Chaponnay	69--Chaponnay gym	21.8	25.4	24.6	23.6	95.4
2	St Priest	69--Gymnique association saint priest	22.1	25.6	23.8	23.8	95.3
	Echirolles ALE	38--Echirolles Amicale Laïque Gym	21.2	25.0	24.3	24.8	95.3
4	Savigny	69--A.s.c.savigny	22.1	26.1	20.6	25.2	94.0
5	Trets	13--Gymnastique sportive tretsoise	21.1	25.6	24.0	22.8	93.5
6	Domène 2	38--Etoile sportive doménoise	21.6	24.3	23.9	23.1	92.9
7	Irigny	69--Amicale laïque irigny	21.2	25.0	23.1	22.6	91.9
8	Crolles	38--Gym et rythme crolles	19.4	24.9	24.3	22.6	91.2
9	Vénissieux 2	69--Cmo vénissieux	20.7	24.2	23.7	21.2	89.8
10	Vinay	38--GYM CLUB DE VINAY	20.4	23.1	22.5	22.7	88.7
11	Lambesc	13--ALSL lambesc	21.1	22.8	19.5	21.7	85.1
12	Gerland Mouche	69--A. L. gerland mouche	21.1	17.0	21.1	22.4	81.6







10.2. Résultats individuels

	Gymnaste	Equipe	Annee					Total
1	SCAPOTTA Andrea	St Priest	1992	7.3	9.0	8.5	8.3	33.1
2	BOROWIEC Roxane	Echirolles ALE	1997	7.1	8.6	8.3	8.4	32.4
3	DIAZ Estelle	St Priest	1993	7.3	8.7	8.4	7.8	32.2
4	CREPIEUX Emma	Chaponnay	1999	7.1	8.6	8.4	7.9	32.0
5	GERMAIN Laure	Domène 2	1984	6.8	8.7	8.5	7.9	31.9
	VOUILLAMOZ Célia	Echirolles ALE	1998	7.1	8.3	8.2	8.3	31.9
7	ODEYER Charlene	Vinay	2000	6.7	8.3	8.7	8.0	31.7
8	MOYNE Pauline	Irigny	1998	7.3	8.6	8.1	7.6	31.6
9	DUCARRE Florine	Savigny	1987	7.4	8.6	6.6	8.9	31.5
	PALET Océane	Chaponnay	1998	7.3	8.2	8.4	7.6	31.5
11	CARRA Lauriane	Savigny	1995	7.4	8.8	6.8	8.4	31.4
12	COUTURIER Manon	Trets	1998	7.2	8.2	8.0	7.9	31.3
	INGRASSIA Clara	Chaponnay	1999	7.1	8.6	7.7	7.9	31.3
14	JOUSSIER Camille	Trets	1996	6.9	8.9	8.4	6.9	31.1
15	MEYNAND Lalie	Vénissieux 2	1998	6.9	8.8	8.0	7.3	31.0
16	MASSIT Marielle	Crolles	1998	6.3	8.5	8.3	7.6	30.7
	LEBRUN Camille	Chaponnay	1994	7.4	8.0	7.7	7.6	30.7
18	BOSON Blandine	Domène 2	1994	7.2	8.5	7.4	7.5	30.6
19	COLOMBET Lison	Crolles	1999	6.9	8.5	8.1	7.0	30.5
20	REYMOND Marinca	Trets	1996	7.0	8.1	7.5	7.8	30.4
21	PITON Marine	Vénissieux 2	1991	7.0	8.4	7.9	7.0	30.3
22	DARGERER Johanna	Savigny	1996	6.9	8.3	7.2	7.6	30.0
	GRAVICHE Sabrina	Savigny	1994	7.3	8.7	6.1	7.9	30.0
24	IAQUINTA Elsa	Trets	1996	6.7	8.5	7.6	7.1	29.9
	BENAS Noelie	Vinay	1998	7.0	7.8	6.9	8.2	29.9
26	POULIN Amandine	Domène 2	1990	7.3	7.1	7.5	7.7	29.6

	WIRTH Catalina	Irigny	2000	6.7	8.6	7.3	7.0	29.6
	ROY Pauline	Chaponnay	1998	7.1	6.9	7.8	7.8	29.6
29	MERMET Clara	Irigny	1996	7.1	7.8	7.7	6.9	29.5
30	LIVRIERI Valentine	Echirolles ALE	1999	6.6	7.3	7.8	7.7	29.4
31	HORTIGUE Lauriane	Lambesc	1994	7.2	8.4	6.3	7.2	29.1
	GALVIN Kathleen	Echirolles ALE	1997	6.6	7.0	7.4	8.1	29.1
33	MICHENEAU Auxane	Domène 2	1994	6.7	7.0	7.8	7.5	29.0
34	GRATIER Emma	Echirolles ALE	1999	7.0	8.1	6.1	7.6	28.8
35	ROBIN Maya	Gerland Mouche	1998	7.1	7.6	6.5	7.3	28.5
	CASTALDO Laura	Vénissieux 2	1998	6.8	7.0	7.8	6.9	28.5
37	CAMENSULI Charlotte	Lambesc	1994	7.2	7.5	5.0	7.8	27.5
38	PRANGER Pamela	Trets	1997	6.5	7.9	6.2	6.8	27.4
	CASTELLON Rebecca	Irigny	2000	6.3	7.8	5.9	7.4	27.4
40	BARTHE Flavie	Crolles	1996	5.2	6.7	7.9	7.3	27.1
41	TORRENTE Camille	Lambesc	1995	6.6	6.9	6.5	6.7	26.7
42	MOUDENE Camelia	Gerland Mouche	1996	6.7	5.7	7.2	6.7	26.3
43	PEYROT Tiphanye	Gerland Mouche	1997	6.9	3.7	7.4	7.8	25.8
44	TRANCHAND Camille	Lambesc	1997	6.1	6.6	6.7	5.9	25.3
45	GIROND Amandine	Vinay	2000	6.2	7.0	4.9	6.5	24.6
46	JURAIN Sofia	Gerland Mouche	1996	7.1	2.9	6.1	7.3	23.4
47	BASTARD Julie	Lambesc	1999	6.7	5.5	6.0	5.1	23.3
48	CHAMPNHAC Sophia	St Priest	1994	7.5	7.9	0.0	7.7	23.1
49	DREUILLET Abigail	Crolles	1996	0.0	7.9	6.7	7.7	22.3
50	RICHER Gentiane	Crolles	1996	6.2	4.1	6.1	5.8	22.2
51	AHMED KASSIM Chafika	Vinay	1995	6.7	4.2	5.5	5.7	22.1
52	ALLEMAND Julia	Domène 2	1990	7.1	0.0	7.6	6.6	21.3
53	RODRIGUES Emilie	St Priest	1997	6.7	0.0	6.9	7.1	20.7
54	FOMBON Camille	Irigny	1998	6.8	0.0	5.4	7.6	19.8
55	BUCCI Loise	Vinay	1996	5.7	0.0	6.9	6.1	18.7
56	GUERY Justine	St Priest	1994	0.0	7.7	0.0	0.0	7.7
57	LEBRAS Stéphanie	Vénissieux 2	1995	0.0	0.0	0.0	0.0	0.0
	SIGNORINO Vinciane	Vénissieux 2	1986	0.0	0.0	0.0	0.0	0.0
	CRUVEILLER Laurene	Savigny	1996	0.0	0.0	0.0	0.0	0.0

11. MASCULIN NIVEAU1 11 + . SA_DA (individuels)

11.1. Résultats par équipes





	Equipe	Club							Total
1	Vénissieux	69--Cmo vénissieux	26.8	27.4	27.9	29.1	30.5	29.0	170.7
2	St Genis les Ollières	69--Entente St genoise	30.1	23.6	24.6	31.1	28.8	25.8	164.0
3	Amplepuis	69--La fraternelle	25.8	17.7	24.3	27.5	24.6	18.5	138.4

11.2. Résultats individuels





	Gymnaste	Equipe	Annee							Total
1	BELKACEMI Hamza	Vénissieux	1991	9.0	10.8	10.6	10.0	10.9	10.9	62.2
2	BERTET Virgil	Vénissieux	1995	8.8	8.7	9.8	9.4	10.4	8.6	55.7
3	CHAZOT Clément	St Genis les Ollières	1990	10.5	7.0	8.1	10.8	9.4	8.5	54.3
4	COQUARD Benjamin	Vénissieux	1989	9.0	7.9	7.5	9.7	9.2	9.5	52.8
5	ROCHAND Loic	St Genis les Ollières	1991	10.2	5.9	8.3	10.6	8.6	9.1	52.7
6	MOREL Geoffroy	St Genis les Ollières	1992	9.3	8.1	8.2	9.5	8.1	7.9	51.1
7	DA SILVA Florian	Amplepuis	1992	8.2	7.1	9.0	9.2	9.2	5.4	48.1
8	CHRISTOPHLE Rémi	Amplepuis	1991	8.6	5.3	7.8	9.7	8.2	7.9	47.5
9	RAMIREZ Yoan	St Genis les Ollières	1984	9.4	8.5	0.0	9.7	10.8	8.2	46.6
10	ROCHE Clément	Amplepuis	1995	9.0	5.3	6.5	8.6	5.9	5.2	40.5
11	IAFRATE Tony	Amplepuis	1990	0.0	4.8	7.5	7.3	7.2	5.2	32.0
12	BENTOUMI Stéphane	Amplepuis	1981	0.0	0.0	0.0	0.0	0.0	0.0	0.0
	BENKEBIL Wassim	Vénissieux	1990	0.0	0.0	0.0	0.0	0.0	0.0	0.0
	BERENGUER Aurelien	Vénissieux	1987	0.0	0.0	0.0	0.0	0.0	0.0	0.0

12. FEMININ NIVEAU1 11 + . SA_DA (individuels)

12.1. Résultats par équipes







	Equipe	Club					Total
1	Roanne	42--Amicale laique de jeunes filles de roanne	24.5	26.5	27.3	29.4	107.7

12.2. Résultats individuels







	Gymnaste	Equipe	Annee					Total
1	DOCHY Juliette	Roanne	1996	8.1	8.2	8.7	10.4	35.4
2	CHAMBERT Esther	Roanne	1993	8.7	8.1	9.0	9.0	34.8
3	MIRMAND Eva	Roanne	1995	7.7	8.6	8.9	9.3	34.5
4	GONINET Laura	Roanne	1994	7.4	6.8	8.1	8.1	30.4
5	TOUREY Elea	Roanne	1992	0.0	9.7	9.4	9.7	28.8

13. MASCULIN NIVEAU2 11 + . SA_DA (individuels)

13.1. Résultats par équipes





	Equipe	Club							Total
1	Vaugneray	69--Union sportive de l'ouest lyonnais	25.9	19.3	19.9	25.6	26.7	22.1	139.5

13.2. Résultats individuels





	Gymnaste	Equipe	Anne e							Total
1	QUIBLIER François *	Rhodia club 1 (indiv) (indiv)	1993	10.0	9.2	10.3	8.7	10.2	9.5	57.9
2	PONVIANNE Pierre	Vaugneray	1993	9.0	7.6	10.4	9.2	9.1	8.3	53.6
3	PEREZ Kevin *	Rhodia club 1 (indiv) (indiv)	1994	8.3	7.4	9.5	9.7	8.8	7.6	51.3
4	MARIGNIER Clément	Vaugneray	1992	8.0	6.0	9.5	7.8	9.1	8.2	48.6
5	GUILLET Alex	Vaugneray	1996	8.9	5.7	0.0	8.6	8.5	5.6	37.3
6	CARNEIRO David	Vaugneray	1996	0.0	4.4	0.0	0.0	6.9	3.7	15.0
7	PAPOT Cédric	Vaugneray	1987	0.0	0.0	0.0	0.0	0.0	0.0	0.0

14. FEMININ NIVEAU4 9-12 ans . SA_DA (individuels)

14.1. Résultats par équipes

	Equipe	Club					Total
1	Loriol	26--Groupe omnisports loriolais (gol)	19.8	23.7	25.9	24.3	93.7

14.2. Résultats individuels







	Gymnaste	Equipe	Annee					Total
1	BLACHIER Celina	Loriol	2002	6.2	7.9	9.0	7.9	31.0
2	BONNET Maelle	Loriol	2002	6.9	7.5	8.4	8.1	30.9
3	CHAVE Mathilde	Loriol	2002	6.2	7.9	8.5	7.6	30.2
4	GUERREIRO Carla-ines	Loriol	2001	6.7	7.9	7.0	8.3	29.9
5	ORIEZ Inola	Loriol	2001	0.0	0.0	0.0	0.0	0.0

15. MASCULIN NIVEAU3 9-14 ans . SA_DA (individuels)

15.1. Résultats par équipes

	Equipe	Club							Total
1	Francheville	69--Gym dans '	23.1	17.5	21.8	26.1	24.2	19.5	132.2
2	Vaugneray	69--Union sportive de l'ouest lyonnais	23.3	17.7	20.7	22.6	21.5	17.2	123.0

15.2. Résultats individuels





	Gymnaste	Equipe	Annee							Total
1	AISSANI Marin	Francheville	2000	8.0	6.1	7.7	9.1	7.9	7.5	46.3
2	MOLARD Remy	Francheville	2001	8.3	5.4	7.0	8.6	8.1	4.6	42.0
3	MARTIN Lucas	Vaugneray	1999	8.4	5.2	7.4	7.3	5.5	6.5	40.3
4	TALLENT Robin	Francheville	2001	6.4	4.8	6.3	8.4	7.4	6.8	40.1
5	FERRE Lucas	Vaugneray	1999	7.2	5.5	6.1	7.7	6.6	6.1	39.2
6	RIVIER Baptiste	Francheville	2002	6.8	6.0	7.1	7.6	6.1	5.2	38.8
	VAIR PIOVA Robin	Vaugneray	2000	6.6	5.5	7.2	7.5	7.5	4.5	38.8
8	DESMAISON Tom	Vaugneray	2000	6.6	6.6	4.7	7.2	7.4	4.6	37.1
9	PERRIN Thomas	Vaugneray	1999	7.7	5.6	4.7	7.4	6.5	3.9	35.8
10	RICHARD Titouan	Francheville	2002	5.9	4.8	6.1	7.5	8.2	2.5	35.0

16. FEMININ NIVEAU2 9-14 ans . SA_DA (individuels)

16.1. Résultats par équipes

	Equipe	Club					Total
1	Francheville	69--Gym dans '	25.1	24.5	25.7	27.0	102.3

16.2. Résultats individuels

	Gymnaste	Equipe	Annee					Total
1	RIVIER Justine	Francheville	1999	9.0	8.8	8.0	9.8	35.6
2	NAVILLOZ Sasha	Francheville	1999	8.5	8.4	8.7	8.3	33.9
3	PINTENO Célia	Francheville	2001	7.5	7.3	8.6	8.6	32.0
4	PAIER Lou	Francheville	2001	7.5	6.4	8.1	8.6	30.6
5	BOTHIER Emma	Francheville	2000	7.6	6.3	8.4	8.2	30.5