









Résultats de la compétition
Régionale
Lambesc
12 et 13 avril

1. FEMININ NIVEAU7 11 + . SA_DA (individuels)

1.1. Résultats par équipes





	Equipe	Club					Total
1	Trets	13--Gymnastique sportive tretsoise	28.9	27.3	27.6	27.6	111.4
2	Simiane-collongue	13--Simiane-collongue	25.5	27.2	27.2	27.0	106.9

1.2. Résultats individuels





	Gymnaste	Equipe	Annee					Total
1	CAMBAY Ophelie	Trets	2001	7.1	7.2	7.3	7.1	28.7
2	BENHAMOU Helene	Simiane-collongue	1996	6.8	6.9	7.4	6.9	28.0
3	LECADRE FLAVIANO Jeanne	Simiane-collongue	1999	6.1	7.2	6.9	7.1	27.3
4	SCHMELTZR Eline	Trets	2001	7.0	6.6	6.8	6.7	27.1
5	D'ANDREA DELPHINE	Trets	1999	7.4	6.6	6.1	6.9	27.0
6	BIDAULT Emma	Trets	2001	7.4	6.2	6.3	6.9	26.8
7	VALLE Luna	Simiane-collongue	1999	6.4	6.9	6.3	6.4	26.0
8	LAFRANCE Ambrine	Trets	1997	6.2	6.9	6.8	6.0	25.9
9	BORG Coralie	Simiane-collongue	1999	6.2	6.2	6.6	6.6	25.6
10	LAMORLETTE Chloé	Trets	1999	6.2	6.1	6.7	6.2	25.2
11	FEBVRE Lea	Simiane-collongue	1996	5.2	5.8	5.9	5.3	22.2
12	DUPONT Alicia *	Marseille 1 (indiv) (indiv)	1997	0.0	0.0	0.0	0.0	0.0

2. FEMININ NIVEAU5 11 + . SA_DA (individuels)

2.1. Résultats par équipes

	Equipe	Club					Total
1	Martigues	13--Sports loisirs culture Martigues	29.2	31.2	31.8	30.8	123.0
2	Trets 2	13--Gymnastique sportive tretsoise	29.2	31.5	30.3	30.9	121.9
3	Aubagne Gym	13--Aubagne gym	28.0	32.0	28.3	30.5	118.8
4	UGVH Aubagne	13--UGVH	27.2	30.1	30.1	29.9	117.3
5	Trets 1	13--Gymnastique sportive tretsoise	27.5	29.4	28.9	28.6	114.4
6	Lambesc	13--ALSL lambesc	26.5	24.6	28.5	27.6	107.2





2.2. Résultats individuels

	Gymnaste	Equipe	Annee					Total
1	LEUREUX Justine	Trets 2	1993	7.8	8.5	7.8	8.0	32.1
2	VENET Oriane	Martigues	1993	7.5	8.4	8.2	7.0	31.1
3	WERY Marine	Martigues	1997	7.3	7.8	8.0	7.9	31.0
4	PICCOLOTTO Anne-laure	UGVH Aubagne	1994	6.7	8.2	7.8	7.8	30.5
5	MESSIN Elisa	Trets 2	1998	7.2	7.9	7.5	7.4	30.0
	LECLERC Morgane	UGVH Aubagne	2002	7.1	7.3	7.7	7.9	30.0
	JAMPY Marion	Aubagne Gym	1998	7.0	8.0	7.4	7.6	30.0
	CLAVEL Floriane	Martigues	1998	7.5	7.4	7.2	7.9	30.0
9	REBECCA Fiona	Martigues	1996	6.9	7.6	7.5	7.4	29.4
10	THEVENIN Anais	Lambesc	1999	6.9	7.5	7.5	7.3	29.2
11	MONTELS Gwennaelle	Trets 2	1991	6.5	7.4	7.4	7.8	29.1
	HIDRI Cindy	Aubagne Gym	1996	7.5	7.7	7.1	6.8	29.1
13	LE METAYER Solenn	UGVH Aubagne	1996	6.8	7.1	8.0	7.1	29.0
14	EUGENE Amandine	Trets 1	1997	7.1	7.4	7.0	7.4	28.9
15	LAVALEIX Lola	Trets 2	1997	7.0	7.4	6.5	7.7	28.6
16	TROCELLO Justine	Aubagne Gym	1989	6.5	8.3	6.2	7.5	28.5
17	MULLIER Fléanne	Martigues	1998	6.5	6.2	8.1	7.6	28.4
18	JOUSSIER Marine	Trets 1	1996	6.8	7.2	6.7	7.6	28.3
	COSTI Marina	Aubagne Gym	1984	6.7	8.0	7.1	6.5	28.3
20	GALIANA Léa	Aubagne Gym	2000	6.4	7.1	6.7	8.0	28.2
21	SCHINTU Florence	Aubagne Gym	1998	6.8	7.5	6.3	7.4	28.0
22	ZERAFA Oceane	Trets 1	1998	6.8	6.4	7.4	7.3	27.9
23	GIACALONE Fanny	UGVH Aubagne	2000	6.6	7.5	6.6	7.1	27.8
24	COQUILLAT Justine	Trets 2	1996	7.2	7.7	5.7	7.0	27.6
25	AZNAR Cloe	Lambesc	1998	6.4	6.9	6.8	7.3	27.4
26	BERGER Justine *	Chateaubrenard 1 (indiv) (indiv)	1997	7.0	6.6	6.5	7.2	27.3
27	NOULIN Elisa	Trets 2	1996	6.1	6.0	7.6	6.9	26.6
	TORRENTE Carla	Lambesc	1998	7.2	6.3	6.4	6.7	26.6
29	DUBOST Morgane	Trets 1	1998	5.5	7.7	7.1	5.6	25.9
30	ROMAN Megane	Trets 1	1996	6.8	5.2	7.4	6.3	25.7
31	BECOURT Laureline	Lambesc	1998	6.0	3.9	7.8	6.3	24.0
32	TOCQUE Marie	Martigues	1997	5.9	5.3	6.6	0.0	17.8
33	JUGE Emma	Trets 1	2000	0.0	7.1	6.5	0.0	13.6
34	GARIBALDI Louna *	La ciotat 1 (indiv) (indiv)	1998	0.0	0.0	0.0	0.0	0.0





	GEORGES Caroline *	La ciotat 1 (indiv) (indiv)	1998	0.0	0.0	0.0	0.0	0.0
	CHAVE Mathilde	Lambesc	1999	0.0	0.0	0.0	0.0	0.0
	MERLIN Ariane	UGVH Aubagne	1997	0.0	0.0	0.0	0.0	0.0

3. FEMININ NIVEAU6 7-10 ans . SA_DA (individuels)

3.1. Résultats par équipes





	Equipe	Club					Total
1	La ciotat	13--Gymnaste club la ciotat	30.1	28.3	28.6	30.9	117.9
2	Trets	13--Gymnastique sportive tretsoise	29.2	28.2	28.2	26.0	111.6

3.2. Résultats individuels

	Gymnaste	Equipe	Annee					Total
1	GOLMARD Carla	La ciotat	2003	7.7	7.3	7.4	7.8	30.2
2	GARCIA Emilie *	Chateaubrenard 1 (indiv) (indiv)	2004	7.5	7.6	7.7	7.2	30.0
3	SOLINAS Amelie *	Aix 1 (indiv) (indiv)	2005	7.6	6.6	7.7	7.9	29.8
4	BOCHET LILY MARIE	La ciotat	2003	7.3	6.9	7.8	7.7	29.7
5	GARIBALDI Paola	La ciotat	2003	7.6	7.3	6.7	7.9	29.5
6	ALVAREZ Sarah *	Chateaubrenard 1 (indiv) (indiv)	2003	7.6	7.3	7.2	7.3	29.4
7	LEGER Emie	Trets	2003	7.5	7.3	7.1	7.2	29.1
8	SAINT YVES Anaé	Trets	2005	7.1	7.0	7.5	6.3	27.9
9	GUIEN Annaëlle	Trets	2004	7.3	7.3	6.8	6.4	27.8
10	FONSECA Lucine	La ciotat	2003	7.5	6.0	6.7	7.5	27.7
11	INTARTAGLIA Charlise	La ciotat	2004	6.5	6.8	6.3	6.9	26.5
12	LENTINI Lucie	Trets	2004	7.3	6.6	6.6	4.9	25.4
13	GAGNOULET Kelly	Trets	2004	7.1	5.0	6.8	6.1	25.0

4. FEMININ NIVEAU6 9-14 ans . SA_DA (individuels)

4.1. Résultats par équipes

	Equipe	Club					Total
1	Bouc bel air	13--Bouc bel air gymnastique	31.4	32.7	31.8	32.2	128.1
2	independante chateaurenard	chateaurenard	30.6	28.8	29.3	29.7	118.4
3	Lambesc	13--ALSL lambesc	30.0	27.2	29.5	29.0	115.7
4	UGVH Aubagne	13--UGVH	28.6	29.1	28.6	29.2	115.5
5	Trets	13--Gymnastique sportive tretteoise	29.8	27.6	28.3	28.0	113.7
6	Marseille CSMB	13--Club sportif montolivet bois-luzy	28.5	25.6	31.0	27.2	112.3

4.2. Résultats individuels

	Gymnaste	Equipe	Annee					Total
1	SALE Yoline	Bouc bel air	2000	7.9	8.3	8.1	8.1	32.4
2	DERRAMON Ninon	Bouc bel air	1999	7.8	8.3	8.1	7.8	32.0
3	TRAVERSAT Cloé	Bouc bel air	2001	7.9	7.9	7.7	8.0	31.5
4	BLANC Camille	Bouc bel air	1999	7.8	7.4	7.5	8.2	30.9
5	BARDIN CAMILLE	independante chateaurenard	1999	7.6	8.3	7.4	7.1	30.4
6	DOUMALIN Marina	UGVH Aubagne	2003	7.4	8.0	7.5	7.2	30.1
	MOUIREN PAULINE	independante chateaurenard	2001	7.6	7.5	7.2	7.8	30.1
8	BIQUILLON Eva	Marseille CSMB	2002	7.7	6.9	7.9	7.2	29.7
9	ROLANDO Laura	Lambesc	2000	6.8	7.5	7.8	7.4	29.5
10	MONLAUZEUR Inès	UGVH Aubagne	1999	7.4	7.0	7.1	7.8	29.3
11	HALUSZCZAK Aleksa	Lambesc	2001	7.9	5.9	7.7	7.7	29.2
12	LEROY Amelie	Trets	2001	7.8	7.1	7.1	6.8	28.8
13	ANZALONE Angélique	UGVH Aubagne	2000	7.5	7.1	7.0	7.1	28.7
14	LOURDEZ CLEO	independante chateaurenard	2001	7.7	6.2	7.2	7.5	28.6
15	MATHLOUTHI Myriam	Trets	2001	7.1	6.6	7.2	7.4	28.3
	PLANUD Alexandra	Lambesc	1999	7.5	6.6	7.2	7.0	28.3
17	HENRI BARRIOL JULIE	independante chateaurenard	2000	7.5	6.1	7.3	7.3	28.2
18	LE PAPE Lauriane	Trets	2001	7.2	7.1	7.2	6.6	28.1
	GAUDIN Laurie	Lambesc	1999	7.8	6.6	6.8	6.9	28.1
	BOUGHANEMI Laura	Marseille CSMB	2003	7.2	6.0	7.8	7.1	28.1
21	KERBAUL Amance	Marseille CSMB	2004	7.2	6.4	7.6	6.5	27.7
22	JASHARI Albina	UGVH Aubagne	2000	6.3	7.0	7.0	7.1	27.4
23	BARTOLINI Alizee	Trets	2002	7.4	5.9	6.8	6.8	26.9
24	TASTEYRE Léa	Trets	2002	7.3	6.8	6.8	5.9	26.8
25	TRANCHAND Elise	Lambesc	1999	6.8	6.5	6.8	6.4	26.5
26	LORIMIER Charline	Marseille CSMB	1999	6.4	6.3	7.7	5.4	25.8
27	LECOFFRE Alysson	Marseille CSMB	2000	6.4	4.2	7.0	6.3	23.9
28	NUS Pauline	Marseille CSMB	2000	6.2	4.7	6.3	6.4	23.6
29	BEYS Laura	Bouc bel air	2000	0.0	6.7	7.9	7.9	22.5
30	CARTON MARISSA	independante chateaurenard	2002	7.7	6.5	7.0	0.0	21.2

31	MANCIS JULIE	independante chateaubrenard	2000	0.0	6.5	7.4	7.0	20.9
32	MATRONE Laurie	Trets	2000	7.3	0.0	6.2	7.0	20.5
33	TORREGROSA Zoé	Bouc bel air	1999	0.0	8.2	7.0	0.0	15.2
34	MONTCHAL Lea *	La ciotat 1 (indiv) (indiv)	2000	0.0	0.0	0.0	0.0	0.0
	ESTEBAN Laurie	Lambesc	1999	0.0	0.0	0.0	0.0	0.0
	HEYRIES Jessica	UGVH Aubagne	2000	0.0	0.0	0.0	0.0	0.0
	ROUZE Esther	UGVH Aubagne	2000	0.0	0.0	0.0	0.0	0.0

5. FEMININ NIVEAU6 11 + . SA_DA (individuels)

5.1. Résultats par équipes

	Equipe	Club					Total
1	Bouc bel air	13--Bouc bel air gymnastique	30.0	27.7	29.7	29.6	117.0
2	La ciotat	13--Gymnaste club la ciotat	28.3	26.2	29.9	29.3	113.7
3	Trets 1	13--Gymnastique sportive tretsoise	28.2	26.5	29.2	27.8	111.7
4	Massilia Olympic	13--Massilia olympic gym	27.9	21.1	28.1	27.2	104.3

5.2. Résultats individuels





	Gymnaste	Equipe	Annee					Total
1	KORSIA Morgane	Bouc bel air	1997	7.7	7.3	7.3	7.7	30.0
2	GAZQUEZ Mandy	Bouc bel air	1997	7.2	6.9	7.3	7.7	29.1
3	FROGER Margaux	Bouc bel air	1997	7.5	6.8	7.6	7.1	29.0
4	LOUAT Naima	La ciotat	2002	7.2	7.1	7.5	7.0	28.8
5	STOSSKOPF Charlotte	Trets 1	1998	7.3	6.6	7.7	7.0	28.6
6	GRAUER Natacha	Trets 1	1996	7.2	6.8	7.4	7.0	28.4
7	DUMOND Maélice	Bouc bel air	1998	7.6	6.6	7.0	7.1	28.3
8	PONZEVERA Illona	Bouc bel air	1998	7.2	6.7	7.5	6.8	28.2
9	CERMAL	La ciotat	2000	6.8	6.4	7.3	7.4	27.9
10	MARAIS Angeline	La ciotat	2001	7.4	5.7	7.5	7.0	27.6
11	BIROT Solene	Trets 1	1997	7.2	6.9	7.0	6.4	27.5
12	MACANDREW KELLIE	La ciotat	1999	6.7	6.5	6.8	7.2	27.2
13	SILVESTRINI Lisa	Massilia Olympic	1999	7.1	6.3	7.0	6.7	27.1
14	FADDA Olivia	La ciotat	1998	6.9	6.2	5.8	7.5	26.4
15	RETHORE Eve	La ciotat	2000	5.9	5.6	7.6	7.2	26.3
	STARACE Florence	Massilia Olympic	1999	7.1	5.6	6.7	6.9	26.3
17	STRATTA Mathilda	Massilia Olympic	1996	6.9	4.2	7.8	6.7	25.6
18	CRESPO Juliette	Trets 1	2000	6.2	5.8	6.7	6.8	25.5
	GUGGENBUHL Iris	Trets 1	2000	6.1	5.3	7.1	7.0	25.5
20	FUSTE Julie	Massilia Olympic	2001	6.8	5.0	6.6	6.9	25.3
21	ROCHE Coralie *	Trets 2 (indiv) (indiv)	2000	6.7	5.7	6.4	6.1	24.9
	GANCI Julie	Trets 1	1997	6.5	6.2	5.9	6.3	24.9
23	STAR Maëva	Bouc bel air	2001	0.0	0.0	0.0	0.0	0.0
	GRANGIER Justine *	Trets 2 (indiv) (indiv)	1997	0.0	0.0	0.0	0.0	0.0
	MARQUANT Jenny *	La ciotat 1 (indiv) (indiv)	1998	0.0	0.0	0.0	0.0	0.0

6. FEMININ NIVEAU5 9-14 ans . SA_DA (individuels)

6.1. Résultats par équipes





	Equipe	Club					Total
1	La ciotat	13--Gymnaste club la ciotat	30.1	30.6	31.7	32.5	124.9
2	Trets	13--Gymnastique sportive tretsoise	29.2	29.9	29.0	31.0	119.1
3	Aubagne Gym	13--Aubagne gym	29.8	28.1	30.2	29.1	117.2
4	Massilia Olympic	13--Massilia olympic gym	29.6	27.9	28.6	30.9	117.0
5	Lambesc	13--ALSL lambesc	27.8	27.3	30.8	29.8	115.7

6.2. Résultats individuels

	Gymnaste	Equipe	Annee					Total
1	FRUSTA-BRUOT Ireland	La ciotat	2000	7.7	7.6	8.0	8.4	31.7
2	MABILLE Betty	La ciotat	1999	7.3	8.0	7.5	8.4	31.2
3	LECOURT Emilie	Trets	2001	7.5	8.0	7.8	7.8	31.1
4	CAPPY Lydiane	Lambesc	2000	6.9	7.7	8.2	7.9	30.7
5	KOSARIC Maya	La ciotat	2002	7.2	6.8	8.5	7.9	30.4
6	GINOUX Célia	Aubagne Gym	2002	7.8	7.4	7.6	7.5	30.3
7	LAURENT	La ciotat	2001	7.1	7.6	7.7	7.8	30.2
8	PEYRONNEL Jennifer	Lambesc	2001	7.3	7.2	7.7	7.9	30.1
9	TOCCI Anais	Massilia Olympic	2001	7.6	6.7	7.5	8.1	29.9
10	LARNAUD Clarisse	Trets	2000	7.2	7.4	7.2	7.8	29.6
11	SAINT YVES Emmie	Trets	2001	7.4	7.5	6.6	7.9	29.4
12	PALMERI Méline	Aubagne Gym	2001	7.3	7.2	7.6	7.0	29.1
13	CHELINI Elisa	Massilia Olympic	2000	7.2	7.0	6.8	8.0	29.0
14	BILLONNET Lou	La ciotat	2002	7.9	7.2	6.5	7.3	28.9
	STRATTA Andréa	Massilia Olympic	1999	7.1	6.4	7.8	7.6	28.9
16	GOMES Marine	Lambesc	1999	7.1	7.1	7.2	7.4	28.8
17	VILLENEUVE Pauline	Massilia Olympic	2002	7.3	7.4	6.5	7.2	28.4
18	CROBU Shirley	Aubagne Gym	2000	6.8	6.7	7.4	7.3	28.2
19	BRUNDU Lola	Aubagne Gym	2001	7.6	6.8	6.5	7.0	27.9
	ABOU Johanna	Massilia Olympic	2003	7.5	6.8	6.4	7.2	27.9
21	BARTOLINI Anais	Trets	1999	7.1	7.0	6.4	7.2	27.7
22	BOUMARD Ysee	Trets	1999	6.9	5.8	7.4	7.5	27.6
23	MARTINEZ Adeline	La ciotat	1999	6.9	7.4	6.6	6.3	27.2
24	BLAZIKOWSKI Lison	Aubagne Gym	2002	7.1	6.1	6.1	7.3	26.6
25	MATHERON Oceane	Lambesc	1999	6.5	5.3	7.7	6.6	26.1
26	LECOMTE Meloe	Trets	2000	7.1	6.7	5.6	6.4	25.8
27	FADLI Sarah	Aubagne Gym	1999	6.6	4.0	7.6	7.0	25.2
28	CAPELLUGOLA Celia	Lambesc	1999	0.0	0.0	0.0	0.0	0.0
	MERCIER Oceane	Lambesc	1999	0.0	0.0	0.0	0.0	0.0

7. FEMININ NIVEAU6 9-12 ans . SA_DA (individuels)

7.1. Résultats par équipes



	Equipe	Club					Total
1	Lambesc	13--ALSL lambesc	29.7	29.4	31.0	29.3	119.4
2	Aix	13--auc gymnastique	28.5	27.8	28.2	27.4	111.9

7.2. Résultats individuels





	Gymnaste	Equipe	Annee					Total
1	VANHOVE Jeanne	Lambesc	2002	7.7	7.3	8.0	7.7	30.7
2	DIDIER Andrea	Lambesc	2001	7.4	7.5	8.1	7.4	30.4
3	KERN Tamara	Lambesc	2002	7.2	7.5	7.4	7.5	29.6
4	SANNA Aurelie	Aix	2002	7.6	7.5	7.0	7.0	29.1
5	SABATHE Laura	Lambesc	2003	7.4	7.1	7.5	6.7	28.7
6	QUINOL Maud	Aix	2003	7.0	7.5	7.1	6.4	28.0
7	DE GUILLEBON Alice	Aix	2003	7.1	6.3	7.1	7.4	27.9
8	ROSANVALLON lisa	Aix	2001	6.8	6.5	7.0	6.6	26.9
9	ANGEBAULT Sorrya	Lambesc	2002	0.0	0.0	0.0	0.0	0.0
	BONO Elea	Lambesc	2002	0.0	0.0	0.0	0.0	0.0

8. FEMININ NIVEAU4 11 + . SA_DA (individuels)

8.1. Résultats par équipes

	Equipe	Club					Total
1	Trets	13--Gymnastique sportive tretsoise	23.6	26.0	23.4	23.4	96.4
2	Chateaubrenard 2	13--Indépendante chateaubrenard	22.3	26.1	23.7	23.5	95.6
3	Lambesc	13--ALSL lambesc	22.7	25.9	22.4	23.0	94.0
4	AGCL Marseille	13--Association Gymnique des Chûtes Lavie	22.6	24.7	21.4	24.7	93.4
5	gymnaste club de la ciotat	LA CIOTAT	21.8	23.9	23.1	22.4	91.2
6	Marseille Montredon	13--Association gymnique montredon	14.7	13.5	13.4	13.4	55.0
7			0.0	0.0	0.0	0.0	0.0

8.2. Résultats individuels

	Gymnaste	Equipe	Annee					Total
1	HORTIGUE Lauriane	Lambesc	1994	7.6	9.1	8.4	7.9	33.0
2	DUTFOY Elsa	Chateaubrenard 2	1999	7.5	9.0	7.8	8.3	32.6
3	JOUSSIER Camille	Trets	1996	8.2	8.9	7.7	7.7	32.5
	LAREAU Amandine	AGCL Marseille	1992	7.7	8.6	7.6	8.6	32.5
5	COUTURIER Manon	Trets	1998	8.0	8.6	7.8	7.3	31.7
6	REYMOND Marina	Trets	1996	7.4	7.9	7.9	8.4	31.6
	VOLLE Charlène	Chateaubrenard 2	1995	7.5	8.0	8.2	7.9	31.6
8	MASTORINO Justine	Chateaubrenard 2	1999	7.2	9.1	7.7	7.3	31.3
9	FENETRIER Anabelle	AGCL Marseille	1993	7.5	8.5	6.4	8.4	30.8
10	MOULAI Romane	AGCL Marseille	1999	7.4	7.6	7.4	7.7	30.1
11	IAQUINTA Elsa	Trets	1996	6.9	8.5	7.5	7.1	30.0
12	PFAUWADEL LAURA	gymnaste club de la ciotat	1999	7.2	7.7	7.5	7.4	29.8
13	BOSQUIER MAEVA	gymnaste club de la ciotat	1997	6.3	8.6	7.5	7.2	29.6
14	BENSMINE Sana	Marseille Montredon	1999	7.4	8.7	6.2	7.2	29.5
15	BERNARDIN CAMILLE	gymnaste club de la ciotat	1996	7.3	7.6	7.8	6.6	29.3
16	TORRENTE Camille	Lambesc	1995	7.9	8.5	4.7	8.1	29.2
	AQUADRO ARIANE	gymnaste club de la ciotat	1999	7.2	6.5	7.8	7.7	29.2
18	DESCHAMPS Alexa	Chateaubrenard 2	1996	7.3	7.8	7.7	5.9	28.7
19	PANFILOFF ELISA	gymnaste club de la ciotat	1997	7.3	6.9	7.0	7.3	28.5
20	TRANCHAND Camille	Lambesc	1997	6.7	8.3	5.2	7.0	27.2
21	PRANGER Pamela	Trets	1997	7.1	6.7	6.4	6.8	27.0
22	BASTARD Julie	Lambesc	1999	6.3	6.4	7.3	6.9	26.9
23	BASTIDE Manon *	Aix 1 (indiv) (indiv)	1997	7.5	7.3	6.1	5.7	26.6
24	PELACHALE Amandine	Marseille Montredon	1997	7.3	4.8	7.2	6.2	25.5
25	CAMENSULI Charlotte	Lambesc	1994	7.2	0.0	6.7	7.0	20.9
26	GUILLEMOT Muriel	AGCL Marseille	1990	7.3	7.4	0.0	0.0	14.7
27	CAVALIER Chloe *	Lambesc 1 (indiv) (indiv)	1996	0.0	0.0	0.0	0.0	0.0
	COSTE Marion	Marseille Montredon	1996	0.0	0.0	0.0	0.0	0.0

DAMINIANI Amélie	Chateaurenard 2	2000	0.0	0.0	0.0	0.0	0.0
AQUADRO Ariane		1999	0.0	0.0	0.0	0.0	0.0
BERNARDIN camille		1996	0.0	0.0	0.0	0.0	0.0
BOSQUIER maeva		1997	0.0	0.0	0.0	0.0	0.0
PANFILOFF elisa		1997	0.0	0.0	0.0	0.0	0.0
PFAUWADEL laura		1999	0.0	0.0	0.0	0.0	0.0

9. FEMININ NIVEAU4 9-14 ans . SA_DA (individuels)

9.1. Résultats par équipes





	Equipe	Club					Total
1	Aix	13--auc gymnastique	24.0	26.8	25.1	24.6	100.5
2	Lambesc	13--ALSL lambesc	24.5	25.5	24.3	24.7	99.0
3	Trets 1	13--Gymnastique sportive tretsoise	21.6	24.6	24.1	24.2	94.5
4	Trets 2	13--Gymnastique sportive tretsoise	20.9	23.8	22.7	22.9	90.3
5	Lambesc 2	13--ALSL lambesc	20.9	23.4	20.4	24.5	89.2

9.2. Résultats individuels





	Gymnaste	Equipe	Annee					Total
1	NACEUR Deborah	Aix	2001	8.7	8.9	8.4	8.0	34.0
2	TONETTI Loana	Aix	1999	7.6	8.8	8.6	8.3	33.3
3	BUDANIC Marie	Aix	2001	7.7	9.1	8.1	8.3	33.2
4	FILOSA Natasha	Trets 1	2000	7.9	8.8	8.1	7.8	32.6
5	PIAU Romane	Lambesc	2000	7.2	8.9	8.0	8.2	32.3
6	MARMILLON Marine	Lambesc	2001	8.3	8.2	7.5	8.1	32.1
7	MOUTON Eloise	Lambesc	2000	8.7	7.4	7.9	8.0	32.0
8	ARLAUD Mathilde	Lambesc	1999	7.5	7.6	8.4	8.4	31.9
9	WUNSCHÉ Alicia	Trets 1	1999	6.9	8.8	8.1	7.6	31.4
10	FLORIS Lisa	Lambesc 2	1999	7.4	7.4	7.8	8.5	31.1
	HORTIGUE Marion	Lambesc	2001	7.4	8.4	7.7	7.6	31.1
12	LUMETTA Carla	Lambesc 2	2000	6.7	8.6	7.9	7.8	31.0
13	DIE Leane	Trets 2	1999	7.2	7.9	7.5	7.9	30.5
14	L Aidani Melissa	Trets 2	1999	7.0	8.3	7.5	7.3	30.1
15	RECCO Malaurie	Trets 1	1999	6.4	7.0	7.9	8.4	29.7
16	JACQUET Mathilde	Trets 2	1999	6.7	7.6	7.7	7.6	29.6
17	BARBE Chiara	Aix	2002	6.7	6.8	7.8	8.0	29.3
	DRAPIER Lily	Aix	2003	7.3	7.2	7.2	7.6	29.3
19	LECHEVALIER Evenly	Trets 1	2000	6.8	6.8	7.6	8.0	29.2
20	SERANGE Joanna	Lambesc 2	2000	6.8	7.4	4.7	8.2	27.1
21	MALFANT Mathilde	Trets 2	2000	6.5	6.8	5.8	7.4	26.5
22	DELAVALLE Blandine	Lambesc 2	2000	0.0	0.0	0.0	0.0	0.0
	VENTURELLI Eve	Lambesc 2	2001	0.0	0.0	0.0	0.0	0.0

10. FEMININ NIVEAU2 11 + . SA_DA (individuels)

10.1. Résultats par équipes





	Equipe	Club					Total
1	Marseille Montredon 1	13--Association gymnique montredon	26.7	26.4	27.9	26.2	107.2
2	Lambesc	13--ALSL lambesc	25.6	25.3	24.7	26.9	102.5
3	Marseille Montredon 2	13--Association gymnique montredon	0.0	0.0	0.0	0.0	0.0

10.2. Résultats individuels





	Gymnaste	Equipe	Annee					Total
1	FRASSETO Séverine	Marseille Montredon 1	1994	8.9	9.4	9.4	8.8	36.5
2	PELACHALE Marine	Marseille Montredon 1	1995	8.8	8.7	9.8	8.8	36.1
3	SCHINTU éva	Marseille Montredon 1	2000	9.0	8.3	8.7	8.6	34.6
4	SEGUIN Marine	Lambesc	1999	8.4	8.3	8.5	9.0	34.2
5	PINELLI Clara	Lambesc	2000	8.2	8.4	8.4	9.0	34.0
6	ROUSTAN Marion	Lambesc	1993	8.2	8.6	7.8	8.9	33.5
7	RYCHEN Lauriane	Marseille Montredon 1	1996	8.5	7.5	8.7	8.3	33.0
8	THIBAUT Manon	Lambesc	1992	8.5	8.3	7.0	8.2	32.0
	GIL marion	Marseille Montredon 1	1991	7.9	7.6	8.4	8.1	32.0
10	VENTU Manon	Lambesc	1997	8.7	7.0	6.2	8.6	30.5
11	JEANNINGROS Clara *	Lambesc 1 (indiv) (indiv)	1997	7.5	6.0	7.4	8.0	28.9
12	ZANIBELLATO Lauriane *	Lambesc 1 (indiv) (indiv)	1998	7.4	7.1	5.7	7.6	27.8
13	GAINARD Andréa	Marseille Montredon 2	1996	0.0	0.0	0.0	0.0	0.0
	GIL Marion	Marseille Montredon 2	1991	0.0	0.0	0.0	0.0	0.0
	GIORGI Lisa	Marseille Montredon 2	1998	0.0	0.0	0.0	0.0	0.0
	PETRETTO Paola	Marseille Montredon 2	2001	0.0	0.0	0.0	0.0	0.0
	RYCHEN Emeline	Marseille Montredon 2	1999	0.0	0.0	0.0	0.0	0.0

11. FEMININ NIVEAU5 9-12 ans . SA_DA (individuels)

11.1. Résultats par équipes





	Equipe	Club					Total
1	Trets	13--Gymnastique sportive tretsoise	28.9	30.7	27.7	29.1	116.4

11.2. Résultats individuels





	Gymnaste	Equipe	Annee					Total
1	TONIZZO Fanny	Trets	2003	7.3	7.5	7.2	7.3	29.3
2	BOIVIN Laurine	Trets	2004	7.1	7.6	7.4	7.0	29.1
3	DUCOMBS Emma	Trets	2003	7.2	7.5	7.2	6.7	28.6
	MELLARD Carla *	Chateaurenard 1 (indiv) (indiv)	2002	7.5	8.0	5.9	7.2	28.6
5	GILIBERT Emmie	Trets	2003	7.3	6.6	5.9	7.8	27.6
6	LANGAGNE Lea	Trets	2002	7.1	8.1	5.2	7.0	27.4
7	LAMURE Toscane	Trets	2004	0.0	0.0	0.0	0.0	0.0

12. FEMININ NIVEAU3 11 + . SA_DA (individuels)

12.1. Résultats par équipes

	Equipe	Club					Total
1	Trets	13--Gymnastique sportive tretsoise	24.5	25.2	23.2	24.3	97.2
2	Lambesc	13--ALSL lambesc	23.6	23.6	23.2	24.4	94.8

12.2. Résultats individuels

	Gymnaste	Equipe	Annee					Total
1	ZENATTI RANALDI Melissa	Trets	1999	8.3	8.7	8.2	7.9	33.1
2	SERANGE Morgane	Lambesc	1998	8.4	7.7	8.1	8.5	32.7
3	GROUSSIN Clara	Trets	1998	8.1	8.2	7.4	8.4	32.1
4	SOVIGNET Malaurie	Trets	1999	8.1	8.3	7.6	8.0	32.0
5	IDANEZ Vanessa	Lambesc	1996	7.8	8.3	6.7	7.3	30.1
6	ROUSTAN Amelie	Lambesc	1996	7.4	7.6	6.9	8.0	29.9
7	EMMA Nais	Lambesc	1999	7.3	5.8	7.5	7.9	28.5
8	LIZOT Sharon	Trets	1998	7.3	6.7	6.5	6.1	26.6
9	GAGNOULET Romy	Trets	1998	6.9	5.2	7.4	6.0	25.5
10	BERNARD Emilie	Lambesc	1998	0.0	7.4	7.6	0.0	15.0