









Résultats de la compétition
Championnat départemental 34
LAVERUNE
1 et 2 février 2014

1. FEMININ NIVEAU1 11 + . SA_DA (individuels)

1.1. Résultats par équipes





	Equipe	Club					Total
1	Castelnau le lez	34--GSL34.com - Castelnau le Lez	14.8	19.2	16.4	16.1	66.5

1.2. Résultats individuels





	Gymnaste	Equipe	Annee					Total
1	PEREZ Laetitia	Castelnau le lez	1996	7.6	9.2	8.3	8.6	33.7
2	BARREDO Laura	Castelnau le lez	1998	7.2	9.1	8.1	7.5	31.9
3	ROUSSELLE Selma	Castelnau le lez	1997	0.0	0.9	0.0	0.0	0.9
4	MORET Charlène	Castelnau le lez	1998	0.0	0.0	0.0	0.0	0.0
	SIBADE Mathilde	Castelnau le lez	1993	0.0	0.0	0.0	0.0	0.0

2. FEMININ NIVEAU2 11 + . SA_DA (individuels)

2.1. Résultats par équipes





	Equipe	Club					Total
1	Castelnau le lez	34--GSL34.com - Castelnau le Lez	22.8	25.1	21.3	23.7	92.9

2.2. Résultats individuels


	Gymnaste	Equipe	Annee					Total
1	NGANGUE Salomé	Castelnau le lez	1998	7.5	8.4	7.5	7.9	31.3
2	POUPON Jade	Castelnau le lez	1998	7.6	9.0	5.4	8.0	30.0
3	DELOGE Marion	Castelnau le lez	1991	7.7	7.0	7.4	7.6	29.7
4	BARDOT Charlotte	Castelnau le lez	1998	6.9	7.7	6.4	7.8	28.8
5	PERRIER Morgane *	Bedarieux 1 (indiv) (indiv)	1997	0.0	0.0	0.0	0.0	0.0

3. FEMININ NIVEAU3 11 + . SA_DA (individuels)

3.1. Résultats par équipes





	Equipe	Club					Total
1	Clapiers	34--Gymnastique Artistique Clapieroise	22.0	26.1	25.1	25.2	98.4
2	Castelnau le lez	34--GSL34.com - Castelnau le Lez	21.4	25.7	22.3	24.4	93.8

3.2. Résultats individuels

	Gymnaste	Equipe	Annee					Total
1	DAGES Melanie	Clapiers	1994	7.0	9.0	8.6	8.2	32.8
2	DESACHY Marion	Clapiers	1997	7.5	8.9	8.2	8.1	32.7
3	LACHAUD Lola	Clapiers	1996	7.5	8.2	7.9	8.9	32.5
4	GALLIX Jeanne	Castelnau le lez	1998	7.0	8.5	7.2	8.5	31.2
5	BARANES Léna	Castelnau le lez	2002	7.0	7.9	7.5	8.0	30.4
6	GIANI Blandine	Castelnau le lez	1997	6.7	8.1	7.6	7.9	30.3
7	POUPON My lan	Castelnau le lez	2002	7.2	9.1	6.6	5.5	28.4
8	CAMU Julie	Castelnau le lez	1996	7.2	7.7	0.0	7.9	22.8
9	LANCEZEUX Chloe	Clapiers	1994	6.3	0.0	8.3	0.0	14.6

4. FEMININ NIVEAU3 9-14 ans . SA_DA (individuels)

4.1. Résultats par équipes





	Equipe	Club					Total
1	Castelnau le lez	34--GSL34.com - Castelnau le Lez	19.6	23.1	23.5	22.4	88.6
2	Sivom	34--Sivom les sablieres	19.6	22.9	20.8	22.6	85.9

4.2. Résultats individuels





	Gymnaste	Equipe	Annee					Total
1	VALDERRAMA Elisa	Sivom	2000	6.0	8.4	8.1	7.8	30.3
2	MARTIN Emilie	Castelnau le lez	2002	6.9	7.8	7.7	7.4	29.8
3	MATARRESE Alix	Castelnau le lez	2002	6.5	6.3	7.5	7.9	28.2
4	GODY Carla	Sivom	1999	6.3	7.1	6.9	7.3	27.6
5	SCHOUKROUN Margot	Sivom	1999	6.7	7.4	5.7	7.5	27.3
6	MINARD Clémentine	Castelnau le lez	2003	6.2	6.9	5.6	7.1	25.8
7	TIBERIO Wendy	Sivom	2001	6.6	6.4	5.5	6.1	24.6
8	FELOT Lauréva	Sivom	1999	6.0	5.9	5.8	6.2	23.9
9	VINOT Marylou	Castelnau le lez	2002	0.0	8.4	8.3	0.0	16.7

5. FEMININ NIVEAU4 11 + . SA_DA (individuels)

5.1. Résultats par équipes





	Equipe	Club					Total
1	Bedarieux	34--Ass club athletique bedaricien gym	20.7	25.5	24.4	24.8	95.4
2	Pignan	34--Ass club gym choc	21.1	26.0	23.7	24.2	95.0
3	Laverune 2	34--Gymnastique foyer rural laverune	21.7	24.6	23.9	23.7	93.9
4	Clapiers	34--Gymnastique Artistique Clapieroise	20.3	18.7	20.6	22.1	81.7
5	Castelnau le lez	34--GSL34.com - Castelnau le Lez	6.2	23.1	12.7	15.5	57.5

5.2. Résultats individuels




	Gymnaste	Equipe	Annee					Total
1	LIBON Lelia	Bedarieux	1994	6.9	9.0	8.2	8.8	32.9
2	VIDAL Julie	Pignan	1991	7.5	9.2	7.5	8.4	32.6
3	PRADIER Charlene	Laverune 2	1990	6.4	8.6	8.1	7.8	30.9
4	PRADELS Justine	Laverune 2	1995	6.8	8.0	7.7	8.3	30.8
	WAY Maureen	Pignan	1996	6.5	8.8	7.6	7.9	30.8
6	ARCHIMBAUD Marie	Bedarieux	2001	7.5	8.1	7.3	7.8	30.7
7	TAILLEUR Florine	Bedarieux	1996	5.8	8.4	8.6	7.8	30.6
8	MILIAN Celia	Laverune 2	1995	7.4	8.0	8.1	6.7	30.2
9	AMBARA Chloe	Clapiers	1997	6.6	8.5	7.3	7.5	29.9
10	MULLER Camille	Castelnau le lez	1996	6.2	8.1	7.4	8.1	29.8
11	BOUTHIER Ambre	Pignan	1996	7.1	7.0	7.4	7.9	29.4
	DUBEDAT Linon	Pignan	1996	5.4	7.7	8.4	7.9	29.4
13	GENOT Tiffany	Laverune 2	1993	7.5	6.9	7.2	7.6	29.2
	ZINZEN Sophie	Bedarieux	1980	6.1	7.8	7.6	7.7	29.2
15	WAECKERLE Charlene	Bedarieux	1998	6.3	7.8	6.6	8.2	28.9
16	CHIRON Mona	Pignan	1998	5.2	8.0	7.7	7.7	28.6
17	SEYED Alice	Clapiers	1998	7.2	5.1	6.4	6.6	25.3
18	TARAIRE Ophelie	Laverune 2	1995	6.4	2.2	6.6	6.8	22.0
19	GROUSSET Mathilde	Castelnau le lez	1997	0.0	8.5	5.3	7.4	21.2
20	DOUZI Elodie	Clapiers	1991	6.2	0.0	6.9	7.4	20.5
21	ANGILELLA Camille	Clapiers	1995	6.5	5.1	0.0	7.2	18.8
22	PAGES Léa	Castelnau le lez	1995	0.0	6.5	0.0	0.0	6.5
23	GAUTRON Cleo	Clapiers	1994	0.0	0.0	0.0	0.0	0.0

6. FEMININ NIVEAU4 9-14 ans . SA_DA (individuels)

6.1. Résultats par équipes

	Equipe	Club					Total
1	Clapiers	34--Gymnastique Artistique Clapieroise	20.7	26.2	24.2	24.5	95.6
2	Castelnau le lez	34--GSL34.com - Castelnau le Lez	19.4	26.4	24.4	24.4	94.6

6.2. Résultats individuels





	Gymnaste	Equipe	Annee					Total
1	BERNARD Maeva	Castelnau le lez	2001	6.9	9.2	8.0	8.2	32.3
2	VERDELHAN Elisa	Clapiers	2001	6.7	8.7	8.4	8.2	32.0
3	ANGILELLA Ambre	Clapiers	2001	7.1	9.1	7.6	8.1	31.9
4	RICHOMME Caroline	Castelnau le lez	2000	6.2	8.5	8.3	8.2	31.2
5	DEGOULANGE Estelle	Clapiers	1999	6.9	8.3	7.7	8.2	31.1
6	BRETAGNE Marine	Clapiers	1999	5.6	8.4	8.1	7.9	30.0
7	SIBADE Margaux	Castelnau le lez	2001	6.3	8.4	7.5	6.7	28.9
8	FARISSIER Lisa marie	Castelnau le lez	2002	6.0	8.7	8.1	6.0	28.8
9	MOUSSAVI Yasmine	Castelnau le lez	2000	5.6	7.0	8.0	8.0	28.6
10	LAZERGES Louise	Clapiers	2000	6.5	8.4	6.5	6.7	28.1

7. FEMININ NIVEAU6 7-10 ans . SA_DA (individuels)

7.1. Résultats par équipes







	Equipe	Club					Total
1	Clapiers	34--Gymnastique Artistique Clapieroise	24.1	30.6	30.1	30.4	115.2
2	Castelnau le lez	34--GSL34.com - Castelnau le Lez	26.9	25.4	27.0	29.5	108.8
3	Castelnau le lez 2	34--GSL34.com - Castelnau le Lez	19.9	22.1	24.1	25.6	91.7
4	Castelnau le lez 3	34--GSL34.com - Castelnau le Lez	21.6	19.3	21.4	25.1	87.4

7.2. Résultats individuels







	Gymnaste	Equipe	Annee					Total
1	CLOITRE Camille	Clapiers	2003	5.6	7.8	7.9	7.7	29.0
2	VILLEGAS Leane	Clapiers	2005	6.0	8.0	6.9	7.6	28.5
3	CLERGUE Ines	Clapiers	2003	6.0	7.3	7.5	7.5	28.3
4	NOYER Emilie	Castelnau le lez	2005	6.5	6.7	7.4	7.6	28.2
	SUBE Loane	Clapiers	2003	6.1	6.7	7.8	7.6	28.2
6	VERDELHAN Emma	Clapiers	2004	6.0	7.5	6.9	7.3	27.7
7	BRISEDoux Hina	Castelnau le lez	2005	7.0	5.6	6.6	7.8	27.0
8	ARANTES Anaëlle	Castelnau le lez	2006	6.3	6.9	6.0	7.0	26.2
9	LHOSTE Noee	Clapiers	2004	5.6	6.3	6.9	7.3	26.1
10	CANO Alice	Castelnau le lez	2005	7.1	4.7	7.0	6.0	24.8
11	PEREZ Chloé	Castelnau le lez 2	2004	5.0	6.6	6.6	6.3	24.5
12	MASEGOSA Lou	Castelnau le lez	2006	5.9	6.2	4.7	7.1	23.9
13	SIDOS Margot	Castelnau le lez 3	2005	5.3	5.2	5.9	6.5	22.9
14	COTTRET Salomé	Castelnau le lez 3	2005	5.4	4.2	6.0	6.6	22.2
15	MALTERRE Gabrielle	Castelnau le lez 2	2005	4.6	4.1	6.2	6.7	21.6
16	CHAPIRON Clothilde	Castelnau le lez 2	2004	5.4	4.9	4.5	6.5	21.3
	LARROQUE Margot	Castelnau le lez 2	2004	4.9	4.7	5.6	6.1	21.3
18	ACCARIES Maelys	Castelnau le lez 3	2006	5.6	3.8	4.7	6.1	20.2
	PASTORI Juliette	Castelnau le lez 3	2005	5.0	5.2	4.8	5.2	20.2
20	GIBAUT Inessa	Castelnau le lez 3	2004	5.3	4.7	3.7	5.9	19.6
21	AMAT Manon	Castelnau le lez 2	2004	0.0	5.9	5.7	6.1	17.7

8. MASCULIN NIVEAU6 7-10 ans . SA_DA (individuels)

8.1. Résultats par équipes





	Equipe	Club							Total
1	Castelnau le lez	34--GSL34.com - Castelnau le Lez	28.0	24.0	8.0	22.4	24.6	8.0	115.0

8.2. Résultats individuels





	Gymnaste	Equipe	Anne e							Total
1	MINARD Tom	Castelnau le lez	2006	7.2	6.1	2.0	5.7	6.3	2.0	29.3
2	DARMAYAN Grégory	Castelnau le lez	2005	7.1	6.0	2.0	5.6	6.2	2.0	28.9
3	BELIARD Antoine	Castelnau le lez	2004	7.0	6.2	2.0	5.0	6.1	2.0	28.3
4	SOLER VAILHE Ylan	Castelnau le lez	2006	6.7	5.7	2.0	5.6	6.0	2.0	28.0
5	LECCIA Marven	Castelnau le lez	2006	6.5	5.0	2.0	5.5	5.5	2.0	26.5
6	GAUTIER Loris *	Laverune 1 (indiv) (indiv)	2006	6.0	4.7	2.0	4.8	2.0	2.0	21.5

9. FEMININ NIVEAU5 9-12 ans . SA_DA (individuels)

9.1. Résultats par équipes







	Equipe	Club					Total
1	Castelnau le lez	34--GSL34.com - Castelnau le Lez	19.4	20.0	19.5	21.0	79.9

9.2. Résultats individuels







	Gymnaste	Equipe	Annee					Total
1	BLOT Anais	Castelnau le lez	2003	6.5	7.3	6.7	6.7	27.2
	DEL GRAZIA Marine	Castelnau le lez	2003	6.1	7.7	6.6	6.8	27.2
3	LOUSTALE Anna	Castelnau le lez	2004	6.8	5.0	6.2	7.5	25.5
4	DULOU Anais	Castelnau le lez	2004	0.0	0.0	0.0	0.0	0.0

10. MASCULIN NIVEAU4 11 + . SA_DA (individuels)

10.1. Résultats par équipes

	Equipe	Club							Total
1	Castelnau le lez	34--GSL34.com - Castelnau le Lez	20.2	20.7	24.0	20.3	23.0	20.9	129.1
2	LAVERUNE	LAVERUNE	21.9	18.0	18.1	22.8	20.7	21.2	122.7
3			0.0	0.0	0.0	0.0	0.0	0.0	0.0
		LAVERUNE 1	0.0	0.0	0.0	0.0	0.0	0.0	0.0
			0.0	0.0	0.0	0.0	0.0	0.0	0.0
			0.0	0.0	0.0	0.0	0.0	0.0	0.0
			0.0	0.0	0.0	0.0	0.0	0.0	0.0
			0.0	0.0	0.0	0.0	0.0	0.0	0.0
			0.0	0.0	0.0	0.0	0.0	0.0	0.0







10.2. Résultats individuels

	Gymnaste	Equipe	Anne e							Total
1	BEGUE Florian	Castelnau le lez	1995	7.5	7.2	8.9	7.8	7.7	6.8	45.9
2	DARMAYAN Victor	Castelnau le lez	1998	6.7	6.5	7.9	7.0	7.8	7.6	43.5
3	PIOCH Guillaume	LAVERUNE	1997	6.4	5.7	6.6	7.9	7.5	7.4	41.5
4	ROBERT Thomas	LAVERUNE	1997	7.1	6.2	5.7	7.7	5.8	6.7	39.2
5	MENDRAS Marco	Castelnau le lez	2000	6.0	6.3	7.2	5.5	7.5	6.5	39.0
6	TAIONI Lucien	LAVERUNE	1998	7.4	6.1	5.8	7.2	6.1	6.0	38.6
7	BARTH Arthur	LAVERUNE	1999	7.4	4.7	4.5	6.6	6.7	6.2	36.1
8	JOUVE Charly	LAVERUNE	1997	5.7	5.5	4.2	5.3	6.5	7.1	34.3
9	1TASSI JONATHAN *	Laverune	1989	6.0	4.2	5.6	6.5	4.2	5.4	31.9
10	PRADIER Vincent	Castelnau le lez	1999	0.0	7.0	6.9	0.0	6.7	6.4	27.0
11	SCHNEIDER Florian	Castelnau le lez	1999	0.0	0.0	0.0	0.0	0.0	0.0	0.0
	1		0	0.0	0.0	0.0	0.0	0.0	0.0	0.0
	2		0	0.0	0.0	0.0	0.0	0.0	0.0	0.0
	3		0	0.0	0.0	0.0	0.0	0.0	0.0	0.0
	4		0	0.0	0.0	0.0	0.0	0.0	0.0	0.0
	5		0	0.0	0.0	0.0	0.0	0.0	0.0	0.0
	1BARTH ARTUR		1999	0.0	0.0	0.0	0.0	0.0	0.0	0.0
	JOUVE CHARLY		1997	0.0	0.0	0.0	0.0	0.0	0.0	0.0
	PIOCHE GUILHAUME		1997	0.0	0.0	0.0	0.0	0.0	0.0	0.0
	ROBERT THOMAS		1997	0.0	0.0	0.0	0.0	0.0	0.0	0.0
	TAIONI LUCIEN		1998	0.0	0.0	0.0	0.0	0.0	0.0	0.0
	1		0	0.0	0.0	0.0	0.0	0.0	0.0	0.0
	2		0	0.0	0.0	0.0	0.0	0.0	0.0	0.0
	3		0	0.0	0.0	0.0	0.0	0.0	0.0	0.0
	4		0	0.0	0.0	0.0	0.0	0.0	0.0	0.0
	5		0	0.0	0.0	0.0	0.0	0.0	0.0	0.0
	1		0	0.0	0.0	0.0	0.0	0.0	0.0	0.0
	2		0	0.0	0.0	0.0	0.0	0.0	0.0	0.0
	3		0	0.0	0.0	0.0	0.0	0.0	0.0	0.0







4		0	0.0	0.0	0.0	0.0	0.0	0.0	0.0	0.0
5		0	0.0	0.0	0.0	0.0	0.0	0.0	0.0	0.0
1		0	0.0	0.0	0.0	0.0	0.0	0.0	0.0	0.0
2		0	0.0	0.0	0.0	0.0	0.0	0.0	0.0	0.0
3		0	0.0	0.0	0.0	0.0	0.0	0.0	0.0	0.0
4		0	0.0	0.0	0.0	0.0	0.0	0.0	0.0	0.0
5		0	0.0	0.0	0.0	0.0	0.0	0.0	0.0	0.0
1		0	0.0	0.0	0.0	0.0	0.0	0.0	0.0	0.0
2		0	0.0	0.0	0.0	0.0	0.0	0.0	0.0	0.0
3		0	0.0	0.0	0.0	0.0	0.0	0.0	0.0	0.0
4		0	0.0	0.0	0.0	0.0	0.0	0.0	0.0	0.0
5		0	0.0	0.0	0.0	0.0	0.0	0.0	0.0	0.0
2 *	Laverune	0	0.0	0.0	0.0	0.0	0.0	0.0	0.0	0.0
3 *	Laverune	0	0.0	0.0	0.0	0.0	0.0	0.0	0.0	0.0
4 *	Laverune	0	0.0	0.0	0.0	0.0	0.0	0.0	0.0	0.0
5 *	Laverune	0	0.0	0.0	0.0	0.0	0.0	0.0	0.0	0.0

11. MASCULIN NIVEAU4 9-14 ans . SA_DA (individuels)

11.1. Résultats par équipes





	Equipe	Club							Total
1	Castelnau le lez	34--GSL34.com - Castelnau le Lez	21.7	17.5	22.8	21.5	20.5	20.5	124.5

11.2. Résultats individuels





	Gymnaste	Equipe	Anne e							Total
1	MARQUES Oscar	Castelnau le lez	2002	7.8	5.8	8.2	7.6	6.4	7.1	42.9
2	MARTIN Théodore	Castelnau le lez	2004	7.0	5.7	7.4	6.5	6.9	6.5	40.0
3	BERTRAND Nicolas	Castelnau le lez	2003	6.9	5.3	7.2	7.0	6.5	6.6	39.5
4	MALTERRE Nathan	Castelnau le lez	2001	6.5	6.0	5.9	6.9	7.1	6.8	39.2
5	BARREDO David	Castelnau le lez	2001	0.0	0.0	0.0	0.0	0.0	0.0	0.0

12. FEMININ NIVEAU7 7-10 ans . SA_DA (individuels)

12.1. Résultats par équipes





	Equipe	Club					Total
1	Pignan	34--Ass club gym choc	20.6	28.4	27.2	31.3	107.5

12.2. Résultats individuels



	Gymnaste	Equipe	Annee					Total
1	GUILLOT Elise	Pignan	2004	5.5	7.5	7.4	7.8	28.2
2	VIELLEDEN Oriana	Pignan	2004	5.6	7.2	6.8	8.0	27.6
3	MERVIEL Mélissa	Pignan	2005	4.8	7.1	6.8	7.7	26.4
4	DELMAS Maelle	Pignan	2004	4.7	6.6	6.2	7.8	25.3
5	NOEL Camille	Pignan	2005	0.0	0.0	0.0	0.0	0.0

13. FEMININ NIVEAU6 9-14 ans . SA_DA (individuels)

13.1. Résultats par équipes

	Equipe	Club					Total
1	Montpellier MUC	34--MUC GYM	27.1	30.2	29.2	27.4	113.9
2	Clapiers	34--Gymnastique Artistique Clapieroise	24.2	30.2	28.2	30.5	113.1
3	Pignan	34--Ass club gym choc	22.9	28.6	28.2	30.0	109.7
4	Laverune	34--Gymnastique foyer rural laverune	26.9	26.5	28.1	27.8	109.3
5	Sivom	34--Sivom les sablieres	22.0	28.1	27.9	27.7	105.7

13.2. Résultats individuels





	Gymnaste	Equipe	Annee					Total
1	CROUZET Laurie	Laverune	2001	7.1	7.7	7.5	7.1	29.4
2	POUJOL Anais	Clapiers	2002	6.8	8.0	6.7	7.6	29.1
3	ELHILALI Mariah	Montpellier MUC	2001	6.9	7.8	6.6	7.2	28.5
4	EZZAOUYA Emma	Montpellier MUC	2001	7.0	7.5	7.0	6.8	28.3
5	LEPRON Clara	Clapiers	2002	5.7	7.5	7.2	7.5	27.9
	CAMBOULAS Lara	Pignan	2000	6.1	7.6	6.6	7.6	27.9
7	TARBOURIECH Carrie	Pignan	2000	5.6	7.4	7.3	7.4	27.7
8	DUSSERT Carla	Montpellier MUC	2001	6.3	7.4	7.2	6.7	27.6
9	VALES Candice	Clapiers	1999	5.7	7.6	6.5	7.7	27.5
10	PEARSON Lauren	Montpellier MUC	1999	6.3	7.5	7.4	6.1	27.3
11	GERMAIN Thea	Laverune	2001	6.2	7.0	7.1	6.7	27.0
	RIGOLLET Emilie	Clapiers	1999	6.0	7.1	6.8	7.1	27.0
13	NAYRAL Lea	Clapiers	2002	5.1	6.5	7.5	7.7	26.8
	VERT Juliette	Pignan	2000	5.6	7.3	6.4	7.5	26.8
15	LAURIA Marina	Sivom	2004	5.5	7.8	6.8	6.6	26.7
16	CESARONI Lily	Montpellier MUC	2001	6.9	6.1	7.1	6.3	26.4
	CORMIER Leila	Pignan	2001	5.5	6.3	7.6	7.0	26.4
18	CANTAU Manon	Sivom	2002	5.4	6.5	7.0	7.3	26.2
19	NOGUERO Célia	Sivom	2000	5.4	6.8	7.2	6.6	26.0
20	ALLIES Julie	Sivom	2001	5.7	6.0	6.9	7.2	25.8
	LEVEQUE Lola	Sivom	2000	5.4	7.0	6.8	6.6	25.8
22	RASCALOU Laurie	Laverune	2001	5.9	5.6	6.9	7.3	25.7
23	ROFFAT ABELLAN Romane	Laverune	2000	6.8	5.8	6.6	6.4	25.6
	TARBOURIECH Clara	Pignan	2001	5.6	5.8	6.7	7.5	25.6
25	LAMAGERE Alizee	Laverune	2001	6.8	6.0	1.3	6.7	20.8
26	MARTINEZ Lisa	Montpellier MUC	2000	0.0	4.6	7.5	6.7	18.8

14. FEMININ NIVEAU6 9-12 ans . SA_DA (individuels)

14.1. Résultats par équipes








	Equipe	Club					Total
1	Bedarieux 1	34--Ass club athletique bedaricien gym	25.5	29.1	27.9	28.2	110.7
2	Bedarieux 2	34--Ass club athletique bedaricien gym	26.3	26.8	28.2	28.2	109.5
3	Pignan	34--Ass club gym choc	22.8	28.3	27.5	29.1	107.7

14.2. Résultats individuels








	Gymnaste	Equipe	Annee					Total
1	ROUGÉ Jade	Bedarieux 1	2002	6.4	7.5	7.3	7.1	28.3
2	AGULLO MaËllys	Bedarieux 2	2002	6.7	6.7	7.1	7.2	27.7
	DELLOUVE Chloé	Pignan	2003	5.5	8.0	7.2	7.0	27.7
4	CASSAN Marion	Pignan	2001	5.8	7.7	6.9	7.2	27.6
5	CUTILLAS AnaËle	Bedarieux 1	2004	6.2	7.5	6.6	7.1	27.4
6	PRUFER Sacha	Bedarieux 1	2002	6.2	7.1	6.9	7.0	27.2
	CHILLARD Jeanne	Bedarieux 2	2002	6.1	6.8	7.4	6.9	27.2
8	CADENAT Faustine	Bedarieux 1	2004	6.6	7.0	6.7	6.8	27.1
	POUGIN Ambre	Bedarieux 1	2002	6.3	7.0	6.8	7.0	27.1
	DESGRANGES Jeanne	Pignan	2002	5.7	6.8	7.2	7.4	27.1
11	BLANC Celia	Bedarieux 2	2002	6.6	6.6	6.5	7.1	26.8
12	AUBAGNAC Salomé	Bedarieux 2	2002	5.3	6.7	7.1	6.9	26.0
	BROCARD Carla	Bedarieux 2	2002	6.9	5.8	6.4	6.9	26.0
14	BLANCK Emilie	Pignan	2002	5.8	5.8	6.2	7.5	25.3
15	BAL Moïra	Bedarieux 2	2004	5.4	6.2	6.6	7.0	25.2
16	RIUS Kenza *	Bedarieux 2 (indiv) (indiv)	2004	5.5	5.5	6.9	6.5	24.4
17	DORNON Taïna	Bedarieux 1	2004	0.0	6.6	6.9	7.0	20.5
18	BOMTEMPS Elise	Pignan	2001	0.0	0.0	0.0	0.0	0.0

15. MASCULIN NIVEAU5 11 + . SA_DA (individuels)

15.1. Résultats par équipes





	Equipe	Club								Total
1	Laverune	34--Gymnastique foyer rural laverune	28.3	0.0	0.0	0.0	0.0	0.0	0.0	28.3

15.2. Résultats individuels


	Gymnaste	Equipe	Anne e								Total
1	BARTH Arthur	Laverune	1999	7.4	0.0	0.0	0.0	0.0	0.0	0.0	7.4
	TAIONI Lucien	Laverune	1998	7.4	0.0	0.0	0.0	0.0	0.0	0.0	7.4
3	ROBERT Thomas	Laverune	1997	7.1	0.0	0.0	0.0	0.0	0.0	0.0	7.1
4	PIOCH Guillaume	Laverune	1997	6.4	0.0	0.0	0.0	0.0	0.0	0.0	6.4
5	JOUBE Charly	Laverune	1997	5.7	0.0	0.0	0.0	0.0	0.0	0.0	5.7

16. FEMININ NIVEAU8 9-12 ans . SA_DA (individuels)

16.1. Résultats par équipes

	Equipe	Club					Total
1	Sivom	34--Sivom les sablieres	23.1	27.0	30.0	28.2	108.3
2	Montpellier MUC	34--MUC GYM	24.2	25.4	28.8	28.4	106.8

16.2. Résultats individuels





	Gymnaste	Equipe	Annee					Total
1	MRANI Myriam	Sivom	2004	5.8	6.6	7.6	7.5	27.5
2	CHALOIN Adèle	Montpellier MUC	2001	6.0	6.3	7.6	7.1	27.0
3	ASSIE Alice	Montpellier MUC	2002	6.2	6.4	7.2	7.1	26.9
4	GHABI Farah	Montpellier MUC	2001	6.1	6.4	7.0	7.3	26.8
	KRAVIEC Alexia	Sivom	2003	5.3	7.4	7.4	6.7	26.8
6	CHEREAU Amira	Sivom	2002	5.7	6.8	7.2	6.9	26.6
7	GRANIER Claire	Sivom	2002	6.3	6.0	7.6	6.4	26.3
8	MARTY Léa	Montpellier MUC	2001	5.9	6.3	6.6	6.8	25.6
	BOINIER Romy	Sivom	2004	4.9	6.2	7.4	7.1	25.6
10	BOYER Garance	Montpellier MUC	2002	5.1	6.2	7.0	6.9	25.2
11	YELITCHITCH Meline *	Laverune 1 (indiv) (indiv)	2002	3.5	6.0	6.8	7.0	23.3
12	WAGNER Lou	Montpellier MUC	2001	0.0	0.0	0.0	0.0	0.0
	SOULIER Fannie	Sivom	2003	0.0	0.0	0.0	0.0	0.0

17. FEMININ NIVEAU8 7-10 ans . SA_DA (individuels)

17.1. Résultats par équipes

	Equipe	Club					Total
1	Bedarieux 1	34--Ass club athletique bedaricien gym	20.4	28.9	29.1	29.8	108.2
2	Montpellier MUC	34--MUC GYM	23.9	26.9	27.9	26.9	105.6
3	Bedarieux 2	34--Ass club athletique bedaricien gym	18.7	25.4	27.5	28.0	99.6
4	Laverune 1	34--Gymnastique foyer rural laverune	20.1	23.9	27.5	27.7	99.2
5	Clapiers	34--Gymnastique Artistique Clapieroise	17.2	26.3	26.9	27.2	97.6
6	Laverune 2	34--Gymnastique foyer rural laverune	17.9	22.9	26.4	27.4	94.6





17.2. Résultats individuels

	Gymnaste	Equipe	Annee					Total
1	ALBRESPY Marie	Bedarieux 1	2004	5.1	7.5	7.4	7.6	27.6
2	CHITTOFRATI Aude	Bedarieux 1	2005	5.0	7.1	7.4	7.6	27.1
3	DESCAMPS Lou ann	Montpellier MUC	2005	5.6	7.0	6.9	7.0	26.5
4	MARTIN Ninon	Bedarieux 1	2004	4.9	7.1	7.1	7.3	26.4
5	SEBA Lisa	Bedarieux 1	2004	5.4	6.8	7.2	6.8	26.2
	BEAUVAIS Noémie	Montpellier MUC	2003	6.6	5.9	7.0	6.7	26.2
7	FOUKANI Anna	Montpellier MUC	2004	6.0	6.5	7.1	6.5	26.1
8	TIERTANT Emilie	Laverune 1	2003	5.5	6.3	7.2	6.9	25.9
9	SEBA Inès	Bedarieux 1	2006	4.9	6.9	6.6	7.3	25.7
10	LALOUETTE Emma	Bedarieux 1	2005	4.5	7.2	7.1	6.8	25.6
	GRANIER Julie	Clapiers	2003	5.1	6.6	6.9	7.0	25.6
	PIRAT DICHON Zoe	Clapiers	2004	4.7	7.1	7.0	6.8	25.6
	VALLET Atilia	Montpellier MUC	2005	5.4	6.6	6.9	6.7	25.6
14	FAVIER Laura	Bedarieux 2	2004	4.4	6.9	7.2	7.0	25.5
15	EUZET Lola	Laverune 1	2005	5.3	6.1	7.1	6.8	25.3
	MONCHANIN Elena	Bedarieux 2	2003	5.2	6.7	6.3	7.1	25.3
	ROBERT Natalia	Montpellier MUC	2004	5.7	6.8	6.9	5.9	25.3
18	VALLADIER Maelys	Laverune 1	2004	4.6	5.9	7.2	7.0	24.7
19	JOSEPH Alizee	Laverune 2	2005	4.9	6.2	7.0	6.1	24.2
20	MEDJABI Yaelle	Laverune 2	2004	4.3	5.5	6.7	7.1	23.6
	NETILLARD Maelle	Clapiers	2005	3.7	6.4	6.6	6.9	23.6
22	ELIET Louna	Montpellier MUC	2004	4.4	6.4	6.2	6.4	23.4
23	LISTELLO Lucie	Bedarieux 2	2006	4.0	5.5	7.0	6.8	23.3
24	RICHARTE Michele	Laverune 2	2004	4.1	5.3	6.9	6.9	23.2
25	ROFFAT ABELLAN Marie	Laverune 1	2003	4.7	5.6	5.9	6.9	23.1
26	LISTELLO Tessa	Bedarieux 2	2006	4.5	5.5	5.9	6.9	22.8
27	FEIN Anis	Clapiers	2005	3.7	6.2	6.4	6.3	22.6
28	BLOT Emma	Laverune 2	2005	4.6	5.9	5.2	6.4	22.1
29	DELMAS Eloane	Laverune 1	2003	3.9	5.0	6.0	6.9	21.8
30	BERIER Myriam	Laverune 2	2006	3.5	5.0	5.8	6.9	21.2
31	KLEIN Penelope	Clapiers	2006	3.6	4.3	5.6	6.5	20.0
32	COOSERMANS Lily	Bedarieux 2	2006	0.0	6.3	6.3	6.2	18.8





33	MARTIN Melissa	Bedarieux 2	2004	4.6	0.0	7.0	7.0	18.6
34	RIBERA Barbara *	Laverune 3 (indiv) (indiv)	2006	3.6	5.6	3.6	5.1	17.9
35	RICHARTE Lucie	Laverune 2	2006	0.0	4.2	4.7	6.5	15.4
36	BORIES SANCHEZ Mailys	Clapiers	2005	0.0	3.9	4.5	6.1	14.5
37	DANOY Amandine *	Laverune 3 (indiv) (indiv)	2006	0.0	0.0	6.2	5.5	11.7

18. FEMININ NIVEAU7 11 + . SA_DA (individuels)

18.1. Résultats par équipes





	Equipe	Club					Total
1	laverune 1	laverune	21.1	24.6	26.4	27.2	99.3

18.2. Résultats individuels





	Gymnaste	Equipe	Annee					Total
1	6TARANNE Anais	laverune 1	2001	4.5	6.9	7.4	7.5	26.3
2	5PECOUL Caroline	laverune 1	1999	5.4	5.8	6.0	7.1	24.3
3	2JIMLLI Noa	laverune 1	2001	5.2	5.8	6.7	5.5	23.2
4	4MENUGAUD Yaelle	laverune 1	2000	5.4	5.4	5.8	6.4	23.0
5	1AILLO Sarah	laverune 1	1999	5.1	6.1	6.3	5.4	22.9
6	3MARTINEZ Léa	laverune 1	2002	4.9	4.7	5.7	6.2	21.5
7	LEFEBRE GRANDMAISON Camille *	Laverune 1 (indiv) (indiv)	2000	0.0	5.5	4.3	4.2	14.0

19. FEMININ NIVEAU5 9-14 ans . SA_DA (individuels)

19.1. Résultats par équipes





	Equipe	Club					Total
1	Castelnau le lez	34--GSL34.com - Castelnau le Lez	26.7	31.4	26.6	29.8	114.5
2	Bedarieux	34--Ass club athletique bedaricien gym	25.7	27.6	27.9	29.5	110.7

19.2. Résultats individuels





	Gymnaste	Equipe	Annee					Total
1	TEULON Nina	Castelnau le lez	2000	7.1	8.2	6.7	7.5	29.5
2	MARTINEZ Chiarra	Castelnau le lez	2000	6.8	8.0	7.1	7.3	29.2
3	HACENE Marion	Bedarieux	1999	7.0	7.2	7.5	7.2	28.9
4	RODRIGUEZ Anais	Bedarieux	1999	6.3	7.4	7.3	7.4	28.4
5	BONZOM Cloé	Castelnau le lez	2000	6.6	7.6	6.8	7.0	28.0
6	GIANI Célia	Castelnau le lez	2001	6.2	7.6	6.0	8.0	27.8
7	HELMUTH Jeanne	Bedarieux	2000	5.9	6.9	6.6	6.8	26.2
8	DEROUBAIX Lea	Bedarieux	2001	6.5	6.0	6.1	7.5	26.1
9	MARTIN Elisa	Bedarieux	2000	5.1	6.1	6.5	7.4	25.1
10	SIMEON Loriane	Castelnau le lez	2000	5.6	5.6	5.8	6.7	23.7
11	SCANZI Leonie	Bedarieux	2002	5.4	6.1	5.1	7.0	23.6
12	DESCOSSY Léa	Castelnau le lez	2002	5.7	1.8	5.8	6.8	20.1
13	1BLANQUET Iris *	CASTELNAU	2001	0.0	5.1	0.0	6.6	11.7
14	2 *	CASTELNAU	0	0.0	0.0	0.0	0.0	0.0
	3 *	CASTELNAU	0	0.0	0.0	0.0	0.0	0.0
	4 *	CASTELNAU	0	0.0	0.0	0.0	0.0	0.0
	5 *	CASTELNAU	0	0.0	0.0	0.0	0.0	0.0
	6 *	CASTELNAU	0	0.0	0.0	0.0	0.0	0.0

20. FEMININ NIVEAU8 11 + . SA_DA (individuels)

20.1. Résultats par équipes





	Equipe	Club					Total
1	Laverune	34--Gymnastique foyer rural laverune	0.0	0.0	0.0	0.0	0.0

20.2. Résultats individuels





	Gymnaste	Equipe	Annee					Total
1	AIELLO Sarah	Laverune	1999	0.0	0.0	0.0	0.0	0.0
	JIMLI Noa	Laverune	2001	0.0	0.0	0.0	0.0	0.0
	MARTINEZ Lea	Laverune	2002	0.0	0.0	0.0	0.0	0.0
	MENIGAUD Yaelle	Laverune	2000	0.0	0.0	0.0	0.0	0.0
	PECOUL Caroline	Laverune	1999	0.0	0.0	0.0	0.0	0.0
	TARANNE Anais	Laverune	2001	0.0	0.0	0.0	0.0	0.0

21. FEMININ NIVEAU6 11 + . SA_DA (individuels)

21.1. Résultats par équipes





	Equipe	Club					Total
1	Montpellier MUC	34--MUC GYM	24.9	26.0	26.3	28.1	105.3
2	Clapiers	34--Gymnastique Artistique Clapieroise	22.3	26.2	27.3	26.9	102.7
3	Laverune	34--Gymnastique foyer rural laverune	16.9	18.0	25.3	26.9	87.1

21.2. Résultats individuels





	Gymnaste	Equipe	Annee					Total
1	CHAVANIEU Mahaud	Montpellier MUC	2000	5.8	7.6	7.2	7.3	27.9
2	BRESSON Chloe	Clapiers	1999	6.3	8.0	6.5	6.7	27.5
3	MAUGEAIS Ninon	Clapiers	2000	5.8	6.7	7.4	7.1	27.0
4	MORVILLIERS Camille	Montpellier MUC	1997	6.4	6.9	5.8	7.6	26.7
5	BRETON Lillah	Montpellier MUC	1999	6.5	6.0	6.3	6.9	25.7
6	ESTIVAL Sarah	Laverune	1999	5.6	5.8	7.2	6.6	25.2
	JORAND Elodie	Laverune	1995	5.9	6.0	6.3	7.0	25.2
8	VIANEY Marie	Laverune	1997	5.4	6.2	6.4	6.8	24.8
9	COGONI Louna	Clapiers	2002	4.7	6.1	6.8	7.1	24.7
10	RAVOUX Camille	Montpellier MUC	1999	6.2	5.5	7.0	5.9	24.6
11	POUJOL Marine	Clapiers	1998	5.5	5.4	6.6	6.0	23.5
12	BAUER Eva	Montpellier MUC	1997	0.0	4.8	5.1	6.3	16.2
13	JOLIVET Margaux	Laverune	1996	0.0	0.0	5.4	6.5	11.9
14	JUANES Clara	Clapiers	2001	0.0	0.0	0.0	0.0	0.0
	BENKIRANE Alice	Montpellier MUC	2000	0.0	0.0	0.0	0.0	0.0

22. FEMININ NIVEAU5 11 + . SA_DA (individuels)

22.1. Résultats par équipes





	Equipe	Club					Total
1	Laverune	34--Gymnastique foyer rural laverune	25.3	25.7	28.4	28.3	107.7
2	Castelnau le lez	34--GSL34.com - Castelnau le Lez	24.4	24.6	24.8	29.2	103.0
3	Montpellier MUC	34--MUC GYM	25.8	21.1	27.9	27.6	102.4
4	Pignan	34--Ass club gym choc	22.2	25.8	23.9	29.7	101.6
5			0.0	0.0	0.0	0.0	0.0

22.2. Résultats individuels





	Gymnaste	Equipe	Annee					Total
1	CHAUVAT Clémence	Montpellier MUC	1994	6.8	7.0	6.9	7.4	28.1
2	MABILY Lorely	Pignan	1997	5.8	7.4	6.6	7.8	27.6
3	POVEDA Amanda	Montpellier MUC	1989	6.1	7.3	7.4	6.7	27.5
4	GOLABEK Luna	Laverune	1999	6.5	6.3	7.0	7.2	27.0
5	GERMAIN Jade	Laverune	1997	6.0	6.9	6.9	7.1	26.9
6	PIERRE Alice	Laverune	1998	6.7	6.1	7.0	7.0	26.8
7	BARTH Zoe	Laverune	1998	6.1	6.4	6.9	7.0	26.4
8	VALERY Romane	Castelnau le lez	2001	5.5	7.7	6.1	7.0	26.3
9	RUIZ VERGEER Lola charlotte	Castelnau le lez	1998	5.7	6.2	6.5	7.6	26.0
	OURNAC Laura	Pignan	1999	5.2	6.6	6.7	7.5	26.0
11	RIERA Lisa	Laverune	1999	5.6	6.1	7.5	6.4	25.6
	PAPERREUX Maryne	Montpellier MUC	1996	6.8	4.4	7.3	7.1	25.6
13	PAUVERT Macha	Pignan	2001	5.7	6.2	5.6	7.3	24.8
14	BERNON Sophie	Castelnau le lez	2000	6.5	5.6	5.6	6.8	24.5
15	GARCIA Olivia	Castelnau le lez	1997	5.9	5.1	5.8	7.4	24.2
16	LANAU Lauris	Castelnau le lez	2000	6.3	3.2	6.4	7.2	23.1
17	PLANCHON Abiba	Montpellier MUC	1995	6.1	2.4	6.3	6.4	21.2
18	VIDAL Camille	Pignan	1995	5.5	3.3	4.4	6.4	19.6
19	ROUX Célia	Castelnau le lez	1999	5.3	1.9	5.4	6.6	19.2
20	CAMBOULAS Vlady	Pignan	1996	0.0	5.6	5.0	7.1	17.7
21	ANDREO Camille *	CASTELNAU IND	1998	1.5	0.0	0.0	0.0	1.5
22	1		0	0.0	0.0	0.0	0.0	0.0
	2		0	0.0	0.0	0.0	0.0	0.0
	3		0	0.0	0.0	0.0	0.0	0.0
	4		0	0.0	0.0	0.0	0.0	0.0
	5		0	0.0	0.0	0.0	0.0	0.0
	6		0	0.0	0.0	0.0	0.0	0.0
	2 *	CASTELNAU IND	0	0.0	0.0	0.0	0.0	0.0
	3 *	CASTELNAU IND	0	0.0	0.0	0.0	0.0	0.0
	4 *	CASTELNAU IND	0	0.0	0.0	0.0	0.0	0.0
	5 *	CASTELNAU IND	0	0.0	0.0	0.0	0.0	0.0
	6 *	CASTELNAU IND	0	0.0	0.0	0.0	0.0	0.0

23. FEMININ NIVEAU4 11 + . SA_DA (B) (individuels)

23.1. Résultats par équipes





	Equipe	Club					Total
1	Laverune	34--Gymnastique foyer rural laverune	19.0	20.4	23.5	23.0	85.9
2			0.0	0.0	0.0	0.0	0.0

23.2. Résultats individuels





	Gymnaste	Equipe	Annee					Total
1	BANSARD Lucile	Laverune	1991	6.3	8.1	8.1	8.4	30.9
2	ANDREO Manon	Laverune	1996	6.9	6.6	7.6	7.4	28.5
3	CARDONA Aurelie	Laverune	1989	5.8	5.3	7.8	7.2	26.1
4	CARMINATI Lina	Laverune	1995	5.7	5.7	6.1	6.9	24.4
5	ABELLAN -LOIRETTE Sara	Laverune	1989	0.0	0.0	0.0	0.0	0.0
1			0	0.0	0.0	0.0	0.0	0.0
2			0	0.0	0.0	0.0	0.0	0.0
3			0	0.0	0.0	0.0	0.0	0.0
4			0	0.0	0.0	0.0	0.0	0.0
5			0	0.0	0.0	0.0	0.0	0.0

24. FEMININ NIVEAU7 9-14 ans . SA_DA (individuels)

24.1. Résultats par équipes





	Equipe	Club					Total
1	Montpellier MUC	34--MUC GYM	26.6	26.1	30.1	29.3	112.1

24.2. Résultats individuels





	Gymnaste	Equipe	Annee					Total
1	BEAUVAIS Zoé	Montpellier MUC	2002	6.9	7.0	7.7	7.4	29.0
2	KALTZ Flora	Montpellier MUC	2002	6.8	6.8	7.5	7.5	28.6
3	FLEXAS Margaux	Montpellier MUC	2000	6.1	6.5	7.0	7.2	26.8
4	ANDUJAR Eden	Montpellier MUC	2001	6.8	4.9	7.6	7.0	26.3
5	TRICHET Elise	Montpellier MUC	2000	5.5	5.8	7.3	7.2	25.8
6	BEDARD Alizée	Montpellier MUC	2000	0.0	0.0	0.0	0.0	0.0

25. FEMININ NIVEAU8 7-8 ans . SA_DA (individuels)

25.1. Résultats par équipes





	Equipe	Club					Total
1	Sivom	34--Sivom les sablieres	21.2	28.8	29.3	28.7	108.0
2	Clapiers	34--Gymnastique Artistique Clapieroise	19.0	26.9	25.2	28.2	99.3

25.2. Résultats individuels





	Gymnaste	Equipe	Annee					Total
1	DELHALLE Lindsay	Sivom	2005	5.8	6.9	7.4	6.8	26.9
2	BENKHALED Sofia	Sivom	2005	4.9	7.0	7.5	7.3	26.7
3	COPIN Elisa	Sivom	2005	4.7	7.4	7.0	7.4	26.5
4	AMEIL MéliSSa	Sivom	2005	4.7	7.3	7.2	7.2	26.4
5	1MOGIN SOLENE *	SIVOM INDIV	2005	5.1	7.0	6.9	7.3	26.3
6	ROSUEL Fanny	Sivom	2006	5.4	6.5	7.2	6.7	25.8
7	FLORENT Célia	Sivom	2005	5.1	7.1	6.8	6.5	25.5
8	DUCASTEL ALCAIDE Marine *	Clapiers 1 (indiv) (indiv)	2005	4.8	6.7	6.7	6.7	24.9
9	CHOUAN Aya	Clapiers	2005	4.8	6.7	6.4	6.8	24.7
10	CASTILLO Meline	Clapiers	2005	4.2	6.9	6.2	7.1	24.4
11	DUBROMER BOUHYA Onelia	Clapiers	2006	4.4	6.3	6.4	7.0	24.1
12	GULLERMIN Isild	Clapiers	2006	4.1	7.0	5.9	6.8	23.8
13	PEREZ-SAAVEDRA Catalina	Clapiers	2006	4.6	6.0	5.8	7.3	23.7
14	GEORGIADIS Themis	Clapiers	2005	5.2	5.8	6.2	5.9	23.1
15	MOGIN SOLENE *		2005	0.0	0.0	0.0	0.0	0.0
2	*		0	0.0	0.0	0.0	0.0	0.0
3	*		0	0.0	0.0	0.0	0.0	0.0
4	*		0	0.0	0.0	0.0	0.0	0.0
5	*		0	0.0	0.0	0.0	0.0	0.0
6	*		0	0.0	0.0	0.0	0.0	0.0
2	*	SIVOM INDIV	0	0.0	0.0	0.0	0.0	0.0
3	*	SIVOM INDIV	0	0.0	0.0	0.0	0.0	0.0
4	*	SIVOM INDIV	0	0.0	0.0	0.0	0.0	0.0
5	*	SIVOM INDIV	0	0.0	0.0	0.0	0.0	0.0
6	*	SIVOM INDIV	0	0.0	0.0	0.0	0.0	0.0

26. FEMININ NIVEAU8 9-14 ans . SA_DA (individuels)

26.1. Résultats par équipes







	Equipe	Club					Total
1	Clapiers	34--Gymnastique Artistique Clapieroise	20.5	26.9	28.1	28.7	104.2

26.2. Résultats individuels







	Gymnaste	Equipe	Annee					Total
1	CARRIE Lou anne	Clapiers	2001	5.5	7.0	7.4	7.2	27.1
2	BLOSSIER Julie	Clapiers	2002	5.0	6.8	6.9	7.0	25.7
	LHARFOUFI Najwa	Clapiers	1999	5.0	6.5	7.0	7.2	25.7
4	MORICE MÉlie	Clapiers	2001	4.9	6.4	6.8	7.3	25.4
5	LHARFOUFI Romaiassa	Clapiers	2002	5.0	6.6	6.7	6.6	24.9
6	LIEUTAUD Melanie	Clapiers	1999	0.0	0.0	0.0	0.0	0.0

27. MASCULIN NIVEAU5 9-14 ans . SA_DA (individuels)

27.1. Résultats par équipes





	Equipe	Club							Total
1	Clapiers	34--Gymnastique Artistique Clapieroise	26.8	22.1	4.0	21.0	29.6	29.8	133.3

27.2. Résultats individuels





	Gymnaste	Equipe	Annee							Total
1	TORRES Unai	Clapiers	2002	7.4	6.1	1.0	5.8	7.7	7.7	35.7
2	BRUN VEROLME Ramses	Clapiers	2004	6.6	4.9	1.0	5.1	7.4	7.6	32.6
	RIGOLLET Romain	Clapiers	2004	6.5	5.6	1.0	5.1	7.0	7.4	32.6
4	KLEIN Armand	Clapiers	2004	6.3	5.5	1.0	5.0	7.5	7.1	32.4
5	CHAUBET Loan	Clapiers	2004	0.0	0.0	0.0	0.0	0.0	0.0	0.0

28. FEMININ NIVEAU7 9-12 ans . SA_DA (individuels)

28.1. Résultats par équipes

	Equipe	Club					Total
1	Pignan	34--Ass club gym choc	23.2	22.3	31.2	28.8	105.5

28.2. Résultats individuels

	Gymnaste	Equipe	Annee					Total
1	LOUIS Manon	Pignan	2002	5.7	5.6	7.9	7.8	27.0
2	ESPEYRAC Lea	Pignan	2001	5.7	6.4	7.8	7.0	26.9
3	LE BRETON Alissa	Pignan	2002	6.5	5.5	7.7	6.9	26.6
4	ROSELLO Fanny	Pignan	2002	5.3	4.8	7.8	7.1	25.0
5	AELBRECHT Diane-zoe	Pignan	2001	0.0	0.0	0.0	0.0	0.0