





**Résultats de la compétition**  
*regional feminin N6 et + Masculin*  
**LAVERUNE**  
**5 et 6 avril 2014**

# 1. FEMININ NIVEAU5 11 + . SA\_DA (individuels)

## 1.1. Résultats par équipes

	Equipe	Club					Total
1	Nimes Costieres	30--Gym nimes costieres	26.9	30.3	29.6	30.0	116.8
2	Cabestany	66--Coc gymnastique	25.9	29.2	32.2	29.4	116.7
3	Bram	11--Assoc.sportive La Patriote Bram	23.9	29.8	31.3	29.9	114.9
4	Marvejols	48--Gymnastique sportive marvejolaise	24.6	29.7	31.7	28.1	114.1
5	Perpignan	66--Uscm	23.7	28.6	31.5	29.0	112.8
6	Ceret	66--Céret gym club	25.0	28.8	27.6	30.9	112.3
7	Laverune	34--Gymnastique foyer rural laverune	25.6	27.0	29.8	28.8	111.2
8	Pignan	34--Ass club gym choc	24.9	25.7	30.3	28.6	109.5
9	Coursan	11--Gym Artistique Coursanaise	23.5	26.9	28.8	26.5	105.7
10	Montpellier MUC	34--MUC GYM	26.0	24.1	26.8	28.7	105.6
11	Castelnau le lez	34--GSL34.com - Castelnau le Lez	16.4	25.2	26.5	29.0	97.1







## 1.2. Résultats individuels

	Gymnaste	Equipe	Annee					Total
1	FERRIER Samantha	Nimes Costieres	1997	7.7	8.5	8.1	7.8	32.1
2	RENAUD-FROUX Kimberley	Perpignan	1997	6.2	7.7	8.4	7.6	29.9
	DEBARBERA-MAGI Julie	Nimes Costieres	1995	6.2	8.0	8.0	7.7	29.9
4	FOURSAC Erika	Cabestany	1996	6.7	7.9	7.7	7.5	29.8
5	BRUNEL Emilie	Bram	1989	6.0	8.0	7.4	8.0	29.4
6	CHAUVAT Clémence	Montpellier MUC	1994	7.0	6.8	7.5	7.9	29.2
7	MAILLET Jessica	Cabestany	1996	6.4	6.9	8.3	7.5	29.1
	MIQUEL Lara	Marvejols	1999	6.0	7.9	8.3	6.9	29.1
9	PIERRE Alice	Laverune	1998	6.6	6.8	7.9	7.7	29.0
10	BARTH Zoe	Laverune	1998	6.8	7.3	8.0	6.8	28.9
	GOLABEK Luna	Laverune	1999	6.5	7.4	7.4	7.6	28.9
12	BALLARINI Justine	Bram	2000	5.6	7.6	8.1	7.5	28.8
	MARTINEAU Estelle	Bram	2000	6.1	7.1	8.4	7.2	28.8
	PAPERREUX Maryne	Montpellier MUC	1996	7.0	6.3	7.5	8.0	28.8
15	BAZIL Elysjah	Cabestany	1999	6.5	7.3	7.9	6.9	28.6
	MABILY Lorely	Pignan	1997	5.6	7.2	7.9	7.9	28.6
17	BOURBON Naïs *	Coursan 1 (indiv) (indiv)	2001	5.8	7.8	8.0	6.9	28.5
	LACROIX Emeline	Ceret	1998	6.6	6.8	7.1	8.0	28.5
19	DERIVIERE Marie charlotte	Cabestany	1997	6.3	7.1	8.0	7.0	28.4
20	REVERSAT Amélie	Marvejols	1995	5.7	7.6	7.9	6.8	28.0
21	CASSAN Chloe	Perpignan	1997	6.4	6.7	7.8	7.0	27.9
	ARNAU Maïli	Ceret	1997	6.4	7.1	6.8	7.6	27.9
23	MENDES Solene	Nimes Costieres	2000	6.4	7.2	6.9	7.3	27.8
	HERBERT Juliet	Ceret	1995	5.7	7.6	7.0	7.5	27.8
25	JOVER-PUNZANO Ainoha	Ceret	1996	5.9	7.3	6.6	7.8	27.6
26	SINIGAGLIA Rachel	Perpignan	1998	5.1	6.8	7.9	7.7	27.5
	TAILHADES Emma	Coursan	2001	6.2	7.2	7.7	6.4	27.5
	TOULOUSE Sarah	Marvejols	1998	6.1	7.2	6.8	7.4	27.5
29	GARCIA Lisa	Coursan	1998	5.4	7.3	7.1	7.5	27.3







30	OURNAC Laura	Pignan	1999	6.0	5.5	7.8	7.7	27.0
	SENES Cristal	Pignan	1994	6.5	6.8	7.7	6.0	27.0
32	TOUVEREY Jade	Bram	2000	6.2	7.1	7.4	6.0	26.7
33	CORDOBA Solenne	Nimes Costieres	1999	6.3	6.5	6.6	7.2	26.6
34	GREIN Léa	Perpignan	1995	5.3	6.5	7.4	6.7	25.9
35	SABY Julie	Perpignan	1997	5.8	7.4	6.5	6.0	25.7
	QUESNEL LUCHE Emeline	Marvejols	1996	6.8	5.3	7.4	6.2	25.7
37	BERNON Sophie	Castelnau le lez	2000	6.6	5.1	6.6	7.2	25.5
38	SIMEON Loriane	Castelnau le lez	2000	5.1	7.8	4.8	7.4	25.1
39	TOLZA Fany	Coursan	1999	5.9	5.8	7.0	6.3	25.0
	MENDES Elena	Nimes Costieres	1999	6.5	6.6	6.5	5.4	25.0
41	ANDRE Océane	Bram	1998	5.6	4.9	6.9	7.2	24.6
	MORVILLIERS Camille	Montpellier MUC	1997	6.1	6.4	5.7	6.4	24.6
43	RIERA Lisa	Laverune	1999	5.7	5.5	6.5	6.7	24.4
44	PAUVERT Macha	Pignan	2001	6.3	5.3	5.9	6.5	24.0
45	GARAU Anais	Coursan	1998	6.0	4.1	6.8	6.3	23.2
46	PLANCHON Abiba	Montpellier MUC	1995	5.9	4.6	6.1	6.4	23.0
47	HAMOUDI Flora	Coursan	1997	4.6	6.6	6.7	4.9	22.8
48	VIEU Mona	Ceret	1998	5.0	4.5	6.3	6.9	22.7
49	LAUGAUDIN Laurie	Ceret	1998	6.1	2.5	6.7	6.9	22.2
50	SOLEP Perrine	Coursan	1998	4.5	4.9	7.0	5.7	22.1
	GISCARD Léa	Marvejols	1996	0.0	7.0	8.1	7.0	22.1
52	MARTIN Camille	Cabestany	1997	0.0	6.5	8.0	7.4	21.9
53	RUIZ VERGEER Lola charlotte	Castelnau le lez	1998	0.0	7.0	6.5	7.6	21.1
54	ROUX Célia	Castelnau le lez	1999	4.7	1.5	6.2	6.8	19.2
55	VIDAL Camille	Pignan	1995	6.1	6.1	0.0	6.5	18.7
56	CAMBOULAS Vlady	Pignan	1996	0.0	5.6	6.9	6.0	18.5
57	ANDREO FOURMENT Camille	Castelnau le lez	1998	0.0	5.3	7.2	0.0	12.5
58	HEBRARD Léa	Marvejols	1998	0.0	4.6	7.3	0.0	11.9
59	REY Lucille	Nimes Costieres	2000	0.0	5.8	0.0	0.0	5.8
60	NATUREL Marie	Perpignan	1998	0.0	0.0	0.0	0.0	0.0
	GERMAIN Jade	Laverune	1997	0.0	0.0	0.0	0.0	0.0
	GARCIA Olivia	Castelnau le lez	1997	0.0	0.0	0.0	0.0	0.0
	SALLES Claire	Bram	1978	0.0	0.0	0.0	0.0	0.0
	POVEDA Amanda	Montpellier MUC	1989	0.0	0.0	0.0	0.0	0.0

## 2. MASCULIN NIVEAU5 9-14 ans . SA\_DA (individuels)

### 2.1. Résultats par équipes







	Equipe	Club							Total
1	Perpignan	66--Uscm	23.0	25.0	28.7	27.5	28.4	28.5	161.1
2	Clapiers	34--Gymnastique Artistique Clapieroise	26.8	24.3	27.3	21.0	25.9	23.6	148.9
3	Uzes	30--Club de gymnastique uzetia	17.8	13.3	19.8	17.2	18.4	14.2	100.7

### 2.2. Résultats individuels







	Gymnaste	Equipe	Annee							Total
1	DUBERNARD Matthieu	Perpignan	2000	5.6	6.4	7.8	6.3	7.2	7.2	40.5
2	MERCIER Axel	Perpignan	2002	5.6	5.4	7.1	6.9	6.9	7.6	39.5
	TORRES Unai	Clapiers	2002	7.4	5.2	7.2	5.7	6.9	7.1	39.5
4	CLOUET Matthieu	Perpignan	2000	5.8	6.7	6.5	6.7	6.7	5.6	38.0
5	BRUN VEROLME Ramses	Clapiers	2004	6.1	6.7	7.1	5.3	6.3	6.4	37.9
6	TIECHE Johany	Perpignan	2002	5.6	5.3	5.6	7.2	7.2	6.9	37.8
7	PASQUIER Gabin	Perpignan	2004	6.0	3.8	7.0	6.7	7.1	6.8	37.4
8	POMEROLE Sebastien *	Perpignan 1 (indiv) (indiv)	2002	6.7	3.3	7.2	6.1	6.9	6.3	36.5
9	BOINARD Charles	Uzes	2002	7.1	5.9	6.4	6.4	5.3	4.1	35.2
10	RIGOLLET Romain	Clapiers	2004	5.9	5.8	6.5	5.0	6.5	5.2	34.9
11	KLEIN Armand	Clapiers	2004	6.6	5.7	6.5	4.3	6.2	4.9	34.2
12	GALTIER CARLO	Uzes	2002	5.7	3.5	6.8	6.0	6.3	5.0	33.3
13	ROSSER FINNLAKE	Uzes	2003	5.0	3.9	6.6	4.8	6.8	5.1	32.2
14	MERCIER William	Perpignan	2001	0.0	6.5	6.8	6.6	6.2	0.0	26.1
15	CHAUBET Loan	Clapiers	2004	6.7	6.1	0.0	5.0	0.0	0.0	17.8
16	AGUIRRE Mathias	Uzes	1999	0.0	0.0	0.0	0.0	0.0	0.0	0.0

### 3. MASCULIN NIVEAU6 7-10 ans . SA\_DA (individuels)

#### 3.1. Résultats par équipes





	Equipe	Club							Total
1	Castelnau le lez	34--GSL34.com - Castelnau le Lez	25.9	25.4	27.0	24.0	27.1	22.4	151.8
2	Uzes	30--Club de gymnastique uzetia	25.4	24.5	26.8	20.8	26.6	24.5	148.6
3	Perpignan	Perpignan	23.6	21.5	18.5	19.6	24.5	14.7	122.4

#### 3.2. Résultats individuels





	Gymnaste	Equipe	Anne e							Total
1	BELIARD Antoine	Castelnau le lez	2004	6.7	6.1	6.8	6.0	6.7	6.6	38.9
2	BRION BENJAMIN	Uzes	2003	6.4	6.6	6.6	5.5	6.6	6.8	38.5
3	DARMAYAN Grégory	Castelnau le lez	2005	6.3	6.5	7.0	6.1	6.8	5.5	38.2
4	EYKENS ARTHUR	Uzes	2003	6.8	6.4	6.6	5.1	7.0	5.9	37.8
5	SOLER VAILHE Ylan	Castelnau le lez	2006	6.0	6.3	6.7	5.9	6.8	5.8	37.5
6	MINARD Tom	Castelnau le lez	2006	6.9	6.5	6.5	6.0	6.8	4.5	37.2
7	LESAGE LENI	Uzes	2006	6.3	5.4	7.0	5.2	6.3	6.2	36.4
8	DELMAS MATHIS	Uzes	2003	5.9	6.1	6.6	5.0	6.7	5.6	35.9
9	LECOUR ALEXIAN	Perpignan	2004	5.8	6.3	4.8	5.6	5.3	6.4	34.2
10	LECCIA Marven	Castelnau le lez	2006	5.7	5.7	4.4	5.8	6.0	3.7	31.3
11	BAUDRY GUILLO N KIERIAN	Perpignan	2005	6.2	4.4	5.0	4.6	5.2	2.7	28.1
12	MARTIN CAUDELIER THOMAS	Perpignan	2006	6.3	4.6	4.3	4.7	4.3	3.3	27.5
13	HAMELIN FLAVIO	Perpignan	2006	5.1	5.0	4.4	4.0	6.6	2.3	27.4
14	MARTIAL VAN BEEK ELIE	Perpignan	2005	5.3	5.2	4.2	4.7	6.0	1.8	27.2
15	CABILLIC QUENTIN	Perpignan	2005	3.9	5.0	3.4	4.5	6.6	2.3	25.7
16	BENOIT MATHIEU	Uzes	2006	5.7	4.6	1.9	4.6	5.5	2.6	24.9
	PATARATA EVAN *	Perpignan 1 (individuel)	2003	4.5	4.8	3.3	4.5	5.5	2.3	24.9
18	GAUTIER Loris *	Laverune 1 (indiv) (indiv)	2006	0.0	0.0	0.0	0.0	0.0	0.0	0.0
	2 *	Perpignan 1 (individuel)	0	0.0	0.0	0.0	0.0	0.0	0.0	0.0
	3 *	Perpignan 1 (individuel)	0	0.0	0.0	0.0	0.0	0.0	0.0	0.0
	4 *	Perpignan 1 (individuel)	0	0.0	0.0	0.0	0.0	0.0	0.0	0.0
	5 *	Perpignan 1 (individuel)	0	0.0	0.0	0.0	0.0	0.0	0.0	0.0
	6 *	Perpignan 1 (individuel)	0	0.0	0.0	0.0	0.0	0.0	0.0	0.0

## 4. FEMININ NIVEAU5 9-14 ans . SA\_DA (individuels)

### 4.1. Résultats par équipes

	Equipe	Club					Total
1	Cabestany	66--Coc gymnastique	26.2	32.4	28.8	33.0	120.4
2	Castelnau le lez	34--GSL34.com - Castelnau le Lez	27.5	32.3	27.9	32.3	120.0
3	Bedarieux	34--Ass club athletique bedaricien gym	26.9	31.2	29.0	32.4	119.5
4	Perpignan	66--Uscm	26.1	31.4	28.9	32.6	119.0
5	Mende 1	48--Atout sportmendois	26.2	29.9	24.5	28.5	109.1
6	Mende 2	48--Atout sportmendois	25.0	28.1	20.1	30.1	103.3





### 4.2. Résultats individuels

	Gymnaste	Equipe	Annee					Total
1	DEROUBAIX Lea	Bedarieux	2001	6.7	7.8	8.3	8.1	30.9
2	DELMAS Margaux	Cabestany	1999	6.7	8.3	7.4	8.4	30.8
3	NOLLEVALLE LLORET Emma	Cabestany	1999	6.4	8.4	7.5	8.4	30.7
4	RAMAMBASSON Julie	Cabestany	2000	6.4	7.9	7.9	8.4	30.6
	HACENE Marion	Bedarieux	1999	7.1	7.9	7.4	8.2	30.6
6	TEULON Nina	Castelnau le lez	2000	7.1	8.0	6.9	8.2	30.2
7	GIANI Célia	Castelnau le lez	2001	6.5	8.4	6.8	8.3	30.0
8	ROUTIER Ines	Mende 1	2002	6.7	7.8	7.3	7.9	29.7
9	RODRIGUEZ Anais	Bedarieux	1999	6.7	8.1	7.2	7.6	29.6
10	PERISSE Susie	Perpignan	2000	6.4	8.1	6.8	8.2	29.5
11	PAPIN Nina	Perpignan	2000	6.6	8.0	6.5	8.3	29.4
	BONZOM Cloé	Castelnau le lez	2000	6.8	8.1	6.8	7.7	29.4
13	REDONNET Juliette	Perpignan	1999	6.5	7.7	7.3	7.3	28.8
14	SERDANE Rachel	Perpignan	2000	6.2	7.5	7.6	7.4	28.7
	SABY Lucie	Perpignan	2000	6.5	7.0	7.2	8.0	28.7
	FLAUTRE Amelia	Mende 1	2002	6.9	8.3	6.0	7.5	28.7
17	BAUMELLE Manon	Mende 2	2000	6.5	7.7	6.6	7.8	28.6
18	MARTINEZ Chiarra	Castelnau le lez	2000	4.9	7.8	7.4	8.1	28.2
19	DEL CASTILLO Carla marie	Perpignan	1999	6.5	7.6	5.9	8.1	28.1
20	SCANZI Leonie	Bedarieux	2002	6.4	7.4	5.7	8.1	27.6
21	LATREILLE Assia *	Cabestany 1 (indiv) (indiv)	2002	5.9	7.8	6.5	7.3	27.5
22	PUIG Maëlyss	Cabestany	2000	6.6	7.8	5.1	7.8	27.3
23	PENARANDA Chloé	Cabestany	2000	5.8	7.5	6.0	7.8	27.1
	VALERY Romane	Castelnau le lez	2001	6.8	7.4	5.5	7.4	27.1
25	GARCIA Estelle	Cabestany	2002	6.5	7.3	4.9	7.8	26.5
	MARTIN Elisa	Bedarieux	2000	5.7	6.7	6.1	8.0	26.5
27	LAURENT Sarah	Mende 2	2001	6.1	7.1	5.4	7.8	26.4
28	LANAU Lauris	Castelnau le lez	2000	6.8	5.9	6.2	7.4	26.3
29	BOUDET Julie	Mende 2	2001	6.6	7.1	4.2	7.7	25.6
30	FOURNIER Elise	Mende 1	2000	6.3	6.1	6.4	6.4	25.2
31	FOURNIER Julie	Mende 1	2000	6.2	7.2	4.4	6.6	24.4
32	GRASSET Lola	Mende 1	2001	6.3	6.6	4.8	6.5	24.2
33	AKORDEKCI Almina	Mende 2	2000	4.7	6.2	3.9	6.7	21.5

34	AMORIN Sara	Mende 2	1999	5.8	6.2	1.7	6.8	20.5
35	HELMUTH Jeanne	Bedarieux	2000	0.0	0.0	0.0	0.0	0.0
	MAZAUDIER Hanae	Mende 1	2002	0.0	0.0	0.0	0.0	0.0

## 5. FEMININ NIVEAU5 9-12 ans . SA\_DA (individuels)

### 5.1. Résultats par équipes

	Equipe	Club					Total
1	Castelnau le lez	34--GSL34.com - Castelnau le Lez	27.5	32.4	30.7	31.5	122.1
2	Perpignan	66--Uscm	26.9	32.2	27.6	31.5	118.2
3	Uzes	30--Club de gymnastique uzetia	26.4	28.1	23.9	30.9	109.3







### 5.2. Résultats individuels

	Gymnaste	Equipe	Annee					Total
1	BLOT Anais	Castelnau le lez	2003	6.9	7.9	7.9	8.3	31.0
2	LOUSTALE Anna	Castelnau le lez	2004	7.1	8.2	7.7	7.7	30.7
3	DULOU Anais	Castelnau le lez	2004	6.7	7.9	8.0	7.8	30.4
4	MAZERES MARTINEZ Laura	Perpignan	2001	7.0	8.3	6.7	8.3	30.3
	MC GROGAN Margaux	Perpignan	2001	6.6	8.1	8.0	7.6	30.3
6	DELLA SCHIAVA Iris	Uzes	2002	6.6	7.3	7.0	8.0	28.9
	DEL GRAZIA Marine	Castelnau le lez	2003	6.8	8.4	6.0	7.7	28.9
8	CAUDERLIER Lise	Perpignan	2002	6.9	8.3	6.5	6.7	28.4
9	HOMS Carla	Perpignan	2001	6.4	7.4	6.4	8.0	28.2
10	BADIE Clara	Perpignan	2001	6.4	7.5	6.2	7.6	27.7
11	KAZANDJIAN Elisa	Perpignan	2002	6.4	7.5	6.3	7.1	27.3
12	QUINONERO Margot	Uzes	2001	6.5	6.2	6.6	7.9	27.2
13	DESCOSSY Léa	Castelnau le lez	2002	6.6	6.0	7.1	7.0	26.7
14	LATIL Jade	Uzes	2001	6.7	7.1	5.5	7.2	26.5
15	REYNIER Mégane	Uzes	2002	5.5	7.2	4.8	7.2	24.7
16	DELPIERRE Carla	Uzes	2002	6.6	6.1	4.1	7.8	24.6
17	ONAT ANAELLE	Uzes	2002	5.9	6.5	3.2	6.9	22.5
18	BLANQUET Iris	Castelnau le lez	2001	0.0	0.0	0.0	0.0	0.0









## 6. MASCULIN NIVEAU5 7-10 ans . SA\_DA (individuels)

### 6.1. Résultats par équipes







	Equipe	Club							Total
1	Uzes	30--Club de gymnastique uzetia	25.2	26.8	29.2	25.2	30.2	22.2	158.8
2	Perpignan 1	66--Uscm	27.2	25.8	28.7	23.8	28.2	23.2	156.9

### 6.2. Résultats individuels







	Gymnaste	Equipe	Année							Total
1	SPAETH Werner	Uzes	2004	6.6	6.4	7.4	7.1	7.6	5.8	40.9
2	RAAS Antonin	Perpignan 1	2004	6.6	6.1	7.5	6.4	7.5	6.1	40.2
3	BEAUFORT Lucrece	Uzes	2004	6.0	7.4	7.0	5.9	7.9	5.9	40.1
4	HURARD SIMON	Uzes	2003	6.4	6.4	7.5	6.3	7.3	5.4	39.3
5	MOYEMONT Louis	Perpignan 1	2005	6.9	6.5	7.2	5.7	7.1	5.7	39.1
6	MERCADER Yann	Perpignan 1	2004	6.9	6.1	6.7	5.9	6.8	5.8	38.2
7	TALARD ALEXIS	Uzes	2003	6.1	6.6	7.2	5.9	7.2	4.9	37.9
8	GALZIN Enzo	Perpignan 1	2004	6.6	6.5	7.3	5.8	6.8	4.5	37.5
	LEGRAND Enzo	Uzes	2004	6.1	6.1	7.1	5.7	7.4	5.1	37.5
10	FOUICH Noa	Perpignan 1	2004	6.8	6.7	6.7	5.6	6.5	4.9	37.2
11	BOZZI Marcus	Perpignan 1	2004	5.4	5.4	6.5	5.5	6.6	5.6	35.0
12	GARDETTE Diégo	Uzes	2003	0.0	0.0	0.0	0.0	0.0	0.0	0.0

## 7. MASCULIN NIVEAU4 9-14 ans . SA\_DA (individuels)

### 7.1. Résultats par équipes

	Equipe	Club							Total
1	Castelnau le lez	34--GSL34.com - Castelnau le Lez	23.8	17.7	24.4	21.2	21.1	16.5	124.7
2	Uzes	30--Club de gymnastique uzetia	24.8	17.2	24.2	21.9	22.9	11.7	122.7

### 7.2. Résultats individuels







	Gymnaste	Equipe	Anne e							Total
1	BEAUFORT LEANDRE	Uzes	2000	8.2	6.7	8.3	7.4	8.2	4.2	43.0
2	MARTIN Théodore	Castelnau le lez	2004	8.2	6.3	8.1	7.1	5.6	5.9	41.2
3	BERTRAND Nicolas	Castelnau le lez	2003	8.2	5.2	8.3	7.2	7.4	4.2	40.5
4	MALTERRE Nathan	Castelnau le lez	2001	7.1	5.7	8.0	6.9	6.6	5.8	40.1
5	MARSEILLE Corentin	Uzes	2001	8.1	5.4	8.1	7.1	7.5	3.6	39.8
6	AGUERRA Sébastien	Uzes	2001	8.1	5.1	7.8	6.9	7.1	3.9	38.9
7	MENDRAS Marco	Castelnau le lez	2000	7.4	5.7	7.8	6.7	6.8	4.4	38.8
8	REFALO Baptiste	Uzes	2002	8.5	5.0	7.3	7.4	7.2	3.1	38.5
9	SCHNEIDER Florian	Castelnau le lez	1999	0.0	5.5	7.3	0.0	6.9	4.8	24.5

## 8. MASCULIN NIVEAU6 9-14 ans . SA\_DA (individuels)

### 8.1. Résultats par équipes







Equipe	Club							Total
--------	------	---	---	--	---	---	---	-------

### 8.2. Résultats individuels







	Gymnaste	Equipe	Anne e							Total
1	CABILLIC Damien *	Perpignan 1 (indiv) (indiv)	2002	4.1	6.3	5.9	5.7	6.4	5.9	34.3
2	MARQUIS Michael *	Perpignan 1 (indiv) (indiv)	2003	0.0	0.0	0.0	0.0	0.0	0.0	0.0
	FAISANS Tchéfari *	Ceret 1 (indiv) (indiv)	2001	0.0	0.0	0.0	0.0	0.0	0.0	0.0

## 9. MASCULIN NIVEAU4 11 + . SA\_DA (individuels)

### 9.1. Résultats par équipes








	Equipe	Club							Total
1	Castelnau le lez	34--GSL34.com - Castelnau le Lez	23.9	20.6	25.1	22.1	24.2	17.9	133.8
2	Laverune	34--Gymnastique foyer rural laverune	22.7	19.3	22.6	22.0	22.7	19.6	128.9

### 9.2. Résultats individuels








	Gymnaste	Equipe	Anne e							Total
1	PIOCH Guillaume	Laverune	1997	8.3	7.0	7.8	7.8	8.1	7.4	46.4
2	BEGUE Florian	Castelnau le lez	1995	6.9	7.1	8.5	7.6	8.3	6.0	44.4
3	DARMAYAN Victor	Castelnau le lez	1998	8.1	6.8	7.8	7.2	8.1	6.0	44.0
4	BARREDO David	Castelnau le lez	2001	8.1	6.5	8.3	7.2	7.8	5.1	43.0
5	MARQUES Oscar	Castelnau le lez	2002	7.7	6.7	7.6	7.3	7.7	5.6	42.6
6	TAIONI Lucien	Laverune	1998	7.2	6.1	7.5	7.1	7.4	6.2	41.5
7	BARTH Arthur	Laverune	1999	7.1	5.4	7.3	6.7	7.2	6.0	39.7
8	ROBERT Thomas	Laverune	1997	7.2	5.8	7.3	7.1	6.1	5.0	38.5
9	JOUBE Charly	Laverune	1997	6.3	6.2	6.8	5.3	6.6	5.2	36.4
10	PRADIER Vincent	Castelnau le lez	1999	0.0	6.5	8.3	0.0	7.0	5.9	27.7

## 10. MASCULIN NIVEAU6 11 + . SA\_DA (individuels)

### 10.1. Résultats par équipes








	Equipe	Club								Total
1	PERPIGNAN 5,5	USCM	28.8	30.6	27.0	27.1	28.3	25.1	166.9	
2			0.0	0.0	0.0	0.0	0.0	0.0	0.0	

### 10.2. Résultats individuels








	Gymnaste	Equipe	Anne e								Total
1	4 TOLEDANO Clement	PERPIGNAN 5,5	1997	8.0	7.9	8.3	7.2	7.5	7.1	46.0	
2	3 LOPEZ Adrien	PERPIGNAN 5,5	1997	7.8	8.3	7.8	7.1	7.3	6.7	45.0	
3	1 CARTON Alexandre	PERPIGNAN 5,5	1998	7.8	7.8	7.3	7.5	7.1	7.4	44.9	
4	1 DIEUDEGARD Celio *	PERPIGNAN (INDIVIDUEL) 5,5	2003	7.3	6.9	7.1	7.3	6.5	5.8	40.9	
5	SAGELOLI Matéo *	Ceret 1 (indiv) (indiv)	1997	6.7	5.6	7.0	6.1	7.2	6.7	39.3	
6	2 LA BOISSIERE Manuari	PERPIGNAN 5,5	1997	5.2	6.6	3.6	5.3	6.4	3.9	31.0	
7	5	PERPIGNAN 5,5	0	0.0	0.0	0.0	0.0	0.0	0.0	0.0	
	6	PERPIGNAN 5,5	0	0.0	0.0	0.0	0.0	0.0	0.0	0.0	
	1		0	0.0	0.0	0.0	0.0	0.0	0.0	0.0	
	2		0	0.0	0.0	0.0	0.0	0.0	0.0	0.0	
	3		0	0.0	0.0	0.0	0.0	0.0	0.0	0.0	
	4		0	0.0	0.0	0.0	0.0	0.0	0.0	0.0	
	5		0	0.0	0.0	0.0	0.0	0.0	0.0	0.0	
	6		0	0.0	0.0	0.0	0.0	0.0	0.0	0.0	
	2 *	PERPIGNAN (INDIVIDUEL) 5,5	0	0.0	0.0	0.0	0.0	0.0	0.0	0.0	
	3 *	PERPIGNAN (INDIVIDUEL) 5,5	0	0.0	0.0	0.0	0.0	0.0	0.0	0.0	
	4 *	PERPIGNAN (INDIVIDUEL) 5,5	0	0.0	0.0	0.0	0.0	0.0	0.0	0.0	
	5 *	PERPIGNAN (INDIVIDUEL) 5,5	0	0.0	0.0	0.0	0.0	0.0	0.0	0.0	
	6 *	PERPIGNAN (INDIVIDUEL) 5,5	0	0.0	0.0	0.0	0.0	0.0	0.0	0.0	

## 11. MASCULIN NIVEAU5 11 + . SA\_DA (individuels)

### 11.1. Résultats par équipes

	Equipe	Club								Total
1	Ceret	66--Céret gym club	29.5	28.2	30.0	27.9	31.7	31.4	178.7	





### 11.2. Résultats individuels

	Gymnaste	Equipe	Anne e								Total
1	FAISANS Junior	Ceret	1998	7.6	7.0	7.5	6.7	8.0	8.0	44.8	
2	CASANOVA Lucas	Ceret	1998	7.4	7.1	7.6	6.9	7.8	7.6	44.4	
3	DELARD Vincent	Ceret	1998	7.3	6.8	7.1	7.2	8.1	7.8	44.3	
4	EVAIN Antoine	Ceret	1994	7.0	7.3	6.8	7.1	7.6	7.9	43.7	
5	D'ANCONA Thomas	Ceret	1998	7.2	4.9	7.3	6.6	7.2	6.0	39.2	
6	BORRELL Quentin	Ceret	1998	0.0	6.0	7.6	0.0	7.8	7.7	29.1	





**Résultats de la compétition**  
*regional féminin N6 et + Masculin*  
**LAVERUNE**  
**5 et 6 avril 2014**

# 1. FEMININ NIVEAU6 7-10 ans . SA\_DA (individuels)

## 1.1. Résultats par équipes

	Equipe	Club					Total
1	Castelnau le lez 1	34--GSL34.com - Castelnau le Lez	27.2	29.1	29.5	29.9	115.7
2	Nimes Costieres	30--Gym nimes costieres	27.3	26.4	30.1	30.7	114.5
3	Clapiers	34--Gymnastique Artistique Clapieroise	25.1	27.8	30.0	30.2	113.1
4	Uzes	30--Club de gymnastique uzetia	26.8	26.3	29.4	30.2	112.7
5	Perpignan	66--Uscm	26.7	27.4	28.8	28.9	111.8
6	Mende	48--Atout sportmendois	26.2	23.8	28.7	29.5	108.2
7	Castelnau le lez 2	34--GSL34.com - Castelnau le Lez	22.1	29.2	26.7	28.3	106.3
8	Castelnau le lez 3	34--GSL34.com - Castelnau le Lez	21.0	25.8	27.5	26.1	100.4
9	St Chély	48--Gym club barraban	16.2	19.8	21.4	22.8	80.2

## 1.2. Résultats individuels

	Gymnaste	Equipe	Annee					Total
1	BRISEDoux Hina	Castelnau le lez 1	2005	6.9	7.8	7.3	7.5	29.5
	MOISY Lola	Nimes Costieres	2003	6.9	7.2	7.6	7.8	29.5
3	CLOITRE Camille	Clapiers	2003	6.6	6.9	7.6	7.8	28.9
4	QUINONERO Ninon	Uzes	2004	6.7	6.8	7.5	7.8	28.8
5	NOYER Emilie	Castelnau le lez 1	2005	6.5	7.0	7.6	7.6	28.7
6	ARANTES Anaëlle	Castelnau le lez 1	2006	6.9	6.8	7.2	7.5	28.4
7	LIMA Carine	Perpignan	2003	6.7	7.1	7.6	6.9	28.3
8	MASEGOSA Lou	Castelnau le lez 1	2006	6.7	7.2	7.4	6.9	28.2
	PEREZ Chloé	Castelnau le lez 2	2004	5.7	7.5	7.5	7.5	28.2
10	NAUROY Bonnie	Nimes Costieres	2004	6.9	7.3	6.5	7.4	28.1
11	DENAULES Emilie	Uzes	2003	6.7	6.9	7.3	7.1	28.0
	CANO Alice	Castelnau le lez 1	2005	6.7	7.1	6.9	7.3	28.0
	PORWIT Pauline	Nimes Costieres	2003	6.8	5.6	7.8	7.8	28.0
14	MORGADO Daniela	Perpignan	2003	6.7	6.9	7.2	7.1	27.9
	PACULL VILLA Cyrielle	Perpignan	2003	6.6	6.9	7.0	7.4	27.9
	VILLEGAS Leane	Clapiers	2005	6.3	7.2	7.0	7.4	27.9
17	CLERGUE Ines	Clapiers	2003	6.6	6.6	7.2	7.3	27.7
18	VERDELHAN Emma	Clapiers	2004	5.6	7.1	7.7	7.2	27.6
19	MALTERRE Gabrielle	Castelnau le lez 2	2005	5.6	7.9	6.7	7.3	27.5
20	AMIGUAS Lina	Perpignan	2004	6.7	6.5	7.0	7.1	27.3
	GEVAUDAN Mathlde	Uzes	2005	6.5	6.4	7.3	7.1	27.3
22	HERIZI Imane	Nimes Costieres	2004	5.7	6.3	7.5	7.6	27.1
	SUBE Loane	Clapiers	2003	5.6	6.4	7.5	7.6	27.1
24	HENNERON MEYLINE	St Chély	2004	5.6	6.1	7.3	7.9	26.9
	ROBERT DUBOIS Camille	Mende	2004	6.6	6.1	6.8	7.4	26.9
26	PONCET Julie	Uzes	2003	6.7	5.2	7.3	7.6	26.8
	CHAPIRON Clothilde	Castelnau le lez 3	2004	5.5	7.7	7.1	6.5	26.8
28	BOUQUET Romane	St Chély	2004	5.2	7.1	6.8	7.6	26.7
	BENHAYOUN Loane	Nimes Costieres	2005	6.7	5.5	7.1	7.4	26.7
30	CHAYROUSSE Laurine	St Chély	2004	5.4	6.6	7.3	7.3	26.6
31	GARCIA Luna	Mende	2003	6.2	6.3	6.7	7.3	26.5
32	PARIS Charline	Nimes Costieres	2003	6.4	5.0	7.2	7.5	26.1
	BLANC Rosie	Mende	2003	6.6	4.6	7.7	7.2	26.1







34	NIANE Oumy	Mende	2003	5.9	6.3	6.7	7.1	26.0
35	COTTRET Salomé	Castelnau le lez 3	2005	5.5	6.7	6.8	6.9	25.9
36	LHOSTE Noee	Clapiers	2004	5.6	5.8	7.0	7.4	25.8
	CUMINAL Amelie	Mende	2003	6.8	4.4	7.1	7.5	25.8
38	KALLOUA Nasma	Uzes	2005	5.4	6.2	6.4	7.4	25.4
39	AMAT Manon	Castelnau le lez 2	2004	5.4	7.2	6.0	6.7	25.3
	LAURENS Amelie	Mende	2003	5.8	5.1	7.1	7.3	25.3
41	BOFILL Laura	Perpignan	2004	5.6	5.5	6.8	7.3	25.2
	GIBAUT Inessa	Castelnau le lez 2	2004	5.3	6.6	6.5	6.8	25.2
43	LOUVEAU Alice *	Mende 1 (indiv) (indiv)	2003	6.4	4.7	6.6	7.2	24.9
44	SIDOS Margot	Castelnau le lez 3	2005	4.9	5.8	6.9	6.6	24.2
45	LARROQUE Margot	Castelnau le lez 2	2004	5.4	5.6	6.0	6.5	23.5
	PASTORI Juliette	Castelnau le lez 3	2005	5.1	5.6	6.7	6.1	23.5
47	SCHAFF Lylou	Uzes	2004	6.7	0.0	6.6	7.4	20.7
48	O ' SULLIVAN Iona	Perpignan	2003	0.0	0.0	0.0	0.0	0.0
	ACCARIES Maelys	Castelnau le lez 3	2006	0.0	0.0	0.0	0.0	0.0

## 2. FEMININ NIVEAU6 9-12 ans . SA\_DA (individuels)

### 2.1. Résultats par équipes

	Equipe	Club					Total
1	Bedarieux 1	34--Ass club athletique bedaricien gym	27.9	29.1	29.6	30.4	117.0
	St Estève	66--Gym club st esteve	26.8	30.2	29.2	30.8	117.0
3	Cabestany	66--Coc gymnastique	27.4	29.0	28.9	31.5	116.8
4	Perpignan	66--Uscm	27.8	30.4	29.1	29.3	116.6
5	Nimes Costieres	30--Gym nimes costieres	26.8	26.6	29.8	28.9	112.1
6	Pignan	34--Ass club gym choc	23.8	29.2	28.2	30.6	111.8
7	Bedarieux 2	34--Ass club athletique bedaricien gym	23.5	27.2	29.0	28.9	108.6
8	Marvejols	48--Gymnastique sportive marvejolaise	22.5	23.7	24.8	26.1	97.1





### 2.2. Résultats individuels

	Gymnaste	Equipe	Annee					Total
1	CARRERE Lisa	St Estève	2001	7.3	7.8	7.8	8.1	31.0
2	MORGADO Cristiana	Perpignan	2001	7.2	7.2	8.0	7.7	30.1
3	CHALMIN Carla	Cabestany	2002	7.0	7.7	7.2	7.9	29.8
4	CADENAT Faustine	Bedarieux 1	2004	6.9	7.3	7.8	7.7	29.7
5	CUTILLAS AnaÈle	Bedarieux 1	2004	6.9	7.2	7.7	7.8	29.6
6	BLANCHARD Romane	Cabestany	2002	7.3	6.7	7.3	7.9	29.2
7	HERVIER Andréa	Perpignan	2002	7.5	6.8	7.1	7.7	29.1
	ROUGÉ Jade	Bedarieux 1	2002	6.7	7.4	7.1	7.9	29.1
9	BOMTEMPS Elise	Pignan	2001	6.2	7.5	7.2	7.9	28.8
10	CHAILA Chloe	Nimes Costieres	2002	6.8	6.3	7.8	7.7	28.6
	PRUFER Sacha	Bedarieux 2	2002	6.3	7.2	7.3	7.8	28.6
	TEIXIDO Flora	St Estève	2002	6.8	7.3	7.1	7.4	28.6
13	GARCERIES Oceane	Perpignan	2001	6.4	8.1	7.1	6.9	28.5
	DEFAUX Margot	Cabestany	2001	6.3	7.0	7.2	8.0	28.5
15	DELLOUVE Chloé	Pignan	2003	5.7	7.4	7.2	8.0	28.3
16	MOYEMONT Flavie	Perpignan	2001	6.7	7.7	6.9	6.9	28.2
	IMBERN Chloe	St Estève	2001	6.7	7.4	6.8	7.3	28.2
18	GOUILLART Lisa	Nimes Costieres	2002	6.7	7.1	7.0	7.3	28.1
19	GUYET Charlyne	St Estève	2001	5.1	7.7	7.0	8.0	27.8
20	CARN Mélissa	Cabestany	2003	6.3	7.0	6.9	7.5	27.7
	POUGIN Ambre	Bedarieux 1	2002	7.1	7.2	7.0	6.4	27.7
22	SOLTANI Camelia	Nimes Costieres	2001	6.6	6.4	7.4	7.0	27.4
23	CARRIERE Chloé	Perpignan	2001	6.0	7.4	6.9	7.0	27.3
24	BROCARD Carla	Bedarieux 2	2002	6.2	6.4	7.2	7.4	27.2
25	DESGRANGES Jeanne	Pignan	2002	6.1	6.9	6.7	7.4	27.1
26	ARRIGONI Mahaut	Cabestany	2002	6.8	6.1	6.4	7.7	27.0
	CASSAN Marion	Pignan	2001	5.7	7.4	6.7	7.2	27.0
28	PEREZ Aurelie	St Estève	2003	5.7	7.0	7.3	6.9	26.9
29	AGULLO MaËllys	Bedarieux 1	2002	7.0	6.3	6.5	7.0	26.8
	BLANCK Emilie	Pignan	2002	5.8	6.6	7.1	7.3	26.8
31	GUYET Alycia	St Estève	2001	6.0	6.6	6.4	7.0	26.0





32	CHILLARD Jeanne	Bedarieux 2	2002	5.9	6.2	7.0	6.7	25.8
	DORNON Taïna	Bedarieux 2	2004	5.1	6.7	7.1	6.9	25.8
34	BLANC Celia	Bedarieux 1	2002	6.6	6.1	6.1	6.8	25.6
35	AUBAGNAC Salomé	Bedarieux 2	2002	5.1	6.2	7.4	6.8	25.5
	BAL Moïra	Bedarieux 2	2004	4.9	6.9	7.1	6.6	25.5
37	VIGNE Coline	Marvejols	2002	6.3	6.0	5.8	7.1	25.2
38	MARTI Shanne *	Cabestany 1 (indiv) (indiv)	2002	5.2	5.9	6.8	7.1	25.0
39	PERROT Chloe	Nimes Costieres	2002	4.6	5.7	7.6	6.9	24.8
40	ROUSSET Chloé	Marvejols	2001	5.8	6.6	6.5	5.7	24.6
41	LELIEVRE Rosalie	Nimes Costieres	2004	6.2	5.6	6.1	6.3	24.2
42	FONTANILLES Mélany	Marvejols	2002	4.9	5.6	6.5	6.6	23.6
43	KPAKPO Nyah *	St Estève 1 (indiv) (indiv)	2002	4.4	6.4	6.2	6.4	23.4
44	DARBON Marine	Perpignan	2002	6.0	6.5	5.7	5.0	23.2
45	RODRIGUES Estelle	Marvejols	2001	5.3	5.4	6.0	6.2	22.9
46	RIUS Kenza *	Bedarieux 2 (indiv) (indiv)	2004	4.6	5.5	6.2	6.4	22.7
47	BONNEMAIRE CLARA	Marvejols	2002	5.1	5.5	5.4	6.2	22.2
48	PETITCOLIN Clémence	Cabestany	2002	0.0	7.3	7.2	7.1	21.6
49	SOLTANI Chahineze	Nimes Costieres	2001	6.7	6.8	6.6	0.0	20.1
50	CASTAN Cloé	Marvejols	2003	0.0	0.0	0.0	0.0	0.0

### 3. FEMININ NIVEAU3 11 + . SA\_DA (individuels)

#### 3.1. Résultats par équipes





	Equipe	Club					Total
1	Clapiers	34--Gymnastique Artistique Clapieroise	21.8	24.8	25.7	26.3	98.6
2	Uzes	30--Club de gymnastique uzetia	21.9	24.7	25.0	26.3	97.9
3	Castelnau le lez	34--GSL34.com - Castelnau le Lez	20.8	25.4	24.8	25.5	96.5

#### 3.2. Résultats individuels





	Gymnaste	Equipe	Annee					Total
1	LACHAUD Lola	Clapiers	1996	7.8	8.9	8.6	9.1	34.4
2	REFALO Julie	Uzes	1998	7.2	8.9	8.5	8.9	33.5
3	DESACHY Marion	Clapiers	1997	7.6	8.2	8.5	8.7	33.0
4	FORTO Léa	Uzes	1996	7.0	8.5	8.7	8.6	32.8
5	CAMU Julie	Castelnau le lez	1996	6.9	8.4	8.4	8.4	32.1
6	GALLIX Jeanne	Castelnau le lez	1998	6.7	8.5	7.8	8.8	31.8
7	HERING Lauren	Uzes	1994	7.6	7.3	7.7	8.8	31.4
8	DAGES Melanie	Clapiers	1994	6.4	7.7	8.6	8.5	31.2
9	GIANI Blandine	Castelnau le lez	1997	6.5	8.5	8.6	7.5	31.1
10	PAGES Léa	Castelnau le lez	1995	7.2	8.2	7.2	8.3	30.9
11	GALTIER Lucinda	Uzes	2000	7.1	7.0	7.8	8.4	30.3
12	GROUSSET Mathilde *	Castelnau le lez 1 (indiv) (indiv)	1997	6.1	6.9	4.6	7.7	25.3
13	MULLER Camille	Castelnau le lez	1996	0.0	4.2	4.4	0.0	8.6
14	LANCEZEUX Chloe	Clapiers	1994	0.0	0.0	0.0	0.0	0.0

## 4. FEMININ NIVEAU4 11 + . SA\_DA (individuels)

### 4.1. Résultats par équipes

	Equipe	Club					Total
1	Pignan	34--Ass club gym choc	20.3	26.9	26.1	25.2	98.5
2	Bedarieux	34--Ass club athletique bedaricien gym	20.8	26.0	24.5	24.1	95.4
3	Perpignan	66--Uscm	21.5	25.2	24.8	23.4	94.9
4	Cabestany	66--Coc gymnastique	21.7	23.9	23.9	24.5	94.0
	Mende 2	48--Atout sportmendois	21.3	24.3	24.0	24.4	94.0
6	Laverune 2	34--Gymnastique foyer rural laverune	22.4	23.3	24.3	23.0	93.0
7	Mende 1	48--Atout sportmendois	20.3	23.6	21.7	23.1	88.7
8	Clapiers	34--Gymnastique Artistique Clapieroise	20.8	21.9	22.9	22.3	87.9
9	Uzes	30--Club de gymnastique uzetia	20.1	17.6	23.1	23.2	84.0
10	Laverune 1	34--Gymnastique foyer rural laverune	20.1	17.2	23.4	22.2	82.9





### 4.2. Résultats individuels

	Gymnaste	Equipe	Annee					Total
1	PONGA Rosette cassandra	Cabestany	2002	7.5	8.9	7.9	8.5	32.8
2	WAY Maureen	Pignan	1996	6.8	8.9	8.6	8.3	32.6
3	LIBON Lelia	Bedarieux	1994	7.0	8.9	7.7	8.2	31.8
4	MONFROY Wendy	Perpignan	1996	7.2	8.2	8.6	7.7	31.7
5	ARCHIMBAUD Marie	Bedarieux	2001	7.0	8.7	7.8	8.0	31.5
6	RONCERO AUREORE	Perpignan	1998	7.1	8.4	8.1	7.7	31.3
7	LANDRIVON Margo	Mende 2	1997	6.5	8.4	8.2	8.1	31.2
	REVEL Juliette	Mende 2	1997	7.3	7.2	8.1	8.6	31.2
9	WAECKERLE Charlene	Bedarieux	1998	6.8	8.4	8.0	7.9	31.1
10	MILIAN Celia	Laverune 2	1995	7.3	7.7	8.4	7.5	30.9
11	PRADELS Justine	Laverune 2	1995	7.4	7.5	8.0	7.9	30.8
12	RONCERO MARINE	Perpignan	2000	6.9	8.6	7.8	7.3	30.6
	ROFES Chloë	Cabestany	1996	7.3	7.5	8.0	7.8	30.6
	PRADIER Charlene	Laverune 2	1990	7.0	8.1	7.9	7.6	30.6
15	CHIRON Mona	Pignan	1998	7.1	8.8	7.2	7.2	30.3
16	BOUTET Jade	Mende 2	1997	6.9	8.7	7.1	7.3	30.0
17	GAUTRON Cleo	Clapiers	1994	7.0	8.1	7.4	7.4	29.9
	SIRVINS Charlene	Mende 1	1995	6.6	8.3	7.4	7.6	29.9
19	LOPEZ Marie	Perpignan	1994	7.2	6.4	8.1	8.0	29.7
	MOUA NEDELLEC Rose eva	Cabestany	1999	6.9	7.4	7.5	7.9	29.7
21	AMBARA Chloe	Clapiers	1997	6.6	8.3	7.1	7.2	29.2
22	DUBEDAT Linon	Pignan	1996	6.2	6.1	8.6	8.1	29.0
	JAFFUEL Cynthia	Mende 1	2000	6.9	7.0	7.1	8.0	29.0
	SIRVINS Merine	Mende 1	2001	6.5	8.3	6.7	7.5	29.0
25	MARREL Elisa	Uzes	2000	6.8	6.6	6.9	8.0	28.3
26	ANDREO Manon	Laverune 1	1996	7.2	5.4	7.7	7.8	28.1
27	DEDIEU Alexandra	Mende 1	1993	6.8	6.8	7.2	6.9	27.7
28	ROULET Emilie	Uzes	1990	6.2	5.2	8.4	7.7	27.5





	ABELLAN -LOIRETTE Sara	Laverune 1	1989	6.7	7.5	6.8	6.5	27.5
	ZINZEN Sophie	Bedarieux	1980	6.8	7.4	5.5	7.8	27.5
31	ANGILELLA Camille	Clapiers	1995	6.6	5.5	7.6	7.2	26.9
	VIDAL Julie	Pignan	1991	0.0	9.2	8.9	8.8	26.9
33	BRAGER Emilie	Uzes	1997	6.5	5.8	7.4	7.1	26.8
34	BOUQUET Mathilde	Mende 2	1996	7.1	3.4	7.7	7.7	25.9
35	MARREL Julia	Uzes	1998	6.8	4.0	7.3	7.5	25.6
36	GENOT Tiffany	Laverune 2	1993	7.7	4.4	5.8	7.2	25.1
37	DOUZI Elodie	Clapiers	1991	6.8	2.4	7.9	7.7	24.8
38	ZEKRI Jade	Cabestany	1998	0.0	7.5	8.0	8.1	23.6
39	TARAIRE Ophelie	Laverune 2	1995	6.7	2.4	6.8	6.4	22.3
	SEYED Alice	Clapiers	1998	7.0	1.6	7.3	6.4	22.3
41	CARMINATI Lina	Laverune 1	1995	6.2	4.3	5.0	6.4	21.9
42	CARDONA Aurelie	Laverune 1	1989	5.4	3.4	6.1	6.5	21.4
43	DETRAU CHARLOTTE	Perpignan	1997	6.9	6.6	6.9	0.0	20.4
44	BANSARD Lucile	Laverune 1	1991	0.0	0.0	8.9	7.9	16.8
45	BOUTHIER Ambre	Pignan	1996	6.4	3.2	6.8	0.0	16.4
46	TAILLEUR Florine	Bedarieux	1996	0.0	7.2	8.7	0.0	15.9
47	SANCHEZ Ophelie	Uzes	1995	0.0	0.0	0.0	0.0	0.0

## 5. FEMININ NIVEAU4 9-14 ans . SA\_DA (individuels)

### 5.1. Résultats par équipes





	Equipe	Club					Total
1	Castelnau le lez	34--GSL34.com - Castelnau le Lez	20.4	25.1	26.5	26.2	98.2
2	Clapiers	34--Gymnastique Artistique Clapieroise	19.8	24.8	24.8	25.8	95.2
3	Perpignan	66--Uscm	20.9	24.0	22.7	25.6	93.2

### 5.2. Résultats individuels





	Gymnaste	Equipe	Annee					Total
1	BERNARD Maeva	Castelnau le lez	2001	6.6	9.0	8.7	9.0	33.3
2	VERDELHAN Elisa	Clapiers	2001	7.3	8.3	8.2	8.9	32.7
3	SIBADE Margaux	Castelnau le lez	2001	6.9	8.1	8.8	8.8	32.6
4	RICHOME Caroline	Castelnau le lez	2000	6.7	8.0	8.6	8.3	31.6
5	FARISSIER Lisa marie	Castelnau le lez	2002	6.8	8.0	9.0	7.6	31.4
	DEGOULANGE Estelle	Clapiers	1999	6.6	8.2	8.2	8.4	31.4
7	BRETAGNE Marine	Clapiers	1999	5.9	8.2	8.4	8.5	31.0
8	MOLINA Lisa	Perpignan	2000	6.7	8.2	7.0	8.5	30.4
	VARAEZ Nadège	Perpignan	1999	7.1	8.2	6.9	8.2	30.4
10	AMIGUAS Marie	Perpignan	1999	7.1	5.7	8.4	8.9	30.1
11	MOUSSAVI Yasmine	Castelnau le lez	2000	5.9	7.6	8.1	8.4	30.0
12	CARBASSE Célia	Perpignan	2000	6.4	7.6	7.3	7.2	28.5
13	LAZERGES Louise	Clapiers	2000	0.0	7.0	6.7	0.0	13.7
14	ANGILELLA Ambre	Clapiers	2001	0.0	8.3	0.0	0.0	8.3
15	RONCERO Marine	Perpignan	2000	0.0	0.0	0.0	0.0	0.0

## 6. FEMININ NIVEAU6 11 + . SA\_DA (individuels)

### 6.1. Résultats par équipes

	Equipe	Club					Total
1	Cabestany	66--Coc gymnastique	26.6	30.7	30.0	30.3	117.6
2	Vauvert	30--Vauvert energym club	26.8	28.8	29.4	29.6	114.6
3	St Chély	48--Gym club barraban	27.2	29.7	27.4	30.2	114.5
4	Perpignan	66--Uscm	23.6	27.4	28.9	29.7	109.6
5	Ceret	66--Céret gym club	22.0	26.4	27.9	29.7	106.0
6	Clapiers	34--Gymnastique Artistique Clapieroise	21.9	26.4	28.0	27.7	104.0
7	Montpellier MUC	34--MUC GYM	24.7	23.8	26.7	27.7	102.9
8	Marvejols	48--Gymnastique sportive marvejolaise	16.5	26.3	28.8	27.6	99.2
9	Laverune	34--Gymnastique foyer rural laverune	16.8	20.5	20.4	20.1	77.8
10	St Estève	66--Gym club st esteve	0.0	0.0	0.0	0.0	0.0

### 6.2. Résultats individuels




	Gymnaste	Equipe	Annee					Total
1	MEYNIER Olivia	St Chély	2002	7.0	8.3	7.4	8.2	30.9
2	BENMAHNANE Inès	Cabestany	1998	6.9	7.8	7.6	7.6	29.9
3	LABRUYÈRE Léa	Vauvert	1999	7.3	7.7	7.4	7.3	29.7
4	CEBRIAN Léa	Perpignan	1995	6.0	7.8	7.7	8.1	29.6
5	BOISSONNADE Camille	Cabestany	2000	6.5	7.5	7.4	7.7	29.1
6	CARRICO Alexia	Cabestany	1998	6.6	7.5	7.4	7.5	29.0
7	PHILIPPE Eléonore	Cabestany	1997	6.6	7.6	7.6	7.1	28.9
8	NEVEJANS Salomé	Cabestany	2000	6.0	7.8	7.0	7.5	28.3
9	LAUDE Nathanaelle	Vauvert	1998	7.3	6.3	7.1	7.5	28.2
10	BRESSON Chloe	Clapiers	1999	6.3	7.5	7.2	6.8	27.8
11	LOISON Aurore	Vauvert	1999	6.2	7.0	7.1	7.3	27.6
12	SOULAGE Laurie	Vauvert	2000	6.0	6.8	7.8	6.9	27.5
	NEUBAUER Laura	Ceret	1998	5.5	7.2	7.2	7.6	27.5
14	MAUGEAIS Ninon	Clapiers	2000	5.7	7.0	7.5	7.1	27.3
15	DALLE Léna	St Chély	2000	7.0	7.1	6.2	6.9	27.2
	ISERN Cloé	Vauvert	1998	5.5	7.3	6.9	7.5	27.2
17	BREMOND Célia	Marvejols	1998	5.4	7.2	6.8	7.5	26.9
18	TEISSÈDRE Marine	St Chély	2001	6.7	7.3	5.5	7.1	26.6
	MARTINEZ Lisa	Montpellier MUC	2000	6.3	5.8	7.0	7.5	26.6
	AGUILAR Sonia	Ceret	1999	5.5	6.0	7.5	7.6	26.6
21	ESTIVAL Sarah	Laverune	1997	5.7	7.2	7.0	6.6	26.5
22	BRECHET Elsa	St Chély	1999	5.0	7.0	6.7	7.6	26.3
	BRUNET Solène	St Chély	2001	6.5	5.6	7.1	7.1	26.3
24	JUBAL Clementine	Perpignan	1998	6.0	6.0	6.7	7.5	26.2
	GUILLAUME Emma	Cabestany	1999	6.3	7.2	6.1	6.6	26.2
26	REBUT Salomé	Ceret	1999	5.4	6.4	6.8	7.5	26.1
27	JORAND Elodie	Laverune	1995	5.6	6.6	6.8	7.0	26.0
28	DESFONTAINES Flavie	Perpignan	1999	6.0	6.8	6.3	6.7	25.8
29	FUENTES Marianne	Marvejols	1999	5.6	6.3	7.2	6.6	25.7
30	ESCODA Céline	Ceret	1996	5.6	6.8	6.1	7.0	25.5
31	VIANEY Marie	Laverune	1997	5.5	6.7	6.6	6.5	25.3







	MARIE Olivia	St Chély	1999	5.3	6.6	6.1	7.3	25.3
33	BAUER Eva	Montpellier MUC	1997	5.9	6.2	6.6	6.4	25.1
	BRETON Liliah	Montpellier MUC	1999	6.4	6.3	6.0	6.4	25.1
35	ESCRIBANO Inès	Marvejols	1999	5.5	5.8	7.4	6.3	25.0
36	BENKIRANE Alice	Montpellier MUC	2000	6.1	4.9	6.5	7.4	24.9
37	COGONI Louna	Clapiers	2002	4.6	5.9	7.4	6.9	24.8
38	PALMADE Honorine	Perpignan	1996	5.6	5.9	7.0	6.1	24.6
39	RAVOUX Camille	Montpellier MUC	1999	5.9	5.5	6.6	6.3	24.3
40	JUANES Clara	Clapiers	2001	5.3	6.0	5.9	6.9	24.1
41	DELMONTE Lénie	Ceret	1999	5.3	4.9	6.4	6.8	23.4
42	ROUGE Emmanuelle	Perpignan	1992	5.6	5.8	5.1	6.8	23.3
43	BRILLET Elodie	Perpignan	1997	0.0	6.8	7.5	7.3	21.6
	GUILLAUD Léna	Marvejols	1999	0.0	7.0	7.4	7.2	21.6
45	THIOT Luoisia *	St Chély 1 (indiv) (indiv)	1998	5.5	3.2	5.9	6.9	21.5
46	JOLIVET Margaux	Laverune	1996	0.0	0.0	0.0	0.0	0.0
	POUJOL Marine	Clapiers	1998	0.0	0.0	0.0	0.0	0.0
	MORVILLIERS Camille	Montpellier MUC	1997	0.0	0.0	0.0	0.0	0.0
	PAILLERET Léa	Marvejols	1999	0.0	0.0	0.0	0.0	0.0
	PIGEAULT Naomi	Marvejols	1997	0.0	0.0	0.0	0.0	0.0
	MICHEZ Manon	Ceret	1997	0.0	0.0	0.0	0.0	0.0
	DEULOFEU Marjorie	St Estève	1995	0.0	0.0	0.0	0.0	0.0
	MENARD Mélanie	St Estève	1995	0.0	0.0	0.0	0.0	0.0
	NAYROLES Jessie	St Estève	1996	0.0	0.0	0.0	0.0	0.0
	VERDY BARE Mathilde	St Estève	1996	0.0	0.0	0.0	0.0	0.0

## 7. FEMININ NIVEAU6 9-14 ans . SA\_DA (individuels)

### 7.1. Résultats par équipes

	Equipe	Club					Total
1	St Estève	66--Gym club st esteve	27.5	30.5	28.9	29.7	116.6
2	Cabestany	66--Coc gymnastique	28.0	29.7	28.4	30.2	116.3
3	Clapiers	34--Gymnastique Artistique Clapieroise	25.7	30.2	28.6	31.2	115.7
4	Montpellier MUC	34--MUC GYM	27.4	28.2	30.3	29.1	115.0
5	Ceret	66--Céret gym club	26.1	28.3	29.7	30.3	114.4
6	Pignan	34--Ass club gym choc	24.8	29.3	29.5	29.9	113.5
7	Bram	11--Assoc.sportive La Patriote Bram	24.8	28.7	29.3	29.4	112.2
8	Marvejols	48--Gymnastique sportive marvejolaise	26.8	29.9	26.5	28.0	111.2
9	Sivom	34--Sivom les sablieres	24.2	28.7	24.9	27.8	105.6
10	Laverune	34--Gymnastique foyer rural laverune	21.3	27.2	28.6	27.5	104.6
11			0.0	0.0	0.0	0.0	0.0





### 7.2. Résultats individuels

	Gymnaste	Equipe	Annee					Total
1	GUITART Johana	Cabestany	2002	7.6	7.5	7.5	7.7	30.3
	BASSO Alexia	St Estève	2000	7.1	7.8	7.4	8.0	30.3
3	CASANOVA Lizzy	Ceret	2001	6.8	7.8	7.6	7.9	30.1
4	POUJOL Anais	Clapiers	2002	7.5	7.3	7.1	7.9	29.8
5	ELHILALI Mariah	Montpellier MUC	2001	7.0	7.4	7.5	7.6	29.5
6	MUNUERA Marine	Marvejols	2003	6.9	7.9	7.7	6.8	29.3
7	CROUZET Laurie	Laverune	2001	6.8	7.1	7.6	7.6	29.1
	DUSSERT Carla	Montpellier MUC	2001	6.7	7.0	7.8	7.6	29.1
9	RIGOLLET Emilie	Clapiers	1999	6.4	8.0	6.7	7.7	28.8
10	DEGRE Océane	Bram	1999	5.8	7.9	7.6	7.3	28.6
	MIQUEL Tiffany	St Estève	1999	6.8	7.8	7.1	6.9	28.6
12	MARTIN Théana	Cabestany	2001	6.5	7.4	7.0	7.6	28.5
	CAMBOULAS Lara	Pignan	2000	6.2	7.2	7.1	8.0	28.5
	LAURIA Marina	Sivom	2004	5.7	7.8	7.3	7.7	28.5
15	VALES Candice	Clapiers	1999	6.0	7.2	7.1	8.0	28.3
16	RANC Axelle	Cabestany	2002	6.4	7.8	6.9	7.1	28.2
	CHAVANIEU Mahaud	Montpellier MUC	2000	6.6	7.1	7.8	6.7	28.2
	TARBOURIECH Clara	Pignan	2001	6.1	7.3	7.3	7.5	28.2
19	RASCALOU Laurie	Laverune	2001	7.4	6.7	6.9	7.0	28.0
	TARBOURIECH Carrie	Pignan	2000	6.2	7.2	7.1	7.5	28.0
	OULABBI Salma	Marvejols	2002	7.2	7.3	5.9	7.6	28.0
	HEWITT Olivia	Ceret	2001	6.6	7.1	7.0	7.3	28.0
23	VANTYGHEN Océane	Cabestany	2000	6.3	7.0	7.0	7.6	27.9
24	VERT Juliette	Pignan	2000	6.3	7.6	7.4	6.5	27.8
25	BICHON Sarah	Bram	1999	6.0	7.3	7.2	7.2	27.7
	PEARSON Lauren	Montpellier MUC	1999	6.8	6.7	7.2	7.0	27.7
27	CARBOU Laure	Bram	2000	6.7	6.7	7.4	6.8	27.6
	WINCKEL Mœe	Ceret	2003	6.4	6.9	7.7	6.6	27.6
29	DELMAS Manon	Cabestany	2001	7.5	6.8	5.9	7.3	27.5





30	BERNABE Chloe	St Estève	2000	5.8	7.1	6.6	7.9	27.4
31	MEJEAN Agathe	Bram	1999	6.0	6.8	6.6	7.8	27.2
	VOLDOIRE Julie	Ceret	2001	6.3	6.2	7.1	7.6	27.2
33	EZZAOUYA Emma	Montpellier MUC	2001	6.6	6.7	7.0	6.8	27.1
	FRANQUET Manon	St Estève	1999	6.7	7.5	6.8	6.1	27.1
35	NAYRAL Lea	Clapiers	2002	5.8	6.5	7.1	7.6	27.0
	JOVER-PUNZANO MIRIAM	Ceret	1999	6.1	6.5	6.9	7.5	27.0
37	CESARONI Lily	Montpellier MUC	2001	6.9	6.0	7.1	6.9	26.9
	CORMIER Leila	Pignan	2001	5.5	6.8	7.7	6.9	26.9
39	GERMAIN Thea	Laverune	2001	7.1	7.1	6.6	6.0	26.8
	GAMBIER Maïlys	Marvejols	2003	6.8	6.9	5.9	7.2	26.8
41	VINCENT Louise	St Estève	2001	6.3	7.4	6.1	6.9	26.7
42	ALLIES Julie	Sivom	2001	7.1	7.3	5.6	6.6	26.6
	ROGNON Marine	St Estève	2000	6.9	6.1	7.6	6.0	26.6
44	SAN NICOLAS Alix *	Cabestany 1 (indiv) (indiv)	2002	5.7	6.7	6.8	7.0	26.2
	NOLLEVALLE LLORET Lauren	Cabestany	2001	6.2	6.6	6.4	7.0	26.2
46	LEPRON Clara	Clapiers	2002	5.6	7.7	7.3	5.5	26.1
47	ESCOBAR Leelou	Marvejols	2004	5.7	7.8	6.1	6.4	26.0
	FAISANS Radha	Ceret	2000	6.3	5.1	7.3	7.3	26.0
49	MARTY Carole-ann	Marvejols	2000	5.9	6.8	6.8	6.2	25.7
50	ANDRE Eloïse	Bram	2000	6.1	5.1	7.1	7.1	25.4
	CANTAU Manon	Sivom	2002	5.5	6.4	6.3	7.2	25.4
52	LEVEQUE Lola	Sivom	2000	5.9	7.2	5.7	6.3	25.1
53	LAMAGERE Alizee	Laverune	2001	0.0	5.6	7.5	6.9	20.0
54	ROFFAT ABELLAN Romane	Laverune	2000	0.0	6.3	0.0	0.0	6.3
55	NOGUERO Célia	Sivom	2000	0.0	0.0	0.0	0.0	0.0
	JOVER--PUNZANO Miriam *	Ceret 1 (indiv) (indiv)	1999	0.0	0.0	0.0	0.0	0.0
	1		0	0.0	0.0	0.0	0.0	0.0
	2		0	0.0	0.0	0.0	0.0	0.0
	3		0	0.0	0.0	0.0	0.0	0.0
	4		0	0.0	0.0	0.0	0.0	0.0
	5		0	0.0	0.0	0.0	0.0	0.0
	6		0	0.0	0.0	0.0	0.0	0.0

## 8. FEMININ NIVEAU1 11 + . SA\_DA (individuels)

### 8.1. Résultats par équipes





	Equipe	Club					Total
1	Castelnau le lez	34--GSL34.com - Castelnau le Lez	23.6	23.2	24.3	24.1	95.2

### 8.2. Résultats individuels

	Gymnaste	Equipe	Annee					Total
1	BARREDO Laura	Castelnau le lez	1998	7.7	7.1	8.6	7.9	31.3
2	MORET Charlène	Castelnau le lez	1998	7.5	8.1	8.0	7.6	31.2
3	SIBADE Mathilde	Castelnau le lez	1993	8.3	8.0	7.7	7.1	31.1
4	PEREZ Laetitia	Castelnau le lez	1996	7.6	5.3	6.5	8.6	28.0
5	ROUSSELLE Selma	Castelnau le lez	1997	0.0	0.0	0.0	0.0	0.0

## 9. FEMININ NIVEAU2 11 + . SA\_DA (individuels)

### 9.1. Résultats par équipes





	Equipe	Club					Total
1	Cabestany	66--Coc gymnastique	22.5	25.9	26.4	28.0	102.8
2	Perpignan	66--Uscm	21.0	25.5	25.6	27.8	99.9
3	Castelnau le lez	34--GSL34.com - Castelnau le Lez	14.2	22.8	23.9	25.1	86.0

### 9.2. Résultats individuels


	Gymnaste	Equipe	Annee					Total
1	TOLOSA Laurène	Cabestany	1994	7.8	8.6	9.7	9.5	35.6
2	SCHMITT Florence	Perpignan	1987	6.4	9.3	9.0	9.4	34.1
3	NGANGUE Salomé	Castelnau le lez	1998	7.7	8.4	7.5	8.9	32.5
4	ROUGE Annette	Perpignan	1995	7.6	8.5	8.3	7.9	32.3
	MEVEL Myriam	Cabestany	1986	6.8	8.4	7.9	9.2	32.3
6	CREUS Hélène	Cabestany	1989	7.6	8.2	7.1	9.3	32.2
7	BETBEDER Anaïs	Cabestany	1990	7.1	8.9	7.2	8.6	31.8
8	MARTEL Margaux	Perpignan	1997	6.8	7.7	7.5	9.5	31.5
9	TORA Alexandra	Perpignan	1989	6.6	7.4	8.3	8.9	31.2
10	BARDOT Charlotte	Castelnau le lez	1998	6.5	7.8	8.5	7.9	30.7
11	POUPON Jade	Castelnau le lez	1998	0.0	6.6	7.9	8.3	22.8
12	OLIVE Céline	Cabestany	1981	0.0	8.3	8.8	0.0	17.1
13	DELOGE Marion	Castelnau le lez	1991	0.0	5.7	0.0	0.0	5.7

## 10. FEMININ NIVEAU3 9-14 ans . SA\_DA (individuels)

### 10.1. Résultats par équipes

	Equipe	Club					Total
1	Castelnau le lez	34--GSL34.com - Castelnau le Lez	21.4	23.8	23.9	25.1	94.2
2	Sivom	34--Sivom les sablieres	19.8	22.8	24.3	24.7	91.6

### 10.2. Résultats individuels

	Gymnaste	Equipe	Annee					Total
1	MARTIN Emilie	Castelnau le lez	2002	7.4	8.4	8.7	8.3	32.8
2	POUPON My lan	Castelnau le lez	2002	7.1	8.2	7.7	8.6	31.6
3	VALDERRAMA Elisa	Sivom	2000	6.0	8.8	8.0	8.1	30.9
4	SCHOUKROUN Margot	Sivom	1999	6.8	6.5	7.8	8.5	29.6
5	MINARD Clémentine	Castelnau le lez	2003	6.9	6.1	7.0	8.1	28.1
	FELOT Lauréva	Sivom	1999	6.5	7.5	6.0	8.1	28.1
7	BARANES Léna	Castelnau le lez	2002	5.3	7.2	7.5	7.9	27.9
8	TIBERIO Wendy	Sivom	2001	6.5	5.1	8.5	7.2	27.3
9	GODY Carla	Sivom	1999	6.3	6.1	6.5	7.8	26.7
10	MATARRESE Alix	Castelnau le lez	2002	6.8	6.0	4.5	8.2	25.5
11	VINOT Marylou *	Castelnau le lez 1 (indiv) (indiv)	2002	0.0	0.0	0.0	0.0	0.0