









Résultats de la compétition
Finales nationales UFOLEP
Vendôme
7 et 8 juin 2014

1. FEMININ NIVEAU5 11 + . SA_DA (individuels)

1.1. Résultats par équipes

	Equipe	Club					Total
1	Halluin	59--Halluin	29.8	32.8	30.4	32.2	125.2
2	Martigues	13--Sports loisirs culture Martigues	28.5	31.6	32.4	31.9	124.4
3	Muret 1	31--Le Ralliement	28.8	32.0	30.7	30.6	122.1
4	Bourg St Maurice	73--Bsm gym bourg st maurice	29.3	31.1	31.6	30.0	122.0
5	Fresnoy	2--La fresnoysienne	28.0	32.6	30.6	30.5	121.7
6	Gretz	77--Gretz- Tournan	28.0	30.2	32.2	31.0	121.4
7	Castelsarrasin	82--Le défi castelsarrasinois	27.5	30.4	31.3	31.8	121.0
8	Fresnes	94--A.A.S. FRESNES	28.6	30.2	30.8	31.2	120.8
	Valence	26--valence gym	28.3	30.5	30.3	31.7	120.8
10	Calais 2	62--Etoile de Calais	27.9	30.6	30.4	31.5	120.4
	Cournon	63--Cournon d'Auvergne Gym	29.9	30.5	29.3	30.7	120.4
	Salles SC	33--Sporting Club de Salles	28.0	28.3	32.1	32.0	120.4
13	Wattrelos	59--La patriote de wattrelos	28.3	31.9	29.8	29.8	119.8
14	St Priest 1	69--Gymnique association saint priest	27.3	31.9	29.8	30.7	119.7
15	Gradignan Gymnix	33--Gymnix	26.0	31.4	29.9	29.8	117.1
16	Saint georges sur cher	41--alerte SG	28.7	28.5	29.4	30.2	116.8
17	Artannes	37--Gymnastique enfants artannes	26.4	28.6	31.0	30.2	116.2
18	Bordeaux CAM	33--C A M Bordeaux section gym artistique	27.1	29.5	29.7	29.3	115.6
19	Fumel	47--A s gym fumel	0.0	0.0	0.0	0.0	0.0
	Belleville sur saone	69--Gym club belleville beaujolais	0.0	0.0	0.0	0.0	0.0

1.2. Résultats individuels

	Gymnaste	Equipe	Annee					Total
1	THOREZ Aimie	Halluin	1999	7.6	8.6	8.0	8.0	32.2
2	LEBLANC Hermine	Muret 1	1987	7.8	8.4	7.9	7.9	32.0
3	HOLBACH Stéphanie	Fresnoy	1977	6.8	8.8	8.2	8.1	31.9
4	EL AYYADI Alexia	Wattrelos	1996	7.4	8.5	8.4	7.5	31.8
	SIAU Laura	Castelsarrasin	1993	7.3	8.5	7.9	8.1	31.8
6	WERY Marine	Martigues	1997	7.0	8.2	7.9	8.2	31.3
	BERNARD Emilie	Valence	1981	7.2	8.8	7.4	7.9	31.3
8	REBECCA Fiona	Martigues	1996	7.0	7.9	8.4	7.9	31.2
9	BAYART Lucy	Calais 2	2001	7.4	7.8	7.5	8.4	31.1
	PEPIN Céline	Muret 1	1984	7.0	8.5	7.6	8.0	31.1
11	SALINAS Mina	Fresnes	2002	6.9	8.2	7.9	8.0	31.0
	MIEULET Manon	Castelsarrasin	1994	6.7	8.1	8.3	7.9	31.0
	BERARD Laura	Bourg St Maurice	1996	7.2	7.7	8.4	7.7	31.0
14	BENOIT Heloise	Gretz	1992	7.2	7.9	7.8	8.0	30.9
15	PANDARD Emeline	Saint georges sur cher	1985	7.4	7.4	7.9	8.0	30.7
16	CLAVEL Floriane	Martigues	1998	7.3	7.7	7.5	8.1	30.6
	DURAND Anais	Salles SC	1999	7.6	7.3	7.8	7.9	30.6
	VUK Marina	Salles SC	1998	7.5	6.5	8.3	8.3	30.6

	CROZ Faustine	Bourg St Maurice	1998	7.1	7.9	7.7	7.9	30.6
20	CHEURFI Soumeya	Halluin	1998	7.4	7.9	7.1	8.1	30.5
21	BLANDIN Déborah	St Priest 1	1998	7.6	8.1	6.5	8.2	30.4
	FOUGERAY Elodie	Cournon	1988	7.7	8.2	6.9	7.6	30.4
	VENET Oriane	Martigues	1993	7.2	7.8	7.7	7.7	30.4
	BENOIT Emilie	Halluin	1994	7.3	7.9	7.1	8.1	30.4
	DETHOOR Marie	Halluin	1994	6.9	8.4	7.9	7.2	30.4
26	OLANIER Alicia	Gretz	2000	6.9	7.2	8.2	8.0	30.3
	VICERLAT Laurianne	Cournon	1995	7.1	7.4	7.8	8.0	30.3
28	ALLARDON Clemence	St Priest 1	1999	6.3	8.0	8.1	7.6	30.0
	PARENT Aurelie	Fresnoy	1986	7.4	7.2	8.1	7.3	30.0
	FRAYSSINET Ludivine	Gradignan Gymnix	1992	6.5	8.1	7.4	8.0	30.0
	LE COEUR Alix-marie	Valence	1998	7.3	7.4	7.5	7.8	30.0
	RENAUD Tiphaine	Bordeaux CAM	1991	7.4	7.5	7.6	7.5	30.0
33	GAGNARD Laurine	Gretz	1998	6.9	7.3	8.1	7.6	29.9
	DEVERT Héléne	Cournon	1994	7.5	7.8	7.0	7.6	29.9
35	SOMMER Kelly	Wattrelos	1998	7.0	7.9	7.1	7.8	29.8
	BARLOY Anais	Fresnoy	1994	6.9	8.1	7.0	7.8	29.8
	LABURTHE Lorene	Gradignan Gymnix	1999	6.3	8.4	8.1	7.0	29.8
38	DELAVEAU Audrey	Gretz	1997	7.0	7.4	8.1	7.2	29.7
	SORREL Carla	Bourg St Maurice	2002	7.5	7.1	7.8	7.3	29.7
40	GUIGUET Jade	St Priest 1	1998	6.8	7.9	7.4	7.5	29.6
	DOSTERT Ines	Fresnes	1998	6.9	7.3	7.5	7.9	29.6
	MICHEL Emma	Fresnes	1997	7.3	7.0	7.8	7.5	29.6
	PEREIRA DE REZENDE Mathilde	Halluin	1993	7.5	6.7	7.4	8.0	29.6
44	LEPROUST Yelena	Fresnes	2001	7.0	7.3	7.4	7.8	29.5
	DECOUDU Emmy	Calais 2	2000	6.5	7.8	7.7	7.5	29.5
	DULAS Aurelie	Salles SC	1998	6.4	7.2	8.0	7.9	29.5
47	DURROUX Malou	Salles SC	1995	6.4	7.0	8.0	7.9	29.3
	LAFARGUE Alice	Saint georges sur cher	1995	7.2	7.1	7.2	7.8	29.3
49	PEGUE Charline	Saint georges sur cher	1999	7.0	7.5	7.2	7.5	29.2
50	LESUR Candice	Fresnoy	1986	6.8	7.7	7.3	7.3	29.1
	VIELLE Amélie	Artannes	1998	6.2	7.8	7.7	7.4	29.1
	TEIGNY Manon	Muret 1	1989	6.5	7.9	7.3	7.4	29.1
	MULLIER Fléanne	Martigues	1998	6.0	7.5	8.4	7.2	29.1
	MANOHA Justine	Valence	1997	6.8	6.3	7.8	8.2	29.1
55	BOISSEAU Ophelie	Fresnes	1999	6.8	7.4	7.6	7.2	29.0
	PISANI Sicilia	Wattrelos	1997	6.9	7.6	7.0	7.5	29.0
	BARTCZAK Maxine	Artannes	1997	6.3	7.3	7.8	7.6	29.0
58	DEBONNE Aurelia	Fresnes	1998	7.4	7.2	7.3	7.0	28.9
	WASSELIN Marry	Calais 2	2001	7.0	7.9	6.3	7.7	28.9
	VIALLE Amandine	Artannes	1999	7.1	6.8	7.9	7.1	28.9
	CAFFO Mattie	Bourg St Maurice	2000	7.5	7.4	7.6	6.4	28.9
62	CARDON Lou	Calais 2	1997	7.0	6.6	7.6	7.6	28.8
	PAUL Gwendoline	Calais 2	2000	6.3	7.1	7.6	7.8	28.8
64	VIGNIER Noelie	Gretz	1997	6.4	7.6	7.7	6.9	28.6
	AILLERIE Manon	Fresnoy	1995	6.9	8.0	6.8	6.9	28.6
	PAGLIAI Manon	Castelsarrasin	1998	6.8	7.1	7.7	7.0	28.6
67	CHANSON Maud	Valence	1999	6.9	6.2	7.6	7.8	28.5
68	MULOT Nelly	Cournon	1985	7.6	7.1	6.2	7.5	28.4
	BERNIER Julie	Bourg St Maurice	1997	5.6	8.0	7.7	7.1	28.4
70	BARON Laura	St Priest 1	1999	6.4	7.2	7.3	7.4	28.3
	LEFEBVRE Marine	Wattrelos	1998	6.9	7.7	7.3	6.4	28.3
	HADDAOUI Dounia	Cournon	1998	6.6	6.9	7.6	7.2	28.3

	LUPESCOU Maelis	Bordeaux CAM	1997	6.8	7.5	6.7	7.3	28.3
74	AFROUK Jade	Valence	2000	6.4	7.3	7.3	7.2	28.2
	BOUTINAUD Lola	Bordeaux CAM	2002	6.3	7.4	7.3	7.2	28.2
76	VERMOREL Camille	St Priest 1	1999	6.4	7.9	7.0	6.8	28.1
	RICHARD Chloé	Artannes	1995	6.3	6.6	7.6	7.6	28.1
78	WEVERBERGH Roxanne	Wattrelos	1997	7.0	7.3	6.7	7.0	28.0
	COUTANT Megane	Artannes	1994	6.5	6.3	7.6	7.6	28.0
	ROQUES Nina	Muret 1	1988	6.8	7.2	7.8	6.2	28.0
	MADRID Manon	Gradignan Gymnix	1998	6.7	6.6	6.9	7.8	28.0
82	SORIA Jade	Castelsarrasin	1998	6.7	6.7	6.7	7.8	27.9
83	DUPONT Lilou	Bordeaux CAM	2001	6.6	7.1	6.8	7.3	27.8
84	LECOQ Lena	Gretz	1996	6.8	5.7	7.7	7.4	27.6
	DANIEL Margot	Muret 1	1992	7.2	5.8	7.4	7.2	27.6
86	SALLET Marie	St Priest 1	1998	6.5	7.5	6.1	7.4	27.5
87	ROUCHE Amelie	Valence	1997	6.9	7.0	6.2	7.2	27.3
	DEBUIRE Pauline	Saint georges sur cher	2002	7.1	6.5	7.1	6.6	27.3
89	LESUR Claire	Fresnoy	1983	6.6	7.7	5.8	7.1	27.2
	BAUGE Clémentine	Artannes	2000	6.5	6.7	6.9	7.1	27.2
	GABILAN Charlotte	Muret 1	1994	6.3	6.3	7.3	7.3	27.2
92	PEROT Solene	Gradignan Gymnix	1998	6.5	6.2	7.3	7.0	27.0
93	JACQUEMOD Océane	Bourg St Maurice	1996	6.5	7.5	6.6	6.2	26.8
94	TOCQUE Marie	Martigues	1997	6.4	6.0	7.5	6.8	26.7
95	RIBEIRO Lea	Gradignan Gymnix	1998	6.1	7.2	6.5	6.6	26.4
96	ENEL Virginie	Bordeaux CAM	1993	6.2	4.9	8.0	7.2	26.3
97	COULLET Lucie	Salles SC	1996	6.5	5.1	6.6	7.6	25.8
98	PREUD HOMME Lea	Castelsarrasin	1998	6.1	4.1	7.4	8.0	25.6
99	PAILHAS Adeline	Castelsarrasin	1996	6.6	5.1	6.6	7.1	25.4
10 0	GAY Valentine	Calais 2	2001	6.5	5.8	6.5	6.5	25.3
10 1	RAIFFÉ Romane	Saint georges sur cher	1998	6.5	4.1	6.9	6.9	24.4
10 2	BLANCHARD Romane	Cournon	1998	6.2	3.9	6.5	6.8	23.4
10 3	LAFARGUE Adèle	Saint georges sur cher	1999	6.4	3.4	7.0	5.9	22.7
10 4	CASCARRA Lou	Gradignan Gymnix	1999	0.0	7.7	7.1	6.5	21.3
10 5	JABIOL Clarisse	Salles SC	1998	0.0	6.8	6.9	7.4	21.1
10 6	CHARNI Amandine	Bordeaux CAM	1995	0.0	7.1	6.2	6.0	19.3
10 7	VERBEKE Kimberly	Wattrelos	1995	6.6	7.8	4.3	0.0	18.7
10 8	BONNIFON Camille	Fumel	1998	0.0	0.0	0.0	0.0	0.0
	CHAMBON Pauline	Fumel	2000	0.0	0.0	0.0	0.0	0.0
	DEMARTINI Agnès	Fumel	2001	0.0	0.0	0.0	0.0	0.0
	FERNANDES Hélène	Fumel	1997	0.0	0.0	0.0	0.0	0.0
	SIREY Camille	Fumel	2000	0.0	0.0	0.0	0.0	0.0
	VOINIER Prune	Fumel	1999	0.0	0.0	0.0	0.0	0.0
	BEROUJON Lorene	Belleville sur saone	2000	0.0	0.0	0.0	0.0	0.0
	BOURDON Sarah	Belleville sur saone	1998	0.0	0.0	0.0	0.0	0.0
	LORON Melanie	Belleville sur saone	1998	0.0	0.0	0.0	0.0	0.0
	MADINIER Abbygaelle	Belleville sur saone	1998	0.0	0.0	0.0	0.0	0.0
	THIBAUDAT Chloe	Belleville sur saone	1999	0.0	0.0	0.0	0.0	0.0
	VERPOIX Morgane	Belleville sur saone	1999	0.0	0.0	0.0	0.0	0.0

2. MASCULIN NIVEAU4 11 + . SA_DA (individuels)

2.1. Résultats par équipes

	Equipe	Club								Total
1	Beauchamp 1	95--Arabesque gymnique Beauchamp	25.0	23.0	26.4	26.8	26.8	24.8	152.8	
2	Douai	59--Douai	25.7	24.0	25.2	24.3	27.0	22.8	149.0	
	Castelnau le lez	34--GSL34.com - Castelnau le Lez	25.3	22.8	26.1	24.9	26.4	23.5	149.0	
4	Roanne ALRG 2	42--Amicale laïque de roanne garçons	25.4	20.6	26.6	24.6	26.9	24.7	148.8	
5	Vénissieux	69--Cmo vénissieux	24.4	24.1	25.8	23.4	26.7	24.2	148.6	
6	Blanquefort	33--Entente sportive blanquefort	25.1	22.6	25.0	25.7	26.3	23.0	147.7	
7	Plaisir	78--Etoile gymnique plaisiroise	25.3	22.3	24.8	24.6	27.1	23.5	147.6	
8	Cysoing	59--Progres cysonien	24.4	23.0	25.4	23.6	27.3	23.7	147.4	
9	Dreux 1	28--Esperance drouaise	23.6	25.0	24.9	24.4	26.0	19.9	143.8	
10	Clermont ferrand 2	63--Clermont st-jacques gymnastique	24.4	20.5	23.9	24.4	26.9	23.5	143.6	
11	Rhodia club	38--Rhodia-Club Gymnastique	23.6	22.1	25.4	21.4	25.8	22.6	140.9	
12	Muret	31--Le Ralliement	24.7	18.0	25.3	22.3	26.4	22.2	138.9	
13	Bourg de Thizy	69--Enfants de la trambouze	23.0	21.5	24.9	20.7	27.2	21.5	138.8	
14	St Aignan Gd Lieu	44--Association Loisirs Culture de St Aignan de Grand Lieu	22.2	19.1	23.3	22.2	25.8	20.0	132.6	
15	Rungis 1	94--Rungis	22.6	21.4	22.7	22.0	25.7	17.4	131.8	
16	Issoire	63--L issoirienne	23.7	19.6	22.0	23.2	25.3	17.8	131.6	
17	Houilles 1	78--Avant-Garde de Houilles	21.5	20.7	21.5	21.4	24.3	21.4	130.8	
18	Dreux 2	28--Esperance drouaise	20.4	22.7	21.7	21.2	25.5	16.8	128.3	
19	Conflans	78--PLM C Gym	0.0	0.0	0.0	0.0	0.0	0.0	0.0	

2.2. Résultats individuels

	Gymnaste	Equipe	Annee							Total
1	DARMAYAN Christophe	Castelnau le lez	1995	8.2	8.4	8.9	8.8	9.0	8.8	52.1
2	VASSE Ludwig	Douai	1996	8.7	7.7	8.3	8.6	9.0	8.9	51.2
3	CARON Kevin	Cysoing	1998	8.5	8.1	8.6	9.0	9.3	7.4	50.9
	BESSON Teddy	Blanquefort	1995	9.0	7.9	8.0	9.1	9.0	7.9	50.9
5	MASSE Antoine	Beauchamp 1	1995	8.6	7.4	8.2	9.1	8.9	8.4	50.6
6	COCHAIN Andrew	Beauchamp 1	1987	8.4	7.8	8.5	9.4	9.0	7.4	50.5
7	PERRIN Antoine	Roanne ALRG 2	1997	8.4	7.1	9.0	8.4	9.1	8.2	50.2
8	TEMPELAERE Guillaume	Cysoing	1984	8.3	7.6	8.7	7.4	9.2	8.9	50.1
	LECOMTE Dorian	Douai	1997	8.5	8.5	8.4	8.2	9.0	7.5	50.1
10	BAILLET Thomas	Plaisir	1992	8.2	8.0	8.6	8.3	9.1	7.6	49.8
11	VIRGINIUS NANA Killian	Vénissieux	1999	8.0	8.0	8.2	7.5	8.7	8.9	49.3
12	PAULMIER Gildas	Dreux 1	1996	7.7	8.8	8.9	8.3	9.0	6.5	49.2
13	GUILMART Maxime	Beauchamp 1	1997	8.0	7.6	9.0	7.1	8.6	8.4	48.7

	BERTHA Vincent	Vénissieux	1996	8.1	7.9	8.7	7.2	9.2	7.6	48.7
15	TAOUKI Keryan	Roanne ALRG 2	1997	8.4	6.8	8.6	7.9	8.9	8.0	48.6
16	PRIOTON Morgan	Beauchamp 1	1997	7.7	7.3	8.6	8.3	8.5	8.0	48.4
	AGULLO Leo	Plaisir	1996	8.3	7.4	7.3	8.4	9.0	8.0	48.4
18	BOISSEAU Aymeric	Clermont ferrand 2	1993	8.3	6.2	8.3	8.6	8.9	7.9	48.2
19	BARRIER Alexandre	Roanne ALRG 2	1997	8.6	6.7	8.2	7.2	8.9	8.5	48.1
20	LEGRAND Sébastien	Beauchamp 1	1987	7.9	7.6	8.8	7.2	8.9	7.1	47.5
21	BONDU Dorian	Blanquefort	1997	8.4	6.5	7.6	8.4	9.0	7.5	47.4
	DARRIEU LEBLEU Tom	Blanquefort	1996	7.1	7.4	8.8	8.2	8.3	7.6	47.4
23	PETIT Ylian	Plaisir	1996	8.3	6.4	8.2	7.9	8.5	7.9	47.2
	CLOPET Antonin	Rhodia club	1996	8.1	7.7	8.7	7.0	8.1	7.6	47.2
25	DARMAYAN Victor	Castelnau le lez	1998	8.4	5.7	8.5	7.8	8.5	8.2	47.1
	LATHUILLERE Hadrien	Bourg de Thizy	1992	8.0	8.0	8.7	5.9	9.0	7.5	47.1
27	PAULMIER Boris	Dreux 1	1996	8.1	7.9	7.1	8.7	8.7	6.5	47.0
28	COASNE Francois	Douai	1991	8.5	7.1	8.5	7.4	9.0	6.4	46.9
29	MARCOUX Aurélien	Rhodia club	1996	7.4	8.0	8.6	6.6	8.7	7.5	46.8
30	VARENNE Regis	Issoire	1994	8.1	6.9	8.1	8.2	8.7	6.5	46.5
	NARBOUX Nathan	Bourg de Thizy	1997	6.9	7.4	8.3	7.4	9.2	7.3	46.5
32	BARREDO David	Castelnau le lez	2001	8.2	7.0	8.5	7.7	8.5	6.5	46.4
33	VINALS Hugo	Vénissieux	1998	8.3	6.4	8.5	7.4	8.8	6.7	46.1
34	TOSCA Adrien	Muret	1997	8.6	6.5	7.9	7.4	8.3	7.3	46.0
	CORBEL Anthony	St Aignan Gd Lieu	1987	8.4	6.2	8.0	7.6	8.7	7.1	46.0
36	BENOIT-LAMAITRIE Philippe	Plaisir	1996	8.7	5.7	8.0	7.4	9.0	7.1	45.9
	DOS SANTOS Enrick	Rungis 1	1981	7.4	8.7	7.9	7.1	9.0	5.8	45.9
	KOYALTA Jean-henry	Clermont ferrand 2	1990	8.5	6.5	7.6	8.3	8.0	7.0	45.9
39	LE MEVEL Alexandre	Muret	1999	8.0	5.7	8.8	6.9	9.0	7.4	45.8
40	PANNEKOECKE Thomas	Muret	1997	7.7	5.4	8.6	7.4	9.1	7.5	45.7
	DI LIEGRO Lucas	Roanne ALRG 2	1998	8.2	6.3	8.3	7.2	8.3	7.4	45.7
42	AUGER Simon	Clermont ferrand 2	1992	7.6	7.2	7.7	7.5	9.1	6.5	45.6
43	LADUREAU Antoine	Douai	1996	8.0	7.8	7.0	7.4	8.5	6.4	45.1
44	BOURASSAUD Julien	Bourg de Thizy	1996	7.8	6.1	7.9	7.4	9.0	6.7	44.9
45	WACHTEL Thomas	Rhodia club	2001	7.7	6.4	7.8	7.0	8.4	7.5	44.8
46	PERRODEAU Bastien	St Aignan Gd Lieu	1997	7.1	6.7	8.2	7.4	8.8	6.5	44.7
47	COURT Nicolas	Houilles 1	1996	7.3	6.2	8.2	7.2	8.4	7.2	44.5
	DRABEK Maximilien	Dreux 2	1998	7.5	7.5	8.0	6.8	8.5	6.2	44.5
49	HUMEAU Batiste	Blanquefort	1995	7.7	7.3	8.2	7.0	8.1	6.0	44.3
50	GAUTHIER Thomas	Dreux 1	1995	7.8	6.4	8.4	7.1	7.6	6.9	44.2
	AFANASSIEF Axel	Rhodia club	2000	7.8	5.6	8.1	7.4	8.7	6.6	44.2
52	DHELENS Loic	Rungis 1	1998	7.7	6.0	7.5	7.8	8.6	6.3	43.9
53	BEGUE Florian	Castelnau le lez	1995	8.7	3.7	8.7	8.3	8.8	5.6	43.8
54	BOCK Jérémie	Dreux 1	1996	7.5	6.6	7.5	7.4	8.1	6.5	43.6
55	ROUTIER Swann	Cysoing	1999	7.6	7.3	8.1	7.2	8.8	4.5	43.5
	VARENNE Sébastien	Issoire	1997	8.1	7.0	6.6	6.9	8.5	6.4	43.5
57	VOGT Antoine	Dreux 2	1996	7.5	7.2	7.3	7.1	8.3	5.9	43.3
58	DUMINY Leo	Dreux 1	1996	5.8	8.3	7.6	6.7	8.3	6.4	43.1
59	BOYER Léo	Houilles 1	1996	7.0	5.7	6.3	7.2	8.0	7.7	41.9
60	PICHON Louis	Cysoing	1998	7.4	4.4	7.2	7.0	8.4	7.4	41.8
61	WILMART Tom	Houilles 1	1997	7.0	6.4	6.5	7.0	7.9	6.5	41.3
62	GABSI Anis	Vénissieux	1982	0.0	8.2	8.6	8.5	8.0	7.7	41.0
	LORE Gwendal	St Aignan Gd Lieu	1996	6.7	6.2	7.1	7.2	7.4	6.4	41.0
64	PESCIAOLI Yohann	Cysoing	1998	7.1	5.7	6.7	6.8	8.2	6.4	40.9
65	THEBAULT Gaylord	Dreux 2	1981	5.4	8.0	6.4	7.3	8.7	4.7	40.5
66	MARTIROSSIAN Gor	Issoire	1998	7.3	5.4	7.3	7.4	7.8	4.9	40.1
67	IOSIF Fiodor	Rungis 1	1987	6.9	6.5	7.0	6.7	7.5	5.3	39.9
68	DI MASCIO Anthony	Rungis 1	1992	7.5	6.2	6.5	7.1	7.6	4.9	39.8





69	RANNOU Olivier	Muret	1996	8.1	5.8	6.0	7.5	7.7	4.6	39.7
70	AMINI Masrour	Roanne ALRG 2	1997	0.0	6.3	9.0	8.3	8.2	7.6	39.4
71	KERAVEL Etienne	Houilles 1	1997	5.7	7.3	6.8	6.8	7.4	5.3	39.3
72	COUCHELLOU Valentin	St Aignan Gd Lieu	1997	6.5	5.4	6.3	6.8	8.3	5.9	39.2
73	POUBANNE Philippe	Rungis 1	1961	6.2	5.7	7.3	6.6	8.1	4.6	38.5
	GOUTTE Mathias	Bourg de Thizy	1999	7.2	5.0	7.4	5.6	8.0	5.3	38.5
75	MENETRIEUX Charles	Rhodia club	2000	7.2	6.4	7.5	6.9	5.6	4.7	38.3
76	MILESCHI Marcélio	Houilles 1	1996	7.2	7.0	5.1	7.0	7.2	4.6	38.1
77	RILAT Paco	Issoire	1998	7.5	5.7	5.8	7.6	8.1	2.8	37.5
78	PAVAGEAU Corentin	Clermont ferrand 2	1991	0.0	6.6	7.9	7.1	7.9	7.8	37.3
79	GOREGUES Lucas	Plaisir	1997	7.7	6.9	4.6	6.7	8.6	2.3	36.8
80	FUGIER Maxime	Muret	1997	7.3	5.7	6.9	6.8	7.2	2.0	35.9
81	WARET Quentin	Douai	1995	8.0	5.4	5.3	7.5	7.0	2.0	35.2
82	MORIN Nicolas	Blanquefort	1998	6.8	4.3	3.5	7.2	8.0	5.1	34.9
83	MARQUES Oscar	Castelnau le lez	2002	7.5	7.4	7.8	0.0	8.6	3.2	34.5
84	ASTRUC Thomas	Clermont ferrand 2	1996	0.0	6.7	7.6	0.0	8.9	7.8	31.0
85	JACQUES Yannick	Vénissieux	1992	7.7	7.5	0.0	7.4	8.3	0.0	30.9
86	PONTILLE Stéphane	Bourg de Thizy	1998	6.2	2.6	4.2	5.7	7.0	2.1	27.8
87	ROCCHI Eddy	Dreux 2	1984	0.0	0.0	0.0	0.0	8.0	1.1	9.1
88	CARNEIRO Nelson	Conflans	1997	0.0	0.0	0.0	0.0	0.0	0.0	0.0
	CHEVROT Nicolas	Conflans	1999	0.0	0.0	0.0	0.0	0.0	0.0	0.0
	KHAVATH Thomas	Conflans	1997	0.0	0.0	0.0	0.0	0.0	0.0	0.0
	MALLERET Simon	Conflans	1997	0.0	0.0	0.0	0.0	0.0	0.0	0.0

3. FEMININ NIVEAU2 11 + . SA_DA (individuels)

3.1. Résultats par équipes

	Equipe	Club					Total
1	LUC gym	59--Luc gym	25.6	28.2	26.7	28.8	109.3
2	Marseille Montredon 1	13--Association gymnique montredon	26.8	26.3	26.5	28.2	107.8
3	La cantalienne	15--La cantalienne	24.4	26.8	23.4	28.4	103.0
4	Romans	26--Romans sur Isère	21.8	28.5	25.6	27.0	102.9
5	Castelnau le lez	34--GSL34.com - Castelnau le Lez	21.8	26.9	26.6	26.9	102.2
6	Echirrolles ALE	38--Echirrolles Amicale Laique Gym	23.1	26.3	26.2	26.5	102.1
7	A. Dreux	28--Alliance de dreux gymnastique	22.3	26.6	26.3	26.8	102.0
8	Cabestany	66--Coc gymnastique	21.3	26.8	24.9	27.7	100.7
9	Lambesc	13--ALSL lambesc	24.5	23.1	24.7	27.8	100.1
10	Orsay	91--Caorsay	23.8	23.6	24.5	26.6	98.5
11	Vaires	77--Us Vaires	23.6	24.6	22.6	26.5	97.3
12	Portet sur garonne	31--Portet gym	22.5	26.0	22.7	26.0	97.2

3.2. Résultats individuels

	Gymnaste	Equipe	Annee					Total
1	POLLIEN ALEXANDRA	Romans	1994	7.7	9.8	9.7	9.7	36.9
2	FOORT Valentine	LUC gym	1989	8.9	9.5	8.7	9.6	36.7
	PELACHALE Marine	Marseille Montredon 1	1995	9.2	8.8	9.4	9.3	36.7
4	DIAKITE Bibi *	Lognes 1 (indiv) (indiv)	1996	8.7	9.3	9.3	9.3	36.6
5	FRASSETO Séverine	Marseille Montredon 1	1994	8.8	9.1	8.8	9.6	36.3
	NGANGUE Salomé	Castelnau le lez	1998	8.2	9.2	9.5	9.4	36.3
7	ORAND Christelle	Echirrolles ALE	1987	7.6	9.7	9.3	9.5	36.1
8	CASTANER Marie	LUC gym	1988	7.8	9.5	9.0	9.5	35.8
9	VIAL Sarah	La cantalienne	1997	8.8	9.0	8.0	9.3	35.1
10	VALENCOURT Laurie	LUC gym	1992	8.9	8.3	7.7	9.7	34.6
11	BROCHARD Coralie	A. Dreux	2000	7.1	9.1	8.8	9.5	34.5
12	BEAUGENDRE Pauline *	Vendome 1 (indiv) (indiv)	1998	8.5	8.0	8.5	9.4	34.4
	SERVEAUX MORGANE	Romans	1998	7.3	8.9	8.8	9.4	34.4
14	LESAGE Marine	Cabestany	1996	7.3	8.8	8.5	9.6	34.2
15	PINELLI Clara	Lambesc	2000	8.3	8.0	8.5	9.3	34.1
16	CHASTANG Chloé	La cantalienne	1997	7.5	8.7	8.0	9.8	34.0
	VINOT Marylou	Castelnau le lez	2002	7.0	9.4	8.8	8.8	34.0
18	POIRSON Lou	Orsay	1997	8.5	7.9	8.0	9.3	33.7
	FAURE Justine	Portet sur garonne	1995	8.5	9.4	7.5	8.3	33.7
	SCHINTU éva	Marseille Montredon 1	2000	8.8	8.4	7.2	9.3	33.7
21	LE BIHAN Anaëlle	Orsay	1995	7.6	8.6	8.5	8.9	33.6
	MOUMINOUX Margot	La cantalienne	1998	8.1	8.8	7.4	9.3	33.6
	VALLA Manon *	St just st rambert 1 (indiv) (indiv)	1992	7.9	7.9	8.3	9.5	33.6
24	KADDARI Lea leila	A. Dreux	2000	7.5	8.9	8.6	8.5	33.5
25	DE PALMA Maelle	Echirrolles ALE	1991	7.6	7.6	8.9	9.2	33.3
26	CARPENTIER Maelie	A. Dreux	1996	7.7	8.2	8.7	8.6	33.2

27	VENTU Manon	Lambesc	1997	8.4	7.6	8.3	8.7	33.0
28	PRADAUD Céline	Echirolles ALE	1992	7.9	9.0	8.0	7.8	32.7
29	PEREIRA Coralie *	Vic le comte 1 (indiv) (indiv)	1994	7.7	7.0	8.1	9.8	32.6
30	VERBEKE Lise *	Cysoing 1 (indiv) (indiv)	1992	7.9	8.9	7.5	8.2	32.5
	D'HARLINGUE Laëtitia	LUC gym	1992	7.3	7.1	8.7	9.4	32.5
	RYCHEN Lauriane	Marseille Montredon 1	1996	8.2	7.6	7.8	8.9	32.5
33	TOUTIN Marianne	Vaires	1995	8.0	7.5	8.0	8.7	32.2
34	GOUT Maud	A. Dreux	1990	6.3	8.2	8.8	8.7	32.0
35	TOLOSA Laurène	Cabestany	1994	7.1	8.7	7.9	8.2	31.9
36	LASSIMANT Jessie	Vaires	1996	7.4	8.1	7.4	8.9	31.8
37	ROUSTAN Marion	Lambesc	1993	7.7	7.3	7.7	9.0	31.7
	SERANGE Morgane	Lambesc	1998	7.8	6.5	7.9	9.5	31.7
39	FERNANDEZ Elodie	Vaires	1999	6.9	8.5	7.2	8.9	31.5
	DEBERTRAND Laura	La cantalienne	1997	6.7	8.8	7.3	8.7	31.5
41	GIL Marion	Marseille Montredon 1	1991	7.0	7.7	8.3	8.4	31.4
42	NORMAND Eugénie	Portet sur garonne	1985	7.3	8.3	7.6	8.1	31.3
43	THIBAUT Manon	Lambesc	1992	7.8	7.5	7.4	8.5	31.2
44	DIDIER Julia	Vaires	1989	8.0	8.0	6.3	8.7	31.0
45	JUTAN Camille	A. Dreux	1999	6.7	8.6	7.4	8.2	30.9
	LARUE Victoria *	Boen AL 2 (indiv) (indiv)	1996	8.2	5.2	8.6	8.9	30.9
47	MEVEL Myriam	Cabestany	1986	6.9	6.8	8.1	9.0	30.8
	BARDOT Charlotte	Castelnau le lez	1998	6.2	7.6	8.3	8.7	30.8
	CHOUABE Lucie *	BORDEAUX C A M (indiv) (indiv)	1998	7.3	8.5	6.8	8.2	30.8
50	POUPON Jade	Castelnau le lez	1998	6.6	8.3	7.0	8.7	30.6
51	OUIDIR Orly	Portet sur garonne	1997	6.6	8.3	6.8	8.8	30.5
52	SANCHEZ Léa *	Vic le comte 1 (indiv) (indiv)	1997	7.3	7.7	6.4	8.8	30.2
53	VERNIOL Lola	La cantalienne	1998	6.9	9.0	6.2	7.9	30.0
54	ROSE Chloé	Portet sur garonne	1998	6.7	8.2	7.6	7.3	29.8
55	LEMAHIEU Pauline *	Conflans 1 (indiv) (indiv)	1982	6.6	7.4	7.2	8.0	29.2
	LE POTTIER Magali	Vaires	1991	7.6	6.0	7.2	8.4	29.2
57	PAYSAN Maureen	Orsay	1997	7.2	6.7	8.0	6.9	28.8
58	MORITZ-DUHAMEL Sophie	Orsay	1983	7.7	6.2	6.5	8.2	28.6
59	LAFOURCADE Alexia	Orsay	1993	6.4	7.1	6.1	8.4	28.0
60	MANIN HARMONIE	Romans	2000	6.8	6.7	6.3	7.9	27.7
	REYMOND ELINE	Romans	1998	6.7	6.1	7.1	7.8	27.7
62	VALENCOURT Emmeline	LUC gym	1990	0.0	9.2	9.0	8.9	27.1
63	CREUS Hélène	Cabestany	1989	0.0	9.3	7.2	9.1	25.6
64	CANAL Elise	Portet sur garonne	1997	0.0	5.3	6.5	8.9	20.7
65	OLIVE Céline	Cabestany	1981	0.0	8.0	8.3	0.0	16.3
66	ZUMARAN Aurélie	Romans	1985	0.0	9.8	0.0	0.0	9.8
67	TARDY Jade *	St just st rambert 1 (indiv) (indiv)	1998	0.0	0.0	0.0	0.0	0.0
	2 *	BORDEAUX C A M (indiv) (indiv)	0	0.0	0.0	0.0	0.0	0.0
	3 *	BORDEAUX C A M (indiv) (indiv)	0	0.0	0.0	0.0	0.0	0.0
	4 *	BORDEAUX C A M (indiv) (indiv)	0	0.0	0.0	0.0	0.0	0.0
	5 *	BORDEAUX C A M (indiv) (indiv)	0	0.0	0.0	0.0	0.0	0.0

4. MASCULIN NIVEAU3 11 + . SA_DA (individuels)

4.1. Résultats par équipes

	Equipe	Club							Total
1	Millery	69--ESMC gym	26.7	20.5	25.5	27.8	28.1	25.6	154.2
2	Draveil	91--sporting club draveil	25.6	24.6	25.6	26.0	27.8	23.4	153.0
3	Vénissieux	69--Cmo vénissieux	26.4	21.2	26.7	24.2	28.1	24.0	150.6
4	Portet sur garonne	31--Portet gym	25.9	22.0	24.2	27.0	26.5	23.2	148.8
5	Francheville 1	69--Gym dans '	26.4	21.0	24.6	25.8	26.8	22.8	147.4
6	Tours GC	37--Tours Gymnastique Club	25.8	20.4	23.7	24.4	25.7	23.0	143.0
7	Francheville 2	69--Gym dans '	23.7	18.1	23.5	24.1	26.4	21.1	136.9
8	Rungis	94--Rungis	23.5	15.8	15.7	23.4	25.5	21.7	125.6

4.2. Résultats individuels

	Gymnaste	Equipe	Anne e							Total
1	BRUAS Lucas	Millery	1995	9.2	6.7	9.0	9.7	9.4	8.3	52.3
2	MATEUS Vincent	Draveil	1995	8.9	8.5	8.4	8.6	9.7	7.8	51.9
3	SEREDINE Bruno	Vénissieux	1997	8.5	8.1	9.0	8.3	9.3	7.8	51.0
4	MATEUS Romain	Draveil	1993	8.6	8.6	8.9	8.3	9.4	7.1	50.9
	ROSSET Quentin	Portet sur garonne	1995	9.1	7.4	7.4	10.1	9.4	7.5	50.9
6	RIVIERE Félix	Millery	1989	9.0	7.6	7.7	8.5	9.3	8.6	50.7
7	PERRA Laurent	Millery	1985	8.5	6.2	7.7	9.6	9.4	8.7	50.1
8	VINALS Arthur	Vénissieux	1996	9.1	6.8	9.0	8.0	9.5	7.6	50.0
9	ZACCARIOTTO Alexandre	Portet sur garonne	1994	8.0	8.2	8.6	8.6	8.0	7.9	49.3
10	GALLEA Faustin	Francheville 1	1998	8.9	6.4	8.3	8.3	8.7	8.0	48.6
11	SOUVESTRE Quentin	Tours GC	1991	8.9	7.2	7.1	9.0	8.0	7.9	48.1
12	DOUSSAT Philippe	Tours GC	1973	8.3	7.0	7.3	7.8	8.9	8.5	47.8
13	DUBAN Ryan	Draveil	1993	8.0	7.5	8.3	9.1	7.0	7.6	47.5
14	RICHARD Martin	Francheville 1	1994	9.0	2.9	8.7	9.0	9.0	8.5	47.1
15	VIALA Cyril	Draveil	1993	8.1	7.1	6.9	7.9	8.7	8.0	46.7
16	VAZELLE David	Portet sur garonne	1982	8.3	6.4	8.1	7.8	8.7	7.3	46.6
17	JAMET Thomas	Tours GC	1995	8.6	6.2	8.4	7.6	8.4	6.6	45.8
18	COPARD Maxence	Vénissieux	1998	8.8	5.6	7.0	7.0	8.9	8.2	45.5
19	LAVENET Romain	Rungis	1989	7.6	5.8	8.6	8.6	7.4	7.0	45.0
20	PUPIER Damien	Francheville 2	1980	8.0	2.7	7.8	8.2	9.1	8.3	44.1
21	DEPONT Bertrand	Tours GC	1986	8.1	5.9	8.0	6.8	8.4	6.6	43.8
22	GILBERT Arno	Francheville 1	1996	7.7	6.5	7.4	7.9	7.9	6.3	43.7
23	CONFORT Christophe	Millery	1976	7.5	5.9	8.8	7.3	8.3	5.8	43.6
24	SHELLARD Jonathan	Francheville 1	1997	8.5	8.1	7.6	8.5	9.1	0.0	41.8
25	JOURDAN Camille	Portet sur garonne	1992	8.5	2.0	7.5	8.3	7.6	7.8	41.7
26	ARAUJO Stéphen	Francheville 2	1988	8.6	7.8	8.3	8.2	8.2	0.0	41.1
27	LEINARDI Sébastien	Vénissieux	1990	0.0	6.1	8.7	7.9	9.3	7.9	39.9
28	LEVILLAIN Axel	Millery	1996	5.7	4.3	7.2	7.7	7.2	4.8	36.9
29	THAVIOT Matthieu	Rungis	1987	8.7	2.8	0.0	7.9	8.2	7.8	35.4
30	LEHTOVIRTA Quentin	Rungis	1989	7.2	5.6	0.0	6.5	9.1	6.9	35.3
31	VILLENA Franck	Francheville 2	1975	7.1	4.4	7.0	0.0	8.2	7.3	34.0
32	NOUET Yoann	Rungis	1992	7.1	4.4	7.1	6.9	8.2	0.0	33.7
33	AVICE Lucas	Francheville 2	2000	5.9	2.1	6.5	7.7	6.3	4.6	33.1
34	BOUNAAS Nacer	Francheville 2	1976	0.0	5.9	7.4	0.0	9.1	5.5	27.9

35	NIOCHAUT Tanguy	Draveil	1999	0.0	3.6	5.6	6.9	6.2	5.0	27.3
36	ARLANDA Quentin	Vénissieux	1996	8.0	6.3	0.0	0.0	0.0	7.9	22.2
37	JUTEAU Baptiste	Portet sur garonne	1986	0.0	3.7	0.0	0.0	8.4	4.9	17.0
38	AVICE Tim	Francheville 1	1998	0.0	3.6	0.0	0.0	7.7	0.0	11.3

5. MASCULIN NIVEAU4 9-14 ans . SA_DA (individuels)

5.1. Résultats par équipes

	Equipe	Club							Total
1	Vénissieux	69--Cmo vénissieux	26.6	22.3	26.4	22.3	25.5	23.8	146.9
2	Orsay	91--Caorsay	25.9	22.1	24.6	24.4	24.8	22.4	144.2
3	St Genis les Ollières	69--Entente St genoise	24.6	23.6	23.5	22.4	25.9	22.7	142.7
4	Cysoing	59--Progres cysonien	24.4	19.3	23.3	22.1	23.5	21.7	134.3
5	Beauchamp	95--Arabesque gymnique Beauchamp	24.4	20.1	18.4	22.3	22.6	22.4	130.2
6	Vendome	41--US VENDOME	25.6	18.3	19.0	22.0	22.2	20.6	127.7
7	Brunoy 1	91--Brunoy pyramide	24.6	19.5	19.6	20.9	23.8	18.0	126.4
8	St Priest	69--Gymnique association saint priest	25.0	19.4	18.5	22.2	21.8	19.4	126.3
9	Brunoy 2	91--Brunoy pyramide	23.6	20.0	18.2	20.3	22.9	20.4	125.4
10	Rungis	94--Rungis	24.2	15.8	17.6	20.9	20.1	19.3	117.9
11	Castelsarrasin	82--Le défi castelsarrasinois	25.6	16.2	13.3	20.6	21.0	19.6	116.3







5.2. Résultats individuels

	Gymnaste	Equipe	Annee							Total
1	POIRSON Quentin	Orsay	1999	8.7	8.3	8.5	9.3	8.8	8.8	52.4
2	MORELLON Pierrick	St Genis les Ollières	1999	8.8	8.6	8.5	8.1	8.9	8.2	51.1
3	BENKEMOUN-KORKUT William	Vénissieux	2000	9.0	7.4	9.0	7.5	8.6	8.2	49.7
4	DZIOCH Tristan	Vénissieux	1999	8.8	7.5	8.7	7.6	8.6	8.0	49.2
5	LEREDOTTE Raphael	St Priest	2001	8.9	7.5	8.6	8.2	7.7	7.6	48.5
6	JOSSE-CORDONNIER Julien	Vénissieux	2001	8.8	7.3	8.7	7.1	8.3	7.6	47.8
7	TAVERNE Clement	Cysoing	2002	8.7	7.0	8.5	7.8	8.3	7.4	47.7
8	MOUILLET Leonard	St Genis les Ollières	2000	7.9	7.8	7.7	6.9	8.6	7.5	46.4
9	MISSENERD Yanis	Orsay	2000	8.7	7.3	7.8	7.5	8.2	6.6	46.1
10	FAUCHIER Maxence	Beauchamp	1999	8.8	7.0	6.3	7.8	8.3	7.6	45.8
11	RIOS Lucas	Vendome	1999	8.7	5.8	8.1	7.7	8.3	7.0	45.6
12	COLLIGNON Thomas	Orsay	2000	8.5	6.5	8.1	7.6	7.4	6.8	44.9
13	COLLIGNON Martin	Orsay	2000	8.3	6.5	8.0	7.1	7.8	6.8	44.5
14	JOUSSE Foucault	St Genis les Ollières	2001	7.9	7.2	6.9	7.3	8.4	6.7	44.4
15	RAFED Rida	Vénissieux	2002	8.5	7.4	7.6	7.2	7.9	5.7	44.3
16	ZUBILA Eben ezer	Brunoy 1	2000	8.1	6.6	7.1	7.3	7.8	6.9	43.8
17	SIVORAVONG Bradley	Brunoy 2	2001	8.1	7.2	6.5	6.7	7.7	7.3	43.5
18	VANGHELLE Charles	Cysoing	2002	7.9	6.3	7.6	7.5	7.4	6.3	43.0
19	PRIOTON Guenaël	Beauchamp	2000	7.4	7.1	6.8	7.0	7.1	7.4	42.8
	LOPEZ Thomas	St Priest	2000	6.5	7.5	7.0	7.3	7.8	6.7	42.8
21	ROUTIER Kellian	Cysoing	2001	7.8	5.0	7.2	6.7	7.8	7.4	41.9
22	JOLLET Corentin	Vendome	1999	8.4	7.3	4.5	6.9	7.2	6.5	40.8
23	BATTIN Kylian	Rungis	2001	8.0	5.9	6.4	6.9	7.3	6.2	40.7
24	HERAULT Yoann	Vendome	2000	8.4	5.2	6.4	6.7	6.7	7.1	40.5
25	PRIOTON Erwan	Beauchamp	2000	7.0	6.0	5.3	7.5	7.2	7.4	40.4
26	HUMBERT Régis	Brunoy 1	2001	8.7	5.5	6.7	6.8	6.8	5.6	40.1







27	LEUILLET Aurélien	Brunoy 2	2001	7.7	6.3	4.5	5.9	7.8	7.5	39.7
28	SEYS Antoine	Cysoing	1999	7.8	6.0	5.6	6.8	6.2	6.9	39.3
29	MICHEL ETIENNE Noa	Brunoy 2	2001	7.6	6.5	6.5	6.7	7.4	3.9	38.6
30	COLLAY Benoit	Brunoy 1	2000	7.8	6.1	5.8	6.5	8.2	4.1	38.5
31	GUILLOU KEREDAN Paul	Brunoy 1	2000	7.5	6.8	5.2	6.3	7.8	4.5	38.1
32	DIRAT Clement	Castelsarrasin	2000	8.9	5.8	3.6	7.0	6.3	6.4	38.0
33	VIEIRA-PINHEIRA Leo	Rungis	2002	7.5	5.8	6.1	6.3	6.4	5.6	37.7
34	WEISS Rodick	Castelsarrasin	2002	8.7	5.0	6.2	6.7	4.4	6.6	37.6
35	FRANCERIS Florent	Castelsarrasin	2002	7.2	5.4	3.5	6.9	6.9	6.6	36.5
36	BRIY François	Vendome	2001	8.5	5.1	3.4	7.4	5.7	6.3	36.4
37	MONGIN kilian	Rungis	2002	7.7	4.0	5.1	6.9	5.5	6.3	35.5
38	LEUNIS Romain	Brunoy 2	2001	6.3	6.0	4.5	6.3	6.7	5.6	35.4
	LAMOTTE Liam	Brunoy 1	2002	6.8	5.0	5.3	6.8	6.0	5.5	35.4
40	GIZOLME Martin	St Genis les Ollières	2002	0.0	7.2	7.3	7.0	7.5	6.3	35.3
41	ZUBILA Othniel	Brunoy 2	2002	7.8	4.8	5.2	6.9	5.8	3.5	34.0
42	SUIGNARD Maxime	Rungis	2002	8.5	2.2	2.9	7.1	6.4	6.8	33.9
43	DEPORTE Yannick	St Priest	1999	7.8	4.4	2.0	6.7	6.3	5.1	32.3
44	PAGLIALI Axel	Castelsarrasin	2001	8.0	4.6	2.3	6.4	7.8	2.0	31.1
45	FELLAGUE Reda	St Priest	2001	8.3	4.3	2.9	6.7	3.6	4.9	30.7
46	FAURE Théo	Rungis	2002	7.4	4.1	3.4	6.6	4.8	4.0	30.3
47	SERRETA Enzo	St Genis les Ollières	2000	6.8	6.3	7.1	0.0	0.0	7.0	27.2
48	COSSON Thibault	Beauchamp	2002	8.2	0.0	2.9	6.6	5.7	2.7	26.1
49	BARBOT Martin	Cysoing	2001	0.0	5.9	4.8	0.0	5.7	5.1	21.5

6. MASCULIN NIVEAU3 9-14 ans . SA_DA (individuels)

6.1. Résultats par équipes





	Equipe	Club							Total
1	Francheville	69--Gym dans '	23.9	18.0	21.5	22.8	23.5	20.0	129.7
2	Vaugneray	69--Union sportive de l'ouest lyonnais	22.0	16.3	20.2	22.2	23.4	19.1	123.2
3			0.0	0.0	0.0	0.0	0.0	0.0	0.0

6.2. Résultats individuels





	Gymnaste	Equipe	Année							Total
1	AISSANI Marin	Francheville	2000	8.2	6.4	7.9	7.9	7.4	6.2	44.0
2	MOLARD Remy	Francheville	2001	8.0	6.0	7.2	7.5	7.6	6.5	42.8
	FERRE Lucas	Vaugneray	1999	8.2	4.7	7.6	7.8	7.7	6.8	42.8
4	VAIR PIOVA Robin	Vaugneray	2000	6.5	5.9	6.6	7.4	8.3	6.4	41.1
5	TALLENT Robin	Francheville	2001	7.7	4.5	6.4	7.4	6.8	7.3	40.1
6	DESMAISON Tom	Vaugneray	2000	7.3	5.6	5.6	7.0	6.6	5.9	38.0
7	RICHARD Titouan	Francheville	2002	6.9	5.0	5.6	6.8	8.5	4.1	36.9
8	MARTIN Lucas	Vaugneray	1999	6.3	4.8	6.0	6.9	7.4	5.2	36.6
9	RIVIER Baptiste	Francheville	2002	6.4	5.6	6.0	7.3	6.4	4.4	36.1
10	1		0	0.0	0.0	0.0	0.0	0.0	0.0	0.0
	2		0	0.0	0.0	0.0	0.0	0.0	0.0	0.0
	3		0	0.0	0.0	0.0	0.0	0.0	0.0	0.0
	4		0	0.0	0.0	0.0	0.0	0.0	0.0	0.0
	5		0	0.0	0.0	0.0	0.0	0.0	0.0	0.0

7. FEMININ NIVEAU4 9-14 ans . SA_DA (individuels)

7.1. Résultats par équipes

	Equipe	Club					Total
1	Lambesc 1	13--ALSL lambesc	23.3	26.9	24.7	25.6	100.5
2	Ris Orangis	91--Union sportive de ris-orangis	23.2	25.7	25.5	25.5	99.9
3	Aix	13--auc gymnastique	23.0	26.2	25.2	24.5	98.9
4	St Priest	69--Gymnique association saint priest	21.4	26.6	25.4	25.0	98.4
5	Crolles	38--Gym et rythme crolles	20.0	26.1	26.1	25.2	97.4
6	Halluin	59--Halluin	20.9	26.0	24.7	25.4	97.0
7	Anse	69--Jeunesse ansoise	21.1	26.7	25.2	23.5	96.5
	Castelnau le lez	34--GSL34.com - Castelnau le Lez	20.6	26.2	25.3	24.4	96.5
9	Montereau	77--Cs montereau	20.2	26.5	24.6	24.5	95.8
10	Yerres	91--Gym club yerrois	22.0	25.9	23.6	23.8	95.3
11	Chaponnay	69--Chaponnay gym	20.9	25.7	23.7	24.0	94.3
12	Clapiers	34--Gymnastique Artistique Clapieroise	20.3	24.2	24.1	23.8	92.4
13	Fresnoy	2--La fresnoysienne	21.0	25.5	20.8	24.0	91.3
14	Cournon 1	63--Cournon d'Auvergne Gym	20.3	25.4	21.6	23.8	91.1
15	Mazamet	81--L'hautpouloise	19.4	24.7	24.1	22.7	90.9
16	Perpignan	66--Uscm	20.0	23.8	23.5	22.7	90.0
17	Bruges	33--Entente sportive bruges	20.4	22.0	23.7	22.6	88.7
18	Faches	59--Faches thumesnil	20.1	24.4	20.8	22.2	87.5

7.2. Résultats individuels

	Gymnaste	Equipe	Annee					Total
1	DA SILVA Andrea	Ris Orangis	2000	8.1	8.7	8.5	9.0	34.3
2	PIAU Romane	Lambesc 1	2000	8.0	8.8	8.6	8.5	33.9
	NACEUR Deborah	Aix	2001	8.7	8.7	8.2	8.3	33.9
4	PYTEL Ysee	St Priest	2001	7.6	9.1	8.3	8.5	33.5
5	THOREL Lou ann	Halluin	1999	7.6	9.0	8.2	8.6	33.4
6	GARCIA Samantha	St Priest	2000	6.9	8.8	8.6	9.0	33.3
7	RIVIERE Marianne	Montereau	1999	7.0	9.3	8.5	8.2	33.0
8	NGUEMBO Melissa	Ris Orangis	2001	7.5	8.6	8.6	8.1	32.8
9	BUDANIC Marie	Aix	2001	7.0	9.0	8.7	8.0	32.7
10	MARMILLON Marine	Lambesc 1	2001	7.6	9.1	7.9	8.0	32.6
11	AILANE Lydia	Yerres	1999	7.8	7.8	8.5	8.3	32.4
	BERNARD Maeva	Castelnau le lez	2001	6.8	9.3	8.4	7.9	32.4
13	HORTIGUE Marion	Lambesc 1	2001	7.7	8.7	8.0	7.9	32.3
14	SIBADE Margaux	Castelnau le lez	2001	6.9	8.4	8.4	8.5	32.2
15	MARQUET Cynthia	Montereau	2000	6.7	9.1	8.1	8.2	32.1
	MINHOTO Cassandra	Ris Orangis	2000	7.6	8.4	7.7	8.4	32.1
	TONETTI Loana	Aix	1999	7.1	8.5	8.3	8.2	32.1
18	ZEIMEN Coralie	Anse	2000	6.9	9.0	7.8	8.3	32.0
	ARLAUD Mathilde	Lambesc 1	1999	6.7	8.7	8.1	8.5	32.0
	BERARD Laurie	Crolles	1999	6.1	8.6	8.8	8.5	32.0

	JOURDAN Salomé	Crolles	1999	6.7	9.1	8.4	7.8	32.0
22	LECLERCQ Enola	Yerres	1999	7.1	8.7	7.9	8.0	31.7
23	ANGILELLA Ambre	Clapiers	2001	6.9	8.8	8.0	7.9	31.6
24	REBUT Camille	Anse	2000	6.8	8.6	8.0	8.1	31.5
	FABRE Ines	Crolles	1999	6.9	8.4	8.1	8.1	31.5
26	COUVREUR Ines	Halluin	2000	6.5	8.0	8.4	8.5	31.4
27	CHIERICI Clara	Anse	2000	6.5	8.9	8.7	7.1	31.2
	MORTREUX Suzanne	Anse	2000	7.1	8.8	8.5	6.8	31.2
	MOUSSAVI Yasmine	Castelnau le lez	2000	6.5	8.5	8.2	8.0	31.2
30	NOURI Cyrine	St Priest	2001	6.9	8.7	8.5	7.0	31.1
	VERDELHAN Elisa	Clapiers	2001	6.8	7.8	8.5	8.0	31.1
32	SANCHEZ-SANTACRUZ Cerise	Chaponnay	2000	6.7	8.8	8.0	7.5	31.0
33	RICHOMME Caroline	Castelnau le lez	2000	6.5	8.0	8.5	7.9	30.9
	D'ALESSANDRO Elsa	Chaponnay	2001	6.9	8.3	8.0	7.7	30.9
35	MAERTENS Orlane	Fresnoy	2003	7.3	7.8	7.3	8.3	30.7
	CHIBRAC Line	Halluin	2000	6.8	9.0	6.7	8.2	30.7
37	DELAGOUTTE Alice	Crolles	1999	6.4	7.8	8.2	8.2	30.6
38	GADEYNE Coline	Halluin	2000	6.5	7.6	8.1	8.2	30.4
39	CORREAS Léa	Yerres	1999	7.1	8.7	7.0	7.5	30.3
	RIGARD Marie	Chaponnay	2000	7.0	8.2	7.3	7.8	30.3
41	MANAIN Lou	Fresnoy	2001	6.9	8.8	6.8	7.7	30.2
	BASTIE Elisa	Mazamet	2000	6.4	8.2	8.3	7.3	30.2
	THEPIN Elise	Mazamet	2000	6.5	8.2	8.0	7.5	30.2
	CHABAUD Axelle	Cournon 1	2002	6.8	8.5	7.1	7.8	30.2
	MESTRE Camille	Cournon 1	2002	6.7	8.4	7.2	7.9	30.2
46	SCATTOLINI Théo	Montereau	2000	6.4	7.8	8.0	7.9	30.1
	CREPIEUX Juliette	Chaponnay	2002	7.0	8.4	6.9	7.8	30.1
48	LAKEHAL Lina	Montereau	1999	6.5	8.1	7.3	8.1	30.0
	LENGLART Ananda	Mazamet	2000	6.5	8.1	7.5	7.9	30.0
	DRAPIER Lily	Aix	2003	7.2	7.2	8.0	7.6	30.0
51	GUENAN Lisa	Cournon 1	2001	6.6	7.9	7.3	8.1	29.9
52	POMARICO Julia	Yerres	2001	7.1	8.5	7.2	7.0	29.8
	DJEDJE Zoe	Ris Orangis	2002	7.0	7.3	8.4	7.1	29.8
	MIMOUNI Ines	Bruges	2001	6.9	7.5	7.9	7.5	29.8
55	JAMET Elise	Anse	2000	7.1	8.4	7.6	6.6	29.7
	DEGOULANGE Estelle	Clapiers	1999	6.6	7.6	7.6	7.9	29.7
57	HALLE Felicie	Fresnoy	2001	6.8	8.7	6.7	7.4	29.6
58	VARAEZ Nadège	Perpignan	1999	7.0	8.5	6.9	7.1	29.5
59	LEPAN Zoe	Faches	2001	6.7	8.4	6.9	7.4	29.4
	BRAZ Maelle	Halluin	2000	6.3	7.8	7.0	8.3	29.4
61	PUYOS Manon	Bruges	2001	6.7	7.4	7.8	7.4	29.3
62	LOPEZ Justine	St Priest	2000	6.8	7.7	7.1	7.5	29.1
63	SAUSSEREAU Emma	Bruges	2000	6.7	6.7	7.9	7.7	29.0
64	FAGART Charlotte	Fresnoy	2000	6.8	8.0	6.1	8.0	28.9
	SOPENA Estelle	Mazamet	2000	5.7	8.3	7.8	7.1	28.9
66	MAERTEN Floriane	Faches	1999	6.9	8.2	6.4	7.3	28.8
	DUCHEZ Océane	Cournon 1	2000	6.8	8.5	5.9	7.6	28.8
68	RONCERO Marine	Perpignan	2000	6.4	7.7	7.3	7.2	28.6
69	CARBASSE Célia	Perpignan	2000	6.2	7.6	7.5	7.2	28.5
	ENJELVIN Enola	Cournon 1	2000	6.7	8.1	6.6	7.1	28.5
71	BARBE Chiara	Aix	2002	6.5	7.7	6.4	7.7	28.3
72	AFONSO Cassandra	Montereau	2000	6.5	8.1	6.3	7.2	28.1
	BRETAGNE Marine	Clapiers	1999	6.3	7.5	6.9	7.4	28.1
74	REBIER Aurore	Faches	2000	6.3	7.8	6.3	7.4	27.8
75	BOFAKA Laëtitia	Yerres	2001	6.7	8.0	6.5	6.4	27.6
76	BLEUSE Alice	Fresnoy	2000	6.2	7.3	6.5	7.5	27.5

77	MOLINA Lisa	Perpignan	2000	6.4	6.0	8.3	6.7	27.4
	ROCUET Nina	Bruges	2001	6.5	7.1	7.9	5.9	27.4
79	ARNAUD Leslie	Mazamet	2000	5.9	7.3	7.3	5.6	26.1
	LAZERGES Louise	Clapiers	2000	6.0	6.5	6.8	6.8	26.1
81	AMIGUAS Marie	Perpignan	1999	6.6	2.9	7.7	8.3	25.5
82	MOUTON Eloise	Lambesc 1	2000	0.0	9.0	7.5	8.6	25.1
83	BERTRAND Cloe	Crolles	1999	0.0	7.5	8.9	8.5	24.9
84	SIMON Gioia	Chaponnay	2000	0.0	8.5	7.7	8.4	24.6
85	DERNONCOURT Eve	Faches	2000	6.5	1.6	7.5	7.4	23.0
86	NAULET Daphnée	Ris Orangis	2002	6.5	0.0	7.3	7.6	21.4
87	PICARD Cassandra	Bruges	2000	6.8	0.0	7.1	7.0	20.9
88	LANAU Lauris	Castelnau le lez	2000	6.9	0.0	5.1	6.4	18.4

8. MASCULIN NIVEAU2 11 + . SA_DA (individuels)

8.1. Résultats par équipes

	Equipe	Club							Total
1	LUC gym	59--Luc gym	28.2	28.4	27.7	26.5	28.1	27.6	166.5
2	Vaugneray	69--Union sportive de l'ouest lyonnais	25.9	27.0	26.0	25.0	27.0	23.0	153.9
3	Champigny 2	94--RSCChampigny gym	27.6	20.3	22.6	26.0	23.6	20.3	140.4
4	Houilles	78--Avant-Garde de Houilles	26.3	19.0	24.2	25.5	23.0	21.2	139.2
5	Dreux	28--Esperance drouaise	15.9	15.1	8.5	9.0	8.5	9.8	66.8
6	Champigny 1	94--RSCChampigny gym	0.0	0.0	0.0	0.0	0.0	0.0	0.0

8.2. Résultats individuels

	Gymnaste	Equipe	Année							Total
1	QUIBLIER François *	Rhodia club 1 (indiv) (indiv)	1993	10.0	9.3	8.9	8.8	9.9	9.6	56.5
2	ROELANDTS Nicolas	LUC gym	1981	9.6	9.2	9.7	8.9	9.5	9.1	56.0
3	GENNEVRIEZ Geoffrey	LUC gym	1989	9.4	9.5	9.2	8.8	8.9	9.5	55.3
4	GUEX Franck	LUC gym	1983	8.9	9.5	8.8	8.7	9.7	9.0	54.6
5	PEREZ Kévin *	Rhodia club 1 (indiv) (indiv)	1994	8.6	7.4	9.3	9.2	9.2	9.0	52.7
6	LAUMET Thomas *	Villeneuve sur Lot 1 (indiv) (indiv)	1991	9.2	7.7	9.3	8.4	8.9	9.0	52.5
7	CACERES Stefan	Dreux	1987	8.3	7.6	8.5	9.0	8.5	9.8	51.7
8	MARIGNIER Clément	Vaugneray	1992	8.6	8.8	8.9	7.6	8.7	8.6	51.2
9	LAUMET Matthieu *	Villeneuve sur Lot 1 (indiv) (indiv)	1991	8.4	7.3	9.6	8.5	8.3	8.6	50.7
10	PONVIANNE Pierre	Vaugneray	1993	8.1	7.4	9.3	9.1	8.7	7.6	50.2
11	ROZIER Michael	Champigny 2	1985	9.5	8.4	7.5	7.6	7.8	7.8	48.6
	ROLAND Gregory *	Wattrelos 1 (indiv) (indiv)	1994	8.4	8.0	9.0	6.6	8.2	8.4	48.6
13	DESMOTS Sébastien	Houilles	1982	8.6	8.4	8.7	8.5	6.6	7.7	48.5
14	DEWAERTES Jonathan	LUC gym	1991	9.2	7.4	8.7	8.8	8.4	5.4	47.9
15	LECLERC Julien	Houilles	1989	8.2	4.6	7.2	9.2	8.5	6.8	44.5
16	ALBERTALLI Florian	Champigny 2	1991	8.1	5.7	7.9	9.5	6.4	6.2	43.8
17	VARENNES Mathis	Champigny 2	1995	9.3	6.2	7.2	7.2	8.7	4.2	42.8
18	CROCHU Bertrand	Houilles	1986	7.9	5.1	8.3	7.5	7.7	5.8	42.3
19	GUILLET Alex	Vaugneray	1996	9.2	8.8	0.0	8.3	9.0	6.8	42.1
20	EAP Vincent	Champigny 2	1983	8.8	4.3	6.4	8.4	7.1	4.8	39.8
21	LIM Laurent	Houilles	1990	9.5	0.0	7.0	7.8	6.6	6.7	37.6
22	DUMONT Mickaël *	Calais 1 (indiv) (indiv)	1990	9.5	6.2	5.4	8.0	2.3	5.5	36.9
23	YVETOT Theo	Champigny 2	1991	7.2	3.5	6.2	8.1	5.4	6.3	36.7
24	CARNEIRO David	Vaugneray	1996	6.1	0.0	7.2	7.6	6.8	4.8	32.5
25	PAPOT Cédric	Vaugneray	1987	0.0	9.4	7.8	0.0	9.3	0.0	26.5
26	FOCKENOY Jean baptiste	LUC gym	1983	0.0	9.4	0.0	8.3	0.0	7.5	25.2
27	GUTIERREZ Nicolas	Houilles	1990	8.2	5.5	0.0	0.0	6.8	0.0	20.5
28	AUDRY Simon	Dreux	1988	7.6	7.5	0.0	0.0	0.0	0.0	15.1
29	QUINIO Loïc	Dreux	1983	0.0	0.0	0.0	0.0	0.0	0.0	0.0
	MONFRAIX Manu	Champigny 1	1977	0.0	0.0	0.0	0.0	0.0	0.0	0.0



	TAZOUTA Mohamed	Champigny 1	1988	0.0	0.0	0.0	0.0	0.0	0.0	0.0
	VARNES Frédéric	Champigny 1	1968	0.0	0.0	0.0	0.0	0.0	0.0	0.0
	VARNES Mathis	Champigny 1	1995	0.0	0.0	0.0	0.0	0.0	0.0	0.0

9. FEMININ NIVEAU5 9-14 ans . SA_DA (B) (individuels)

9.1. Résultats par équipes

	Equipe	Club					Total
1	Millery 1	69--ESMC gym	27.3	32.7	30.3	28.8	119.1
2	La ciotat	13--Gymnaste club la ciotat	26.0	30.4	32.5	29.6	118.5
3	Villette d Anthon	69--Villette gym	26.2	31.4	31.3	29.3	118.2
4	Plessis paté	91--EGPP	28.4	30.0	29.1	29.2	116.7
5	ATHIS MONS	ATHIS MONS	27.9	31.0	28.4	28.9	116.2
6	Yerres	91--Gym club yerrois	25.8	31.4	29.3	29.2	115.7
7	Castelsarrasin 2	82--Le défi castelsarrasinois	27.6	30.0	28.4	28.3	114.3
8	Castelnau le lez	34--GSL34.com - Castelnau le Lez	25.8	30.9	27.8	29.5	114.0
9	Salbris	41--AS Salbris Gym	27.4	29.2	30.0	27.3	113.9
10	Montereau	77--Cs montereau	26.4	30.6	27.3	29.3	113.6
11	Esvres	37--Gymnastique Sportive Esvres	27.5	29.7	27.6	28.4	113.2
12	Cournon 2	63--Cournon d'Auvergne Gym	24.1	29.9	29.1	27.1	110.2
13	Luynes	37--AS LUYNES GYM-ENFANTS	24.8	26.2	26.5	26.0	103.5

9.2. Résultats individuels

	Gymnaste	Equipe	Annee					Total
1	GOMEZ Carla	Villette d Anthon	2001	7.1	8.4	8.2	7.5	31.2
2	OUANEZAR Jasmine	Villette d Anthon	2000	7.1	7.9	7.7	7.8	30.5
3	MABILLE Betty	La ciotat	1999	6.5	7.9	8.4	7.6	30.4
4	RIBEIRO Marianne	ATHIS MONS	2001	7.2	8.3	7.4	7.4	30.3
5	FRUSTA-BRUOT Ireland	La ciotat	2000	6.5	7.7	8.2	7.8	30.2
6	PASQUER Floriane	Millery 1	2001	6.7	7.9	8.1	7.4	30.1
7	PONE Candice	Yerres	2001	6.5	7.7	7.9	7.7	29.8
8	MARIF Lia	Millery 1	2000	6.9	8.6	7.2	7.0	29.7
9	POTTIN Cassandre	Plessis paté	2001	6.7	8.0	7.3	7.6	29.6
	EL KIFANI Iman	Castelsarrasin 2	2000	7.5	7.6	7.5	7.0	29.6
11	VIALARD Maureen	Millery 1	2002	6.5	8.2	7.5	7.3	29.5
12	VANBECELAERE Evie	Millery 1	2002	6.8	8.0	7.5	7.1	29.4
	VAN DE VONDELLE Camille	Castelsarrasin 2	2000	6.9	7.4	7.5	7.6	29.4
14	TEULON Nina	Castelnau le lez	2000	6.7	8.0	7.3	7.2	29.2
15	ROBINE Pauline	Yerres	2000	6.1	8.1	7.6	7.3	29.1
	DA COSTA Mélanie	Salbris	1999	7.1	7.7	7.9	6.4	29.1
17	LE FLOCH Liza	Plessis paté	1999	6.7	8.1	7.3	6.9	29.0
	GRENIER Manon	Cournon 2	2000	6.5	7.8	7.7	7.0	29.0
	PERREAULT Lila	Esvres	1999	6.9	7.3	7.7	7.1	29.0
20	BRETON Coraline	Montereau	1999	7.3	7.3	6.8	7.3	28.7
	SKIKDI Chelia	ATHIS MONS	1999	6.8	7.8	7.2	6.9	28.7
22	BONNET Amélie	Salbris	2000	6.9	7.2	7.5	7.0	28.6
23	CANDAS Camille	Yerres	2000	6.4	8.1	7.1	6.9	28.5
	DESPAS Manon	Villette d Anthon	2000	6.1	7.6	7.4	7.4	28.5
25	CAILLIARD Jade	Castelsarrasin 2	2000	6.7	7.4	7.3	7.0	28.4

	LEITAO Clélia	ATHIS MONS	2001	7.2	7.2	6.4	7.6	28.4
27	DENNU Caroline	Montereau	2002	6.0	7.6	7.3	7.3	28.2
	BARTOLO Aurélia	Millery 1	2002	6.6	7.6	7.1	6.9	28.2
29	TERREIL Manon	Plessis paté	2001	7.4	6.6	7.3	6.8	28.1
	ROVEYAZ Clemence	Montereau	2000	6.9	7.7	6.2	7.3	28.1
31	GIANI Célia	Castelnau le lez	2001	5.6	7.4	7.4	7.6	28.0
	PEIGNAULT Alice	Esvres	2002	7.0	7.2	6.9	6.9	28.0
33	LAURENT Clemence	La ciotat	2001	6.5	7.7	7.0	6.7	27.9
34	CHANTREL Mathilde	Esvres	2002	7.2	6.9	6.6	7.1	27.8
	THIBEAULT JACOBSEN Mathilde	ATHIS MONS	1999	6.7	7.3	6.9	6.9	27.8
36	POIRIER Margaux	Yerres	2001	6.5	7.5	6.7	7.0	27.7
37	DORIO Eva	Plessis paté	1999	7.2	5.9	7.0	7.5	27.6
	RETROU Léa	Plessis paté	2001	7.1	6.6	7.2	6.7	27.6
	BONZOM Cloé	Castelnau le lez	2000	6.1	7.7	6.3	7.5	27.6
40	PAULO Melissa	Montereau	2000	6.2	7.6	6.3	7.4	27.5
	SOLA Maëlle	Salbris	2000	7.2	7.1	6.3	6.9	27.5
42	FERREIRA Julie	Esvres	1999	6.4	7.3	6.4	7.3	27.4
43	FAURE Chloé	Yerres	2002	6.4	7.1	6.6	7.2	27.3
44	COUCHOUD Eliette	Cournon 2	2002	6.1	7.3	7.1	6.5	27.0
	FOURASTE Manon	Luynes	2000	6.2	7.6	7.0	6.2	27.0
46	GUICHON Marion	Villette d Anthon	2001	5.9	7.5	6.7	6.6	26.7
	CHICA Margaux	Esvres	2000	6.2	7.9	6.1	6.5	26.7
48	VALMARY Fanny	Castelsarrasin 2	2000	6.2	7.6	6.1	6.7	26.6
49	BOCOS Margot	ATHIS MONS	1999	5.7	6.9	6.9	7.0	26.5
50	EBERLE Emeline	Salbris	1999	5.3	7.2	7.5	6.4	26.4
51	BILLONNET Lou	La ciotat	2002	6.5	6.4	6.0	7.2	26.1
	KOSARIC Maya	La ciotat	2002	6.2	4.6	8.3	7.0	26.1
53	SALMON Juliette	Plessis paté	2001	6.0	7.3	5.5	7.2	26.0
	CADIGNAN Maëva	Luynes	2002	6.6	6.4	6.6	6.4	26.0
55	GOMINARD Pauline	Cournon 2	2000	5.9	7.5	6.5	6.0	25.9
56	MARTINEZ Adeline	La ciotat	1999	5.6	7.1	7.6	5.4	25.7
	TRAORE Olivia	Cournon 2	1999	5.6	6.0	7.5	6.6	25.7
58	LEPAGE Eloïse	Salbris	2000	5.4	6.6	7.1	6.4	25.5
59	GAREL Ambre	Millery 1	2002	6.9	6.9	4.7	6.9	25.4
	VALERY Romane	Castelnau le lez	2001	6.4	7.1	5.7	6.2	25.4
61	PROST Flora	Cournon 2	2000	4.7	6.7	6.8	7.0	25.2
62	FAUS Emma	Montereau	2000	5.3	7.7	5.2	6.9	25.1
63	CHAUVEAU Marie-valentine	Salbris	2000	6.2	6.8	4.9	7.0	24.9
64	REMY Julie	Luynes	2000	6.3	5.1	6.3	7.0	24.7
65	PELETER-ROYO Manon	Yerres	2002	5.6	6.5	5.9	6.4	24.4
66	LEFEVRE Lola	Montereau	2000	5.3	4.9	6.9	7.1	24.2
67	ANDRIEU-JULIA Emilie	Castelsarrasin 2	2000	5.7	7.0	4.6	6.7	24.0
68	MIRAMONT Salome	Castelsarrasin 2	2000	6.5	5.5	4.9	6.5	23.4
69	BERNON Sophie	Castelnau le lez	2000	6.6	3.5	6.4	6.7	23.2
70	MOINARD Elise	Cournon 2	1999	4.4	7.3	5.3	5.7	22.7
71	SIMEON Loriane	Castelnau le lez	2000	0.0	7.8	6.7	7.2	21.7
72	DORIOT Manon	Luynes	2000	5.7	4.6	5.2	6.1	21.6
73	ROUDAUT Enola	Luynes	1999	0.0	7.1	6.6	6.4	20.1
74	MARIE Maëva	Villette d Anthon	2000	5.8	4.6	0.0	5.3	15.7
75	IDEFFORGE Juliette	ATHIS MONS	1999	6.4	7.6	0.0	0.0	14.0
76	MENIER Koralyne	Esvres	1999	0.0	6.8	6.3	0.0	13.1
77	BOURDILLON Emma	Villette d Anthon	2000	0.0	0.0	8.0	0.0	8.0
78	FOURASTÉ Lilie	Luynes	2002	0.0	0.0	0.0	0.0	0.0

10. MASCULIN NIVEAU1 11 + . SA_DA (individuels)

10.1. Résultats par équipes

	Equipe	Club								Total
1	Vénissieux	69--Cmo vénissieux	28.6	25.7	29.8	28.9	29.7	29.0	171.7	
2	Muret	31--Le Ralliement	30.7	20.0	28.9	26.4	27.6	28.6	162.2	
3	St Genis les Ollières	69--Entente St genoise	25.2	23.7	25.8	28.6	26.0	25.2	154.5	
4	Cournon	63--Cournon d'Auvergne Gym	28.0	19.8	27.6	24.5	27.1	22.3	149.3	
5	Amplepuis	69--La fraternelle	27.3	18.9	26.8	26.1	26.6	22.2	147.9	

10.2. Résultats individuels





	Gymnaste	Equipe	Annee								Total
1	BELKACEMI Hamza	Vénissieux	1991	9.9	10.3	10.7	9.7	10.7	10.7	62.0	
2	BERTET Virgil	Vénissieux	1995	9.4	7.7	9.9	9.5	9.8	9.9	56.2	
3	SARIE Lucas	Muret	1989	10.4	9.2	9.4	8.2	9.0	9.8	56.0	
4	KERMARREC Arnaud	Muret	1978	9.6	7.1	9.7	8.5	9.5	9.6	54.0	
5	MOREL Geoffroy	St Genis les Ollières	1992	9.1	8.2	9.8	8.3	8.8	8.3	52.5	
6	LULKA Jean	Muret	1989	10.7	3.7	9.8	9.7	9.1	9.2	52.2	
7	DAURIOS Mickael	Cournon	1993	9.4	8.1	10.3	8.0	9.5	6.7	52.0	
8	DA SILVA Florian	Amplepuis	1992	8.1	8.3	8.8	8.4	9.9	7.4	50.9	
	COQUARD Benjamin	Vénissieux	1989	9.0	6.4	8.2	9.7	9.2	8.4	50.9	
10	CHRISTOPHLE Rémi	Amplepuis	1991	9.8	4.9	8.6	9.4	9.7	8.0	50.4	
11	ROCHAND Loic	St Genis les Ollières	1991	9.1	5.5	7.8	10.9	8.1	8.5	49.9	
12	RAMIREZ Yoan	St Genis les Ollières	1984	7.0	7.4	8.2	9.4	9.1	8.4	49.5	
13	DUBIEN Nicolas	Cournon	1993	9.1	6.4	8.2	7.5	8.7	5.3	45.2	
14	ROCHE Clément	Amplepuis	1995	9.4	5.7	6.9	8.3	7.0	6.8	44.1	
15	DUBIEN Arnaud	Cournon	1997	9.5	3.7	7.5	9.0	6.1	6.3	42.1	
16	BERENQUER Aurelien	Vénissieux	1987	9.3	7.7	9.2	7.5	8.0	0.0	41.7	
17	DUBIEN Loic	Cournon	1991	8.1	5.3	9.1	0.0	8.9	9.3	40.7	
18	GRECK Adrien	Cournon	2000	7.6	2.4	8.2	7.5	6.9	5.4	38.0	
19	IAFRATE Tony	Amplepuis	1990	0.0	3.9	9.4	6.7	5.4	4.7	30.1	
20	FAYOLLE Richard	St Genis les Ollières	1973	0.0	8.1	0.0	0.0	0.0	0.0	8.1	
21	BENKEBIL Wassim	Vénissieux	1990	0.0	0.0	0.0	0.0	0.0	0.0	0.0	

11. FEMININ NIVEAU1 11 + . SA_DA (individuels)

11.1. Résultats par équipes

	Equipe	Club					Total
1	A. Dreux	28--Alliance de dreux gymnastique	25.2	29.8	28.9	29.7	113.6
2	Castelnau le lez	34--GSL34.com - Castelnau le Lez	26.1	29.4	27.0	30.0	112.5
3	Roanne	42--Amicale laiique de jeunes filles de roanne	24.8	28.7	26.5	30.0	110.0
4	Cournon	63--Cournon d'Auvergne Gym	24.7	26.9	27.5	29.2	108.3
5	Portet sur garonne	31--Portet gym	23.9	28.1	26.8	28.6	107.4
6	Le bouscat	33--Union Sportive Bouscataise Gym	24.3	26.1	26.7	29.8	106.9

11.2. Résultats individuels

	Gymnaste	Equipe	Annee					Total
1	INDERSIE Laetitia	Portet sur garonne	1980	9.2	10.3	9.0	10.3	38.8
2	PEREZ Laetitia	Castelnau le lez	1996	9.1	10.1	9.0	10.4	38.6
3	DOCHY Juliette	Roanne	1996	8.5	10.2	9.1	10.5	38.3
4	CALVET Flavie	A. Dreux	1992	9.0	10.2	9.2	9.6	38.0
5	ROMON Noemie *	Faches 1 (indiv) (indiv)	1997	8.3	10.0	9.4	10.2	37.9
6	CHAMARET Marion	A. Dreux	1994	8.2	10.0	9.8	9.8	37.8
7	DAVOLI Ollia	A. Dreux	1995	8.0	9.6	9.4	10.1	37.1
8	MORET Charlène	Castelnau le lez	1998	8.5	9.8	8.9	9.7	36.9
9	GRECK Amandine	Cournon	1989	8.1	9.4	9.5	9.8	36.8
10	ROBLIN Marianne	A. Dreux	1994	7.7	9.0	9.7	9.8	36.2
11	GROELLY Céline *	Voisins 1 (indiv) (indiv)	1992	8.7	7.9	9.4	10.1	36.1
12	BARREDO Laura	Castelnau le lez	1998	7.5	9.5	9.1	9.9	36.0
13	LESAFFRE Margaux	Le bouscat	1998	8.3	8.4	9.1	10.0	35.8
14	VIALARS Christelle	Portet sur garonne	1981	7.4	9.8	8.7	9.7	35.6
15	CHAMBERT Esther	Roanne	1993	8.8	9.5	8.0	9.1	35.4
16	BARODY Mylène	Cournon	1982	7.6	10.3	7.8	9.5	35.2
	RUIZ Stella	Le bouscat	1999	7.1	9.3	8.6	10.2	35.2
18	SIBADE Mathilde	Castelnau le lez	1993	8.5	8.7	8.2	9.3	34.7
	KOPO Edeline	Le bouscat	1998	8.9	7.4	8.8	9.6	34.7
20	JAROUSSE Chloé	Cournon	1997	8.5	6.6	9.4	9.9	34.4
	BUISSON Océane *	Gerzat 1 (indiv) (indiv)	1999	8.9	8.2	7.4	9.9	34.4
22	MIRMAND Eva	Roanne	1995	7.5	9.0	7.6	9.5	33.6
23	MALINE Tiphaine	Le bouscat	1999	6.6	8.4	8.8	9.0	32.8
24	SOLLE Elisa	Cournon	1992	8.1	7.2	8.6	8.8	32.7
	GONINET Laura	Roanne	1994	6.8	8.5	8.3	9.1	32.7
26	DARCOS Johanne	Le bouscat	1999	7.1	8.3	8.7	8.3	32.4
27	VERNHES Pauline	Portet sur garonne	1986	7.3	8.0	7.7	8.6	31.6
28	TOUREY Elea	Roanne	1992	0.0	8.9	9.1	10.0	28.0
29	HUGUET Mélanie	Portet sur garonne	1990	0.0	7.2	9.1	0.0	16.3
30	RABIER Marion	Portet sur garonne	1988	0.0	0.0	8.7	0.0	8.7
31	VAUTH Séréna	Cournon	1998	0.0	0.0	0.0	0.0	0.0

12. MASCULIN NIVEAU4 11 + . SA_DA (B) (individuels)

12.1. Résultats par équipes

	Equipe	Club							Total
1	Lozanne	Lozanne	22.8	23.3	23.8	22.8	26.1	22.2	141.0
2	Beauchamp 2	95--Arabesque gymnique Beauchamp	25.5	20.7	24.5	22.6	25.1	22.3	140.7
3	Pont de Beauvoisin	38--La Sentinelle	25.2	19.8	24.4	21.4	24.6	23.7	139.1
4	Portet sur garonne 1	31--Portet gym	20.9	21.9	25.8	22.0	25.4	22.2	138.2
5	PLM CGym	Conflans	23.3	24.4	22.1	22.0	23.7	21.1	136.6
6	Pontoise	95--SPG Pontoise	24.2	21.8	23.6	21.5	25.3	19.8	136.2
7	Voreppe	38--Voreppe la vaillante	23.3	20.6	21.3	20.7	23.8	22.0	131.7
8	Vendome	41--US VENDOME	22.2	17.3	21.1	21.1	23.6	21.2	126.5
9	Portet sur garonne 2	31--Portet gym	20.3	17.1	22.8	20.6	22.1	15.5	118.4
10	Gerzat	63--A.L.Gerzat	17.7	17.2	22.1	21.0	22.3	15.0	115.3

12.2. Résultats individuels





	Gymnaste	Equipe	Anne e							Total
1	COSSONNET Rémi	Beauchamp 2	1988	8.5	7.6	8.7	7.8	9.0	7.9	49.5
2	LAURENT Yannick	Portet sur garonne 1	1981	7.9	8.2	8.7	7.7	8.5	8.1	49.1
3	ROBERT Damien	Lozanne	1997	7.7	7.6	8.0	8.8	8.4	7.9	48.4
4	KHAVATH Thomas	PLM CGym	1997	8.5	8.4	7.7	8.5	8.2	6.7	48.0
5	MIRA Jeremy	Pontoise	1998	8.0	7.6	7.9	7.3	8.9	8.0	47.7
6	BILLON GALLAND Maxime	Lozanne	1996	7.4	8.1	8.7	7.1	8.8	6.9	47.0
7	CHOIRAT Rémi	Pont de Beauvoisin	1999	8.5	6.7	8.8	7.0	7.7	8.1	46.8
8	BIMMEL Luc	Pont de Beauvoisin	1998	8.1	6.9	7.9	7.2	8.1	7.8	46.0
9	CHAUVIN Julian	Voreppe	1996	8.4	7.0	7.9	7.1	7.4	8.0	45.8
10	MAZIERE Stéphane	Vendome	1970	7.5	7.5	7.5	6.6	9.1	7.3	45.5
11	VUITTON Guillaume	Beauchamp 2	1998	8.6	6.6	7.6	7.6	8.3	6.7	45.4
12	BACCONNIER Samuel	Voreppe	1994	7.4	6.7	8.5	6.7	8.4	7.3	45.0
13	MALLERET simon	PLM CGym	1997	7.3	8.5	7.4	6.1	7.9	7.7	44.9
14	HUBERT Thibaud	Portet sur garonne 1	1994	6.6	6.7	8.4	7.6	8.3	6.9	44.5
15	BONFILS Matthieu	Pontoise	2000	7.9	7.1	7.8	7.0	8.3	5.4	43.5
16	LEVICONTE Evan	Pont de Beauvoisin	2002	8.2	6.2	7.7	7.0	8.2	6.1	43.4
17	CHEVROT Nicolas	PLM CGym	1999	7.5	7.5	7.0	6.7	7.6	6.7	43.0
18	THEME Guillaume	Portet sur garonne 2	1994	6.9	6.3	8.3	7.5	7.2	6.7	42.9
19	SANTINI Hugo	Pontoise	2001	8.2	5.6	7.5	7.0	8.1	6.4	42.8
20	LAURENT Tom	Pontoise	1999	8.0	7.1	7.9	7.2	7.8	4.7	42.7
	MARTIN Pierrick	Portet sur garonne 2	1997	7.3	5.5	7.7	7.0	8.0	7.2	42.7
22	BERUT Roméo	Portet sur garonne 1	1996	6.4	7.0	8.5	6.2	8.2	6.1	42.4
23	BASSANETTI Thomas	Portet sur garonne 1	1997	6.1	5.0	8.6	6.7	8.6	7.2	42.2
24	PINHEIRO Corentin	Beauchamp 2	1994	7.7	3.9	8.2	7.1	7.2	7.6	41.7
25	LESAINTE Maxime	Beauchamp 2	1993	8.4	5.4	7.5	7.2	7.8	5.2	41.5
26	SEIGLE BUYAT Dylan	Pont de Beauvoisin	1998	8.5	4.8	5.0	6.8	8.3	7.8	41.2
27	IMBAULT Brioux	Vendome	1998	8.6	4.5	6.4	7.7	6.9	6.8	40.9
28	HUBERT Thibaud	Pont de Beauvoisin	1999	6.9	5.7	6.6	7.2	7.3	6.2	39.9

29	METAYER Loïc	Vendome	1976	5.8	5.3	7.2	6.8	7.6	7.1	39.8
30	BUISSON Jessy	Gerzat	1997	5.9	5.7	6.6	7.2	7.3	5.9	38.6
	GAILLARD Guillaume	Voreppe	1994	6.6	6.9	4.9	6.9	6.6	6.7	38.6
32	DUCHADEAU Michael	Beauchamp 2	1986	4.7	6.5	7.4	6.5	6.2	6.8	38.1
33	GALLET Gaëtan	Gerzat	1996	6.2	4.4	7.4	6.7	6.5	4.8	36.0
34	GALLIX Robin	Voreppe	1995	5.5	6.0	2.4	6.1	8.0	5.6	33.6
35	CORNET Quentin	Gerzat	1996	0.0	5.9	8.1	7.1	8.1	4.3	33.5
36	GUILLEM Benoît	Portet sur garonne 2	1997	6.1	5.3	6.8	6.1	6.9	1.6	32.8
37	SEGURA Maxime	Vendome	2000	6.1	4.1	3.6	6.2	5.2	3.9	29.1
38	AUBOIS LIOGIER Valentin	Lozanne	1995	7.7	7.4	7.1	6.5	0.0	0.0	28.7
39	LAMBERT Adrien	Voreppe	2000	7.5	3.4	0.0	6.1	5.9	4.8	27.7
40	VIGNAL Axel	Gerzat	1999	5.6	5.6	2.7	5.2	6.9	1.2	27.2
41	DURANT Lucas	Lozanne	1988	0.0	7.6	0.0	0.0	8.9	7.4	23.9
42	CARNEIRO Nelson	PLM CGym	1997	6.7	3.1	0.0	6.8	4.0	0.7	21.3
43	CARREZ Alois	Lozanne	1995	0.0	5.4	0.0	6.9	0.0	6.8	19.1





Résultats de la compétition
Finales nationales UFOLEP
Vendôme
7 et 8 juin 2014

1. FEMININ NIVEAU4 11 + . SA_DA (individuels)

1.1. Résultats par équipes

	Equipe	Club					Total
1	Hénin beaumont	62--Hénin Beaumont amicale laïque	24.1	26.8	25.0	24.6	100.5
2	Douai	59--Douai	22.0	26.7	25.0	24.6	98.3
3	Fresnoy	2--La fresnoysienne	21.7	27.4	23.5	24.4	97.0
4	Bruges	33--Entente sportive bruges	21.7	25.7	25.2	24.1	96.7
5	Chaponnay	69--Chaponnay gym	21.2	25.9	23.9	25.3	96.3
6	Lambersart 2	59--SMG Lambersart	21.8	26.0	24.2	24.2	96.2
7	St Priest	69--Gymnique association saint priest	21.5	26.5	24.5	23.4	95.9
	Villeneuve sur Lot 1	47--Cercle gymnique villeneuvois	21.7	25.1	25.2	23.9	95.9
	Vénissieux	69--Cmo vénissieux	20.8	27.3	23.7	24.1	95.9
10	Echirolles ALE	38--Echirolles Amicale Laique Gym	20.2	25.9	24.4	24.2	94.7
11	Montigny en gohelle	62--Montigny Gym Club	21.2	25.2	23.9	24.3	94.6
12	Bordeaux CAM	33--C A M Bordeaux section gym artistique	21.5	25.0	24.7	23.1	94.3
13	Pontoise 2	95--SPG Pontoise	20.6	25.1	25.0	23.5	94.2
14	Roanne	42--Amicale laïque de jeunes filles de roanne	21.0	26.9	23.4	22.5	93.8
15	Chateaurenard	13--Indépendante chateaurenard	21.0	26.0	24.3	22.4	93.7
16	Pignan	34--Ass club gym choc	21.0	24.2	24.7	23.6	93.5
17	Villeneuve sur Lot 2	47--Cercle gymnique villeneuvois	21.7	23.4	24.4	23.5	93.0
18	Biarritz	64--Equilibre Biarritz	19.8	26.3	22.0	24.4	92.5

1.2. Résultats individuels





	Gymnaste	Equipe	Annee					Total
1	YOUSFI Telly	Hénin beaumont	1998	8.2	8.6	8.3	8.3	33.4
2	VOLT Zoe	Lambersart 2	1997	7.6	9.0	8.1	8.5	33.2
3	COMMENGE Fanny	Pontoise 2	1993	7.0	9.0	8.8	8.2	33.0
	JOVENET Aglae	Hénin beaumont	1998	8.3	9.0	7.6	8.1	33.0
5	PLAWNY Valentine	Douai	1998	8.0	8.5	8.1	8.3	32.9
	BATATA Adeline	Hénin beaumont	1996	7.6	9.0	8.1	8.2	32.9
	PALET Océane	Chaponnay	1998	7.3	8.7	7.9	9.0	32.9
8	BAUDUIN Carol-anne	Douai	1990	6.9	9.1	8.7	8.1	32.8
	AUBERT Eléa	Villeneuve sur Lot 2	1994	7.7	8.5	8.7	7.9	32.8
10	NIARQUIN Valentine	Fresnoy	1994	7.2	9.1	8.2	8.1	32.6
	VIDAL Julie	Pignan	1991	8.1	8.7	8.1	7.7	32.6
12	DIAZ Estelle	St Priest	1993	7.3	9.1	8.3	7.8	32.5
	LESUR Anais	Fresnoy	1988	7.2	9.3	7.6	8.4	32.5
14	SCAPOTTA Andrea	St Priest	1992	7.3	8.9	8.4	7.8	32.4
	PARFAIT Jessica	Vénissieux	1988	7.0	9.2	7.8	8.4	32.4
16	LAPORTE Claire	Bruges	1994	6.6	9.0	8.6	8.1	32.3
17	CLOCHER Vicky	Bordeaux CAM	1999	7.2	8.6	8.4	8.0	32.2
18	DELURET Carla	Villeneuve sur Lot 1	1997	6.9	8.2	8.6	8.4	32.1
	GUELLIL Fawolene	Bruges	1993	7.2	8.5	8.1	8.3	32.1
	COSTINOT Magali	Biarritz	1986	6.5	9.3	7.7	8.6	32.1
21	GALLET Sarah	Hénin beaumont	1999	7.5	8.7	8.6	7.1	31.9

22	PIN Emilie	Roanne	1987	7.0	8.8	7.5	8.4	31.7
23	DEVLEESSCHAUWER Ines	Lambersart 2	1997	6.9	8.6	7.9	8.1	31.5
	PEREIRA Maëlle	Villeneuve sur Lot 1	1998	6.7	8.6	8.7	7.5	31.5
	WAY Maureen	Pignan	1996	6.3	7.8	8.8	8.6	31.5
26	VAN ASSEL Estelle	Fresnoy	1991	7.3	8.7	7.6	7.8	31.4
	CANTALUPPI Clémentine	Vénissieux	1998	6.3	9.1	8.0	8.0	31.4
	CHATRE Celine	Roanne	1993	6.9	9.1	7.8	7.6	31.4
	INGRASSIA Clara	Chaponnay	1999	6.4	8.5	8.2	8.3	31.4
	GOMES Amalia	Montigny en gohelle	1996	6.7	8.5	8.4	7.8	31.4
31	DIEU Aline	Fresnoy	1998	6.8	9.0	7.6	7.9	31.3
	BULTEZ Melinda	Montigny en gohelle	2000	7.4	8.0	8.0	7.9	31.3
	CASADEI Melanie	Montigny en gohelle	1995	6.9	8.5	7.5	8.4	31.3
34	DELFORGE Camille	Douai	1988	6.4	8.9	8.2	7.7	31.2
35	MAGNEZ Marie	Douai	1998	7.1	8.7	8.0	7.3	31.1
	DUTFOY Elsa	Chateaurenard	1999	6.5	8.8	8.3	7.5	31.1
	WIDHEM Alexandra	Hénin beaumont	1999	7.0	8.8	7.2	8.1	31.1
38	BERRON Jeanne	Bordeaux CAM	1997	6.8	8.4	8.4	7.4	31.0
	LIVRIERI Valentine	Echirolles ALE	1999	6.2	8.1	8.4	8.3	31.0
40	DOMIS Eynola	Douai	1998	6.5	8.2	8.0	8.2	30.9
	VOLLE Charlène	Chateaurenard	1995	7.0	8.1	8.3	7.5	30.9
	CREPIEUX Emma	Chaponnay	1999	6.8	8.7	7.5	7.9	30.9
43	PUYOS Chloé	Bruges	1998	7.5	8.2	8.5	6.6	30.8
	BOROWIEC Roxane	Echirolles ALE	1997	6.6	8.8	7.2	8.2	30.8
45	AVRIL Alizee	Biarritz	2001	6.6	8.5	7.3	8.3	30.7
46	NABARETTE Léa	Villeneuve sur Lot 1	1998	7.3	8.3	7.4	7.6	30.6
	BOUCHER Sandy	Villeneuve sur Lot 2	1998	6.8	8.2	7.7	7.9	30.6
48	GRATIER Emma	Echirolles ALE	1999	7.0	8.1	8.2	7.2	30.5
	VOUILLAMOZ Célia	Echirolles ALE	1998	6.6	8.7	7.5	7.7	30.5
	LACOUR Orlane	Montigny en gohelle	1998	6.9	8.2	7.4	8.0	30.5
51	HENRY Marielle	Pontoise 2	1995	6.9	6.9	8.4	8.2	30.4
	MEYNAND Lalie	Vénissieux	1998	6.6	9.0	7.9	6.9	30.4
53	DAMINIANI Amélie	Chateaurenard	2000	7.3	8.4	7.2	7.4	30.3
54	MANCHE Celine	Lambersart 2	1997	7.3	7.1	8.2	7.6	30.2
	SOUMARE Coumba	Villeneuve sur Lot 1	1999	7.0	7.7	7.6	7.9	30.2
	MASTORINO Justine	Chateaurenard	1999	6.7	8.8	7.7	7.0	30.2
57	ROY Pauline	Chaponnay	1998	6.5	7.8	7.8	8.0	30.1
58	RODRIGUES Emilie	St Priest	1997	6.5	8.3	7.4	7.8	30.0
	GALVIN Kathleen	Echirolles ALE	1997	6.6	8.4	7.8	7.2	30.0
60	TIGNOL Elisa	Villeneuve sur Lot 1	1987	7.4	7.9	7.9	6.6	29.8
61	TRIBOLET Emilie	Vénissieux	1991	6.4	8.4	7.2	7.7	29.7
	ALCANTARA Jenny	Biarritz	2000	6.7	8.5	7.0	7.5	29.7
63	MOREL Cassandre	Lambersart 2	2002	6.6	8.4	7.3	7.3	29.6
64	BOUTINAUD Morgane	Bruges	2000	7.0	7.9	7.2	7.4	29.5
65	HALLE Constance	Fresnoy	1996	6.6	7.2	7.7	7.9	29.4
	DALMAS Laurine	Vénissieux	1991	7.2	8.4	7.2	6.6	29.4
67	VERNE Marie	St Priest	1992	6.3	8.5	7.8	6.7	29.3
68	NOVOA Marion	Pontoise 2	1992	6.3	8.0	7.8	7.0	29.1
	CHIRON Mona	Pignan	1998	6.3	7.7	7.8	7.3	29.1
70	TOOTILL Lara-may	Pontoise 2	1991	6.7	8.1	7.0	7.1	28.9
	FROBERT VELUIRE Marie	Roanne	1997	6.6	8.4	7.4	6.5	28.9
72	LEBRUN Camille	Chaponnay	1994	7.1	7.7	6.6	7.3	28.7
73	DE SOUSA Lea	Lambersart 2	1999	6.5	7.1	7.4	7.6	28.6
74	DEXIDOUR Stella	Villeneuve sur Lot 2	1999	7.2	5.5	8.0	7.7	28.4
75	MUZELLE Sarah	Roanne	1997	7.1	8.4	6.9	5.8	28.2
	DINE Alexia	Bordeaux CAM	1997	6.3	7.1	7.1	7.7	28.2
77	DUBEDAT Linon	Pignan	1996	5.8	7.5	7.6	7.2	28.1

	LAURENT Anais	Biarritz	1998	6.2	8.4	6.4	7.1	28.1
79	CHOUABE Chloe	Bordeaux CAM	1997	7.5	8.0	7.9	4.5	27.9
	BOUTHIER Ambre	Pignan	1996	6.6	6.5	7.7	7.1	27.9
81	SUARD Margot	Pontoise 2	1991	6.3	7.8	7.2	5.7	27.0
82	DESCHAMPS Alexa	Chateaurenard	1996	4.2	7.9	7.6	7.2	26.9
83	DEGUDE Emma	Bruges	1999	6.8	4.8	7.1	7.7	26.4
84	GLUAIIS Leah	Bordeaux CAM	1999	6.2	7.9	6.5	5.2	25.8
85	NADAL SARAH	Villeneuve sur Lot 2	1995	6.5	6.7	6.3	0.0	19.5
86	CHATRE Delphine	Roanne	1990	0.0	9.0	8.1	0.0	17.1
87	MAGIMEL DORINE	Villeneuve sur Lot 2	1997	6.3	0.0	7.6	0.0	13.9
88	GUERY Justine	St Priest	1994	6.9	0.0	6.9	0.0	13.8
89	POULHAZAN Charlotte	Biarritz	1996	4.1	0.0	0.0	7.0	11.1
90	LAGACHE Meghan	Montigny en gohelle	1996	0.0	0.0	0.0	0.0	0.0

2. FEMININ NIVEAU3 11 + . SA_DA (individuels)

2.1. Résultats par équipes

	Equipe	Club					Total
1	Crest	26--Us crétoise gymnastique	24.1	27.2	26.2	25.6	103.1
2	Villefranche Femina	69--Fémina gymnique de villefranche	21.6	27.9	26.9	25.8	102.2
3	Fumel	47--A s gym fumel	23.5	26.9	24.5	26.5	101.4
4	Conflans	78--PLM C Gym	20.9	26.3	25.8	25.9	98.9
	Roanne	42--Amicale laïque de jeunes filles de roanne	20.7	26.1	26.3	25.8	98.9
6	Clapiers	34--Gymnastique Artistique Clapiéroise	21.6	26.1	25.7	24.9	98.3
7	Champigny	94--RSCChampigny gym	22.9	25.3	24.6	25.3	98.1
8	Vaugneray	69--Union sportive de l'ouest lyonnais	20.5	26.1	25.6	25.2	97.4
9	Draveil	91--sporting club draveil	20.7	24.6	25.8	26.2	97.3
10	Montereau	77--Cs montereau	22.9	24.2	25.0	25.1	97.2
	Crolles	38--Gym et rythme crolles	22.3	24.3	24.3	26.3	97.2
12	Uzes	30--Club de gymnastique uzetia	21.3	23.8	25.8	26.0	96.9
13	Cournon	63--Cournon d'Auvergne Gym	20.2	26.2	24.8	25.3	96.5
14	Haubourdin	59--Haubourdin gym	21.0	24.9	25.2	24.3	95.4
15	Blanquefort	33--Entente sportive blanquefort	21.9	23.7	25.3	23.7	94.6
16	La cantalienne	15--La cantalienne	0.0	0.0	0.0	0.0	0.0

2.2. Résultats individuels

	Gymnaste	Equipe	Annee					Total
1	BUZONIE Lisa	Fumel	1994	8.5	9.3	8.3	9.0	35.1
2	LAFERRERE Florence	Villefranche Femina	1990	8.0	9.6	8.6	8.6	34.8
3	ROLLAND Celie	Crest	2000	8.3	9.2	8.6	8.5	34.6
4	MATTEI Cindi	Champigny	1994	8.3	9.1	8.2	8.7	34.3
5	DESACHY Marion	Clapiers	1997	7.5	9.1	8.7	8.9	34.2
6	GOLLIAU Lucille	Montereau	1997	8.5	8.6	8.6	8.3	34.0
	AZAIS Abigail	Crest	1996	8.2	8.6	8.8	8.4	34.0
8	POIZAT Lauren	Villefranche Femina	1989	6.9	9.6	9.1	8.3	33.9
9	LANTHEAUME Nelly	Crest	1999	7.6	8.7	8.8	8.4	33.5
10	ABAD Fanny	Vaugneray	1990	6.2	9.2	9.2	8.8	33.4
	TOUREY Ambrine	Roanne	1998	6.8	8.9	9.1	8.6	33.4
12	TREPY Aurelia	Conflans	1984	7.0	8.6	8.8	8.8	33.2
	REFALO Julie	Uzes	1998	7.3	7.8	9.1	9.0	33.2
	DECLAS Coline	Roanne	1999	7.3	8.6	8.4	8.9	33.2
	LACHAUD Lola	Clapiers	1996	7.5	8.5	8.4	8.8	33.2
16	EXPOSTO Olivia	Fumel	1998	7.4	8.9	8.1	8.7	33.1
17	HARDIAGON Marie	Draveil	1997	7.0	8.1	8.9	9.0	33.0
	DUVERNAY Marie	Villefranche Femina	1989	6.7	8.7	8.7	8.9	33.0
	FORTO Léa	Uzes	1996	7.3	8.7	8.4	8.6	33.0
20	AZAIS Esther	Crest	1998	7.1	9.3	7.8	8.7	32.9





	BONDU Clelia	Blanquefort	1993	7.1	8.7	8.9	8.2	32.9
22	FRAYSSINOUS Chloé	Fumel	1997	7.6	8.2	8.1	8.8	32.7
23	HUGOO Amélie	Haubourdin	1998	7.2	8.6	8.6	8.1	32.5
24	LESCUREUX Tess	Crolles	1997	7.9	7.9	7.8	8.8	32.4
25	IEVA Juliette	Crolles	1997	7.6	8.6	7.3	8.8	32.3
26	CAROL Esther	Draveil	1998	6.9	8.2	8.2	8.9	32.2
	FONSECA Pauline	Fumel	2000	7.4	8.7	8.1	8.0	32.2
28	CUMIN Ophelie	Villefranche Femina	1995	6.6	8.0	9.1	8.3	32.0
29	TEIXIERA Julie	Cournon	1989	6.8	8.2	8.5	8.4	31.9
30	CHEBROUX Sandy	Cournon	1978	7.0	8.5	8.1	8.1	31.7
	JACQUEMONT Noémie	Roanne	1996	6.6	8.2	8.8	8.1	31.7
32	DUFLOT Angélique	Haubourdin	1997	6.8	8.0	8.9	7.9	31.6
	LALOUZ Clemence	Crolles	2000	6.8	7.3	8.8	8.7	31.6
	VILLARD Elodie	Vaugneray	1993	6.8	8.1	8.5	8.2	31.6
35	BADOR Charline	Vaugneray	1992	7.2	8.6	7.5	8.2	31.5
36	LAMBERT Alicia	Conflans	1996	6.9	7.1	8.5	8.9	31.4
	BENOIT Aurélie	Champigny	1990	7.4	8.4	7.3	8.3	31.4
38	LECLERCQ Sarah	Haubourdin	1998	7.0	8.3	7.7	8.3	31.3
39	HARDIAGON Chloe	Draveil	1997	6.8	7.4	8.7	8.3	31.2
	HECKMANN Aurélie	Champigny	1986	7.2	7.7	8.0	8.3	31.2
	LOAEC Elynn	Cournon	1988	6.2	8.4	8.2	8.4	31.2
	COLOMB Juliette	Crest	2000	7.4	8.5	7.5	7.8	31.2
43	IMTIAZ Fatima	Draveil	1999	6.7	8.3	7.8	8.3	31.1
44	MALDJI Lydia	Villefranche Femina	1991	6.6	8.5	8.1	7.8	31.0
45	DAGES Mélanie	Clapiers	1994	6.6	8.5	8.6	7.2	30.9
46	LETAIEF Lilou	Montereau	1998	7.3	6.7	8.8	8.0	30.8
	TEMPIER Roxane	Champigny	2000	6.3	7.8	8.4	8.3	30.8
48	GALTIER Lucinda	Uzes	2000	6.7	7.3	8.3	8.4	30.7
49	GONNET Justine	Cournon	1996	6.2	8.8	7.1	8.5	30.6
50	AUGET Sandrine	Cournon	1985	6.4	8.9	7.9	7.3	30.5
51	MAMET Orlane	Roanne	1997	6.3	8.2	8.4	7.5	30.4
52	DEVIN Pauline	Montereau	1996	7.1	8.1	7.6	7.4	30.2
53	GOURITEN Morgane	Montereau	1998	7.0	7.5	7.5	8.1	30.1
	AVRIL Pauline	Crolles	1998	6.8	7.8	7.7	7.8	30.1
	GUERRERO Lisa	Blanquefort	2000	6.4	7.2	8.4	8.1	30.1
56	BREHIN Margaux	Vaugneray	1991	6.5	8.3	7.3	7.6	29.7
57	DARRIEU LEBLEU Margot	Blanquefort	1997	7.4	6.9	8.0	7.2	29.5
58	DE FARIA Léa	Fumel	1998	6.5	6.5	7.7	8.1	28.8
59	DUPRAZ Alizee	Crolles	1997	6.8	7.7	5.7	8.1	28.3
60	PENIN Vanessa	Champigny	1985	6.3	7.3	7.1	7.5	28.2
61	BERNARD Ameline	Montereau	1998	6.5	5.5	6.6	8.7	27.3
62	ARMAND Julie	Draveil	1992	6.2	6.6	6.7	7.2	26.7
63	GEORGEL Camille	Conflans	1996	0.0	9.0	8.5	8.2	25.7
64	GRANGE Mathilde	Roanne	1998	0.0	8.6	8.1	8.3	25.0
65	DUQUENOY Emilie	Conflans	1989	7.0	8.7	7.2	0.0	22.9
66	LIBERT Melanie	Blanquefort	1991	0.0	7.3	7.8	7.4	22.5
67	BOURNEUF Laura	Blanquefort	1996	7.4	7.7	7.1	0.0	22.2
68	URBANIAC Marion	Conflans	1993	6.4	7.4	0.0	6.3	20.1
69	VAIR PIOVA Marion	Vaugneray	1994	0.0	5.5	7.9	0.0	13.4
70	FRADIER Pauline	La cantalienne	1991	0.0	0.0	0.0	0.0	0.0
	LECLERC Céline	La cantalienne	1991	0.0	0.0	0.0	0.0	0.0
	TREVIAUX Cécile	La cantalienne	1991	0.0	0.0	0.0	0.0	0.0
	TREVIAUX Mylène	La cantalienne	1991	0.0	0.0	0.0	0.0	0.0
	HERING Lauren	Uzes	1994	0.0	0.0	0.0	0.0	0.0

3. FEMININ NIVEAU3 11 + . SA_DA (B) (individuels)

3.1. Résultats par équipes

	Equipe	Club					Total
1	Jonage	69--E.s.j gymnastique artistique	22.7	25.7	26.4	26.1	100.9
2	Désertines	3--Assoc gymnique de desertines	22.6	24.4	26.6	26.3	99.9
3	Pontoise	95--SPG Pontoise	21.1	26.0	26.0	25.4	98.5
4	Loos	59--Loos	21.6	25.3	26.0	25.0	97.9
5	Millery	69--ESMC gym	22.2	24.7	25.3	24.6	96.8
6	Houilles	78--Avant-Garde de Houilles	21.3	24.6	25.2	24.9	96.0
7	Muret	31--Le Ralliement	21.3	23.9	24.0	25.2	94.4
8	Vic le comte	63--Vic le comte	22.1	20.0	26.4	24.3	92.8





3.2. Résultats individuels

	Gymnaste	Equipe	Annee					Total
1	BERNAT Cathy	Pontoise	1994	7.5	9.2	8.9	9.0	34.6
2	SOARES Anna lydia	Loos	1998	7.4	8.8	9.0	8.5	33.7
3	DE SOUSA Carine	Jonage	1994	7.7	8.3	8.8	8.7	33.5
4	JAUMONET Marie	Jonage	1991	7.6	8.6	8.1	9.1	33.4
5	LEPERCK Camille	Loos	1998	6.8	8.6	8.8	8.7	32.9
6	DE SOUSA Cathy	Jonage	1997	6.9	8.8	8.9	8.2	32.8
	COULON Charlene	Désertines	1989	6.6	9.3	8.6	8.3	32.8
8	CHEVARIN Maëva	Vic le comte	1992	7.3	8.0	9.3	8.0	32.6
	JAMET Aline	Désertines	1988	7.3	7.7	9.0	8.6	32.6
10	VEAU Justine	Houilles	1991	7.0	8.2	8.2	9.1	32.5
11	ROBIN Cezanne	Jonage	1997	7.4	8.3	8.7	8.0	32.4
12	DALEME Celia	Muret	1998	7.0	8.8	7.8	8.6	32.2
	FERREIRA Virginie	Désertines	1989	8.0	7.4	7.8	9.0	32.2
14	VANBECELAERE Manon	Millery	1998	7.5	8.3	8.3	8.0	32.1
15	CLAUDET Delphine	Houilles	1988	6.5	8.6	8.9	8.0	32.0
16	SUARD Mathilde	Pontoise	1983	6.9	8.8	8.5	7.6	31.8
	RIVALLAND Aurelie	Muret	1993	7.3	7.3	8.6	8.6	31.8
	RAVAS Noémie	Millery	1998	7.4	8.1	7.9	8.4	31.8
19	RONGIER Marjolaine	Pontoise	1998	6.7	8.0	8.6	8.0	31.3
20	MARTINAT Gaetane	Désertines	1992	7.3	6.7	9.0	7.8	30.8
21	SUROWKA Emma	Millery	1998	7.3	7.7	8.0	7.7	30.7
22	AGUILLAUME Emilie	Désertines	1999	6.8	6.6	8.5	8.7	30.6
23	MIRA Mélanie	Pontoise	1995	6.7	7.2	8.2	8.4	30.5
24	FEDLAOUI Estelle	Vic le comte	1991	7.3	6.3	9.0	7.7	30.3
25	GREMION Lucille	Houilles	1992	7.0	7.8	7.6	7.8	30.2
	MASSIP Julie	Muret	1997	7.0	7.8	7.6	7.8	30.2
27	LAMPIN Sarah	Loos	1997	7.4	6.8	8.2	7.7	30.1
28	HOUSSIN Pauline	Vic le comte	1999	7.3	5.7	8.1	8.6	29.7
29	VIAL Clémence	Houilles	1998	6.8	7.7	7.4	7.4	29.3
30	KACIMI Soraya	Houilles	1991	7.3	5.9	8.1	7.2	28.5
31	GUILLARD Elodie	Muret	1996	7.0	6.7	6.4	8.0	28.1
32	NARANJO Celia	Muret	1996	6.4	4.9	7.1	7.5	25.9
33	DEJAX Mathilde	Vic le comte	1996	7.5	1.9	7.7	7.2	24.3





34	GRANGER Mathilde	Millery	1999	0.0	8.3	7.7	7.9	23.9
35	BENEY Gwendoline	Millery	1998	6.6	0.0	9.0	8.2	23.8
36	LEIGNEL Morgane	Loos	1992	0.0	7.9	7.8	7.8	23.5
37	BRUNEL Alexandra	Jonage	1995	6.7	0.0	7.2	8.3	22.2
38	PHAN Alisson	Pontoise	1999	6.1	6.8	7.7	0.0	20.6
39	JANICAUD Darany	Vic le comte	1990	0.0	0.0	0.0	0.0	0.0

4. FEMININ NIVEAU2 9-14 ans . SA_DA (individuels)

4.1. Résultats par équipes





	Equipe	Club					Total
1	Francheville	69--Gym dans'	26.6	25.7	25.3	28.8	106.4
2	Faches	59--Faches thumesnil	24.3	22.2	22.5	27.2	96.2
3	Cournon	63--Cournon d'Auvergne Gym	22.1	22.3	20.9	25.6	90.9

4.2. Résultats individuels





	Gymnaste	Equipe	Annee					Total
1	RIVIER Justine	Francheville	1999	9.2	9.5	8.5	9.8	37.0
2	NAVILLOZ Sasha	Francheville	1999	9.4	7.6	8.3	9.5	34.8
3	PAIER Lou	Francheville	2001	7.4	8.6	8.5	9.5	34.0
4	BIKKA Lea	Faches	2001	8.7	7.7	8.1	9.4	33.9
5	GENTIL Axelle	Cournon	2000	8.4	7.0	7.8	9.5	32.7
6	BOTHIER Emma	Francheville	2000	8.0	7.4	7.8	9.2	32.4
7	ESCANDE Melissa	Faches	1999	8.1	7.7	7.3	9.1	32.2
8	BEHAGUE Margot	Faches	1999	7.5	6.8	7.1	8.7	30.1
9	PABION Clara	Cournon	2000	6.8	6.4	6.9	8.4	28.5
10	MENNA Léa	Cournon	2000	6.9	7.4	6.2	7.7	28.2
11	DELOMEZ Chloé	Cournon	2000	6.8	7.9	4.9	6.5	26.1
12	PINTENO Célia	Francheville	2001	7.4	7.5	8.1	0.0	23.0
13	MERDJI Anissa	Faches	2000	6.4	0.0	6.6	0.0	13.0
14	LEVADOUX Lou	Cournon	2000	0.0	5.7	0.0	0.0	5.7
15	BRACQ Alice	Faches	1999	0.0	0.0	0.0	0.0	0.0

5. FEMININ NIVEAU2 11 + . SA_DA (B) (individuels)

5.1. Résultats par équipes

	Equipe	Club					Total
1	Loriol	26--Groupe omnisports loriolais (gol)	23.1	24.8	26.0	28.4	102.3
2	Champigny	94--RSCChampigny gym	22.8	26.2	26.3	26.6	101.9
3	Irigny	69--Amicale lai que irigny	23.8	25.4	25.9	26.4	101.5
4	St Genis les Ollières	69--Entente St genoise	21.3	25.5	25.3	28.3	100.4
5	Perpignan	66--Uscm	23.6	25.1	23.0	25.9	97.6
6	Brie comte robert	77--Scbgym	23.9	24.8	21.6	27.1	97.4
7	Eragny	95--Gsa eragny	22.9	24.6	23.9	25.7	97.1
8	Muret	31--Le Ralliement	21.8	24.3	23.8	25.9	95.8





5.2. Résultats individuels

	Gymnaste	Equipe	Annee					Total
1	GAUDARD Maureen	Loriol	1999	7.0	9.0	9.3	9.7	35.0
2	DABURON Laetitia	Champigny	1985	7.7	8.8	9.2	8.8	34.5
3	MATHIAS Mélanie	St Genis les Ollières	1993	7.1	8.4	9.1	9.6	34.2
4	PARIZOT Audrey	Irigny	1996	8.0	8.5	8.6	8.9	34.0
5	CASTANS Mélissandre	Eragny	1991	8.1	8.6	7.8	9.2	33.7
	SCHMITT Florence	Perpignan	1987	7.9	8.9	7.2	9.7	33.7
7	MOREAU Estelle	St Genis les Ollières	1992	7.4	8.0	8.6	9.6	33.6
8	DIBENEDETO Laura	Brie comte robert	1989	8.0	8.1	8.0	9.3	33.4
9	BLOIN JULIETTE	Loriol	1999	8.6	7.6	7.2	9.4	32.8
10	ORIOLE Camille	Irigny	1996	8.1	6.8	8.7	9.1	32.7
11	CASTANS Apolline	Eragny	1994	8.4	7.8	7.5	8.7	32.4
	CHAIX Manon	Champigny	1982	7.6	7.4	8.2	9.2	32.4
13	ROUGE Annette	Perpignan	1995	8.4	8.0	8.4	7.5	32.3
	VANDERSNICK Aurélie	Muret	1984	6.7	8.9	8.1	8.6	32.3
15	DA CUNHA FARIA Fiona	Champigny	1992	7.5	8.7	7.8	8.2	32.2
16	MOULIS Celine	Muret	1991	7.4	8.4	7.2	8.8	31.8
17	JANDARD Noémie	St Genis les Ollières	2000	6.8	8.3	7.5	9.1	31.7
18	NOYER Apoline	Brie comte robert	1991	8.0	7.8	7.1	8.5	31.4
19	LOBA Marion	Irigny	1994	7.7	7.3	7.9	8.4	31.3
20	MOREAU Alexia	St Genis les Ollières	1992	6.5	8.0	7.6	8.9	31.0
21	PARIZOT Estelle	Irigny	1996	7.2	7.6	8.4	7.5	30.7
22	RATTE Laurine	Muret	1991	6.5	7.0	8.4	8.5	30.4
23	GOBILLOT Camille	Brie comte robert	1986	7.2	7.3	6.5	9.3	30.3
24	ANRETAR Vanessa	Brie comte robert	1992	7.1	8.2	5.8	8.5	29.6
25	NAMONT Marie-laure	Champigny	1980	7.2	7.2	8.3	6.8	29.5
26	BERNARD Angelina	Muret	1990	7.7	6.6	7.3	7.7	29.3
27	PHILIPPE Mathilde	Eragny	1989	6.4	6.2	6.3	7.8	26.7
28	MORETTI Katarina	Irigny	1988	0.0	9.3	8.6	8.4	26.3
29	REINHARD Jade	Champigny	1999	0.0	8.7	8.8	8.6	26.1
	TORA Alexandra	Perpignan	1989	7.3	4.3	7.4	7.1	26.1
31	THEVENET Lea	Loriol	2000	0.0	7.8	8.7	9.3	25.8
32	DURAND Emma	Loriol	1998	7.2	0.0	7.9	8.4	23.5
33	BRZEZINSKA Coralie	Loriol	1995	7.3	8.0	8.0	0.0	23.3
34	MARTEL Margaux	Perpignan	1997	0.0	8.2	6.1	8.7	23.0

35	MORIN Marion	Brie comte robert	1994	7.9	8.5	1.8	2.5	20.7
36	TROUCHE Amandine	Eragny	1986	0.0	8.2	8.6	0.0	16.8
37	BLACHON Amandine	St Genis les Ollières	1994	0.0	8.8	7.5	0.0	16.3
38	FORTIN Maude	Eragny	1997	0.0	0.0	0.0	0.0	0.0

6. FEMININ NIVEAU4 11 + . SA_DA (B) (individuels)

6.1. Résultats par équipes

	Equipe	Club					Total
1	Beauvais	60--La Vaillante	24.2	24.9	25.4	25.6	100.1
2	Savigny	69--A.s.c.savigny	22.7	26.7	23.7	25.8	98.9
3	St Cyr	78--Cao gym sportive	22.6	25.3	25.0	25.7	98.6
4	Brunoy	91--Brunoy pyramide	23.1	24.6	25.1	25.3	98.1
	Cabestany	66--Coc gymnastique	23.6	25.0	23.7	25.8	98.1
6	Bray	77--Club sportif braytois	23.0	24.4	25.3	25.0	97.7
7	Castelsarrasin	82--Le défi castelsarrasinois	22.7	24.1	25.4	25.2	97.4
8	Chateauroux	36--ASPTT GYM	22.9	24.2	24.6	25.4	97.1
9	Loos	59--Loos	22.1	24.8	25.7	24.0	96.6
10	Anse	69--Jeunesse ansoise	22.8	25.0	24.7	24.0	96.5
11	Trets	13--Gymnastique sportive tretsoise	22.4	24.9	24.5	24.3	96.1
12	Brie comte robert 2	77--Scbgym	20.9	25.6	25.0	24.2	95.7
13	Lormont	33--Club gymnique lormontais	21.6	24.5	23.6	24.9	94.6
14	La tour du pin	38--L'alerte gymnastique la tour du pin	21.0	24.2	24.5	24.8	94.5
15	Esvres 1	37--Gymnastique Sportive Esvres	21.4	25.2	24.3	23.2	94.1
16	Gradignan Gymnix 2	33--Gymnix	23.0	23.9	22.3	24.6	93.8
17	Artannes	37--Gymnastique enfants artannes	21.8	23.7	23.6	24.3	93.4
18	Cournon	63--Cournon d'Auvergne Gym	20.8	23.8	22.4	21.3	88.3

6.2. Résultats individuels





	Gymnaste	Equipe	Annee					Total
1	DIOT VASCHY Eva	Beauvais	1986	8.7	9.4	8.8	8.6	35.5
2	PONGA Rosette cassandra	Cabestany	2002	8.8	8.9	8.4	8.8	34.9
3	GOURGUES Marie laure	St Cyr	1988	7.5	8.8	9.0	8.7	34.0
4	JOUSSIER Camille	Trets	1996	8.0	8.9	8.3	8.3	33.5
5	DUCARRE Florine	Savigny	1987	7.9	9.0	7.7	8.7	33.3
6	DOUILLARD Loiscia	Bray	2001	7.7	8.3	8.6	8.5	33.1
	LESTRADE Carole	Castelsarrasin	1991	7.4	8.3	9.2	8.2	33.1
8	DEBRUYNE Julie	Loos	2001	7.7	8.5	9.0	7.8	33.0
9	RAMSAMY Shirley	Beauvais	1991	7.7	8.4	8.1	8.7	32.9
	FOULATIER Zoé	Chateauroux	1999	8.0	8.4	7.7	8.8	32.9
	BARRIERE Elodie	Castelsarrasin	1995	7.8	8.3	8.3	8.5	32.9
12	POIGNANT Marion	Savigny	1989	7.2	9.0	7.6	8.8	32.6
13	GIRARD Anne	Bray	1992	7.8	8.5	7.9	8.2	32.4
	CARRA Lauriane	Savigny	1995	7.3	8.7	8.1	8.3	32.4
15	BERTHET Laurie	Chateauroux	1990	7.1	8.3	8.6	8.3	32.3
16	ROMAIN -GUIDANI Alizee	Anse	1998	7.5	8.5	7.8	8.3	32.1
	COUTURIER Manon	Trets	1998	7.5	8.1	8.4	8.1	32.1
	BOLLET Kahina	La tour du pin	1998	7.5	8.6	7.9	8.1	32.1

19	CALLU Caroline	St Cyr	1995	7.7	8.3	7.4	8.6	32.0
	RAYNAUD Juliette	Brunoy	1996	7.8	7.9	8.2	8.1	32.0
21	BARBEZAT Laurie	Brunoy	1994	7.6	8.2	7.8	8.3	31.9
	RIBEIRO Manon	Bray	1999	7.3	7.6	8.7	8.3	31.9
23	ROGER Louna	Lormont	2000	7.5	8.2	7.6	8.5	31.8
24	FADERNE Céline	Beauvais	1995	7.8	7.1	8.5	8.3	31.7
	GRAVICHE Sabrina	Savigny	1994	7.5	8.6	7.6	8.0	31.7
26	NOTA Amandine	Brie comte robert 2	1989	6.8	8.5	8.4	7.9	31.6
	ZEKRI Jade	Cabestany	1998	7.3	8.2	7.5	8.6	31.6
	DARGERER Johanna	Savigny	1996	7.1	8.5	7.9	8.1	31.6
29	ARONDAL Stacy	Loos	1992	7.3	8.1	7.8	8.3	31.5
30	MOREL Christelle	Brunoy	1986	7.3	8.4	7.3	8.4	31.4
	CARVELA Katia	Brie comte robert 2	1995	7.1	7.6	8.4	8.3	31.4
32	MORE Léatitia	Brunoy	1996	6.6	8.0	8.2	8.5	31.3
	BERRIC Caroline	Brie comte robert 2	1994	7.0	8.1	8.2	8.0	31.3
	SCHEIDEGGER Clemence	Anse	1999	7.0	8.2	8.3	7.8	31.3
	VICHERD Candice	La tour du pin	1998	6.8	8.1	8.1	8.3	31.3
36	BERTRAND Pascale	Gradignan Gymnix 2	1990	7.4	8.0	7.8	8.0	31.2
37	LEMIRE Delphine	Bray	1991	7.5	7.4	8.0	8.2	31.1
	DOUMAS Manon	Artannes	1991	7.0	8.8	7.2	8.1	31.1
	LAMY Morgane	Lormont	2000	7.0	8.4	7.8	7.9	31.1
	BALBIANO Lara	Gradignan Gymnix 2	1998	7.6	8.4	7.1	8.0	31.1
41	ROLLIN Camille	Lormont	1996	6.7	7.9	8.2	8.2	31.0
	DESVIGNES Léa	La tour du pin	2000	6.6	7.5	8.5	8.4	31.0
43	ECOMARD Karine	Esvres 1	1992	7.3	8.0	8.4	7.2	30.9
44	DELON Emilie	Chateauroux	2000	7.5	7.5	8.0	7.8	30.8
	RAINGEAUD Fanny	Esvres 1	1997	6.1	8.7	8.1	7.9	30.8
46	CANTARINHA Lucille	St Cyr	1989	7.4	8.2	6.9	8.2	30.7
	TURPIN Solenn	Anse	1996	7.8	8.3	7.0	7.6	30.7
48	VIOLAS Lucille	St Cyr	1990	7.1	6.5	8.6	8.4	30.6
49	LARQUEY Naïs	Cabestany	1999	6.9	7.9	7.4	8.3	30.5
	PALISSE Chloe	Gradignan Gymnix 2	1999	8.0	6.7	7.2	8.6	30.5
	LAPACHERIE Valentine	Esvres 1	1998	6.7	8.1	7.8	7.9	30.5
52	MAURINES Roxanne	Anse	1998	7.5	6.3	8.6	7.9	30.3
	GERNEZ Céline	Loos	1999	7.1	6.7	8.6	7.9	30.3
	ROFES Chloë	Cabestany	1996	7.5	7.3	7.1	8.4	30.3
55	LECLERCQ Nolwenn	Brunoy	1995	7.7	5.3	8.7	8.4	30.1
	DACUNHA-MONTEIRO Victoria	Castelsarrasin	1997	7.4	7.5	6.9	8.3	30.1
57	REYMOND Marinca	Trets	1996	6.9	7.1	7.8	7.9	29.7
	BRIAUDEAU Lola	Artannes	1998	6.5	7.0	8.3	7.9	29.7
59	IAQUINTA Elsa	Trets	1996	6.3	7.9	7.6	7.8	29.6
	PETTE Jeanne	Artannes	2000	7.2	6.9	8.1	7.4	29.6
61	MOUA NEDELLEC Rose eva	Cabestany	1999	6.5	7.2	7.8	8.0	29.5
	DASTE Sandra	Castelsarrasin	1999	7.2	6.0	7.9	8.4	29.5
63	LEFRANC Marianne	Bray	1995	6.9	6.6	8.0	7.9	29.4
	LE GUELLEC BISBAU Kéolany	Artannes	2000	7.6	7.0	6.5	8.3	29.4
65	GRIGNON LEA	Cournon	1998	7.1	7.8	7.4	7.0	29.3
66	GODIN Sarah	Loos	2000	6.8	8.2	7.0	7.1	29.1
	MARQUEZ MANON	Cournon	2000	6.3	8.4	7.7	6.7	29.1
68	MIASOTTI Ludyvine	Anse	1997	6.6	8.0	6.9	7.5	29.0
69	ALLAIN Marine	Beauvais	1989	6.6	6.3	7.8	8.2	28.9
	GENOT Tiffany	Loos	2000	6.2	7.1	8.1	7.5	28.9
71	GILLET Manon	Chateauroux	2000	7.3	5.2	8.0	8.3	28.8
	MICHAUD Wendy	Chateauroux	1999	7.4	6.5	7.6	7.3	28.8





	ROPITAL Juliette	Esvres 1	1997	7.0	8.4	6.4	7.0	28.8
74	POIL Mathilde	Brie comte robert 2	1992	6.4	7.6	6.7	7.7	28.4
	BORDEAU Morgane	Lormont	2000	7.1	7.3	5.8	8.2	28.4
76	PRUVOST COLINE	Brie comte robert 2	1993	5.6	9.0	6.7	6.9	28.2
	LADEVIE Iléane	Cournon	1998	7.0	7.6	6.7	6.9	28.2
78	FISCHER Léa	La tour du pin	1996	6.7	6.3	7.5	7.6	28.1
	BERNET Floriane	Castelsarrasin	1988	7.5	5.9	7.1	7.6	28.1
80	ROUX Luce	Gradignan Gymnix 2	2000	7.3	6.5	6.2	8.0	28.0
81	SALAS Audrey	Cournon	1994	6.3	6.9	7.3	7.4	27.9
82	DELPLANQUE Stephanie	St Cyr	1988	6.6	7.9	6.1	7.2	27.8
83	DEFRANCE Charlotte	Esvres 1	1998	7.1	6.6	6.6	7.4	27.7
84	FLEUTOT Fanny	Lormont	1999	6.7	6.1	6.9	7.7	27.4
85	PRANGER Pamela	Trets	1997	5.9	6.4	5.4	6.8	24.5
86	PROST NINON	Cournon	1998	6.7	5.9	5.5	6.3	24.4
87	ESTEVE Coline	Artannes	1994	0.0	7.9	6.5	7.8	22.2
88	CASCARRA Lea	Gradignan Gymnix 2	1996	7.0	7.5	7.3	0.0	21.8
89	BEL Caroline	La tour du pin	1987	0.0	0.0	1.2	0.0	1.2
90	HAPPERT Solene	Beauvais	1992	0.0	0.0	0.0	0.0	0.0

7. FEMININ NIVEAU4 9-12 ans . SA_DA (individuels)

7.1. Résultats par équipes





	Equipe	Club					Total
1	Faches	59--Faches thumesnil	23.8	26.9	22.7	24.9	98.3
2	Loriol	26--Groupe omnisports loriolais (gol)	20.7	25.9	25.5	23.9	96.0
3	Brie comte robert	77--Scbgym	21.8	24.7	23.3	24.5	94.3
4	Le bouscat	33--Union Sportive Bouscataise Gym	21.1	22.5	22.4	23.5	89.5

7.2. Résultats individuels





	Gymnaste	Equipe	Annee					Total
1	LEGRAND Clemence	Faches	2001	8.7	9.3	8.2	8.4	34.6
2	BONNET Maelle	Loriol	2002	7.3	8.8	8.2	8.1	32.4
3	DELANGUE Emma	Faches	2001	7.5	8.7	7.1	8.4	31.7
4	POUY Maylis	Brie comte robert	2002	7.3	8.1	7.8	8.3	31.5
5	BLACHIER Celina	Loriol	2002	6.2	8.6	8.7	7.8	31.3
6	TRIOUX Erine	Faches	2002	7.4	8.3	7.4	8.1	31.2
	CHAVE Mathilde	Loriol	2002	6.4	8.4	8.6	7.8	31.2
8	LEPROUX Marine	Brie comte robert	2001	7.2	7.9	7.9	7.8	30.8
9	MANGEZ Elodie	Faches	2001	7.6	8.9	6.2	8.0	30.7
10	THELLIER Sophana	Le bouscat	2001	7.3	8.1	7.0	8.0	30.4
11	CHERON Chloé	Brie comte robert	2002	5.7	8.1	7.6	8.0	29.4
12	POMMERELL Kiara	Brie comte robert	2001	6.6	8.5	6.6	7.6	29.3
	DESENLIS Emilie	Le bouscat	2001	7.0	7.0	7.5	7.8	29.3
14	GRANSART Chloe	Faches	2002	6.4	7.9	6.9	7.7	28.9
15	MANAUTE Clara	Le bouscat	2002	6.8	7.4	6.6	7.7	28.5
16	GUERREIRO Carla-ines	Loriol	2001	6.0	8.5	6.5	7.4	28.4
17	PRAGOUT Emilie	Le bouscat	2002	5.1	6.3	7.6	6.9	25.9
18	GENETTE Mandy	Loriol	2001	7.0	0.0	8.2	8.0	23.2
19	SIDAN Theana	Le bouscat	2002	6.7	0.0	7.3	7.2	21.2
20	LERUS Léanna	Brie comte robert	2002	7.3	0.0	0.0	8.2	15.5

8. FEMININ NIVEAU5 9-14 ans . SA_DA (individuels)

8.1. Résultats par équipes

	Equipe	Club					Total
1	Anse	69--Jeunesse ansoise	29.7	32.3	31.9	30.9	124.8
	Rhodia club	38--Rhodia-Club Gymnastique	29.9	32.3	31.9	30.7	124.8
3	Millery 2	69--ESMC gym	30.0	33.0	31.5	29.5	124.0
4	Chilly Morangis	91--Cgmc	30.1	32.0	30.0	30.2	122.3
5	Jonage	69--E.s.j gymnastique artistique	29.9	31.1	30.9	29.3	121.2
6	St Germain Laval	77--GCSGL	29.5	31.6	29.8	30.2	121.1
	Cabestany	66--Coc gymnastique	29.7	31.9	30.3	29.2	121.1
	Cournon 1	63--Cournon d'Auvergne Gym	29.1	30.9	31.1	30.0	121.1
9	Le bouscat	33--Union Sportive Bouscataise Gym	29.7	30.5	30.4	30.2	120.8
10	Pornic	44--optimist pornic	29.3	29.3	31.5	29.6	119.7
11	Gargenville	78--Espérance de gargenville	28.4	29.7	30.7	29.9	118.7
12	MENUCOURT	MENUCOURT	28.6	29.9	30.4	29.7	118.6
13	Pérignat	63--CIG Mur es allier	29.3	30.5	29.5	29.1	118.4
14	Castelsarrasin 1	82--Le défi castelsarrasinois	28.3	29.2	29.2	30.3	117.0
15	Lormont	33--Club gymnique lormontais	28.5	24.9	29.9	30.3	113.6
16	LUC gym	59--Luc gym	25.1	27.2	26.7	28.6	107.6

8.2. Résultats individuels

	Gymnaste	Equipe	Annee					Total
1	DESBRIERES Lisa	Millery 2	2000	7.6	8.7	8.6	7.5	32.4
2	VIGNAL Manon	Rhodia club	1999	7.5	8.2	8.4	8.0	32.1
3	BLANC Loraine	Jonage	1999	7.5	8.1	7.9	7.7	31.2
4	CLOUVEL Fanny	Anse	2001	7.6	8.0	8.0	7.4	31.0
	HERAUD Alexia	Anse	2001	7.4	8.2	7.8	7.6	31.0
	VOISIN Fiona	Anse	2001	7.3	8.2	7.9	7.6	31.0
7	THEVENIN Darina	Chilly Morangis	2000	7.9	7.8	7.6	7.6	30.9
8	ATALLAH Marylise	Rhodia club	1999	7.8	7.8	7.8	7.4	30.8
	POTTIER Kimberley	Rhodia club	2000	7.3	8.0	7.8	7.7	30.8
	VALADOUX-MIDOL Lilou	Millery 2	2002	7.6	8.5	7.3	7.4	30.8
	MICHON Romane	Pornic	2000	7.2	7.7	8.3	7.6	30.8
12	GREUILLET Meghan	Chilly Morangis	1999	7.7	8.3	7.0	7.7	30.7
13	CHAUSSINAND Lisa	Rhodia club	2001	7.3	7.8	7.9	7.6	30.6
14	GILSOUL Lea	Castelsarrasin 1	1999	7.3	8.2	7.2	7.8	30.5
	ASCARATEIL Solene	Le bouscat	2002	7.4	7.9	7.7	7.5	30.5
	GOEURY Lea	Le bouscat	1999	7.5	7.7	7.9	7.4	30.5
17	SERRE Chloe	St Germain Laval	1999	7.4	7.3	7.8	7.9	30.4
	VARSVAUX Emma	Chilly Morangis	2000	7.3	8.0	7.5	7.6	30.4
	RAY Johanna	Anse	2000	6.8	7.6	8.2	7.8	30.4
	NOLLEVALLE LLORET Emma	Cabestany	1999	7.6	8.0	7.5	7.3	30.4
21	VIOLETTE Anaïs	Millery 2	2001	7.5	7.6	7.9	7.3	30.3
22	RAMAMBASSON Julie	Cabestany	2000	7.2	8.3	7.2	7.5	30.2

	GEINDRE Mila	Lormont	2000	7.3	7.7	7.6	7.6	30.2
	VEN IAMETTI Nina	Millery 2	2000	7.3	7.9	7.7	7.3	30.2
	CATIGNOL Marine	Pérignat	2000	7.4	8.2	7.6	7.0	30.2
26	PAQUET Cloé	Rhodia club	2000	7.2	8.3	7.5	7.1	30.1
27	SALMERON Louna	St Germain Laval	2001	7.3	8.3	7.2	7.2	30.0
	DE CIANTIS Lena	Jonage	1999	7.5	8.3	6.7	7.5	30.0
	AZARD Mélanie	Cournon 1	2000	7.5	7.7	7.6	7.2	30.0
	CRUBLE Pauline	MENUCOURT	1999	6.9	7.7	8.0	7.4	30.0
31	NENEZECH Maëlle	MENUCOURT	2001	7.4	7.2	7.6	7.7	29.9
32	MARROT Benedicte	Gargenville	2000	7.7	7.3	7.5	7.3	29.8
	DELMAS Margaux	Cabestany	1999	7.4	7.8	7.9	6.7	29.8
	CASSIN Alix	Cournon 1	2000	6.7	8.1	7.8	7.2	29.8
	ANDRE Elise	Pérignat	2002	7.2	7.5	7.7	7.4	29.8
	MARIAUD Esmeralda	Pornic	1999	7.4	8.1	7.0	7.3	29.8
37	GARCIA Estelle	Cabestany	2002	7.5	7.8	7.5	6.9	29.7
38	PEREIRA Océane	Chilly Morangis	1999	7.2	7.4	7.7	7.3	29.6
	LERAY Marie	Pornic	2000	7.4	6.2	8.3	7.7	29.6
	BUREL Philippine	Le bouscat	2002	7.5	7.2	7.2	7.7	29.6
41	CHARLAT Lucie	Cournon 1	2000	6.1	7.6	8.2	7.6	29.5
42	PELTIER Lucile	Gargenville	2001	6.6	8.1	7.5	7.2	29.4
	SCIANDRA Alice	Jonage	2001	7.6	7.0	7.5	7.3	29.4
44	NADI Saoussan	Castelsarrasin 1	1999	7.2	7.2	7.3	7.6	29.3
	GUE Paloma	Le bouscat	2002	7.3	7.7	6.9	7.4	29.3
	RASTELLO Laetitia	Le bouscat	2002	7.3	6.8	7.6	7.6	29.3
47	CROELLA Capucine	Millery 2	2000	7.2	7.9	7.2	6.9	29.2
	PIROT Jeanne	Pornic	2000	7.3	7.3	7.7	6.9	29.2
49	PAILLARD Elysa	St Germain Laval	2001	7.7	8.4	5.2	7.8	29.1
	PINTO Amelys	Chilly Morangis	2000	6.8	7.9	7.2	7.2	29.1
	JACOB Cassandra	Jonage	1999	7.3	7.6	7.8	6.4	29.1
52	TYPRET Laurianne	Gargenville	2000	6.5	7.1	7.8	7.6	29.0
	NTONGA Camille	Cournon 1	2000	7.0	7.5	6.9	7.6	29.0
54	COUSIN Camille	LUC gym	2001	6.7	7.5	7.3	7.2	28.7
55	BARTHOMEUF Melissa	Cournon 1	1999	7.4	6.1	7.5	7.6	28.6
	PY Mylène	Pérignat	2001	7.5	7.2	6.9	7.0	28.6
57	DA COSTA Amandine	Gargenville	2000	6.6	7.2	7.1	7.6	28.5
	OLIVIE Mathilde	Castelsarrasin 1	1999	7.0	6.9	7.3	7.3	28.5
59	GUYOTOT Shan	Jonage	2001	7.2	7.1	7.3	6.8	28.4
	ORSET Emma	Jonage	2000	6.9	7.0	7.7	6.8	28.4
	ARANTES Lory	Pérignat	2000	7.0	7.2	6.9	7.3	28.4
	VIOLLET Andréane	MENUCOURT	2002	6.8	8.3	6.4	6.9	28.4
63	POITOU Cassandra	St Germain Laval	2001	7.1	7.6	6.8	6.8	28.3
64	PODOROJNIY Yvanna	St Germain Laval	2001	7.1	6.7	7.8	6.6	28.2
	MEGEMONT Justine	Pérignat	2001	7.2	7.6	6.2	7.2	28.2
66	COSYNS Laura	MENUCOURT	2001	7.0	6.7	6.7	7.7	28.1
67	BESOMBES Julie	St Germain Laval	2001	6.9	6.8	7.0	7.3	28.0
	JAVELAUD Elyne	Lormont	2001	7.5	5.2	7.6	7.7	28.0
	CAMPOS Lucie	Lormont	1999	6.9	6.1	7.6	7.4	28.0
	PONSONNAILLE Emilie	Cournon 1	2000	7.2	6.5	7.3	7.0	28.0
	MICHEL Laure	MENUCOURT	2000	7.2	6.7	7.5	6.6	28.0
72	TREDEZ Margot	Gargenville	2001	7.5	5.8	7.7	6.8	27.8
73	MARTINI Loraine	Pérignat	2001	6.5	6.7	7.3	7.2	27.7
74	LATREILLE Assia	Cabestany	2002	6.9	7.0	6.4	7.3	27.6
75	DESCHODT Eugénie	LUC gym	2000	6.0	6.9	7.2	7.1	27.2
76	VIDIE Alisee	Gargenville	2000	5.5	6.4	7.7	7.4	27.0
77	TAMIETTI Mathilde	Castelsarrasin 1	2002	6.4	6.9	7.0	6.5	26.8
	VENDRIES Blanche	Castelsarrasin 1	1999	6.8	5.0	7.4	7.6	26.8





	RELANDEAU Charlotte	Pornic	1999	6.6	6.1	7.1	7.0	26.8
80	TONNELE Laurie	Lormont	2000	6.8	5.3	6.8	7.6	26.5
81	GARRIONNE Manon	Rhodia club	1999	7.0	5.4	6.3	7.3	26.0
82	BARON Clémence	Chilly Morangis	2000	6.8	5.8	6.8	6.5	25.9
	DEQUEKER Marie	LUC gym	2002	6.4	6.1	6.4	7.0	25.9
	SLAOVA Sofia	Lormont	2000	6.1	5.8	7.1	6.9	25.9
85	LANIER Mathilde	LUC gym	1999	6.0	6.7	5.8	7.3	25.8
86	SAMSON Cloë	MENUCOURT	2001	7.0	4.7	7.3	6.3	25.3
87	PENARANDA Chloé	Cabestany	2000	5.4	4.9	7.4	7.1	24.8
88	ROUAUD Marine	Pornic	1999	6.7	3.9	7.2	6.8	24.6
89	SAMSOEN Chloe	Anse	1999	7.4	7.9	0.0	7.9	23.2
90	ECHAIB Lylia	Anse	2001	0.0	6.3	7.3	5.9	19.5
91	ACTIS DATO Marine	Le bouscat	2002	0.0	0.0	5.8	0.0	5.8
92	WARGNIER Estelle	LUC gym	2002	0.0	0.0	0.0	0.0	0.0
	LEBAS Romane	Lormont	1999	0.0	0.0	0.0	0.0	0.0

9. FEMININ NIVEAU5 9-12 ans . SA_DA (individuels)

9.1. Résultats par équipes

	Equipe	Club					Total
1	Vénissieux	69--Cmo vénissieux	28.5	33.2	31.1	32.3	125.1
2	Draveil	91--sporting club draveil	30.5	32.7	30.0	30.8	124.0
3	Haubourdin	59--Haubourdin gym	30.1	32.4	28.9	30.9	122.3
	Privas	7--Sc privas gym	28.5	32.3	29.0	32.5	122.3
5	Montereau	77--Cs montereau	28.7	30.6	30.0	30.4	119.7
6	Faches	59--Faches thumesnil	26.9	31.4	30.5	30.8	119.6
	Villeneuve sur Lot	47--Cercle gymnique villeneuvois	29.2	30.5	29.2	30.7	119.6
8	Yerres	91--Gym club yerrois	28.3	31.1	28.8	30.6	118.8
9	Muret 1	31--Le Ralliement	28.6	30.7	28.8	30.6	118.7
	Riorges	42--Olympique riorges gymnastique	26.4	30.7	30.0	31.6	118.7
11	La cantalienne	15--La cantalienne	27.8	31.9	28.2	28.5	116.4
12	Artannes	37--Gymnastique enfants artannes	25.3	28.9	25.7	29.3	109.2





9.2. Résultats individuels

	Gymnaste	Equipe	Annee					Total
1	CARBALO Lucie	Draveil	2001	7.7	8.2	7.7	8.3	31.9
2	DAVID Lili	Faches	2002	7.3	8.5	8.0	8.0	31.8
3	BRICHET Lola	Faches	2002	7.2	8.3	8.1	8.0	31.6
	VASSAS Elea	Privas	2001	7.5	8.0	7.8	8.3	31.6
5	DJOMBE Miliana	Vénissieux	2002	7.5	8.5	7.3	8.2	31.5
	LEMBO Cynthia	Vénissieux	2001	7.0	8.4	8.2	7.9	31.5
7	MENBRIVES Melanie	Montereau	2001	7.5	7.9	8.0	7.9	31.3
	OULAYE Manon osseckana	Haubourdin	2002	7.5	8.0	7.9	7.9	31.3
	JOLIVET Marie	Muret 1	2001	7.4	8.0	7.7	8.2	31.3
10	HOUEL Charlotte	Vénissieux	2001	6.8	7.9	8.1	8.3	31.1
11	LENGLART Maelle	Haubourdin	2002	7.8	8.2	7.5	7.5	31.0
12	MONACO Nina	Yerres	2002	7.6	8.2	7.3	7.8	30.9
13	HELIES Julie	Draveil	2002	7.5	8.4	7.4	7.5	30.8
14	MONACO Kélyane	Yerres	2002	7.1	8.1	7.5	7.9	30.6
	RIBES Lili	La cantalienne	2001	6.9	8.4	7.7	7.6	30.6
	FROBERT Elise	Riorges	2002	6.5	8.2	7.7	8.2	30.6
17	CONNET Djelica	Draveil	2001	7.6	8.1	7.1	7.6	30.4
	MARTIN Lorie	Villeneuve sur Lot	2002	7.4	7.9	7.5	7.6	30.4
	MEILLIER Solène	Villeneuve sur Lot	2002	7.4	7.0	8.0	8.0	30.4
20	VO Lucie	Privas	2002	7.0	7.9	6.9	8.5	30.3
21	ELBERDAI Youssera	Vénissieux	2001	7.2	7.6	7.5	7.9	30.2
22	BOULARD Lou	Montereau	2001	7.4	8.0	7.0	7.7	30.1
	BOUSAHLA Myriam	Vénissieux	2001	6.7	8.4	7.2	7.8	30.1
	BRIOT Tess	Privas	2001	6.7	8.1	7.4	7.9	30.1
	ROCHARD Eleonore	Riorges	2002	7.2	8.0	7.3	7.6	30.1
26	ANDRAUD Maéva	Haubourdin	2002	7.7	8.0	6.6	7.7	30.0
27	NUOVO Harmonie	Privas	2001	7.3	8.3	6.4	7.8	29.8
28	VAUTIER Lea	Riorges	2002	6.5	7.7	7.6	7.9	29.7





29	SADAT Manon	Yerres	2002	6.9	7.5	7.3	7.8	29.5
30	REFE Clara	Haubourdin	2002	6.6	8.2	6.9	7.7	29.4
	LASSERRE Clémentine	Villeneuve sur Lot	2001	7.2	7.6	7.0	7.6	29.4
32	BELZUNCES Mathilde	Muret 1	2001	6.9	7.8	7.0	7.4	29.1
33	BELZUNCES Justine	Muret 1	2001	6.8	7.2	7.3	7.6	28.9
	RATINEY Mae	Muret 1	2001	7.3	7.4	6.8	7.4	28.9
35	CAILLAUD Léane	Villeneuve sur Lot	2001	7.2	7.4	6.7	7.5	28.8
	LAMOUREUX Loan	La cantalienne	2002	7.2	8.0	6.4	7.2	28.8
37	CARCEL Agathe	Haubourdin	2001	7.1	7.5	6.5	7.6	28.7
38	VALENCE Ashley	Montereau	2002	6.5	7.2	7.4	7.4	28.5
39	ABEGA Madeline	Draveil	2002	7.7	5.9	7.3	7.4	28.3
	VIELLE Julie	Artannes	2001	6.5	7.5	6.7	7.6	28.3
	BURNICHON Charlyne	Riorges	2002	6.2	6.8	7.4	7.9	28.3
42	PITREL Noemi	Draveil	2001	6.4	7.5	6.9	7.4	28.2
	RAMDANE Lina nour	Faches	2002	6.1	6.7	7.8	7.6	28.2
44	LE BOMIN Janel	Montereau	2002	7.1	6.6	7.2	7.1	28.0
	THEPAULT Juliette	Faches	2001	6.3	7.9	6.6	7.2	28.0
46	ROSSIN Juliette	Montereau	2002	6.7	7.5	6.3	7.4	27.9
47	MIGLIAVACCA Anouk	Muret 1	2001	6.5	7.5	6.3	7.4	27.7
48	SERAFF Vanina	Yerres	2002	6.7	7.1	6.7	7.1	27.6
49	BOUYGE Audrey	Draveil	2001	5.4	8.0	7.6	6.5	27.5
	BERNARD Alexia	Montereau	2002	6.0	7.1	7.4	7.0	27.5
	SERY Mathilde	Villeneuve sur Lot	2002	6.6	7.6	6.3	7.0	27.5
	DEFUILLLET Emma	Muret 1	2001	7.0	7.2	6.3	7.0	27.5
53	LEYBROS Chloé	La cantalienne	2002	6.6	7.8	6.2	6.8	27.4
54	LAMBERT Perrine	Artannes	2002	5.3	7.3	6.9	7.8	27.3
55	DUETHE Lea	Privas	2001	6.1	7.0	6.9	7.0	27.0
56	LATAPIE Léa	Artannes	2001	6.1	7.3	7.0	6.5	26.9
57	COUBETERGUES Lise	La cantalienne	2002	6.0	7.3	6.8	6.0	26.1
58	GOUGET Anaïs	Yerres	2001	5.5	7.3	6.1	7.1	26.0
59	MOREAU Julia	La cantalienne	2002	5.5	6.7	6.4	6.9	25.5
60	GEAIS Floriane	Yerres	2002	5.6	6.4	6.5	6.4	24.9
	GYLPHE Milia	Artannes	2002	6.3	6.8	5.1	6.7	24.9
62	RENIER Aude	Villeneuve sur Lot	2002	6.0	5.7	5.4	6.9	24.0
	DELORME Calista	Riorges	2002	5.7	5.0	5.9	7.4	24.0
64	DELBERT Léa	La cantalienne	2001	7.1	7.7	7.3	0.0	22.1
65	GUILLOTEAU Camille	Artannes	2002	6.4	4.9	3.4	7.2	21.9
66	DOUEZ Méline	Haubourdin	2001	0.0	0.0	0.0	0.0	0.0
	TENSI Naila	Faches	2002	0.0	0.0	0.0	0.0	0.0
	ZERBINI Eva	Riorges	2003	0.0	0.0	0.0	0.0	0.0

10. FEMININ NIVEAU5 11 + . SA_DA (B) (individuels)

10.1. Résultats par équipes

	Equipe	Club					Total
1	Bourg de Thizy Etoile	69--L etoile et les jeunes etoiles	27.6	32.1	31.8	31.6	123.1
2	Pontoise	95--SPG Pontoise	26.7	31.0	32.1	32.3	122.1
3	Vaires	77--Us Vaires	27.9	31.0	30.4	31.8	121.1
4	LUC gym	59--Luc gym	26.0	31.3	31.6	31.4	120.3
5	BELLEVILLE SUR SAONE	GYM CLUB BELLEVILLE BEAUJOLAIS	26.5	30.4	31.2	32.0	120.1
6	Amiens	80--Femina Sport Amiens	26.8	30.2	31.7	31.1	119.8
7	Villefranche Femina	69--Fémina gymnique de villefranche	26.3	31.4	30.6	30.6	118.9
	Crest	26--Us crétoise gymnastique	27.1	31.0	30.5	30.3	118.9
9	Vendome	41--US VENDOME	27.5	31.2	30.0	30.1	118.8
10	Calais 1	62--Etoile de Calais	26.1	30.2	31.1	30.7	118.1
11	Osny	95--Espoirs gymniques d'osny	25.1	31.8	30.7	29.7	117.3
	Gonesse 2	95--Association sportive et gymnique de gonesse	26.4	29.0	30.4	31.5	117.3
13	Boucau Tarnos	64--Sics Boucau Tarnos	25.6	30.2	29.7	31.7	117.2
14	La roche blanche	63--Fcs la roche blanche	26.7	30.5	28.3	30.8	116.3
15	Bléré	37--Session Gymnastique Artistique Bléré Val de Cher	25.3	29.5	30.2	31.2	116.2
16	AS GYM FUMEL	AS GYM FUMEL	27.4	29.1	28.4	31.1	116.0
17	Orvault	44--A.L.P.C Orvault	26.7	28.2	28.9	30.7	114.5
18	Mazamet	81--L'hautpouloise	26.5	29.7	28.9	28.3	113.4
19	Cabestany	66--Coc gymnastique	26.3	26.6	30.2	29.1	112.2

10.2. Résultats individuels

	Gymnaste	Equipe	Annee					Total
1	GAUSSOT Léa	Vaires	1999	7.8	8.0	7.8	8.3	31.9
2	ESTEOULLE Chloé	Vendome	2001	8.4	7.9	7.5	7.9	31.7
3	VERNAY Léa	Bourg de Thizy Etoile	1995	7.1	8.1	8.0	8.1	31.3
4	BATTISTUZZI Lisa	Vaires	1999	7.7	7.9	7.7	7.9	31.2
	VILLETELLE Manon	Bourg de Thizy Etoile	2000	6.9	8.1	8.2	8.0	31.2
	MALET Aurore	Amiens	1990	6.5	7.7	8.6	8.4	31.2
7	ROCAN COURT Cynthia	Gonesse 2	1992	6.7	7.7	8.2	8.3	30.9
8	MOAL Marie	Pontoise	1996	6.8	8.1	7.9	8.0	30.8
	CARPENTIER Océane	LUC gym	1990	6.6	8.1	8.0	8.1	30.8
10	CHENAULT Pauline	Pontoise	1996	6.3	8.2	7.8	8.1	30.4
11	MADINIER Abbygaelle	BELLEVILLE SUR SAONE	1998	6.8	8.0	7.2	8.3	30.3
12	BOUTHORS Adeline	Bourg de Thizy Etoile	1999	6.5	8.1	8.0	7.6	30.2
	COROT Melodye	Bourg de Thizy Etoile	1989	7.0	7.8	7.5	7.9	30.2
14	MAZALOUBEAUD LEA	La roche blanche	1992	7.7	8.2	6.7	7.4	30.0
15	ZANARDI Margaux	Pontoise	2000	6.6	7.3	8.2	7.8	29.9
	LOSSOUARN Deborah	Villefranche Femina	1998	6.8	7.7	7.5	7.9	29.9
17	BROOD Laura	Calais 1	1992	6.1	7.7	7.9	8.1	29.8

	DVORIANOFF Alyona	Villefranche Femina	1996	6.4	8.3	7.5	7.6	29.8
	SISTERON Manon	Crest	2000	6.4	7.8	7.7	7.9	29.8
	VERPOIX Morgane	BELLEVILLE SUR SAONE	1999	6.3	7.3	8.3	7.9	29.8
21	COTTE Gladys	LUC gym	1990	6.6	7.4	7.9	7.8	29.7
	NIGON CELINE	La roche blanche	1990	6.1	8.1	7.9	7.6	29.7
23	TILMAN Kelly	LUC gym	1993	6.1	7.9	8.0	7.6	29.6
	HARRAZ Medhina	Crest	2001	7.1	7.9	7.6	7.0	29.6
25	REBEYROL Emma	Osny	2000	6.3	8.2	7.8	7.2	29.5
	ROCAN COURT Maeva	Gonesse 2	1990	6.8	7.8	7.0	7.9	29.5
	DESCAMPS Lucile	Amiens	1991	6.7	8.0	7.0	7.8	29.5
	BEROUJON Lorène	BELLEVILLE SUR SAONE	2000	6.6	7.3	7.7	7.9	29.5
29	LEMAIRE Alison	Calais 1	1987	5.9	7.9	8.0	7.6	29.4
	FOUGERAS Estelle	Villefranche Femina	1993	6.4	7.5	7.8	7.7	29.4
	GARRA Elise	Boucau Tarnos	1995	6.3	7.8	7.6	7.7	29.4
	BENOIT Margo	Crest	2001	6.7	8.0	7.5	7.2	29.4
	BONVALET Julie	Bléré	2000	6.4	8.0	7.2	7.8	29.4
34	BONFILS Marine	Pontoise	1997	6.8	6.6	8.0	7.9	29.3
	BATTISTI Andréa	Boucau Tarnos	1998	6.4	7.6	7.4	7.9	29.3
	BOURRAS Elodie	Boucau Tarnos	1998	6.3	7.6	7.7	7.7	29.3
	BOURDON Sarah	BELLEVILLE SUR SAONE	1998	6.6	7.8	7.7	7.2	29.3
38	BRARD Lucie	Pontoise	1996	5.8	7.4	7.6	8.3	29.1
	GRADELET Emma	Calais 1	1996	6.6	7.8	7.5	7.2	29.1
	DANIEL Elodie	Orvault	1995	6.8	7.6	7.0	7.7	29.1
	LANGUIGNON Elia	Amiens	2000	6.6	7.4	7.9	7.2	29.1
42	BIASLI Nadia	Osny	1985	6.0	8.1	7.7	7.2	29.0
	KHACHAB Eloïse	LUC gym	1994	6.4	7.9	6.8	7.9	29.0
	PERRIN Suzon	Bléré	2000	5.9	7.3	7.9	7.9	29.0
	RICARD Faustine	Bléré	2001	6.4	7.0	7.7	7.9	29.0
	VOINIER Prune	AS GYM FUMEL	1999	6.6	8.3	6.5	7.6	29.0
47	ROUXEL Laura	Vaires	1993	6.4	7.7	7.3	7.5	28.9
	TIROLLOIS Chloé	Osny	1996	6.2	7.1	8.2	7.4	28.9
	FOURSAC Erika	Cabestany	1996	6.5	7.8	7.4	7.2	28.9
	MORCRETTE Margot	Amiens	2002	7.0	7.0	7.8	7.1	28.9
	BONNIFON Camille	AS GYM FUMEL	1998	7.1	7.3	6.8	7.7	28.9
52	D'HAUSSY Isabelle (mamie)	Osny	1973	6.3	8.1	7.0	7.4	28.8
	DANIEL Cécile	Orvault	1995	6.9	8.0	6.4	7.5	28.8
54	DEMARTINI Agnès	AS GYM FUMEL	2001	6.9	6.5	7.7	7.6	28.7
55	GUICHARD Lola	Vendome	2001	6.4	7.6	7.2	7.4	28.6
56	LUBINEAU Laurine	Vendome	1998	6.3	8.0	6.8	7.4	28.5
	THIBAUDAT Chloe	BELLEVILLE SUR SAONE	1999	6.5	6.6	7.5	7.9	28.5
58	METEREAUX Cindy	Osny	1989	6.3	7.4	7.0	7.7	28.4
	LEMAIRE Julie	Gonesse 2	1989	6.0	7.4	7.3	7.7	28.4
60	NORET Sandrine	Vaires	1997	5.6	7.4	7.2	8.1	28.3
	DE BOURMONT CELESTE	Pontoise	1999	6.5	7.0	8.0	6.8	28.3
	DUMONT Amandine	Boucau Tarnos	1992	6.5	6.8	6.7	8.3	28.3
	MONTCHATRE Emy	Vendome	1997	6.1	7.2	7.6	7.4	28.3
64	GUINEL Maryline	Villefranche Femina	1990	6.7	6.5	7.6	7.4	28.2
	AUDOUYS Emeline	Bléré	1998	6.3	7.2	7.4	7.3	28.2
	GAZAL LISE	La roche blanche	1999	6.6	6.9	6.9	7.8	28.2
67	NELTA Doriane	Gonesse 2	1993	6.8	6.1	7.6	7.6	28.1
	MAZARD Sacha	Crest	1999	6.7	7.3	7.5	6.6	28.1
	YVON Zelie	Vendome	1998	5.8	7.7	7.5	7.1	28.1
	SIREY Camille	AS GYM FUMEL	2000	6.8	7.0	6.8	7.5	28.1
71	ETCHEBERRY Audrey	Boucau Tarnos	1994	6.4	7.1	6.7	7.8	28.0
	DE SAINT PAUL Solène	Orvault	1998	6.7	6.4	7.4	7.5	28.0
	PIERRE Céline	Orvault	1995	6.3	6.2	7.5	8.0	28.0





74	CADET Marine	Calais 1	1989	6.6	6.8	7.0	7.5	27.9
	THOMAS Maelle	Crest	1998	6.3	7.1	6.7	7.8	27.9
	FERNANDES Helena	AS GYM FUMEL	1997	6.1	6.5	7.1	8.2	27.9
77	SCHMIDT Ninon	Mazamet	1997	6.7	7.6	7.3	6.2	27.8
	KOUROUMA SARAN	Mazamet	1999	6.8	7.5	7.2	6.3	27.8
79	LACOMBE Sarah	Osny	2000	6.1	7.4	7.0	7.2	27.7
	MAILLET Jessica	Cabestany	1996	6.7	6.1	7.6	7.3	27.7
	PRADIER Audrey	La roche blanche	1985	6.2	6.8	6.7	8.0	27.7
	VILLETELLE Violaine	Bourg de Thizy Etoile	1996	6.6	6.8	7.1	7.2	27.7
83	CLERC Charlotte	Mazamet	1998	6.4	6.7	6.9	7.6	27.6
	CAMBRILLAT Salomé	Crest	2001	6.6	5.9	7.7	7.4	27.6
85	BAZIL Elysjah	Cabestany	1999	6.3	6.2	7.9	7.1	27.5
86	DAMIENS Julie	Calais 1	1990	6.4	5.8	7.7	7.5	27.4
87	GREGOIRE Flora	Boucau Tarnos	1999	5.9	7.2	7.0	7.2	27.3
88	PERNET Aurore	Vaires	1994	6.0	7.3	6.9	7.0	27.2
	LEPINE Berenice	Amiens	1998	6.2	6.7	7.4	6.9	27.2
	LEPINE Domitille	Amiens	1996	5.8	7.1	6.6	7.7	27.2
91	INTSABY Camille	Bléré	1998	6.2	6.3	7.0	7.6	27.1
92	DERIVIERE Marie charlotte	Cabestany	1997	6.7	6.2	6.9	7.0	26.8
93	MEULEMEESTER Manon	Mazamet	1998	6.4	6.9	6.1	7.3	26.7
	LEGUAY CLARA	La roche blanche	1993	6.2	7.3	5.9	7.3	26.7
95	PUIG Maëlyss	Cabestany	2000	6.4	5.6	7.2	7.4	26.6
	VIDAL MEGGY	Mazamet	1999	6.6	5.4	7.5	7.1	26.6
97	MASSART EVA	La roche blanche	1999	5.8	6.8	6.8	7.1	26.5
	LORON Mélanie	BELLEVILLE SUR SAONE	1998	6.1	6.9	7.2	6.3	26.5
99	MARTIN Camille	Cabestany	1997	5.4	6.4	7.3	7.2	26.3
	FINEY Chloé	Vendome	1995	6.4	5.3	7.4	7.2	26.3
10	VIDAL Clothilde	Mazamet	1996	5.5	7.7	6.8	6.1	26.1
1								
10	HERMENT Mélody	Calais 1	1990	6.5	6.3	5.6	6.4	24.8
2								
10	ROBERT Aodrenn	Orvault	2001	5.8	4.9	7.0	6.9	24.6
3								
10	DELIVRY Christelle	Gonesse 2	1988	6.1	2.2	7.3	6.5	22.1
4								
10	ANTUNES Maeva	Vaires	1995	4.8	2.4	7.6	7.2	22.0
5								
10	MORTREUX Karine	LUC gym	1993	6.4	7.3	7.7	0.0	21.4
6								
10	BOUGRIER Mathilde	Bléré	1998	5.9	6.9	6.5	0.0	19.3
7								
10	MATHIEU Juliette	Bourg de Thizy Etoile	1998	5.6	5.4	7.6	0.0	18.6
8								
10	MALDJI Cilia	Villefranche Femina	1998	0.0	7.9	7.7	0.0	15.6
9								
11	DELIVRY Elodie	Gonesse 2	1987	0.0	0.0	0.0	0.0	0.0
0								
	SEGURA Florine	LUC gym	1993	0.0	0.0	0.0	0.0	0.0
	SIMOULIN Marine	Villefranche Femina	1999	0.0	0.0	0.0	0.0	0.0
6		AS GYM FUMEL	0	0.0	0.0	0.0	0.0	0.0

11. FEMININ NIVEAU3 9-14 ans . SA_DA (individuels)

11.1. Résultats par équipes

	Equipe	Club					Total
1	Irigny	69--Amicale laique irigny	24.4	26.2	26.4	26.5	103.5
2	Castelnau le lez	34--GSL34.com - Castelnau le Lez	22.1	26.4	26.2	27.2	101.9
3	Haubourdin	59--Haubourdin gym	25.7	26.2	22.5	25.1	99.5
4	St Genis les Ollières	69--Entente St genoise	22.5	23.8	24.8	24.2	95.3
5	Villefranche Femina	69--Fémina gymnique de villefranche	21.3	24.6	23.8	25.3	95.0

11.2. Résultats individuels

	Gymnaste	Equipe	Annee					Total
1	FIEVET Maelys	Irigny	2001	9.0	8.9	9.2	9.1	36.2
2	BARANES Léna	Castelnau le lez	2002	8.5	8.5	9.4	9.0	35.4
3	LISSY Maureen	Haubourdin	2001	8.9	9.1	7.8	8.3	34.1
4	HUGOO Justine	Haubourdin	2001	9.1	8.3	7.6	8.8	33.8
5	CUMIN Estelle	Villefranche Femina	1999	7.5	8.7	8.3	8.9	33.4
6	FORGUES MAYET Edith	Irigny	2001	7.6	8.5	8.6	8.5	33.2
	POUPON My lan	Castelnau le lez	2002	6.6	8.9	8.5	9.2	33.2
8	MARTIN Emilie	Castelnau le lez	2002	7.0	8.8	8.3	9.0	33.1
9	DI LORENZO Romane	Irigny	2002	7.0	8.5	8.6	8.9	33.0
10	BRUYERE Dorine	Irigny	2000	7.8	8.6	8.3	8.2	32.9
11	MARICAL Chloé	St Genis les Ollières	1999	7.4	8.1	8.3	8.3	32.1
12	MATARRESE Alix	Castelnau le lez	2002	6.6	8.7	7.9	8.8	32.0
13	MALDJI Melinda	Villefranche Femina	2002	7.0	8.2	8.1	8.1	31.4
14	HECQUET Ingrid	Haubourdin	2001	7.5	8.8	7.0	8.0	31.3
15	ALMEIDA Adriana	St Genis les Ollières	1999	7.8	7.7	7.6	8.0	31.1
16	ANDRAUD Margaux	Haubourdin	2001	7.7	8.3	7.1	7.8	30.9
17	DEBRION Eva	Villefranche Femina	1999	6.8	7.7	7.4	8.3	30.2
18	LACHANA Emma	St Genis les Ollières	1999	7.3	6.8	7.6	7.9	29.6
19	VANDENBOSSHE Jeanne	St Genis les Ollières	1999	6.4	8.0	7.7	6.6	28.7
20	DONNAY Lucile	Irigny	2000	0.0	8.7	7.7	0.0	16.4
21	MINNE Clémence	St Genis les Ollières	1999	0.0	6.4	8.8	0.0	15.2
22	BOUTEILLER Chloé	Villefranche Femina	2001	0.0	0.0	0.0	0.0	0.0
	GROCCIA Gilly	Villefranche Femina	1999	0.0	0.0	0.0	0.0	0.0