









**Résultats de la compétition**  
***Demi-finales nationales féminines G2***  
***Brindas***  
***23 et 24 mai 2015***

# 1. FEMININ NIVEAU8 11 + . SA\_DA (individuels)

## 1.1. Résultats par équipes

	Equipe	Club					Total
1	Bouc bel air	Bouc bel air gymnastique	28.0	28.4	29.6	28.0	114.0
2	Echirolles ALE	Echirolles Amicale Laïque Gym	25.8	26.1	27.7	28.5	108.1
3	Romans	avenir de romans	28.2	26.4	27.2	26.0	107.8
4	Gerland Mouche	A. L. gerland mouche	27.1	27.4	26.9	26.3	107.7
5	Bourg St Maurice	Bsm gym bourg st maurice	23.9	28.1	27.9	27.5	107.4
6	Domène	Etoile sportive doménoise	25.1	25.9	27.7	27.9	106.6
7	UGVH Aubagne	UGVH	25.7	25.2	28.4	26.8	106.1
8	St Martin d hères	Essm gymnastique	23.2	26.2	28.2	28.2	105.8
9	Pierre Bénite	Patronage laïque de Pierre Bénite	24.6	25.3	24.2	27.8	101.9
10	St Vulbas	Gym Saint-Vulbas	23.0	24.8	26.3	26.9	101.0
11	Trets	Gymnastique sportive tretsoise	24.7	26.8	24.2	24.9	100.6

## 1.2. Résultats individuels

	Gymnaste	Equipe	Annee					Total
1	CAVUOTO Carla #	Bouc bel air	2000	7.6	7.1	7.6	7.2	29.5
2	LOUVET Eva	Bouc bel air	2001	6.8	7.2	7.5	7.3	28.8
3	DE FARIA Cindy	Domène	2003	6.8	7.0	7.4	7.2	28.4
4	JOUVE Nuna	Bouc bel air	2001	7.0	7.3	7.2	6.7	28.2
5	GUINARD Adele	Gerland Mouche	2002	7.1	7.1	6.7	6.7	27.6
	FROLIN Ophélie	Echirolles ALE	2000	6.8	6.8	6.9	7.1	27.6
7	GENEVEY Lucie ##	Gerland Mouche	1998	6.5	7.5	6.9	6.6	27.5
	GURY Ines	Romans	2001	7.2	6.8	6.9	6.6	27.5
9	OFCARD Eva	Bouc bel air	2001	6.6	6.8	7.3	6.7	27.4
10	JACQUEMOND CHARLOTTE	Bourg St Maurice	2000	6.0	7.2	7.2	6.8	27.2
11	CHABANEL Julia	St Vulbas	2003	7.0	6.2	6.7	7.2	27.1
12	LAMAZIERE Ines	Gerland Mouche	2002	6.6	6.9	6.6	6.9	27.0
	BOIN Romane	UGVH Aubagne	2000	6.8	6.5	7.0	6.7	27.0
	ARLES Lucie	Echirolles ALE	2000	5.8	7.0	7.2	7.0	27.0
	DÉON Stéline	Romans	2003	7.0	6.7	6.7	6.6	27.0
16	CERF Camille	Pierre Bénite	2003	6.9	6.7	6.3	7.0	26.9
	GENNARO Shanna	Echirolles ALE	2002	7.0	5.9	6.7	7.3	26.9
18	CUTAJAR Amel	Pierre Bénite	2002	6.0	6.7	6.6	7.5	26.8
	BUGNOLI Romy	UGVH Aubagne	2002	6.8	6.2	7.2	6.6	26.8
20	CAMPANALE Clea	St Martin d hères	2000	5.4	6.4	7.5	7.4	26.7
	AMIMOUR Juliette	Bourg St Maurice	2003	5.9	6.7	7.0	7.1	26.7
22	CHAUCHE Célia	Echirolles ALE	2000	6.2	6.4	6.9	7.1	26.6
23	EMIN Juliette	Bourg St Maurice	2003	5.8	7.0	6.7	6.8	26.3
24	CALONNE Maelys	Domène	2003	5.6	6.5	7.1	7.0	26.2
	MORO Lola	Domène	2003	5.9	6.6	6.6	7.1	26.2
	MAYAU Lisa #	UGVH Aubagne	2000	5.5	6.5	7.3	6.9	26.2
	DUCHENE TALIA	Bourg St Maurice	2001	5.7	6.7	7.0	6.8	26.2
28	ARDITO JOHANNA	St Martin d hères	2001	5.7	7.0	6.9	6.5	26.1
	MERMET Océane	Romans	1999	6.9	6.5	6.4	6.3	26.1
30	CONTION Celine	St Martin d hères	2003	5.8	6.2	6.8	7.2	26.0
31	LICATA Louna	St Martin d hères	2001	6.1	6.5	6.5	6.8	25.9





	HUMBERT-FERRAND MANON	Bourg St Maurice	2000	6.2	7.2	5.9	6.6	25.9
33	QUERCIA Roxanne	St Martin d hères	2002	5.6	6.3	7.0	6.8	25.7
	DIEUDONNÉ Louise	Romans	2002	7.1	6.1	6.0	6.5	25.7
35	LAN MANON	Trets	2002	6.8	7.0	5.2	6.6	25.6
36	MELKI Sinda	Gerland Mouche	2002	6.9	5.7	6.7	6.1	25.4
37	GAUBERT Lilie	UGVH Aubagne	2000	6.6	5.6	6.7	6.4	25.3
	DER PARSEGHIAN Malou	Romans	2002	5.7	6.4	7.2	6.0	25.3
39	BOMPARD Alysso	Trets	1999	5.7	6.9	6.6	5.8	25.0
40	BEZIERS Camille	UGVH Aubagne	2002	5.4	6.0	6.9	6.6	24.9
	FAURIE Justine	St Vulbas	2003	5.6	6.2	6.6	6.5	24.9
42	WARGUI Nawel	Pierre Bénite	2001	6.0	6.1	6.0	6.7	24.8
43	ORSET Marine	St Vulbas	2001	4.7	6.2	6.9	6.9	24.7
44	PERNOT Noémie	Trets	2001	6.1	6.4	6.1	6.0	24.6
45	RIBEMONT Stella	Domène	2003	5.4	5.8	6.6	6.6	24.4
46	BEGASSE Oceane	Gerland Mouche	2002	6.4	5.9	6.0	5.9	24.2
47	RIVIERE CHLOE	Bourg St Maurice	1999	5.6	6.4	6.4	5.7	24.1
48	CORVEILLE Maelys	St Vulbas	2001	5.3	6.2	6.1	6.2	23.8
49	BOUANANI Lauriane	Trets	2000	6.1	6.0	5.9	5.5	23.5
50	BOINALI Naomie	Pierre Bénite	2002	5.7	5.8	5.3	6.6	23.4
51	DRENDERS Julie	Gerland Mouche	1999	5.7	5.1	6.5	5.8	23.1
52	DESSENS Marion	Trets	2002	5.3	6.5	4.8	6.1	22.7
	BEREZIAT Fantine	Domène	2003	5.1	5.5	5.7	6.4	22.7
54	BLANC Julie	Trets	2002	5.0	5.8	5.6	6.2	22.6
55	SLJIVIC Inès	Domène	2003	6.8	4.2	5.5	5.7	22.2
56	VAUDAINÉ Léanne	Romans	2000	6.1	4.4	6.4	5.1	22.0
57	LELIEVRE Jeanne	Bouc bel air	2001	0.0	6.6	6.9	6.8	20.3
	DI RUSCIO Aurore	St Vulbas	2000	5.1	3.0	5.9	6.3	20.3
59	DELONS Amandine	Pierre Bénite	2003	0.0	0.0	0.0	0.0	0.0
	SIMOENS Salomé	Pierre Bénite	2003	0.0	0.0	0.0	0.0	0.0
	RAMUNNO Elvira	UGVH Aubagne	2000	0.0	0.0	0.0	0.0	0.0
	MORIN Justine	St Martin d hères	2002	0.0	0.0	0.0	0.0	0.0
	FERLAY Eva	St Vulbas	2003	0.0	0.0	0.0	0.0	0.0
	TARRICONE Théa	Echiroilles ALE	2001	0.0	0.0	0.0	0.0	0.0

## 2. FEMININ NIVEAU6 11 + . SA\_DA (individuels)

### 2.1. Résultats par équipes

	Equipe	Club					Total
1	AGCL Marseille	Association Gymnique des Chûtes Lavie	29.2	31.2	30.5	31.8	122.7
2	Autun	LA VAILLANTE	28.4	29.0	29.1	32.3	118.8
3	Bourg St Maurice	Bsm gym bourg st maurice	28.2	31.1	28.5	30.4	118.2
4	Vénissieux	Cmo vénissieux	28.8	28.4	27.4	29.6	114.2
5	Lentilly	Amicale Laique de Lentilly	27.6	26.9	27.8	30.9	113.2
6	St Priest	Gymnique association saint priest	27.5	27.6	27.2	30.4	112.7
7	Grigny	AMICALE LAIQUE DE GRIGNY	26.3	26.9	26.7	30.1	110.0
8	St Vulbas	Gym Saint-Vulbas	27.4	25.1	28.1	28.7	109.3





### 2.2. Résultats individuels

	Gymnaste	Equipe	Annee					Total
1	LAREAU Amandine #	AGCL Marseille	1992	7.7	7.8	7.8	8.1	31.4
2	BRIDAULT Marion	Autun	2001	7.3	7.8	7.5	8.3	30.9
3	COURBI Andréa	AGCL Marseille	2002	7.4	8.2	7.6	7.6	30.8
4	KASHI Camilia	AGCL Marseille	1999	6.8	8.2	7.4	8.3	30.7
5	ABOUDOU Nadia	Vénissieux	2002	7.7	7.8	6.7	7.6	29.8
	MOULAI Romane #	AGCL Marseille	1999	7.3	7.0	7.7	7.8	29.8
7	BOUILLOT Floriane	Autun	1999	7.2	6.9	7.5	8.1	29.7
	IMBERT Lola	Bourg St Maurice	2002	7.1	7.9	7.4	7.3	29.7
9	ROY Anais	Autun	2000	7.0	7.3	7.3	8.0	29.6
10	LONGERE Chloë	St Priest	2003	6.7	7.4	7.8	7.4	29.3
	FERRAND Alexandra	Bourg St Maurice	2000	6.6	8.0	6.8	7.9	29.3
12	TONI Miledji	Vénissieux	1998	7.5	7.7	6.8	7.2	29.2
	CAMELIN Adèle	Bourg St Maurice	1999	7.3	7.4	7.1	7.4	29.2
14	BLANCHARD Emma	Lentilly	1999	7.0	7.1	7.3	7.6	29.0
	JOUVENCON Zoe	Grigny	1999	7.2	7.0	7.0	7.8	29.0
16	HASSE Lynda	Vénissieux	2000	6.6	7.2	7.4	7.6	28.8
17	GIRAUDY Charlotte	Bourg St Maurice	1999	6.3	7.8	7.2	7.4	28.7
18	BOURDON Maëlle	Lentilly	1998	6.9	6.5	7.1	7.7	28.2
	ABONDANCE Alexandrine	Bourg St Maurice	1999	7.2	6.7	6.6	7.7	28.2
20	BERNARD Lena	St Priest	2001	6.8	6.9	6.5	7.9	28.1
	PERE Gwendoline	St Vulbas	1994	6.9	6.7	7.2	7.3	28.1
22	FLETY Jeanne #	Autun	1998	6.9	7.0	6.8	7.3	28.0
23	DUMEY Sandra #	Grigny	1989	6.9	6.8	6.6	7.5	27.8
24	ALLERA Manon	Lentilly	2000	6.8	6.5	6.6	7.8	27.7
25	NGUYEN Sarah	St Vulbas	2001	6.3	6.3	7.4	7.6	27.6
26	ALLARDON Mathilde	St Priest	1998	7.0	6.8	5.7	7.9	27.4
27	RIGNANESE Cloe	St Vulbas	1998	7.0	5.6	7.3	7.1	27.0
28	ALICI Sibel	St Priest	1999	6.9	6.5	6.1	7.2	26.7
	ANDRIOT Amelie #	Autun	2000	6.1	6.5	6.3	7.8	26.7
30	SOULAS Marina	St Priest	2001	6.8	5.7	6.8	7.2	26.5
31	BOYER Manon	Vénissieux	1994	7.0	5.7	6.5	7.2	26.4
	DESCHAMPS Axelle	Autun	2001	6.2	5.6	6.7	7.9	26.4





33	BRENIER Flavie	Lentilly	1998	6.9	6.6	5.2	7.6	26.3
34	MARTIN Anna	Lentilly	2001	6.1	6.7	5.5	7.8	26.1
35	SANCHEZ Camille	St Vulbas	2002	6.9	6.3	5.7	6.7	25.6
36	BRENIER Alexandra #	Lentilly	1996	5.6	5.7	6.8	7.4	25.5
37	GUERINI Chloé	AGCL Marseille	2001	6.2	5.3	7.0	6.9	25.4
38	RIGNANESE Camille	St Vulbas	2000	6.6	5.8	6.2	5.8	24.4
	BROGUIERE Soizic	Grigny	1997	6.0	5.8	5.9	6.7	24.4
40	VIGNON Clara	Grigny	2001	6.0	3.7	5.8	6.8	22.3
41	BECANNE Lena	Grigny	1999	6.2	0.0	7.2	7.3	20.7
	DARTOIS Vanessa	Grigny	1979	5.9	7.3	0.0	7.5	20.7
43	GLAIZE Camille	St Priest	2000	0.0	0.0	0.0	0.0	0.0
	BELLEMARE Madly #	St Vulbas	1995	0.0	0.0	0.0	0.0	0.0
	TUBERT Julia	AGCL Marseille	2002	0.0	0.0	0.0	0.0	0.0
	CROCOMBETTE Andréa #	Bourg St Maurice	1994	0.0	0.0	0.0	0.0	0.0

### 3. FEMININ NIVEAU6 14-18 ans . SA\_DA (individuels)

#### 3.1. Résultats par équipes

	Equipe	Club					Total
1	Rhodia club	Rhodia-Club Gymnastique	29.0	31.3	29.6	31.2	121.1
2	Bron	Amicale Laïque de Bron	29.9	30.4	27.4	30.9	118.6
3	Albens	Union gymnique albens	28.6	30.2	29.0	29.8	117.6
4	Trets	Gymnastique sportive tretsoise	29.5	29.8	27.8	29.9	117.0
5	Vaugneray	Union sportive de l'ouest lyonnais	26.5	28.9	29.3	28.9	113.6
6	Aix	auc gymnastique	27.2	22.3	28.2	24.5	102.2

#### 3.2. Résultats individuels

	Gymnaste	Equipe	Annee					Total
1	KISRANE Inès	Bron	2000	7.9	7.9	7.2	7.9	30.9
2	GENIN Andréa	Rhodia club	1999	7.3	7.8	7.7	7.9	30.7
	PITTIOT Jade #	Rhodia club	1998	7.2	8.0	7.8	7.7	30.7
4	MATRONE Laurie	Trets	2000	8.2	7.0	7.1	7.8	30.1
5	DARRIEUMERLOU Julie	Rhodia club	2000	7.1	7.9	7.1	7.8	29.9
	MANNAZ Emeline	Albens	1997	7.1	7.9	7.4	7.5	29.9
7	ROMAN Megane	Trets	1996	7.4	7.9	7.0	7.5	29.8
	CHATRIE Alicia	Rhodia club	2000	7.4	7.6	7.0	7.8	29.8
9	MARTINEZ Heloise #	Bron	1999	7.3	7.4	7.1	7.8	29.6
10	CHALLAMEL Caroline	Albens	2000	7.2	7.2	7.4	7.6	29.4
11	BIROT Solene #	Trets	1997	6.9	7.7	7.2	7.3	29.1
12	CARNEIRO Leana	Vaugneray	1999	7.4	6.8	7.4	7.4	29.0
13	ARCHAMBAULT Laurine	Albens	1998	6.8	7.6	7.0	7.5	28.9
14	BOUTIN Camille #	Bron	2000	7.1	6.9	6.7	7.8	28.5
	MARTINEZ Charlene #	Bron	1999	7.3	7.5	6.4	7.3	28.5
16	DUSSAULT Lise	Bron	1997	7.4	7.6	5.9	7.4	28.3
17	RIBON Juliette	Vaugneray	1999	6.2	7.4	7.3	7.1	28.0
	PORTIER Léa	Albens	1999	7.2	7.5	6.4	6.9	28.0
19	COLLOMB Andrea	Vaugneray	1999	6.6	7.2	7.0	7.1	27.9
20	CROUVEZIER Pauline #	Rhodia club	1998	6.2	7.1	6.7	7.6	27.6
	PARDIN Berenice	Vaugneray	1999	6.3	7.5	6.7	7.1	27.6
22	COURSODON Capucine	Bron	2000	7.0	7.0	6.1	7.4	27.5
23	GAUTHIER Emma	Trets	2000	7.0	6.4	6.5	7.3	27.2
24	GUGGENBUHL Iris	Trets	2000	6.4	7.2	6.0	7.3	26.9
25	JACQUIN Lorie	Vaugneray	1999	5.8	6.5	7.2	7.3	26.8
26	BOUKHAMLA Célia	Albens	1999	7.1	5.1	7.2	7.2	26.6
27	BOUVIER Fanny #	Vaugneray	2000	6.0	6.1	7.4	6.9	26.4
28	CRESPO Juliette	Trets	2000	6.4	6.3	6.4	7.1	26.2
29	DESANIAU Chloe	Aix	1999	7.2	5.9	7.2	5.7	26.0
30	PEREZ Audrey #	Rhodia club	1999	6.4	4.6	7.0	7.5	25.5
31	KHALED Sara	Aix	1999	6.3	5.9	6.9	6.3	25.4
	MORALES Axelle	Aix	1999	6.5	5.2	7.2	6.5	25.4
33	ROSANVALLON Carla #	Aix	1999	7.0	5.3	6.6	6.0	24.9
34	CLEMINO Marine	Aix	2000	6.5	0.0	6.9	0.0	13.4
35	CORDIER Doriane	Albens	1999	0.0	0.0	0.0	0.0	0.0

	CHAVRIER Cerdane	Aix	1998	0.0	0.0	0.0	0.0	0.0
--	------------------	-----	------	-----	-----	-----	-----	-----