

Résultats de la compétition
Demi-finales nationales masculins G2
La Tour du Pin
9 mai 2015

1. MASCULIN NIVEAU4 11-18 ans . SA_DA (individuels)

1.1. Résultats par équipes

	Equipe	Club							Total
1	Rhodia Club 1	Rhodia-Club Gymnastique	26.1	23.8	25.8	24.6	26.3	21.7	148.3
2	Amplepuis	La Fraternelle	23.6	24.6	24.6	23.5	25.0	20.2	141.5
3	Vaugneray	Union Sportive de l'Ouest Lyonnais	23.8	22.7	24.8	23.5	25.0	20.9	140.7
	Pont de Beauvoisin	La Sentinelle	22.8	24.1	25.0	21.8	25.7	21.3	140.7
5	St Priest	Gymnique Association Saint Priest	24.7	23.2	23.2	22.0	25.9	21.4	140.4
	Rhodia Club 2	Rhodia-Club Gymnastique	24.4	23.4	24.9	22.7	25.4	19.6	140.4
7	Millery	ESMC Gym	21.9	23.3	24.2	22.5	23.0	21.2	136.1
8	St Just St Rambert	FJEP St-Just St-Rambert	22.6	21.8	21.7	23.8	22.7	20.3	132.9
9	Lozanne	Gym Lozanne	19.3	22.3	20.8	21.8	22.1	21.1	127.4
10	Tullins	Tullins la Vaillante	16.9	23.5	16.5	14.4	22.7	10.2	104.2

1.2. Résultats individuels

	Gymnaste	Equipe	Annee							Total
1	GUILLERMIN Luc	Amplepuis	1998	8.5	8.5	8.9	9.1	9.2	6.8	51.0
2	AFANASSIEF Axel	Rhodia Club 1	2000	8.9	7.5	8.2	9.1	8.9	7.6	50.2
3	WACHTEL Thomas	Rhodia Club 1	2001	8.3	8.1	8.8	7.9	8.9	7.8	49.8
4	JACOUD Lancelot	Vaugneray	1998	8.9	7.6	8.4	8.4	8.5	7.1	48.9
5	BUTTY Pierrick	Amplepuis	2002	7.9	8.3	8.4	7.8	8.8	7.2	48.4
6	LOPEZ Thomas	St Priest	2000	8.0	7.8	7.6	7.2	9.0	7.9	47.5
7	CHOIRAT Rémi	Pont de Beauvoisin	1999	8.1	7.8	8.7	7.4	8.0	7.0	47.0
	HUMBERT Thibaud	Pont de Beauvoisin	1999	7.4	8.1	8.4	7.1	8.9	7.1	47.0
9	POYET Maxime	Lozanne	2002	7.7	8.2	7.6	7.5	7.9	8.0	46.9
10	DUMAS Gaetan	Rhodia Club 1	2003	8.9	7.5	8.1	7.6	8.5	6.2	46.8
11	BIMMEL Luc	Pont de Beauvoisin	1998	7.3	8.2	7.9	7.3	8.8	7.2	46.7
12	AFANASSIEF Titouan	Rhodia Club 2	2002	8.8	7.5	7.9	7.3	8.3	6.8	46.6
13	BUGNET Jordann	Millery	2003	7.9	7.2	8.6	7.6	8.0	7.2	46.5
14	MARCOUX Aurélien	Rhodia Club 1	1996	7.3	8.2	8.8	6.9	8.4	6.3	45.9
15	DELCASSOU Lilian	Rhodia Club 2	2000	7.2	7.4	7.8	7.8	8.0	7.3	45.5
16	AGIER Baptiste	St Just St Rambert	1999	8.5	7.8	7.1	7.6	7.9	6.4	45.3
17	LEVILLAIN Lucas	Millery	1999	7.3	7.5	8.3	7.5	7.2	7.4	45.2
	RIBEYRE Alexis	Vaugneray	1998	7.1	7.6	7.9	7.4	8.2	7.0	45.2
19	DERUDET Romain	St Just St Rambert	2001	7.0	7.2	7.4	8.3	7.6	7.6	45.1
20	PICHON Thibaut	Tullins	1999	9.1	7.9	7.9	7.7	8.2	4.1	44.9
21	DUBUS Mael	Tullins	1999	7.8	8.1	8.6	6.7	7.3	6.1	44.6
22	BARBET Léo	Lozanne	1999	6.5	8.1	6.6	7.4	7.9	7.3	43.8
23	DEPORTE Yannick	St Priest	1999	8.1	7.7	7.2	7.0	7.2	6.2	43.4
24	MENETRIEUX Charles	Rhodia Club 2	2000	7.6	7.5	8.1	6.8	7.7	5.5	43.2
25	CORNEN Titouan	Millery	2001	6.0	8.0	7.3	7.4	7.8	6.6	43.1
26	PEYRAUD Alexis	Amplepuis	2001	7.2	7.8	7.3	6.6	7.0	6.2	42.1
27	FINAND Maxime	Rhodia Club 2	1997	8.0	8.4	8.9	7.6	9.1	0.0	42.0
28	AUGUSTIN Mathis	St Priest	2001	8.3	5.6	6.8	7.8	8.6	4.8	41.9
29	BICARD Eddie	St Just St Rambert	2000	7.1	6.8	7.2	6.9	7.2	6.3	41.5
30	GARCIA Mattéo	Millery	2002	6.7	7.8	7.0	7.4	6.9	4.7	40.5
31	DUBARRY Matteo	Vaugneray	2000	7.8	2.5	7.6	7.7	8.0	6.6	40.2
32	BRUYERE Robin	St Just St Rambert	2002	6.0	6.8	5.4	7.9	5.6	5.5	37.2
33	PEYRACHE Romain	Lozanne	2002	5.1	6.0	6.6	6.9	6.3	5.8	36.7
34	FELLAGUE Reda	St Priest	2001	8.3	6.5	4.3	6.8	6.4	4.3	36.6







35	LEREDOTTE Raphael	St Priest	2001	0.0	7.7	8.4	0.0	8.3	7.3	31.7
36	JACQUIN Dylan	Vaugneray	2001	0.0	7.2	8.5	0.0	8.3	6.7	30.7
37	BLASCO Cyprien	Vaugneray	1996	0.0	7.5	0.0	0.0	8.1	6.8	22.4
38	GABRIELLE Quentin	Tullins	1999	0.0	7.5	0.0	0.0	7.2	0.0	14.7
39	VANLIN Pierre-Baptiste	Millery	2003	0.0	0.0	0.0	0.0	0.0	2.6	2.6

2. MASCULIN NIVEAU2 11 + . SA_DA (individuels)

2.1. Résultats par équipes





	Equipe	Club							Total
1	Vaugneray	Union Sportive de l'Ouest Lyonnais	25.2	24.9	26.0	26.3	24.3	15.5	142.2
2	Millery	ESMC Gym	24.3	15.6	24.1	25.2	25.2	23.9	138.3
3	Vénissieux	CMO Vénissieux	16.7	14.4	27.7	24.5	26.3	22.7	132.3

2.2. Résultats individuels





	Gymnaste	Equipe	Année							Total
1	SEREDINE Bruno	Vénissieux	1997	8.4	7.3	9.8	8.7	9.0	8.9	52.1
2	PONVIANNE Pierre	Vaugneray	1993	8.6	7.5	9.5	8.8	8.6	8.3	51.3
3	BRUAS Lucas	Millery	1995	9.6	5.5	7.9	9.4	8.8	9.7	50.9
4	GAILLARD Florent	Vaugneray	1989	9.1	8.5	9.1	9.1	9.0	4.5	49.3
5	PERRA Laurent	Millery	1985	8.0	6.8	7.4	8.8	8.5	8.4	47.9
6	ARLANDA Quentin	Vénissieux	1996	8.3	7.1	8.1	7.7	8.7	7.6	47.5
7	CONFORT Christophe	Millery	1976	6.7	3.3	8.8	7.0	7.9	5.8	39.5
8	BARS Logan	Vénissieux	1994	0.0	0.0	9.8	8.1	8.6	6.2	32.7
9	CARNEIRO David	Vaugneray	1996	7.5	0.0	7.4	7.4	0.0	2.7	25.0
10	PAPOT Cédric	Vaugneray	1987	0.0	8.9	0.0	0.0	6.7	0.0	15.6
11	GUILLET Alex	Vaugneray	1996	0.0	0.0	0.0	8.4	0.0	0.0	8.4

3. MASCULIN NIVEAU4 11 + . SA_DA (individuels)

3.1. Résultats par équipes

	Equipe	Club								Total
1	Vénissieux	CMO Vénissieux	25.5	25.0	26.1	23.6	27.2	24.2		151.6
2	Cusset	Cusset	23.8	22.2	26.2	23.9	27.1	24.3		147.5
3	Bourg de Thizy	Enfants de la Trambouze	24.4	24.2	25.9	23.0	27.1	20.7		145.3

3.2. Résultats individuels







	Gymnaste	Equipe	Année								Total
1	CROS Louis	Vénissieux	2001	8.3	8.6	8.7	7.6	9.2	8.1		50.5
	JURDYC Thibaud	Cusset	1997	7.8	7.8	9.0	8.8	8.9	8.2		50.5
3	BENGUESMIA Faris	Vénissieux	1995	8.5	7.9	8.8	8.6	9.0	7.6		50.4
4	LATHUILLERE Hadrien	Bourg de Thizy	1992	8.0	8.3	8.7	7.7	9.1	7.4		49.2
5	BRIDAY Corentin	Cusset	1994	8.4	7.6	8.2	7.7	9.0	8.2		49.1
6	JOSSE-CORDONNIER Julien	Vénissieux	2001	8.7	8.4	7.5	7.4	8.9	7.8		48.7
7	NARBOUX Nathan	Bourg de Thizy	1997	8.1	8.5	8.8	7.6	9.0	6.1		48.1
8	ONNIS Fabien	Cusset	1998	7.6	6.8	9.0	7.4	9.2	7.9		47.9
9	BOURASSAUD Julien	Bourg de Thizy	1996	8.3	5.0	8.4	7.7	9.0	6.1		44.5
10	GOUTTE Mathias	Bourg de Thizy	1999	7.6	6.5	8.1	6.0	6.7	7.2		42.1
11	PONTILLE Stéphane	Bourg de Thizy	1998	7.5	7.4	6.4	6.1	6.1	5.7		39.2
12	GABSI Anis	Vénissieux	1982	0.0	8.0	8.6	0.0	9.0	8.3		33.9
13	DANNOUX Guénoilé	Cusset	2001	5.4	6.8	4.2	7.1	3.5	6.8		33.8

4. MASCULIN NIVEAU5 11 + . SA_DA (individuels)

4.1. Résultats par équipes







	Equipe	Club							Total
1	Nivolas Vermelle	Nivolas Espoir Gymnique	30.4	30.6	30.7	27.9	32.7	30.4	182.7
2	St Priest	Gymnique Association Saint Priest	29.0	28.6	28.6	29.7	29.5	29.0	174.4
3	Cusset	Cusset	25.3	25.7	30.2	26.8	28.8	26.5	163.3
4	Domène	Etoile Sportive Doménoise	27.6	24.7	28.1	26.4	28.1	26.7	161.6
5	Bourg de Thizy	Enfants de la Trambouze	23.5	28.0	26.6	23.4	29.1	26.4	157.0

4.2. Résultats individuels







	Gymnaste	Equipe	Année							Total
1	SEIGLE-BYAT Dylan	Nivolas Vermelle	1998	8.1	7.7	7.8	7.2	8.2	7.6	46.6
2	BARRAL Fabien	Nivolas Vermelle	1982	7.3	7.6	7.6	7.5	8.2	7.5	45.7
3	CONTEGAT Jérémie	Nivolas Vermelle	2000	7.6	7.8	8.0	5.7	8.2	8.2	45.5
4	FERNANDEZ Marvin	Nivolas Vermelle	2001	7.4	7.5	7.3	7.5	8.1	7.1	44.9
5	PILLONETTO Pierre	St Priest	2003	7.2	7.3	7.5	7.5	7.5	7.6	44.6
6	TARRAJAT Alexandre	Domène	2000	7.6	7.4	7.4	7.1	7.6	7.4	44.5
7	MARTINOD Alexandre	Cusset	1997	6.9	7.3	8.2	7.1	7.9	6.9	44.3
8	CASCALES Adrien	St Priest	2000	7.4	7.4	7.0	7.5	7.5	7.2	44.0
9	MARTINOD Nicolas	Cusset	1997	7.3	6.9	7.9	6.5	8.1	7.1	43.8
10	BUFFIN Lucas	Bourg de Thizy	2000	7.3	7.3	7.0	6.3	7.9	7.0	42.8
11	CHERCHI Lorenzo	St Priest	2001	7.9	6.0	7.0	7.5	7.1	6.8	42.3
12	LEPINAY Mattéo	Domène	2001	6.7	6.6	7.6	6.5	8.0	6.4	41.8
13	BARBER Gregory	St Priest	2001	6.5	6.8	6.7	7.2	6.6	7.1	40.9
14	GODARD Alexis	St Priest	2002	6.1	7.1	7.1	7.1	5.8	7.1	40.3
15	BOUSQUET Maxime	Cusset	2001	6.0	5.7	6.9	6.8	6.9	7.1	39.4
16	LEROY Camille	Bourg de Thizy	2001	6.2	6.5	6.6	5.8	6.8	7.1	39.0
17	AYMOZ Anthony	Domène	2001	6.7	5.6	6.7	5.6	7.7	6.6	38.9
18	SOLIS Pierre	Bourg de Thizy	1999	4.7	7.5	6.9	5.1	8.0	5.9	38.1
19	DEBEC Hugo	St Priest	2000	6.3	6.5	6.5	5.8	7.4	5.2	37.7
20	BIALAS Alexis	Bourg de Thizy	2002	5.3	6.7	6.1	6.2	6.4	6.4	37.1
21	FAY Killian	Domène	2003	6.6	5.1	6.4	7.2	4.8	6.3	36.4
22	DULLIN Tristan	Cusset	1998	5.1	5.8	7.2	6.4	5.9	5.4	35.8
23	JOLAIN Bastien	Nivolas Vermelle	2003	4.1	4.5	3.6	5.0	3.2	4.3	24.7
24	GALLIEN Lionel	Nivolas Vermelle	1972	7.2	0.0	0.0	0.0	0.0	0.0	7.2

5. MASCULIN NIVEAU3 11-18 ans . SA_DA (individuels)

5.1. Résultats par équipes







	Equipe	Club							Total
1	Vénissieux	CMO Vénissieux	25.4	22.5	23.4	25.2	26.6	25.8	148.9
2	Francheville 1	Gym Dans'	24.5	20.7	25.3	25.8	23.6	22.5	142.4
3	Roanne ALRG	Amicale Laïque de Roanne Garçons	21.9	19.0	24.9	24.4	23.8	22.9	136.9
4	Francheville 2	Gym Dans'	22.3	19.7	19.8	23.9	24.8	19.3	129.8
5	St Genis les Ollières	Entente St Genoise	22.3	20.4	20.7	23.1	24.0	18.5	129.0

5.2. Résultats individuels







	Gymnaste	Equipe	Année							Total
1	COPARD Maxence	Vénissieux	1998	8.7	7.9	7.3	8.6	9.1	8.8	50.4
2	DZIOCH Tristan	Vénissieux	1999	8.2	7.8	8.0	9.0	8.7	7.7	49.4
3	GALLEA Faustin	Francheville 1	1998	7.4	8.0	8.5	8.6	8.5	7.4	48.4
4	MICHAUD Victor	Francheville 1	1997	8.9	6.5	7.7	8.9	9.0	7.3	48.3
5	MORELLON Pierrick	St Genis les Ollières	1999	7.8	7.8	7.2	8.5	8.8	7.3	47.4
6	VIRGINIUS NANA Killian	Vénissieux	1999	7.8	6.4	7.7	7.3	8.7	8.9	46.8
7	AISSANI Marin	Francheville 1	2000	8.2	6.2	9.1	8.3	6.1	7.8	45.7
8	BENKEMOUN-KORKUT William	Vénissieux	2000	8.5	6.0	6.8	7.4	8.8	8.1	45.6
	PERRIN Antoine	Roanne ALRG	1997	7.5	7.7	8.3	7.9	7.8	6.4	45.6
10	AMINI Masrour	Roanne ALRG	1997	6.8	5.9	8.1	8.4	8.0	8.2	45.4
11	RICHARD Titouan	Francheville 2	2002	6.9	6.8	7.6	6.9	8.7	6.7	43.6
12	BARRIER Alexandre	Roanne ALRG	1997	7.6	5.4	8.5	8.1	6.2	7.7	43.5
13	VINALS Hugo	Vénissieux	1998	7.0	6.8	7.7	7.6	8.5	5.5	43.1
14	JOUSSE Foucault	St Genis les Ollières	2001	6.8	6.7	6.7	7.1	7.7	7.0	42.0
15	TALLEN Robin	Francheville 2	2001	7.5	5.2	5.2	8.2	8.3	7.2	41.6
16	RIVIER Baptiste	Francheville 2	2002	7.5	5.6	5.9	8.2	4.9	5.4	37.5
17	AVICE Lucas	Francheville 1	2000	5.9	6.2	6.9	5.8	5.8	5.8	36.4
18	SHELLARD Jonathan	Francheville 2	1997	7.3	7.3	6.3	7.5	7.8	0.0	36.2
19	MOUILLET Leonard	St Genis les Ollières	2000	6.5	5.9	6.6	6.6	6.0	4.2	35.8
20	DREUX Justin	St Genis les Ollières	2001	7.7	2.1	6.2	6.9	7.5	3.5	33.9
21	LASAYGUES Antoine	St Genis les Ollières	2000	5.5	4.8	6.8	7.5	5.9	2.1	32.6
22	TAOUKI Keryan	Roanne ALRG	1997	2.2	0.0	0.0	0.0	8.0	7.0	17.2

6. MASCULIN NIVEAU1 11 + . SA_DA (individuels)

6.1. Résultats par équipes







	Equipe	Club							Total
1	Vénissieux	CMO Vénissieux	25.9	24.0	26.1	26.1	28.2	25.7	156.0
2	St Genis les Ollières	Entente St Genoise	27.3	20.3	24.3	29.0	26.8	24.2	151.9

6.2. Résultats individuels


	Gymnaste	Equipe	Anne e							Total
1	BENKEBIL Wassim	Vénissieux	1990	10.0	8.8	10.5	9.1	10.3	9.4	58.1
2	ROCHAND Loic	St Genis les Ollières	1991	10.5	5.9	8.3	10.5	9.0	9.5	53.7
3	COQUARD Benjamin	Vénissieux	1989	8.6	8.2	7.6	8.4	8.9	9.3	51.0
4	BERTET Virgil	Vénissieux	1995	7.3	7.0	8.0	8.6	9.0	7.0	46.9
5	PEREZ Kevin	St Genis les Ollières	1994	7.7	4.5	9.3	9.5	8.5	5.9	45.4
6	RAMIREZ Yoan	St Genis les Ollières	1984	9.1	6.3	0.0	9.0	9.3	7.3	41.0
7	FAYOLLE Richard	St Genis les Ollières	1973	0.0	8.1	6.7	0.0	0.0	7.4	22.2

7. MASCULIN NIVEAU3 11 + . SA_DA (individuels)

7.1. Résultats par équipes

	Equipe	Club							Total
1	Lozanne	Gym Lozanne	23.0	19.3	22.7	24.5	26.9	20.8	137.2
2	Tullins	Tullins la Vaillante	24.5	17.1	20.7	24.7	26.0	14.1	127.1
3	Domène	Etoile Sportive Doménoise	20.5	14.3	21.2	21.8	19.9	18.3	116.0
4	Givors	Independante Givors	21.1	16.4	20.8	21.5	21.6	12.0	113.4

7.2. Résultats individuels

	Gymnaste	Equipe	Annee							Total
1	BROTEL Tristan	Tullins	1995	8.2	6.8	7.7	8.9	9.3	6.7	47.6
2	ROBERT Damien	Lozanne	1997	7.3	6.3	6.9	8.7	8.5	7.2	44.9
3	BOUCHARD Nicolas	Lozanne	1989	8.2	6.9	8.1	7.2	8.8	5.5	44.7
4	PRADEL Robin	Tullins	1996	8.6	5.6	8.0	7.1	8.5	5.0	42.8
5	MOISAN Fabien	Lozanne	1995	7.5	5.2	4.0	8.6	9.2	8.1	42.6
6	DESHIERE Romain	Domène	1984	8.0	5.5	4.8	7.6	8.1	6.8	40.8
7	BILLON-GALLAND Maxime	Lozanne	1996	4.5	5.9	7.7	7.2	8.9	4.4	38.6
8	JAMONAC Matthias	Tullins	1996	7.7	4.7	5.0	8.7	8.2	2.4	36.7
9	ROLLET Mathias	Givors	1996	7.8	4.8	5.8	6.8	7.1	4.3	36.6
10	CARDOSO Dimitri	Givors	1994	5.6	6.4	6.9	7.1	5.4	4.1	35.5
11	GRAÏD Iheb	Givors	1996	7.7	3.5	7.5	6.5	6.5	3.6	35.3
12	CABO Alexandre	Domène	1991	5.5	4.0	8.2	7.0	3.9	5.2	33.8
13	GUILLEMIN Kilian	Givors	1996	0.0	5.2	6.4	7.5	6.9	3.5	29.5
14	GOMEZ Florent	Domène	1992	7.0	0.0	8.2	0.0	7.9	6.3	29.4
15	ROBERT Loic	Givors	2000	3.4	4.6	5.3	6.9	7.6	0.6	28.4
16	DURAND Lucas	Lozanne	1988	0.0	6.1	0.0	6.8	7.7	5.2	25.8
17	GAILLARD Guillaume	Domène	1994	0.0	4.8	4.2	7.2	0.0	0.0	16.2