









**Résultats de la compétition**  
*Régionaux*  
*Chilly Morangis*  
**12 et 13 mars 2016**

## 1. FEMININ NIVEAU4 11-15 ans . SA\_DA (individuels)

### 1.1. Résultats par équipes

	Equipe	Club					Total
1	Yerres	Gym club yerrois	25.5	34.2	33.3	32.9	125.9
2	Rungis	Rungis	26.1	32.5	33.1	33.7	125.4
3	Conflans	PLM C Gym	26.1	32.6	32.7	33.5	124.9
4	Les Clayes 1	Usmclayes sous bois gymnastique artistique	25.6	32.3	32.9	33.0	123.8
5	Brie comte robert	Scbgym	26.2	32.4	32.9	31.9	123.4
6	Plaisir	Etoile gymnique plaisiroise	25.9	31.4	33.1	32.7	123.1
7	Les Clayes 2	Usmclayes sous bois gymnastique artistique	25.5	32.0	30.6	33.3	121.4
8	Chatou	Chatou DynaGym	26.9	29.1	32.6	32.7	121.3
9	Montereau	Cs montereau	25.6	32.3	31.7	31.5	121.1
10	Voisins	Voisins	26.1	30.1	32.2	31.9	120.3
11	Fresnes	A.A.S. FRESNES	27.0	31.7	29.2	31.0	118.9
12	Orsay	Caorsay	25.5	25.4	31.7	29.2	111.8

### 1.2. Résultats individuels

	Gymnaste	Equipe	Annee					Total
1	ABDOUL MELLECK Maylis	Les Clayes 1	2002	8.8	10.8	11.2	11.5	42.3
	INACIO Elia #	Rungis	2002	8.9	10.8	11.3	11.3	42.3
3	BOILEAU Doriane	Fresnes	2002	8.9	11.1	11.0	11.1	42.1
4	SADAT Manon	Yerres	2002	8.4	11.5	11.2	10.9	42.0
	BAHON Leonie #	Rungis	2002	8.5	11.1	11.1	11.3	42.0
6	PONE Candice	Yerres	2001	8.5	11.1	11.4	10.9	41.9
7	ROUX Lucie	Conflans	2002	9.0	10.9	10.7	11.1	41.7
8	CORDONNIER Lois	Conflans	2002	8.6	11.0	10.7	11.2	41.5
9	LEPROUX Marine #	Brie comte robert	2001	8.9	10.9	11.2	10.4	41.4
	PIERRE Salome #	Chatou	2001	9.3	10.5	10.7	10.9	41.4
11	LAPOSI Ambre	Plaisir	2001	8.4	10.7	11.4	10.8	41.3
	DA SILVA Lola	Yerres	2001	8.3	11.6	10.7	10.7	41.3
	BIGOT Claire ##	Chatou	2000	9.2	9.7	11.3	11.1	41.3
14	PLANQUE Maud	Voisins	2002	8.7	11.0	10.4	11.1	41.2
15	PENSO Kelly	Plaisir	2001	8.5	11.0	10.6	11.0	41.1
	VIOLAS Marie	Rungis	2003	8.7	10.6	10.7	11.1	41.1
	POMMERELL Kiara	Brie comte robert	2001	8.8	11.0	10.5	10.8	41.1
18	CHABOT Celiane	Conflans	2002	8.4	10.6	10.8	11.2	41.0
19	SOUCHET NEUMAN Morgane	Les Clayes 2	2002	8.7	10.9	10.3	11.0	40.9
20	HERARD Cyrielle	Les Clayes 2	2002	8.6	10.9	10.0	11.1	40.6
	ANDRE Julie	Voisins	2003	8.9	9.4	11.1	11.2	40.6
22	FERREZ Mia	Conflans	2002	8.4	10.7	10.9	10.4	40.4
	SCATTOLINI Thea	Montereau	2000	8.6	10.8	11.1	9.9	40.4
	VERGNAUD Clara	Yerres	2000	8.6	10.2	10.5	11.1	40.4
25	FELICIO Nève #	Brie comte robert	2001	8.3	10.5	10.8	10.7	40.3
26	ROSSIN Juliette	Montereau	2002	8.4	10.8	10.2	10.8	40.2
27	LEGO Laura	Les Clayes 1	2002	8.3	10.8	10.7	9.9	39.7
28	KHAMMAME Manon	Plaisir	2002	9.0	9.4	11.1	10.0	39.5
29	LEROUX Jeanne	Les Clayes 2	2002	8.1	10.2	10.3	10.8	39.4
	HERTIG Lucie #	Brie comte robert	2000	8.5	9.8	10.9	10.2	39.4
31	SMADJA Shirley	Conflans	2001	8.5	10.4	11.0	9.4	39.3
32	FAUS Emma #	Montereau	2000	8.3	9.5	10.4	10.8	39.0


	ROLLAND Manon #	Orsay	2001	8.5	10.0	10.7	9.8	39.0
34	JARRIER STETTIN Julie #	Les Clayes 2	2000	8.2	10.2	9.3	11.2	38.9
35	ROVEYAZ Clemence	Montereau	2000	8.6	10.7	10.1	9.4	38.8
36	KASPER Marine	Fresnes	2003	9.1	11.3	7.7	10.6	38.7
37	HARDY Tiphaine	Les Clayes 1	2003	8.5	10.2	9.1	10.8	38.6
38	HERBAULT Emilie	Voisins	2003	8.5	9.7	10.7	9.6	38.5
39	BUSSEROLLE Soline	Les Clayes 1	2002	6.1	10.3	11.0	10.7	38.1
	VERO Margaux	Les Clayes 1	2002	7.9	10.7	9.1	10.4	38.1
	BONINE Gaelle	Fresnes	2002	9.0	9.3	10.5	9.3	38.1
42	PERHIRIN Manon #	Chatou	2000	7.6	8.6	10.6	10.7	37.5
43	SAUTET Diane	Plaisir	2001	8.4	9.7	8.0	10.9	37.0
44	PELLETIER Cecile #	Orsay	2001	8.4	6.7	10.7	11.1	36.9
45	VANDERME Anna #	Chatou	2001	8.3	8.9	9.0	9.3	35.5
46	ITIER Manon	Chatou	2000	8.4	7.9	9.5	8.3	34.1
47	DRISSI Dounia	Montereau	2004	8.3	8.5	8.4	8.5	33.7
	SARRAZIN Charlotte	Orsay	2003	8.6	8.7	8.1	8.3	33.7
49	EURIN Elise	Orsay	2002	8.0	5.9	10.3	6.3	30.5
50	DE SAINT CHARTRIER Manon	Brie comte robert	2000	8.5	6.0	8.9	6.4	29.8
51	GEORGET Maud	Orsay	2001	8.1	0.0	8.5	7.3	23.9
52	SERPIN Lili	Fresnes	2003	8.4	6.5	0.0	0.0	14.9
53	MOUKHLISSE Sana	Les Clayes 2	2004	0.0	0.0	0.0	0.0	0.0
	VIOLAS Ananelle #	Rungis	2001	0.0	0.0	0.0	0.0	0.0
	CARRERE Maelle	Voisins	2002	0.0	0.0	0.0	0.0	0.0

## 2. FEMININ NIVEAU3 11 + . SA\_DA (individuels)

### 2.1. Résultats par équipes

	Equipe	Club					Total
1	Athis Mons	Uso Athis Mons	27.7	33.1	33.0	34.1	127.9
2	Pontoise	SPG Pontoise	26.7	33.9	33.1	33.3	127.0
3	Montereau	Cs montereau	27.5	33.4	33.1	32.9	126.9
4	Draveil	sporting club draveil	27.5	31.0	34.1	33.8	126.4
5	Brie comte robert	Scbgym	27.8	33.2	33.0	31.4	125.4
6	Eragny	Gsa eragny	25.1	33.2	32.1	32.8	123.2
7	Vaires	Us Vaires	27.1	33.7	29.0	32.6	122.4
8	Houilles	Avant-Garde de Houilles	25.4	32.2	32.4	32.3	122.3
9	Andrésy	Andrésy	26.6	30.2	31.9	32.6	121.3
10	Fresnes	A.A.S. FRESNES	24.8	30.8	30.8	31.1	117.5
11	Orsay	Caorsay	24.9	29.9	30.1	31.5	116.4
	Chevry Cossigny	A.s chevry gym	25.8	27.8	32.4	30.4	116.4
13	Gargenville	Espérance de gargenville	25.2	29.1	30.1	31.2	115.6
14	Vaureal	Egv	26.1	27.2	23.2	26.7	103.2





### 2.2. Résultats individuels

	Gymnaste	Equipe	Annee					Total
1	GRAUS Nicole	Athis Mons	1990	10.0	12.0	11.6	11.9	45.5
2	DIBENEDETO Laura ###	Brie comte robert	1989	10.1	11.1	11.0	11.4	43.6
3	BERNAT Cathy	Pontoise	1994	9.1	11.1	11.4	11.0	42.6
4	VALENCE Ashley	Montereau	2002	9.1	11.4	11.0	11.0	42.5
5	CAROL Esther	Draveil	1998	9.5	9.8	11.5	11.4	42.2
	PHIBEL Loretta	Montereau	2004	8.8	11.2	11.1	11.1	42.2
7	LAROCHE Gabrielle	Fresnes	1998	8.4	10.9	11.4	11.3	42.0
8	HARDIAGON Marie ###	Draveil	1997	8.9	10.2	11.1	11.2	41.4
9	GINESTAR Anne Lise	Athis Mons	1991	8.7	10.8	10.6	11.2	41.3
	LAFOURCADE Alexia	Orsay	1993	8.4	11.9	9.9	11.1	41.3
11	HARDIAGON Chloe ###	Draveil	1997	9.1	10.4	10.5	11.2	41.2
	TOUTIN Marianne	Vaires	1995	9.9	11.5	9.2	10.6	41.2
13	PUIDEBAT Bertille	Andrésy	1997	8.3	10.7	10.7	11.4	41.1
14	CAILLEAU Elisa	Andrésy	1996	9.0	10.4	11.2	10.4	41.0
15	RONGIER Marjolaine	Pontoise	1998	8.6	10.3	11.0	11.0	40.9
16	GRAL Camille ##	Houilles	1995	8.8	9.9	11.1	10.9	40.7
17	RIBEIRO Marianne	Athis Mons	2001	8.5	10.3	10.8	11.0	40.6
	FANICHON Coraline	Eragny	1998	8.1	10.5	11.0	11.0	40.6
19	TRAVERS Amélie ##	Eragny	1996	7.9	11.3	10.7	10.6	40.5
20	COMMENGE Fanny #	Pontoise	1993	8.1	11.6	10.7	9.9	40.3
	LEBETTRE Manon ###	Pontoise	1994	9.0	11.2	8.8	11.3	40.3
22	RIVIERE Marianne #	Montereau	1999	9.4	10.8	11.0	9.0	40.2
23	GREMION Lucille ##	Houilles	1992	8.5	10.7	10.9	10.0	40.1
	BERIC Caroline ###	Brie comte robert	1994	8.9	10.1	11.4	9.7	40.1
25	RENAUDIN Lucie	Vaires	1996	8.3	11.4	8.8	11.2	39.7
26	ANRETAR Vanessa ###	Brie comte robert	1992	8.8	10.1	10.6	9.9	39.4
27	SKIKDI Chelia	Athis Mons	1999	9.0	9.6	10.1	10.6	39.3

28	MAUDUIT-WASYLEC Svetlana	Chevry Cossigny	1997	9.0	9.5	10.2	10.2	38.9
29	SERRE Chloe	Montereau	1999	8.9	10.7	8.4	10.8	38.8
	LEPROUST Yelena	Fresnes	2001	8.4	9.8	9.7	10.9	38.8
31	ROUVIERE Noémie	Vaires	1995	8.6	10.8	9.7	9.6	38.7
	FALLOT Margot	Eragny	1995	8.4	11.4	8.7	10.2	38.7
	TONDI Oriane	Gargenville	1995	8.0	10.4	10.1	10.2	38.7
34	NOLLET Julie	Chevry Cossigny	1992	8.3	9.3	11.0	10.0	38.6
	CHERON Chloé	Brie comte robert	2002	8.3	10.7	9.5	10.1	38.6
36	DIATTA Aby ##	Eragny	1994	8.6	8.3	10.4	11.2	38.5
37	LOURME Elodie	Gargenville	2000	8.9	9.4	9.7	10.4	38.4
38	BOUTARIC Angélique	Orsay	1997	8.4	9.1	10.4	10.4	38.3
39	CARVELA Katia	Chevry Cossigny	1995	8.3	8.4	10.9	10.2	37.8
40	CHARBONNEAU Sarah	Vaires	1985	8.6	10.8	10.1	8.0	37.5
41	DEBAT Marion #	Andrézy	1996	8.7	9.1	9.0	10.6	37.4
42	COUNIL Tiphaine	Chevry Cossigny	1999	8.5	9.0	10.5	9.3	37.3
43	ALLIO Gwendoline	Gargenville	1999	8.2	8.9	9.5	10.6	37.2
44	CARRE Laurine	Draveil	1998	8.2	9.1	9.0	10.7	37.0
45	KERRIEN Marion	Gargenville	1998	8.1	9.3	10.3	9.2	36.9
46	MALARD Mathilde	Orsay	1996	8.1	8.9	9.8	10.0	36.8
47	VIAL Clemence #	Houilles	1998	8.1	9.7	8.6	10.3	36.7
48	MIRA Mélanie	Pontoise	1995	8.1	10.2	8.0	10.0	36.3
49	URBANIAK Marion #	Andrézy	1993	8.9	8.9	10.0	8.3	36.1
50	CALLU Laurine	Houilles	1993	7.8	8.4	10.4	9.3	35.9
51	DEFFORGE Juliette #	Athis Mons	1999	7.8	10.2	8.3	9.5	35.8
52	MALLEJAC Charline ###	Fresnes	1992	8.0	8.8	9.5	8.9	35.2
53	LEBETTRE Camille	Vaureal	1997	9.0	8.7	7.6	9.2	34.5
	LEBETTRE Mathilde ##	Vaureal	1994	8.8	9.5	7.9	8.3	34.5
	GAUTRY Pauline #	Andrézy	1999	8.3	6.2	9.4	10.6	34.5
56	NARPON Pauline	Vaureal	1995	8.3	9.0	7.7	9.2	34.2
57	TONDI Lorene	Gargenville	1998	7.9	7.6	9.3	8.8	33.6
58	VEAU Justine ###	Houilles	1991	0.0	11.6	9.9	11.1	32.6
59	LETAIEF Lilou ##	Montereau	1998	9.0	0.0	11.0	10.2	30.2
60	BRIMBOEUF Adeline #	Draveil	1998	7.8	10.4	11.5	0.0	29.7
61	SAILLY Audrey *	Eragny 1 (indiv) (indiv)	1986	8.1	10.2	10.5	0.0	28.8
62	PERNET Aurore	Vaires	1994	7.6	8.8	0.0	10.8	27.2
63	HAAS Jessica ##	Fresnes	1994	0.0	10.1	9.7	0.0	19.8
64	TROUCHE Amandine ###	Eragny	1986	0.0	10.0	7.8	0.0	17.8
65	CANNICIONI Margot	Brie comte robert	1997	0.0	11.4	0.0	0.0	11.4
66	BESTER Marie	Orsay	1999	0.0	0.0	0.0	0.0	0.0
	MPANZU Jeanne	Vaureal	1987	0.0	0.0	0.0	0.0	0.0
	SALINAS Mina	Fresnes	2002	0.0	0.0	0.0	0.0	0.0
	CERTAT Ambre *	Paris 18 1 (indiv) (indiv)	1984	0.0	0.0	0.0	0.0	0.0

### 3. FEMININ NIVEAU4 11 + . SA\_DA (individuels)

#### 3.1. Résultats par équipes

	Equipe	Club					Total
1	Les Clayes 2	Usmclayes sous bois gymnastique artistique	27.2	34.6	33.6	33.0	128.4
2	Rungis	Rungis	28.3	35.2	32.8	31.8	128.1
3	St Germain Laval	GCSGL	25.7	34.8	33.2	32.9	126.6
4	Arpajon	Esr arpajon	26.6	34.9	32.3	32.6	126.4
5	Bray	Club sportif braytois	25.7	32.9	34.2	32.8	125.6
6	Brie comte robert	Scbgym	27.2	34.3	31.6	32.1	125.2
7	Voisins	Voisins	26.4	34.6	32.2	31.5	124.7
8	Les Clayes 1	Usmclayes sous bois gymnastique artistique	27.2	32.0	32.6	32.4	124.2
9	Fresnes	A.A.S. FRESNES	26.3	33.0	31.9	32.5	123.7
10	Vaires	Us Vaires	26.7	31.9	32.2	31.7	122.5
11	Malesherbes	Malesherbes gym	26.2	33.0	32.0	30.5	121.7
12	St Chéron	Elan gym st cheron	26.5	33.6	31.2	29.9	121.2
13	Plaisir	Etoile gymnique plaisiroise	26.2	31.5	30.1	31.9	119.7
14	Orsay	Caorsay	26.5	32.7	29.7	30.2	119.1
15	Athis Mons	Uso Athis Mons	25.4	31.6	29.9	32.0	118.9
16	Cerny	Gymnastique sportive de cerny	25.2	31.9	31.8	29.5	118.4
17	Gonesse 1	Association sportive et gymnique de gonesse	26.3	31.8	29.1	30.1	117.3
18	Montereau	Cs montereau	0.0	0.0	0.0	0.0	0.0

#### 3.2. Résultats individuels

	Gymnaste	Equipe	Annee					Total
1	LEFEVRE Aline	Rungis	1980	9.8	11.7	11.2	11.2	43.9
2	RIBEIRO Manon #	Bray	1999	9.1	11.0	11.7	11.3	43.1
3	BERT Fanny	Les Clayes 2	1992	9.2	11.6	11.0	11.1	42.9
4	MARCHIORI Claire ###	Rungis	1985	9.4	11.8	10.9	10.7	42.8
5	PAILLARD Elysa	St Germain Laval	2001	8.4	11.9	11.4	11.0	42.7
6	FOILLARD Stéphanie	St Chéron	1983	9.2	11.9	10.8	10.7	42.6
	DEBONNE Laurie #	Fresnes	1996	9.4	11.2	11.1	10.9	42.6
8	DOUILLARD Loiscia	Bray	2001	9.0	10.9	11.3	11.3	42.5
9	NOTA Amandine ###	Brie comte robert	1989	9.3	11.8	10.7	10.6	42.4
10	LEMAHIEU Pauline ##	Les Clayes 2	1982	9.0	11.6	11.0	10.7	42.3
11	MERCHEZ Léonie	Arpajon	2004	9.1	11.6	10.5	11.0	42.2
	MICOUREAU Mayline	Arpajon	2000	8.8	11.4	11.1	10.9	42.2
13	ARMAND Julie	Arpajon	1992	8.7	11.9	10.7	10.7	42.0
14	RIVIERE Marie ##	Les Clayes 1	1999	9.1	11.4	10.7	10.7	41.9
15	BERNARD Malaurie #	St Germain Laval	2000	8.1	11.2	11.3	10.8	41.4
16	GENOUVRIER Meriem	Vaires	2000	9.0	10.8	10.5	11.0	41.3
	BERNARD Ameline	St Germain Laval	1998	8.5	11.7	10.0	11.1	41.3
18	LEFOUILLE Tess #	Malesherbes	1999	8.5	10.9	11.2	10.6	41.2
	LEROUDIER VIRGINIE	Rungis	1979	9.1	11.6	10.6	9.9	41.2
20	BOULLE Lisa	Fresnes	1996	8.5	10.8	10.8	11.0	41.1
21	PAYSAN Inès	Orsay	2001	9.0	11.4	9.6	10.9	40.9
22	HULIN Rachel #	Les Clayes 1	1999	9.0	10.9	10.4	10.3	40.6

	CONSTANTIN Anais #	St Chéron	1997	8.7	11.1	10.3	10.5	40.6
	ROCCHETTI Jennifer ##	Rungis	1988	8.9	11.2	10.7	9.8	40.6
	AMARI Emilie	St Germain Laval	1984	8.8	10.5	10.5	10.8	40.6
	DARTRON Clarelle #	Gonesse 1	1999	8.9	10.1	10.5	11.1	40.6
27	BOUR Anais	Athis Mons	1992	8.6	10.5	10.8	10.6	40.5
	BARBARIN Manon *	Gargenville 1 (indiv) (indiv)	1995	8.7	10.5	11.2	10.1	40.5
	GARNIER Maud ##	Voisins	1997	8.7	11.7	9.1	11.0	40.5
30	MAULNY Agathe	Cerny	2004	8.8	10.0	11.0	10.6	40.4
31	LEBLANC Lisa ##	Brie comte robert	1999	8.5	10.8	10.5	10.4	40.2
32	WIART-SIREAU Laureline #	Plaisir	1998	8.7	11.5	10.0	9.9	40.1
	LEAO Sophie	Voisins	1994	9.1	11.6	10.0	9.4	40.1
34	BANOS Maeva	Bray	2003	7.6	11.0	11.2	10.2	40.0
35	COMMO Barbara #	Brie comte robert	1997	9.1	10.8	10.1	9.9	39.9
	CHEANAULT Pauline ##	Voisins	1996	8.1	11.0	10.9	9.9	39.9
37	BOURDET Alix #	Plaisir	1997	8.8	10.4	9.8	10.8	39.8
	ROYAU Ludyvine ###	Brie comte robert	1994	8.8	9.5	10.4	11.1	39.8
39	OLANIER Alicia	Vaires	2000	9.0	9.8	10.4	10.4	39.6
40	DA SILVA Jade	Cerny	2003	8.9	11.3	10.3	9.0	39.5
41	COQUARD Castille ##	Les Clayes 1	2000	8.2	9.7	11.2	10.3	39.4
	GONCALVES Laurie #	Arpajon	1999	8.4	10.5	10.2	10.3	39.4
	CADET Marine	Voisins	1996	8.4	11.3	10.3	9.4	39.4
	DEPERSIN Estelle	Fresnes	1995	8.4	10.4	10.0	10.6	39.4
45	NOUVEL Amélie	Les Clayes 2	1995	8.7	11.4	10.5	8.5	39.1
	JOLY-JUHENTON Sophie ###	Orsay	1989	8.4	10.6	10.6	9.5	39.1
47	LEFOLL Emeline	Les Clayes 2	1988	9.0	9.8	10.8	9.3	38.9
	ADRIEN Julie ##	Les Clayes 1	1995	9.1	7.7	10.7	11.4	38.9
	SAOUNERA Marietou	Gonesse 1	2003	9.1	11.3	9.6	8.9	38.9
50	LAURIN Fanny	Plaisir	1998	8.4	9.6	10.3	10.5	38.8
	SECHOIR Lisa	Athis Mons	2000	8.6	10.6	9.3	10.3	38.8
52	GIRONDIN Alexia	Athis Mons	1992	8.0	10.5	9.1	11.1	38.7
53	GUICHERD Coline	Malesherbes	1993	8.9	11.2	9.1	9.4	38.6
	WOLLSCHIEDT Manon #	Fresnes	1997	8.3	11.0	9.7	9.6	38.6
55	LE POTTIER Magali	Vaires	1991	8.3	8.4	11.2	10.3	38.2
56	VAUTHIER Alexandra	Malesherbes	1977	7.7	10.9	9.5	9.8	37.9
57	PEREIRA Katarina #	Plaisir	1996	8.7	9.6	8.9	10.6	37.8
58	DELPIN Carla	Vaires	2000	8.6	8.8	10.5	9.6	37.5
59	BOURGOIN Emma #	Malesherbes	2001	8.6	8.7	9.9	10.1	37.3
	MILLICEVIC Diana	Athis Mons	1995	8.2	10.2	9.8	9.1	37.3
61	SEBIRE Laura *	BRIE	1998	8.4	9.6	9.9	9.2	37.1
62	BRESSON Caroline #	St Chéron	1998	8.1	10.6	9.5	8.7	36.9
63	MATHEUS Maeva	Cerny	2001	7.5	8.3	10.5	9.9	36.2
64	RACHDI Lina	Gonesse 1	2001	8.3	10.2	9.0	8.1	35.6
65	SAMPAIO Charlotte #	St Chéron	1998	8.6	8.3	10.1	8.5	35.5
66	FOUCHE Emilie	Orsay	1999	8.8	6.9	9.5	9.8	35.0
67	BENYAGOUR Imene	Gonesse 1	2002	8.1	8.5	8.2	10.1	34.9
68	QUELEN Cherine	Gonesse 1	2002	8.3	10.3	7.0	8.7	34.3
69	SCHMIT Marion #	St Chéron	1997	7.8	10.6	8.0	7.2	33.6
70	MALO Amandine	Les Clayes 1	1998	6.5	9.1	9.4	8.5	33.5
71	LECOEUR Julie	Orsay	2000	8.7	6.2	9.4	8.5	32.8
72	ARMAND Johanne	Les Clayes 2	1991	8.9	0.0	11.6	11.2	31.7
73	LEBAS Camille ##	Voisins	1997	8.6	0.0	11.0	10.6	30.2
74	MONIZ Christina	Malesherbes	2001	8.7	0.0	10.9	9.7	29.3
	HERTIG Mathilde #	Brie comte robert	1997	8.2	11.7	9.4	0.0	29.3
76	LESSAGE Marie ###	Rungis	1989	8.8	11.7	8.4	0.0	28.9

77	DIDIER Julia	Vaires	1989	8.7	11.3	0.0	8.5	28.5
78	TRAN My-linh	Fresnes	1995	7.7	3.0	9.7	7.6	28.0
79	VADOT Marine	Cerny	2002	0.0	10.6	9.8	0.0	20.4
80	ARCHAMBAULT Emmanuelle	Orsay	1971	0.0	10.7	0.0	0.0	10.7
81	LEMAITRE Guiliana	Arpajon	2001	0.0	0.0	0.0	0.0	0.0
	HARANG Megane #	Cerny	1999	0.0	0.0	0.0	0.0	0.0
	ZAHAR Elena	Plaisir	1997	0.0	0.0	0.0	0.0	0.0
	TAILLIEZ Charlotte #	Athis Mons	1998	0.0	0.0	0.0	0.0	0.0
	DUPAY Anne france	Montereau	1975	0.0	0.0	0.0	0.0	0.0
	LE GOVIC Estelle #	Montereau	1998	0.0	0.0	0.0	0.0	0.0
	LEFEVRE Lola	Montereau	2000	0.0	0.0	0.0	0.0	0.0
	SAINTON Leila ###	Montereau	1989	0.0	0.0	0.0	0.0	0.0
	TRUTET Jessica	Montereau	1989	0.0	0.0	0.0	0.0	0.0
	PODOROJNIY Alexandra	St Germain Laval	1994	0.0	0.0	0.0	0.0	0.0



## 4. MASCULIN NIVEAU4 11 + . SA\_DA (individuels)

### 4.1. Résultats par équipes

	Equipe	Club							Total
1	Beauchamp	Arabesque gymnique Beauchamp	31.7	30.0	34.2	27.7	32.1	28.3	184.0
2	Orsay	Caorsay	32.5	31.9	31.8	27.5	32.3	27.0	183.0
3	Andrésy 1	Andrésy	31.5	31.9	30.9	28.6	31.6	25.4	179.9
4	Rungis	Rungis	31.3	30.2	29.8	28.0	31.3	23.6	174.2
5	Andrésy 2	Andrésy	31.7	29.1	27.7	27.9	30.4	26.2	173.0
6	Bray	Club sportif braytois	31.7	25.8	27.5	27.3	28.2	26.8	167.3
7	Athis Mons	Usa Athis Mons	32.3	25.3	20.1	27.8	30.9	25.7	162.1
8	Les Clayes	Usmclayes sous bois gymnastique artistique	27.4	28.3	23.8	26.6	30.7	23.8	160.6
9	Champigny	RSCChampigny gym	24.6	24.5	23.6	27.7	27.1	21.7	149.2
10	Gargenville	Espérance de gargenville	10.7	9.2	10.1	9.5	9.3	11.3	60.1
Equipes déclassées									
	Equipe	Club							Total
1	Draveil	sporting club draveil	28.6	26.2	27.3	28.3	29.7	29.1	169.2







### 4.2. Résultats individuels

	Gymnaste	Equipe	Anne e							Total
1	MANIEZ Camille	Champigny	2000	9.0	11.1	11.4	10.1	11.1	10.8	63.5
2	VIEILLE Antoine	Beauchamp	1995	10.6	9.8	11.3	9.7	11.4	9.8	62.6
3	COSSONNET Rémi	Beauchamp	1988	11.1	11.0	11.5	9.2	10.0	9.2	62.0
4	LAGRANGE Elliot ##	Athis Mons	1991	10.9	10.6	8.7	9.5	11.3	10.0	61.0
5	CHEVROT Nicolas	Andrésy 2	1999	10.4	11.1	10.8	8.7	10.0	9.9	60.9
6	PELTRE Antoine #	Andrésy 1	1996	10.7	10.4	10.2	9.8	10.8	8.7	60.6
7	MICHAUD Nicolas #	Andrésy 1	1996	10.1	10.7	11.4	10.2	10.3	7.8	60.5
8	CRABOS Bertrand	Gargenville	1982	10.7	9.2	10.1	9.5	9.3	11.3	60.1
9	COLLIGNON Martin	Orsay	2000	10.5	10.7	10.4	9.0	10.3	9.1	60.0
10	BORIOS Guilhem	Orsay	1998	10.8	11.2	10.3	9.0	10.1	8.4	59.8
11	COLLIGNON Thomas	Orsay	2000	11.2	7.2	11.1	8.8	11.2	9.5	59.0
12	CHEVROT Jerome	Andrésy 1	1992	10.7	10.8	9.3	8.6	10.5	8.9	58.8
13	BOULANT Yannick	Draveil	1987	10.2	7.5	10.0	9.6	9.5	11.0	57.8
14	BESTETTI Thomas	Les Clayes	1990	9.2	9.4	11.2	9.1	11.0	7.6	57.5
	LEGUYARDER Vincent ##	Rungis	1998	8.5	9.9	10.3	9.1	10.8	8.9	57.5
16	DARRIGADE Theo	Andrésy 2	2003	10.6	9.2	9.2	10.1	10.0	7.9	57.0
17	FOURGOUS Jules	Rungis	1998	11.2	10.4	9.3	9.1	10.2	6.5	56.7
18	BERNARD Fabien	Rungis	1989	8.9	9.9	10.2	9.7	10.1	7.5	56.3
19	PINHEIRO Corentin	Beauchamp	1994	9.8	7.0	11.4	8.6	10.1	9.3	56.2
	CHAPUT Hugo	Bray	2000	11.2	6.5	9.8	9.4	9.7	9.6	56.2
21	GOUDENEGE Ludovic	Orsay	1983	9.7	10.0	10.1	9.2	10.8	6.1	55.9
22	REAUX Jules	Bray	1999	10.5	8.5	9.8	9.1	9.6	8.0	55.5
23	BESSON Cyril	Draveil	1999	9.4	7.3	9.9	8.8	10.5	9.2	55.1
24	LEONARD Alexis ###	Beauchamp	1993	10.0	7.9	8.1	8.8	10.6	9.1	54.5
25	ALLEK Idris #	Athis Mons	2001	10.7	7.9	7.6	8.9	10.6	8.4	54.1







26	CHAMP Bastien	Draveil	1999	9.0	10.2	7.4	8.9	9.1	8.9	53.5
27	FONSECA Christopher	Rungis	2001	10.5	8.1	8.6	8.7	9.3	7.2	52.4
28	RAKOTOMALALA Guillaume	Champigny	1996	8.9	8.4	8.3	9.0	10.4	7.1	52.1
29	CHANDELIER Matthys	Bray	2000	8.5	9.5	7.3	8.8	8.7	9.2	52.0
30	DUCHADEAU Michael	Beauchamp	1986	9.4	9.2	10.0	7.9	6.7	8.6	51.8
31	PARENT Nathanaël #	Les Clayes	1998	8.7	9.6	6.4	8.9	10.2	7.7	51.5
32	LECLERC Diego	Rungis	2003	9.6	7.8	7.3	9.2	10.3	6.6	50.8
33	BESSON Yann	Draveil	1998	8.3	8.5	5.5	8.3	9.7	8.6	48.9
34	BENAMMAR Ethan #	Athis Mons	2001	10.7	6.8	3.8	9.3	9.0	7.3	46.9
35	BRAETS Lois	Bray	2001	10.0	6.3	7.9	8.7	8.6	5.3	46.8
36	DAUTREPPE Martin	Andrésy 2	1995	10.7	7.9	0.0	9.1	10.4	8.4	46.5
37	ZOUAOUI Sofian	Andrésy 2	2002	7.1	8.8	7.7	8.5	8.4	4.4	44.9
38	FLORAC Rodrigue #	Les Clayes	1997	8.9	9.3	6.2	0.0	9.5	8.5	42.4
39	CERRA Alexandre #	Bray	1996	8.4	7.8	3.4	8.7	8.9	4.4	41.6
40	LAVERDURE Sabri	Draveil	2001	7.7	4.5	3.9	9.8	7.5	7.4	40.8
41	DEFORGES Jules	Les Clayes	2000	9.3	7.5	0.0	8.6	8.2	6.6	40.2
42	MOLLE Mattéo	Athis Mons	2003	8.6	6.6	2.8	9.0	5.1	6.5	38.6
43	LESTER Steve	Orsay	1999	9.7	0.0	6.5	9.3	0.0	8.4	33.9
44	BRONNER Alexandre	Champigny	1995	6.7	5.0	3.9	8.6	5.6	3.8	33.6
45	MEKKI Sami	Athis Mons	2004	7.5	5.5	2.6	7.6	1.3	6.6	31.1
46	NOBOUR Sébastien	Les Clayes	1994	0.0	0.0	0.0	0.0	0.0	0.0	0.0
	BURTIN Graig	Gargenville	1993	0.0	0.0	0.0	0.0	0.0	0.0	0.0
	CHASSIBOUD Marcellin	Gargenville	1996	0.0	0.0	0.0	0.0	0.0	0.0	0.0
	OZIER-LAFONTAINE Dylan	Gargenville	1996	0.0	0.0	0.0	0.0	0.0	0.0	0.0
	PAQUEREAU Jerome	Gargenville	1994	0.0	0.0	0.0	0.0	0.0	0.0	0.0
	RAKOTOMALALA Sylvain	Champigny	1999	0.0	0.0	0.0	0.0	0.0	0.0	0.0
	DE SOUZA Claudio	Andrésy 1	1987	0.0	0.0	0.0	0.0	0.0	0.0	0.0
	PASTEN Adolphe	Andrésy 1	1979	0.0	0.0	0.0	0.0	0.0	0.0	0.0

## 5. MASCULIN NIVEAU4 11-18 ans . SA\_DA (individuels)

### 5.1. Résultats par équipes

	Equipe	Club							Total
1	Beauchamp	Arabesque gymnique Beauchamp	28.6	30.4	34.0	25.2	30.4	27.1	175.7
2	Rungis	Rungis	29.9	28.0	30.4	26.8	31.7	27.6	174.4
3	Houilles 1	Avant-Garde de Houilles	30.2	27.6	31.0	26.0	31.0	25.1	170.9
4	Brunoy	Brunoy pyramide	28.7	26.4	31.9	25.5	28.1	25.0	165.6
5	Chatou	Chatou DynaGym	29.2	21.0	27.9	26.1	30.7	23.2	158.1
6	Houilles 3	Avant-Garde de Houilles	28.1	22.0	27.2	26.0	29.1	21.6	154.0
7	Dreux	Esperance drouaise	27.4	28.9	23.3	25.0	27.0	17.1	148.7
8	Gargenville	Espérance de gargenville	24.8	20.0	22.9	26.0	21.5	6.4	121.6







### 5.2. Résultats individuels

	Gymnaste	Equipe	Anne e							Total
1	DHELENS Loic #	Rungis	1998	10.4	10.2	11.0	9.3	11.3	9.4	61.6
2	PRIOTON Guenaël	Beauchamp	2000	9.5	10.6	11.3	8.7	9.6	11.0	60.7
3	FAUCHIER Maxence #	Beauchamp	1999	11.3	10.2	11.5	8.4	9.6	9.4	60.4
4	MICHEL Florent ##	Chatou	1998	9.6	8.3	10.7	8.9	11.7	8.4	57.6
5	PICHON Alexi ##	Houilles 1	1999	10.3	10.3	10.1	8.6	9.2	8.6	57.1
6	YAHMED Elies	Brunoy	1997	8.7	9.7	10.7	8.3	10.5	9.0	56.9
	ZUBILA Eben ezer #	Brunoy	2000	9.0	9.9	11.2	8.7	9.6	8.5	56.9
8	COURT Adrien ##	Houilles 1	1999	10.2	8.3	10.2	8.7	10.2	8.5	56.1
9	MEZIERE Tanguy	Rungis	1998	9.7	9.2	8.6	8.4	11.0	9.0	55.9
10	SUIGNARD Maxime #	Rungis	2002	9.8	8.6	9.4	9.1	9.4	9.2	55.5
11	LE TADIC Theo #	Dreux	2002	10.4	10.8	8.2	8.6	10.5	6.9	55.4
12	DUCHADEAU Jeremy	Beauchamp	1997	7.8	9.6	11.2	8.1	11.2	6.7	54.6
13	SAINTILAN Killien ##	Houilles 1	2000	7.9	9.0	10.7	8.2	10.9	6.7	53.4
14	LENGLART Arthur #	Dreux	2001	8.4	10.5	8.6	8.3	9.5	7.7	53.0
15	BENDJABALLAH Mohamed ##	Chatou	1999	10.5	6.3	9.1	8.5	10.5	6.9	51.8
16	REMY Charles ##	Houilles 3	2000	9.2	7.0	8.1	8.5	10.1	8.2	51.1
17	REINAUDO Mathis ##	Houilles 3	2000	9.5	6.6	9.2	9.1	10.2	6.3	50.9
18	MONGIN Kilian #	Rungis	2002	8.9	7.1	10.0	8.0	8.2	8.4	50.6
19	GUILLOT Geoffrey	Houilles 1	2000	9.5	7.7	7.4	8.0	9.9	8.0	50.5
20	LEROUX Cyprien	Houilles 3	2002	9.4	7.8	9.5	8.2	8.8	6.5	50.2
21	GUILLOU KEREDAN Paul	Brunoy	2000	9.4	6.8	10.0	8.5	8.0	6.4	49.1
22	FERREIRA Thomas #	Houilles 1	2001	9.7	5.8	8.2	8.7	6.8	7.8	47.0
23	VAUGON Arnaud #	Chatou	2001	8.6	4.3	8.1	8.5	8.3	7.9	45.7
24	SCHLOSSER Yann #	Houilles 3	2001	9.0	7.2	8.5	8.4	6.3	6.1	45.5
25	URBAIN Gabriel	Chatou	2001	9.1	6.4	6.4	8.7	8.5	6.2	45.3
26	MARCHAND Theo #	Gargenville	2001	9.5	6.9	8.6	8.6	6.7	4.1	44.4
27	OLENINE Matthieu #	Gargenville	2000	9.1	7.8	9.2	9.0	8.8	0.4	44.3
28	HUMBERT Régis	Brunoy	2001	10.3	5.9	6.4	8.1	5.4	7.5	43.6
29	ROUSSELET Baptiste # *	Houilles 3 (indiv) (indiv)	2000	7.9	5.5	7.8	8.5	9.1	3.7	42.5
30	LEONARDI Giovanni	Dreux	1998	8.6	7.6	6.5	8.1	7.0	2.5	40.3







31	DEGLORIE Harry #	Houilles 3	2001	7.2	5.2	5.0	8.3	7.3	6.9	39.9
32	DUROYON Marin	Chatou	2000	9.1	3.7	8.1	8.3	4.0	6.6	39.8
33	COMBES Baptiste	Gargenville	2001	6.2	5.3	5.1	8.4	6.0	0.6	31.6
34	DIGNIMONT Alexandre #	Gargenville	2000	6.1	2.5	4.3	7.9	3.9	1.7	26.4
35	VUITTON Guillaume	Beauchamp	1998	0.0	0.0	0.0	0.0	0.0	0.0	0.0
	COLLAY Benoit #	Brunoy	2000	0.0	0.0	0.0	0.0	0.0	0.0	0.0
	DOS SANTOS Theo	Dreux	2001	0.0	0.0	0.0	0.0	0.0	0.0	0.0
	TROUILLET Baptiste	Rungis	2004	0.0	0.0	0.0	0.0	0.0	0.0	0.0
	AUPIAIS Clément	Gargenville	2002	0.0	0.0	0.0	0.0	0.0	0.0	0.0

## 6. MASCULIN NIVEAU3 11 + . SA\_DA (individuels)

### 6.1. Résultats par équipes




	Equipe	Club							Total
1	Plaisir	Etoile gymnique plaisiroise	34.9	30.5	34.2	31.0	36.0	31.1	197.7
2	Rungis	Rungis	32.1	26.5	30.9	30.7	34.0	32.1	186.3
3	Beauchamp	Arabesque gymnique Beauchamp	29.1	31.0	31.6	28.2	34.6	28.3	182.8
4	Draveil	sporting club draveil	30.5	26.0	32.3	28.1	34.5	29.0	180.4
5	Dreux	Esperance drouaise	26.8	23.9	30.1	27.6	32.1	28.2	168.7
6	Houilles	Avant-Garde de Houilles	24.1	18.6	24.6	26.9	29.2	25.1	145.5 (3.0)

### 6.2. Résultats individuels





	Gymnaste	Equipe	Annee							Total
1	BOURDIN Quentin	Plaisir	1992	11.9	12.1	12.1	10.8	12.4	11.4	70.7
2	SOLER Julien ##	Rungis	1983	12.1	9.6	12.0	12.0	12.2	11.5	69.4
3	PAULMIER Gildas ##	Dreux	1996	11.1	10.5	12.2	9.7	11.9	11.4	66.8
4	DA SILVA Alexandre	Draveil	1999	10.9	10.9	9.6	10.4	11.0	10.8	63.6
5	SALTI Romain #	Plaisir	1994	11.4	9.3	11.5	10.1	11.8	9.0	63.1
6	BAILLET Thomas	Plaisir	1992	11.6	8.4	10.3	9.8	11.8	10.0	61.9
7	PETIT Ylian ###	Plaisir	1996	11.1	9.1	10.6	10.1	10.0	9.5	60.4
8	CROCHU Bertrand ###	Houilles	1986	9.4	9.1	11.1	9.2	11.2	10.3	60.3
9	GUILMART Maxime ##	Beauchamp	1997	9.3	10.4	9.6	8.9	12.0	9.5	59.7
10	LEGRAND Sébastien	Beauchamp	1987	10.1	9.6	11.9	8.4	10.9	8.7	59.6
11	LAVENET Romain #	Rungis	1989	10.2	6.0	11.7	10.1	11.1	10.1	59.2
12	MATEUS Baptiste	Draveil	1999	9.0	7.0	11.3	9.0	11.4	10.4	58.1
13	LEHTOVIRTA Quentin	Rungis	1989	9.8	10.9	7.2	8.6	10.7	10.5	57.7
14	COCHAIN Andrew #	Beauchamp	1987	9.7	5.6	10.1	10.0	10.9	9.3	55.6
15	PRIOTON Morgan ##	Beauchamp	1997	6.3	11.0	7.9	9.3	10.6	8.1	53.2
16	AGULLO Leo #	Plaisir	1996	10.8	3.9	9.6	9.5	9.5	9.7	53.0
17	MATEUS Romain	Draveil	1993	10.6	8.1	11.4	0.0	12.1	7.8	50.0
18	PAULMIER Boris ##	Dreux	1996	8.0	7.0	9.2	8.8	10.6	5.2	48.8
19	BOYER Léo ##	Houilles	1996	7.8	5.5	6.0	8.5	9.9	8.9	46.6
20	GAUTHIER Thomas ##	Dreux	1995	6.6	3.5	8.7	8.5	9.6	9.5	46.4
21	NIOCHAUT Tanguy	Draveil	1999	8.2	6.5	7.6	8.7	7.5	6.8	45.3
22	BOCK Jeremie ##	Dreux	1996	5.4	6.4	6.7	9.1	9.0	7.3	43.9
23	VOGT Antoine ##	Dreux	1996	7.7	6.3	8.7	8.7	7.0	5.0	43.4
24	COLLET Vincent ###	Houilles	1981	6.9	4.0	7.5	9.2	8.1	5.9	41.6
25	MASSE Antoine	Beauchamp	1995	0.0	1.5	9.6	8.9	11.7	9.5	41.2
26	COURT Nicolas #	Houilles	1996	0.0	0.0	0.0	0.0	0.0	0.0	0.0
	WILMART Tom	Houilles	1997	0.0	0.0	0.0	0.0	0.0	0.0	0.0
	HASCOUET Clement	Draveil	1999	0.0	0.0	0.0	0.0	0.0	0.0	0.0
	THAVIOT Matthieu	Rungis	1987	0.0	0.0	0.0	0.0	0.0	0.0	0.0

## 7. FEMININ NIVEAU2 11 + . SA\_DA (individuels)

### 7.1. Résultats par équipes

	Equipe	Club					Total
1	A. Dreux	Alliance de dreux gymnastique	30.3	33.0	33.8	34.9	132.0
2	Montereau	Cs montereau	29.3	30.4	33.2	33.1	126.0
3	Champigny	RSCChampigny gym	28.7	31.2	31.6	32.7	124.2
4	Eragny	Gsa eragny	27.7	29.1	30.0	32.9	119.7
5	Lognes	Gym club de lognes	19.4	20.2	25.9	26.9	92.4

### 7.2. Résultats individuels

	Gymnaste	Equipe	Annee					Total
1	DAVOLI Ollia ##	A. Dreux	1995	10.1	11.5	10.8	11.7	44.1
	GOLLIAU Lucille #	Montereau	1997	10.7	11.1	10.5	11.8	44.1
3	CHAMARET Marion ###	A. Dreux	1994	9.9	11.1	11.6	10.4	43.0
4	CHAIX Manon ###	Champigny	1987	10.2	10.9	10.1	11.6	42.8
5	ROBLIN Marianne ### *	A. Dreux 1 (indiv) (indiv)	1994	9.3	9.9	11.0	11.7	41.9
6	DIAKITE Bibi ##	Lognes	1996	10.0	8.2	11.0	12.0	41.2
7	SHIKIYA Marie #	Lognes	2001	9.4	10.5	10.6	10.2	40.7
8	BROCHARD Coralie	A. Dreux	2000	9.0	9.3	10.5	11.6	40.4
9	MARION Morin ##	Montereau	1994	9.3	9.5	11.1	10.4	40.3
	CASTANS Apolline ###	Eragny	1994	8.8	10.4	10.0	11.1	40.3
11	CASTANS Mélissandre ##	Eragny	1991	9.9	9.4	9.2	11.0	39.5
12	TEMPIER Roxane	Champigny	2000	8.9	8.9	11.0	10.4	39.2
13	DEVIN Pauline #	Montereau	1996	8.6	9.0	11.6	9.5	38.7
14	KADDARI Lea leila	A. Dreux	2000	10.3	10.4	8.5	9.4	38.6
15	GOBILLOT Camille ###	Montereau	1986	9.3	8.5	9.8	10.9	38.5
	JEUDY Elodie	Champigny	1992	9.1	8.2	10.5	10.7	38.5
17	BENOIT Aurélie ###	Champigny	1990	9.4	10.6	9.6	8.1	37.7
18	BEAUJON Manon ###	Eragny	1997	8.7	9.1	9.5	10.1	37.4
19	BEAUJON Lisa ###	Eragny	1997	8.6	8.1	9.8	10.8	37.3
20	BUFFIN Ilana	Champigny	2003	9.0	9.7	9.2	8.9	36.8
21	VEYRON Coline ##	Montereau	1995	8.7	9.8	9.5	8.4	36.4
22	LOUIFERT Mathilde	A. Dreux	2003	9.2	0.0	11.4	11.6	32.2
23	PHILIPPE Mathilde	Eragny	1989	9.0	9.3	10.2	0.0	28.5
24	BRUCATO Clara #	Lognes	2001	0.0	1.5	4.3	4.7	10.5
25	GABILLET Lou-anne	Lognes	1998	0.0	0.0	0.0	0.0	0.0

## 8. MASCULIN NIVEAU4 8-14 ans . SA\_DA (individuels)

### 8.1. Résultats par équipes







	Equipe	Club							Total
1	Athis Mons	Uso Athis Mons	30.4	29.9	28.5	27.5	29.3	27.3	172.9
2	Champigny 2	RSCChampigny gym	31.1	27.4	27.1	27.2	29.5	26.3	168.6
3	Rungis	Rungis	32.2	23.0	27.9	27.0	28.1	24.5	162.7
4	Champigny 1	RSCChampigny gym	31.2	23.1	24.5	28.0	25.7	22.2	154.7
5	Villiers le Bâcle	Asvlb	29.0	21.3	26.7	26.3	25.8	16.9	146.0

### 8.2. Résultats individuels







	Gymnaste	Equipe	Anne e							Total
1	EAR Quentin	Athis Mons	2001	10.3	11.1	10.8	10.0	10.4	11.1	63.7
2	MARTINEZ Killian	Champigny 1	2001	10.7	9.9	10.5	10.0	10.7	9.1	60.9
3	COUSIN Noé	Champigny 2	2004	10.6	11.2	9.8	9.1	11.1	6.9	58.7
4	DE FONDAUMIERE Anthony	Athis Mons	2001	10.3	10.0	10.3	8.3	9.7	8.0	56.6
5	FAUCHEUR Florian	Rungis	2003	11.0	8.3	9.0	9.6	9.4	7.9	55.2
6	FAURE Theo	Rungis	2002	10.5	7.5	9.4	8.7	9.5	8.5	54.1
7	RETUREAU Dylan	Villiers le Bâcle	2002	10.3	7.6	8.5	8.9	10.0	6.8	52.1
8	MONGIN Corentin	Athis Mons	2003	8.4	8.8	7.4	9.2	9.2	8.2	51.2
	VIEIRA-PINHEIRA Leo	Rungis	2002	10.3	6.2	8.7	8.7	9.2	8.1	51.2
10	DE OLIVEIRA Aymeric	Champigny 2	2005	10.3	6.1	6.9	8.8	9.6	8.8	50.5
11	BATTIN Kylian #	Rungis	2001	10.7	7.2	9.5	7.3	8.8	6.6	50.1
12	BARBOSA ALVES Rodrigo	Champigny 2	2006	10.2	5.8	10.4	8.8	5.6	8.5	49.3
13	GASTEAU Alexis	Champigny 2	2005	9.9	7.5	6.7	9.1	7.6	5.7	46.5
14	LAVOT Enzo	Champigny 2	2004	6.5	8.7	4.2	9.0	8.8	9.0	46.2
15	DOMERGE Alexis	Champigny 1	2003	11.1	4.1	6.7	9.0	7.5	7.3	45.7
16	BILLON Maher	Villiers le Bâcle	2003	9.5	7.1	9.1	8.7	8.8	0.5	43.7
17	BARBOSA ALVES Leandro	Champigny 1	2006	9.4	5.2	7.3	9.0	6.9	4.9	42.7
18	OLLIVIER Loris	Villiers le Bâcle	2002	8.7	6.4	7.3	8.7	6.8	4.3	42.2
19	ROBIN Tom	Villiers le Bâcle	2002	6.1	6.4	7.1	8.4	7.0	5.8	40.8
20	DEVAUCHELLES Théo	Champigny 1	2005	8.3	5.9	4.9	8.4	7.5	5.2	40.2
21	LIENARD Ethan	Villiers le Bâcle	2003	9.2	6.6	9.1	8.4	5.5	1.2	40.0
22	ZNAGZE Abderrahime	Champigny 1	2004	9.1	7.3	3.6	8.7	3.3	5.8	37.8
23	VAIRELLES Josselin	Athis Mons	2006	9.8	1.7	2.7	7.9	2.8	7.3	32.2
24	HANSER Maxime	Athis Mons	2006	7.5	2.5	1.5	7.8	6.3	5.7	31.3
25	LANDEMAINE Gabin	Rungis	2003	0.0	0.0	0.0	0.0	0.0	0.0	0.0

## 9. MASCULIN NIVEAU2 11 + . SA\_DA (individuels)

### 9.1. Résultats par équipes

	Equipe	Club							Total
1	Orsay	Caorsay	30.9	25.0	33.2	26.0	32.2	30.6	177.9
2	Champigny	RSCChampigny gym	18.0	16.7	30.1	27.0	25.3	19.7	136.8
3	Houilles	Avant-Garde de Houilles	20.0	26.0	16.1	19.3	21.1	17.0	116.5 (3.0)

### 9.2. Résultats individuels

	Gymnaste	Equipe	Anne e							Total
1	FICHERA Hugo ###	Orsay	1991	9.8	9.3	11.9	9.5	11.6	9.0	61.1
2	MIGNE Baptiste	Orsay	1992	12.2	8.9	10.5	7.2	9.2	10.0	58.0
3	LECLERC Julien ###	Houilles	1989	12.1	8.0	8.5	10.6	8.5	8.9	56.6
4	ESQUIROL Jean francois *	Marcoussis 1 (indiv) (indiv)	1989	10.4	5.5	10.1	9.9	11.4	7.7	55.0
5	PAPIN Vincent	Champigny	1990	9.4	3.8	10.0	9.3	9.6	9.8	51.9
6	BOULET Stéphane	Orsay	1988	8.9	0.0	10.8	7.2	11.4	10.0	48.3
7	KINZIGER Vincent #	Houilles	1994	7.9	6.5	7.6	8.7	8.8	8.1	47.6
8	VARENNES Frédéric	Champigny	1968	7.3	3.4	8.4	8.6	6.8	9.9	44.4
9	POIRSON Quentin ##	Orsay	1999	8.0	6.8	9.5	9.3	0.0	10.6	44.2
10	VARENNES Mathis	Champigny	1995	1.3	9.5	11.7	9.1	8.9	0.0	40.5
11	DESMOTS Sébastien	Houilles	1982	0.0	11.5	0.0	0.0	3.8	0.0	15.3
12	GRAZIANO Paco	Orsay	1997	0.0	0.0	0.0	0.0	0.0	0.0	0.0
	GUY Benjamin	Champigny	1981	0.0	0.0	0.0	0.0	0.0	0.0	0.0
	PROBST Emmanuel	Champigny	1980	0.0	0.0	0.0	0.0	0.0	0.0	0.0







## 10. FEMININ NIVEAU3 11-16 ans . SA\_DA (individuels)

### 10.1. Résultats par équipes

	Equipe	Club					Total
1	Vaires	Us Vaires	29.1	33.0	34.1	33.4	129.6
2	Ris Orangis	Union sportive de ris-orangis	28.4	31.9	33.4	33.5	127.1 (0.1)
3	Montereau	Cs montereau	27.4	30.3	32.6	32.4	122.7
4	Andrésy	Andrésy	27.5	33.0	31.0	30.0	121.5
5	Houilles	Avant-Garde de Houilles	26.9	24.9	25.2	27.2	104.2

### 10.2. Résultats individuels







	Gymnaste	Equipe	Annee					Total
1	ALCHOURROUN Margot	Vaires	2000	9.9	11.4	11.5	11.2	44.0
	GAUSSOT Léa	Vaires	1999	10.2	11.4	11.3	11.1	44.0
	DA SILVA Andrea ##	Ris Orangis	2000	9.6	11.4	11.5	11.5	44.0
4	NGUEMBO Melissa #	Ris Orangis	2001	9.7	10.1	10.7	11.2	41.7
5	BOULARD Lou	Montereau	2001	9.0	10.5	11.0	10.3	40.8
	GROISNE Blandine	Andrésy	2003	8.5	11.6	10.4	10.3	40.8
7	MENBRIVES Melanie	Montereau	2001	9.1	9.5	10.8	11.2	40.6
8	MICHEL Maeva	Andrésy	2003	8.9	10.7	10.4	10.5	40.5
9	MINHOTO Cassandra ##	Ris Orangis	2000	9.0	9.4	11.0	10.7	40.1
10	TARRIS Enola	Vaires	2000	8.6	9.0	11.3	11.1	40.0
11	SKOCZEK Marion	Vaires	2000	8.3	10.0	10.3	11.0	39.6
12	LAKEHAL Lina	Montereau	1999	9.0	10.2	10.0	9.9	39.1
13	NEVEU Marie #	Andrésy	2000	9.6	10.7	9.5	9.1	38.9
14	VERMAUT Sarah	Andrésy	2000	9.0	9.5	10.2	9.2	37.9
15	MACE Mathilde	Vaires	2000	9.0	10.2	8.5	9.9	37.6
16	DAVID Maëlle ##	Houilles	1999	9.0	9.7	8.5	9.8	37.0
17	ALVES Ange ##	Houilles	2000	8.7	8.2	7.7	9.4	34.0
18	GRAL Lucile #	Houilles	1999	9.2	7.0	9.0	8.0	33.2
19	AFONSO Cassandra	Montereau	2000	9.3	0.0	10.8	10.9	31.0
20	NAULET Daphnée	Ris Orangis	2002	0.0	10.4	9.6	10.8	30.8
21	DJEDJE Zoe	Ris Orangis	2002	9.1	9.9	10.9	0.0	29.9
22	ROUCHY Fanny	Andrésy	2003	8.8	10.0	10.0	0.0	28.8
23	MARQUET Cynthia	Montereau	2000	9.0	9.6	8.4	0.0	27.0
24	ALVES May ##	Houilles	1999	0.0	0.0	0.0	0.0	0.0

## 11. MASCULIN NIVEAU3 9-14 ans . SA\_DA (individuels)

### 11.1. Résultats par équipes





	Equipe	Club							Total
--	--------	------	---	---	--	---	---	---	-------

### 11.2. Résultats individuels





	Gymnaste	Equipe	Anne e							Total
1	SABUCO Thomas *	Andrésy 1 (indiv) (indiv)	2005	10.5	8.4	3.5	9.6	6.4	3.6	42.0

## 12. FEMININ NIVEAU4 8-12 ans . SA\_DA (individuels)

### 12.1. Résultats par équipes








	Equipe	Club					Total
1	Rungis	Rungis	26.0	30.3	32.3	31.5	120.1
2	Malesherbes	Malesherbes gym	23.9	23.6	26.2	27.0	100.7

### 12.2. Résultats individuels








	Gymnaste	Equipe	Annee					Total
1	CHERBONNEL Ilona	Rungis	2003	8.8	10.0	10.8	10.5	40.1
	THIRAVONG Meyno *	Fresnes 1 (indiv) (indiv)	2006	8.3	10.8	11.2	9.8	40.1
3	BRETON Jade	Rungis	2003	8.4	10.1	11.0	10.5	40.0
4	MOLINO Elsa	Rungis	2004	8.6	10.2	9.1	10.5	38.4
5	ROGER Lucille	Malesherbes	2003	8.0	10.2	10.0	9.0	37.2
6	POINTEAU Maellys	Malesherbes	2004	7.9	6.8	9.2	9.8	33.7
7	VAUTHIER Amandine	Malesherbes	2004	8.0	6.6	7.0	8.2	29.8
8	LEGER Ambre	Rungis	2003	8.6	0.0	10.5	9.5	28.6
9	LEMAITRE Lea	Malesherbes	2004	6.8	4.2	4.5	7.3	22.8
10	DJERBI Selena	Rungis	2003	0.0	10.0	10.0	0.0	20.0

## 13. MASCULIN NIVEAU1 11 + . SA\_DA (individuels)

### 13.1. Résultats par équipes





	Equipe	Club								Total
1	AndréSy	AndréSy	29.4	21.0	13.1	32.6	18.8	23.0		137.9

### 13.2. Résultats individuels





	Gymnaste	Equipe	Anne e								Total
1	PASTEN Jonathan #	AndréSy	1985	9.8	10.3	9.5	11.0	9.9	9.1		59.6
2	MIRA Jeremy	AndréSy	1998	8.9	5.3	3.6	10.7	8.9	6.6		44.0
3	GHALMI Mathieu #	AndréSy	1989	10.7	5.4	0.0	10.9	0.0	7.3		34.3
4	BENKEROUFA Mehdi	AndréSy	1992	0.0	0.0	0.0	0.0	0.0	0.0		0.0
	MATUSSIÈRE Prosper	AndréSy	1989	0.0	0.0	0.0	0.0	0.0	0.0		0.0

## 14. FEMININ NIVEAU2 11-16 ans . SA\_DA (individuels)

### 14.1. Résultats par équipes

	Equipe	Club					Total
1	Brie comte robert	Scbgym	28.2	24.0	32.3	31.2	115.7

### 14.2. Résultats individuels

	Gymnaste	Equipe	Annee					Total
1	KAPKPO Marine	Brie comte robert	2001	10.4	9.5	11.0	10.5	41.4
2	IMTIAZ Fatima *	Draveil 1 (indiv) (indiv)	1999	9.3	11.3	9.9	9.6	40.1
3	POUY Maylis	Brie comte robert	2002	8.9	7.3	11.8	10.5	38.5
4	GIANFERMI Elisa *	Draveil 1 (indiv) (indiv)	2001	8.8	8.6	8.1	11.1	36.6
5	LERUS Léanna	Brie comte robert	2002	8.9	7.2	9.5	10.2	35.8
6	DE SAINT CHARTRIER Laura #	Brie comte robert	2000	0.0	0.0	0.0	0.0	0.0
	GOSSE Fanny #	Brie comte robert	2001	0.0	0.0	0.0	0.0	0.0