









Résultats de la compétition
Demi-finales nationales G2 UFOLEP
Moirans
30 avril et 1er mai

1. FEMININ NIVEAU4 11-15 ans . SA_DA (individuels)

1.1. Résultats par équipes

	Equipe	Club					Total
1	Marcy Charbonnières 1	69--AS Marcy-Charbonnières	26.7	32.9	33.1	33.4	126.1
2	Loriol	26--Groupe Omnisports Loriolais	26.1	32.2	33.9	33.1	125.3
3	Crolles	38--Gym et Rythme Crolles	27.1	32.1	32.7	32.7	124.6
4	Irigny	69--Amicale Laique Irigny	26.2	32.8	32.1	32.3	123.4
5	Marcy Charbonnières 2	69--AS Marcy-Charbonnières	25.7	32.4	32.3	31.4	121.8
6	Chateaurenard	13--Indépendante Chateaurenard	25.6	30.5	32.5	30.6	119.2
7	Trets	13--Gymnastique Sportive Tretsoise	25.3	30.4	32.3	30.7	118.7
8	St Genis les Ollières	69--Entente St Genoise	24.7	32.3	30.6	26.7	114.3
9	Arbresle	69--L'Arbresle	24.4	30.0	29.5	29.4	113.3

1.2. Résultats individuels

	Gymnaste	Equipe	Annee					Total
1	BLACHIER Celina	Loriol	2002	8.7	11.1	11.5	10.9	42.2
2	BOUCHILLOU Clara	Marcy Charbonnières 1	2001	9.1	11.0	10.6	11.4	42.1
3	CREPIEUX Juliette	Marcy Charbonnières 1	2002	8.8	11.3	11.2	10.7	42.0
4	BERGER Oceane	Loriol	2002	8.9	10.5	11.3	11.2	41.9
5	GUILLET Marie	Marcy Charbonnières 1	2002	8.8	10.6	11.1	11.3	41.8
	VALADOUX MIDOL Lilou	Irigny	2002	9.1	11.4	10.4	10.9	41.8
7	CALVIER Amelie	Crolles	2002	8.9	9.9	11.6	11.1	41.5
8	PASSAS Eva	Crolles	2001	9.1	11.1	10.3	10.9	41.4
9	RIGARD Marie	Marcy Charbonnières 2	2000	8.8	11.0	10.9	10.4	41.1
	LAMURE Toscane	Trets	2004	8.3	11.0	11.2	10.6	41.1
	CROELLA Capucine	Irigny	2000	8.7	10.5	11.3	10.6	41.1
12	LE BOURDAIS BAUDSON Marianne	Marcy Charbonnières 2	2001	8.9	11.2	10.5	10.3	40.9
13	MOREL Elise	Crolles	2002	9.0	10.4	10.7	10.6	40.7
14	BORNIET Roxanne	Crolles	2000	8.8	10.6	10.4	10.7	40.5
	USCLADE Maureen	St Genis les Ollières	2001	9.2	11.0	10.3	10.0	40.5
16	GUERREIRO Carla-ines	Loriol	2001	8.2	10.3	10.5	11.0	40.0
	MELLARD Carla	Chateaurenard	2002	8.5	10.4	10.8	10.3	40.0
18	GARCIA Emilie	Chateaurenard	2004	8.3	9.9	10.7	10.4	39.3
	MOUIREN Pauline	Chateaurenard	2001	8.8	10.2	10.6	9.7	39.3
20	CLAIR Laura	Loriol	2000	7.0	10.6	11.1	10.5	39.2
	VIALARD Maureen	Irigny	2002	8.4	9.6	10.4	10.8	39.2
22	GENEVEY Alicia	Crolles	2003	9.0	9.9	9.7	10.4	39.0
23	JOLY Lucile	Arbresle	2000	8.5	10.0	10.1	10.3	38.9
24	FERREIRA Clara	Marcy Charbonnières 1	2002	8.7	9.8	10.8	9.3	38.6
25	LOPEZCOEURDEVEY Lison	St Genis les Ollières	2003	8.6	10.7	10.4	8.8	38.5
26	MORSETTI Jeanne	Marcy Charbonnières 2	2001	7.2	10.1	10.9	10.1	38.3
27	CHAUMAT Lola	Marcy Charbonnières 2	2001	7.9	9.5	10.4	10.4	38.2
	GILBERT Océane	Trets	2002	8.5	9.4	10.3	10.0	38.2
29	ALVAREZ Sarah	Chateaurenard	2003	7.8	9.4	11.0	9.9	38.1
30	DUFOUR Laura	Loriol	2000	8.5	9.6	10.7	9.1	37.9
31	LEGER Emie	Trets	2003	7.9	8.9	10.8	10.1	37.7
32	TONIZZO Fanny	Trets	2003	8.5	10.0	9.4	9.6	37.5





33	BARIOT Claire	Arbresle	2002	7.8	9.9	9.9	9.3	36.9
	MARTINI Manon	Arbresle	2004	8.1	10.1	9.5	9.2	36.9
35	BUECHER Romane	Marcy Charbonnières 2	2001	8.0	10.2	8.0	10.6	36.8
36	MULATON Ornella	Arbresle	2001	7.7	9.5	8.7	9.7	35.6
37	ROBERT Eloise	Arbresle	2002	7.7	9.7	7.2	9.4	34.0
38	LANGAGNE Lea	Trets	2002	7.1	9.3	9.8	7.2	33.4
39	GOUX Satine	St Genis les Ollières	2002	6.9	8.0	7.4	7.9	30.2
40	VANBECELAERE Evie	Irigny	2002	7.8	10.9	10.2	0.0	28.9
41	RUFFEL Fiona	St Genis les Ollières	2002	0.0	10.6	9.9	0.0	20.5

2. FEMININ NIVEAU6 11 + . SA_DA (B) (individuels)

2.1. Résultats par équipes

	Equipe	Club					Total
1	Loriol	26--Groupe Omnisports Loriolais	33.5	37.6	35.9	36.9	143.9
2	Vénissieux	69--CMO Vénissieux	32.7	37.9	37.8	35.3	143.7
	Moirans	38--Club Gym Moirannais	32.2	37.7	37.1	36.7	143.7
4	Jonage	69--ESJ Gymnastique Artistique	32.5	37.4	37.1	35.6	142.6
5	Bourg St Maurice	73--BSM Gym Bourg St Maurice	31.9	37.7	36.1	36.2	141.9
6	Irigny	69--Amicale Laique Irigny	32.0	37.2	36.7	35.7	141.6
7	Seyssins	38--CGT Seyssins	32.9	36.8	33.6	35.1	138.4
8	Trets	13--Gymnastique Sportive Tretsoise	32.8	36.3	36.4	32.6	138.1
9	Aix les Bains	73--Les Enfants du Revard	30.3	36.5	36.6	33.6	137.0
10	Vaulx en Velin CG	69--Club Gymnique Vaulx en Velin	30.5	34.6	35.0	36.1	136.2
11	Boen AL	42--Amicale Laique de Boen	31.6	36.4	31.8	33.2	133.0
12	Givors	69--Independante Givors	29.0	36.1	35.7	31.6	132.4
13	Cusset	69--Cusset	32.7	31.2	32.6	32.9	129.4




2.2. Résultats individuels

	Gymnaste	Equipe	Annee					Total
1	BENAS Noélie	Moirans	1998	8.3	9.9	9.9	9.7	37.8
2	ROMERA Celine	Irigny	1995	8.5	10.0	9.4	9.6	37.5
3	CURE MARTIN Audace	Vaulx en Velin CG	1996	8.2	9.7	9.7	9.5	37.1
4	CHAUDIER Lorna	Loriol	2002	8.9	9.4	9.4	9.2	36.9
5	OLLIVIER Anna	Vénissieux	2001	8.2	9.5	9.7	9.3	36.7
6	ESPEISSE Audrey	Loriol	1979	8.6	9.8	9.1	9.1	36.6
7	BENATMANE Amel	Irigny	1996	8.3	9.5	9.4	8.8	36.0
8	FERRARI Juliette	Jonage	2002	8.9	8.8	9.5	8.7	35.9
	PENY Penelope	Seyssins	2001	8.9	9.4	8.8	8.8	35.9
10	DARTOIS Lucie	Aix les Bains	2002	7.9	9.4	9.2	9.1	35.6
11	MOULIN Julia	Loriol	1992	8.3	9.5	8.3	9.3	35.4
12	DUPONT Maelle	Vénissieux	2000	7.9	9.3	9.6	8.5	35.3
13	MEGHUENNI Celia	Jonage	2002	7.3	9.8	9.1	9.0	35.2
	CORBEAU Loan	Moirans	2002	7.0	9.7	9.4	9.1	35.2
	FAURE Lisa	Moirans	2003	8.5	8.8	9.4	8.5	35.2
16	BERARD Justine	Bourg St Maurice	2002	8.1	9.1	8.8	9.0	35.0
17	LEROY Amelie	Trets	2001	8.5	8.9	9.6	7.9	34.9
18	BLACHIER Laly	Loriol	2003	7.7	8.9	8.9	9.3	34.8
	TONI Miledji	Vénissieux	1998	8.1	9.6	8.8	8.3	34.8
	IMBERT Lola	Bourg St Maurice	2002	7.2	9.9	8.7	9.0	34.8
	VIGNERON Rayane	Bourg St Maurice	2001	7.5	9.6	9.4	8.3	34.8
22	PISTEUR Romane	Aix les Bains	1999	7.5	8.6	9.1	9.5	34.7
23	COUCHARD Justine	Jonage	1999	7.3	9.5	9.0	8.8	34.6




	ABOUDOU Nadia	Vénissieux	2002	8.4	9.0	8.7	8.5	34.6
	JURDYC Maud	Cusset	2000	8.6	9.1	9.0	7.9	34.6
	SAADID Wendy	Givors	2000	8.4	9.3	8.8	8.1	34.6
	WAQUET Mari lou	Aix les Bains	2002	7.6	9.7	9.1	8.2	34.6
28	MASSACRIER Sarah	Boen AL	2002	8.7	9.0	8.7	8.1	34.5
	ORIOU Lisa	Trets	2001	8.3	9.1	8.7	8.4	34.5
30	DJALIL Houria	Vénissieux	2001	6.8	9.5	9.2	8.9	34.4
	LAFRANCESCHINA Chloe	Seyssins	1999	8.0	9.0	8.3	9.1	34.4
	SERRANO Audrey	Vaulx en Velin CG	1998	7.5	8.8	8.8	9.3	34.4
	PAYOT Philippine	Bourg St Maurice	1996	8.3	8.1	8.9	9.1	34.4
	PALOMBA Lilou	Bourg St Maurice	2003	8.0	9.1	8.7	8.6	34.4
35	POIRIER Salomé	Trets	2003	8.0	9.2	9.2	7.9	34.3
36	ZEKPA Aimiti	Jonage	2002	8.7	9.3	7.1	9.1	34.2
37	GILLET Sarah	Moirans	2003	7.7	8.8	8.4	8.9	33.8
38	LLORENS Fanny	Cusset	1999	8.3	9.8	7.2	8.4	33.7
	CHESSA Emilie	Moirans	2003	7.2	9.3	8.2	9.0	33.7
	LORENTE Chloe	Givors	1995	6.8	9.5	9.1	8.3	33.7
41	HASSE Lynda	Vénissieux	2000	8.0	7.6	9.3	8.6	33.5
42	FAURE Lila	Irigny	2001	7.7	8.5	8.7	8.5	33.4
43	KARAUIC Dorine	Seyssins	1999	7.6	9.3	8.4	7.9	33.2
44	GUGGENBUHL Iris	Trets	2000	7.9	8.6	8.2	8.4	33.1
45	CRESCO Juliette	Trets	2000	7.2	9.0	8.9	7.8	32.9
46	ROLLAND MUQUET Perrine	Seyssins	2002	8.1	7.3	8.1	9.3	32.8
47	BEDEL Emma	Boen AL	2003	8.1	9.0	7.5	8.1	32.7
48	COLLONGE Lola	Jonage	2001	7.6	8.7	8.5	7.8	32.6
	PENY Alice	Seyssins	2003	7.9	8.7	8.1	7.9	32.6
50	DE BRITO Laura	Boen AL	2002	8.0	9.2	8.0	7.3	32.5
51	ANTONI Victoire	Irigny	2002	6.2	9.2	8.3	8.6	32.3
52	PALMIGIANI Marie	Irigny	2002	7.5	7.0	9.0	8.7	32.2
	SIOUANE Ischia	Givors	2002	6.8	8.2	9.1	8.1	32.2
54	HASSANE Ines	Aix les Bains	2002	7.3	8.8	9.2	6.8	32.1
55	RICHE Melissa	Vaulx en Velin CG	1999	7.4	6.4	9.0	9.0	31.8
56	JEAMPIERRE Lorene	Boen AL	2002	6.8	9.2	7.4	8.2	31.6
	ATHEAUX Candice	Seyssins	2003	7.4	9.1	8.0	7.1	31.6
58	BERNIER Marie	Bourg St Maurice	2000	6.5	6.4	9.0	9.1	31.0
59	KOLCZ Liliane	Givors	2001	6.0	9.1	8.7	7.1	30.9
60	MAITREJEAN Lise	Vaulx en Velin CG	2003	7.4	8.4	6.5	8.3	30.6
61	LAVAL Laurine	Boen AL	2002	6.8	7.2	7.6	8.8	30.4
62	BARTOLINI Alizee	Trets	2002	8.0	9.0	6.5	6.7	30.2
63	VADALA Alexane	Moirans	2003	7.7	8.7	5.8	7.6	29.8
64	BRUHAT Anna	Cusset	2002	7.9	6.4	7.6	7.1	29.0
	POCHET Lélia	Cusset	2000	7.9	5.9	7.2	8.0	29.0
	MIRALLES Lou	Cusset	2000	7.0	4.6	8.8	8.6	29.0
67	HAMJED Sarah	Vaulx en Velin CG	2001	6.1	7.7	6.9	7.9	28.6
68	FACON Cyrielle	Vaulx en Velin CG	2001	6.6	7.2	7.5	6.6	27.9
69	JOUVE Estelle	Loriol	1999	0.0	7.2	8.5	8.9	24.6
70	GOUJET Maiwenn	Boen AL	2003	0.0	9.0	7.3	6.8	23.1
71	AKAR Marianne	Givors	1994	7.0	0.0	8.5	6.8	22.3
72	ALONZO Ambre	Irigny	2001	0.0	6.0	8.9	6.5	21.4
73	GUYOTOT Shan	Jonage	2001	0.0	8.4	9.5	0.0	17.9

3. FEMININ NIVEAU5 11 + . SA_DA (individuels)

3.1. Résultats par équipes

	Equipe	Club					Total
1	La Ciotat	13--Gym' La Ciotat	36.1	38.9	40.4	40.9	156.3
2	Bourg St Maurice	73--BSM Gym Bourg St Maurice	35.4	38.9	40.2	38.2	152.7
3	Vénissieux	69--CMO Vénissieux	35.2	39.5	38.5	39.1	152.3
4	Limonest	69--A.S.C.J.L. Limonest	35.5	38.5	38.8	39.0	151.8
5	Bourg St Andeol	7--Union Sportive Bourguesanne	35.8	37.9	38.0	39.5	151.2
6	Anse	69--Jeunesse Ansoise	34.6	38.8	39.5	37.9	150.8
7	Boen AL	42--Amicale Laique de Boen	35.3	37.5	38.2	37.6	148.6
	La Mure	38--La Mure Gym Club	34.8	37.9	38.7	37.2	148.6
9	Chaponnay	69--Chaponnay Gym	35.2	36.7	37.1	35.1	144.1
10	Marcy Charbonnières	69--AS Marcy-Charbonnières	32.8	36.7	38.0	34.4	141.9
11	St Martin d Hères	38--ESSM Gymnastique	33.6	35.2	36.8	35.6	141.2
12	Gerland Mouche 1	69--A. L. Gerland Mouche	32.9	35.1	36.8	32.7	137.5





3.2. Résultats individuels

	Gymnaste	Equipe	Annee					Total
1	DANGAS Elise	Limonest	1995	9.2	10.1	10.3	10.1	39.7
2	DJELIDA Alessia	Vénissieux	2003	9.2	10.3	10.2	9.7	39.4
3	AQUADRO Ariane	La Ciotat	1999	9.0	9.6	10.4	10.1	39.1
4	LE ROUX Manon	Anse	2003	8.9	10.6	9.6	9.8	38.9
5	INTARTAGLIA Charlise	La Ciotat	2004	9.4	9.6	9.5	10.3	38.8
	TREMION Elisa	Bourg St Maurice	1994	9.3	9.8	10.6	9.1	38.8
7	GOLMARD Carla	La Ciotat	2003	8.9	9.8	10.3	9.4	38.4
	PHILIP Manon	La Mure	2002	9.0	9.5	10.2	9.7	38.4
	RAVEL Megane	Bourg St Andeol	1994	9.3	9.5	9.6	10.0	38.4
10	HERVIER Clemence	Anse	2002	9.4	10.0	9.4	9.3	38.1
	MABILLE Betty	La Ciotat	1999	8.8	9.8	9.3	10.2	38.1
	PARFAIT Mélanie	Vénissieux	1998	8.6	10.3	9.8	9.4	38.1
13	TRICAUD Maryline	Boen AL	1995	8.7	9.7	9.4	10.0	37.8
	HAUDUCOEUR Gabrielle	Chaponnay	1994	8.6	10.1	9.2	9.9	37.8
15	AVIGNON Maelle	La Mure	2002	8.3	10.0	10.0	9.4	37.7
16	ABDALI Aya	St Martin d Hères	2001	8.8	9.7	9.2	9.9	37.6
	REIX Eleonore	Limonest	2000	8.7	9.3	9.7	9.9	37.6
	BERNIER Julie	Bourg St Maurice	1997	8.1	9.6	10.2	9.7	37.6
19	PFAUWADEL Laura	La Ciotat	1999	7.4	9.7	10.0	10.3	37.4
20	COUDOUR émilie	Boen AL	1999	9.1	9.8	9.7	8.7	37.3
	CASTALDO Laura	Vénissieux	1998	8.4	9.4	9.5	10.0	37.3
	CAFFO Mattie	Bourg St Maurice	2000	9.0	9.1	9.7	9.5	37.3
23	KEDAD Sirine	Vénissieux	2003	8.7	9.5	9.0	10.0	37.2
	DUC Cyrielle	Limonest	1995	8.6	9.2	9.9	9.5	37.2
25	HEURTIER Celia	Anse	1999	8.1	9.7	9.8	9.2	36.8
	MARZE Lou	Gerland Mouche 1	2002	8.3	9.7	9.5	9.3	36.8
	NORADIAN Sophie	Bourg St Andeol	1997	8.7	9.4	9.0	9.7	36.8




28	GIRAUD Alicia	Marcy Charbonnières	1998	8.1	10.1	9.6	8.5	36.3
	MELZANI Aurore	La Mure	1999	8.9	9.6	8.9	8.9	36.3
30	CROZ Faustine	Bourg St Maurice	1998	8.7	9.8	7.7	9.9	36.1
31	SAUZE Adeline	Anse	1994	7.9	8.5	9.9	9.6	35.9
	ISRAEL-SION Enza	Limonest	1997	7.6	9.9	8.9	9.5	35.9
	SORREL Carla	Bourg St Maurice	2002	8.4	9.7	9.2	8.6	35.9
34	ORJOLLET Anaëlle	La Mure	2003	8.1	8.8	9.6	9.2	35.7
35	DHANDA Erin	Bourg St Maurice	2000	8.2	9.2	9.7	8.5	35.6
36	GARCIA PAULINE	St Martin d Hères	2001	8.7	9.0	9.0	8.7	35.4
37	CLERC Léa	Marcy Charbonnières	2002	8.5	8.1	10.1	8.6	35.3
	RIPOLL Alison	Boen AL	1999	8.5	9.2	9.4	8.2	35.3
39	NOLET Flora	Chaponnay	2003	9.0	9.8	9.4	6.7	34.9
40	BOUZETTOUTA Louisa	Gerland Mouche 1	2003	8.2	8.7	9.1	8.6	34.6
	MATTERA Eva	Chaponnay	2003	9.3	8.7	9.0	7.6	34.6
42	CHALAND Maelle	Boen AL	1999	7.5	8.8	8.9	9.3	34.5
43	ECHAIB Lylia	Anse	2001	8.2	8.0	10.2	8.0	34.4
44	PLUMET Orane	Boen AL	2000	9.0	5.9	9.7	9.6	34.2
45	NIETO Erine	Chaponnay	2002	7.8	8.1	9.5	8.7	34.1
46	BUGUET Camille	Marcy Charbonnières	1989	8.2	7.9	8.7	9.2	34.0
47	RETHORE Eve	La Ciotat	2000	8.4	8.7	9.7	7.0	33.8
48	ARCANGELONI Lilou	St Martin d Hères	2002	8.3	7.3	9.4	8.6	33.6
49	RODRIGUEZ Victoria	Gerland Mouche 1	2000	8.3	8.7	9.3	7.2	33.5
	DESCHAMPS Anouk	Boen AL	1999	8.5	8.0	8.7	8.3	33.5
51	PERENON Rhomane	Marcy Charbonnières	1998	8.0	9.4	8.7	7.2	33.3
52	IRIE Solèfé	Vénissieux	2002	8.7	8.5	8.3	7.7	33.2
	CAYRE Bertelle	Limonest	2004	9.0	8.3	8.6	7.3	33.2
54	GIBERNON Emma	St Martin d Hères	2001	7.6	8.4	9.2	7.8	33.0
55	MATHY Lucie	Marcy Charbonnières	2001	8.0	9.1	9.1	6.7	32.9
56	AROLA MANON	St Martin d Hères	1997	7.8	8.1	8.4	8.4	32.7
57	SARGIAN Anne lise	Gerland Mouche 1	1994	7.3	8.0	8.9	6.9	31.1
58	GREBERT Candice	Marcy Charbonnières	2001	8.0	5.3	9.2	8.1	30.6
59	DUC Laura	Limonest	1999	7.8	6.9	6.5	9.3	30.5
60	DELECROIX Romane	Chaponnay	2002	8.3	3.5	8.8	8.9	29.5
	IGNACIO Violaine	Bourg St Andeol	1993	0.0	9.9	9.7	9.9	29.5
62	GUYONNET Caroline	Gerland Mouche 1	2002	8.1	5.8	7.7	7.6	29.2
63	DOUCE Isabel	Bourg St Andeol	2001	9.0	9.1	0.0	9.9	28.0
	GUERIN Karine	Bourg St Andeol	2002	8.8	0.0	9.7	9.5	28.0
65	VEYER Laurie	La Mure	2002	8.6	5.4	8.5	4.8	27.3
66	CELLIER Lucie	Bourg St Andeol	2004	8.5	0.0	6.9	8.0	23.4
67	LEBRETON Jessica	Vénissieux	1998	8.1	0.0	0.0	0.0	8.1

4. FEMININ NIVEAU2 11-16 ans . SA_DA (individuels)

4.1. Résultats par équipes





	Equipe	Club					Total
1	Anse	69--Jeunesse Ansoise	27.7	28.2	33.4	31.8	121.1
	Aix	13--AUC Gymnastique	28.5	27.9	33.7	31.0	121.1

4.2. Résultats individuels

	Gymnaste	Equipe	Annee					Total
1	SEGUIN Marine *	Lambesc 1 (indiv)	1999	9.7	11.0	10.9	10.7	42.3
2	NACEUR Deborah	Aix	2001	10.2	9.0	11.2	10.5	40.9
3	ZEIMEN Coralie	Anse	2000	9.5	9.3	10.7	11.3	40.8
4	REBUT Camille	Anse	2000	9.1	10.5	11.2	9.8	40.6
5	BUDANIC Marie	Aix	2001	8.9	9.6	11.4	10.2	40.1
6	TONETTI Loana	Aix	1999	9.1	9.3	11.1	10.3	39.8
7	MORTREUX Suzanne	Anse	2000	9.1	7.5	11.5	10.7	38.8
8	DRAPIER Lily	Aix	2003	9.2	7.8	10.9	9.9	37.8
9	JAMET Elise	Anse	2000	8.6	8.4	10.1	6.0	33.1
10	CHIERICI Clara	Anse	2000	0.0	7.5	9.1	0.0	16.6

5. FEMININ NIVEAU8 11 + . SA_DA (individuels)

5.1. Résultats par équipes

	Equipe	Club					Total
1	Bourg St Maurice	73--BSM Gym Bourg St Maurice	33.3	34.9	34.7	35.6	138.5
2	St Martin d Hères	38--ESSM Gymnastique	30.9	35.9	34.3	37.0	138.1
3	Autun	71--La Vaillante	33.3	34.7	33.2	36.7	137.9
4	Marcy Charbonnières 2	69--AS Marcy-Charbonnières	33.5	33.3	34.1	36.6	137.5
	St Just St Rambert	42--FJEP St-Just St-Rambert	33.4	33.1	34.5	36.5	137.5
6	Romans	26--Avenir de Romans	33.2	33.1	36.1	34.2	136.6
7	Echirolles AL	38--Echirolles Amicale Laïque Gym	32.0	33.0	34.7	35.4	135.1
8	AGCL Marseille	13--Association Gymnique des Chêtes Lavie	29.7	34.7	34.0	35.3	133.7
9	Aubagne Gym	13--Aubagne Gym	31.9	30.3	33.7	36.1	132.0
10	Moirans 1	38--Club Gym Moirannais	29.7	32.7	35.1	34.4	131.9
11	Marcy Charbonnières 1	69--AS Marcy-charbonnières	30.8	32.3	33.8	34.7	131.6
12	Sablons	38--Sablons	30.1	31.4	34.7	34.7	130.9
13	Martigues	13--Sports Loisirs Culture Martigues	29.0	31.0	35.3	35.5	130.8
14	Trets	13--Gymnastique Sportive Tretsoise	30.3	33.3	31.5	32.8	127.9
15	St Vulbas	1--Gym Saint-Vulbas	31.4	31.9	32.6	31.0	126.9

5.2. Résultats individuels





	Gymnaste	Equipe	Annee					Total
1	ARDITO JOHANNA	St Martin d Hères	2001	7.7	9.3	8.7	9.5	35.2
2	CROIZIER Nima	Bourg St Maurice	2004	8.6	8.8	8.7	8.8	34.9
3	DELPORTE Cyriane	St Just St Rambert	2003	8.3	8.4	8.6	9.4	34.7
4	GIRARDOT Charlotte	Marcy Charbonnières 2	2001	8.3	8.6	8.6	9.1	34.6
	LICATA Louna	St Martin d Hères	2001	7.9	8.8	8.7	9.2	34.6
	ROSSAT EMMA	St Martin d Hères	2000	7.7	9.2	8.5	9.2	34.6
	ROBELET OCEANE	Autun	2003	8.5	8.8	8.2	9.1	34.6
8	DUCROZ Laly	Bourg St Maurice	2004	8.4	8.8	8.8	8.5	34.5
9	DECHANDON Pauline	St Just St Rambert	2004	8.5	8.1	8.8	9.0	34.4
	COLLADO Elsa	Bourg St Maurice	2004	8.3	8.1	8.8	9.2	34.4
11	FROLIN Ophélie	Echirolles AL	2000	8.5	8.1	8.7	9.0	34.3
	BAILLET Julie	Moirans 1	2002	7.5	9.0	8.9	8.9	34.3
	BERDER Maylis	Romans	2004	8.5	8.7	9.0	8.1	34.3
14	VIAL Candice	St Just St Rambert	2003	8.7	8.0	8.5	9.0	34.2
	WOLFRAM JADE	Romans	2001	8.4	8.0	8.9	8.9	34.2
	GRIVOLAT Lauriane	Romans	2000	8.1	8.7	8.9	8.5	34.2
17	MORIN Clara	Marcy Charbonnières 2	2001	8.0	8.2	8.6	9.3	34.1
	LARUE Lena	Autun	2003	8.5	8.0	8.3	9.3	34.1
	SEIGNER Emma	Autun	2003	8.2	8.7	8.0	9.2	34.1
20	TOURON CLARA	Romans	2001	8.2	7.7	9.3	8.7	33.9
21	FLATOT Sarah	Marcy Charbonnières 2	2002	8.3	8.1	8.3	9.1	33.8

	ARLES Lucie	Echirrolles AL	2000	7.4	8.8	8.9	8.7	33.8
	ASSIE PENELOPE	Autun	2001	8.1	8.6	8.0	9.1	33.8
24	QUERCIA ROXANNE	St Martin d Hères	2002	7.6	8.6	8.4	9.1	33.7
25	LARGUIER Charlène	Aubagne Gym	2002	8.2	7.8	8.3	9.3	33.6
26	LAFOY Prune	Marcy Charbonnières 1	2003	8.5	8.2	8.2	8.6	33.5
	BELTRAN-PUJOL Ilona	AGCL Marseille	2000	7.5	8.7	8.4	8.9	33.5
	LAMOLA Chiara	AGCL Marseille	2002	6.7	8.9	8.9	9.0	33.5
29	JOUDI Elona	Marcy Charbonnières 2	2003	8.7	8.4	8.6	7.7	33.4
	CHEMELLO Mélissa	Moirans 1	2003	7.4	8.5	9.1	8.4	33.4
	PAQUIER Sarah	Autun	1997	7.9	8.5	8.1	8.9	33.4
	GUYOT Romane	Sablons	2004	8.5	8.4	8.3	8.2	33.4
33	ROUCHON Alixe	Marcy Charbonnières 1	1999	7.7	8.4	8.6	8.5	33.2
	HOUERROU MAILYS	St Martin d Hères	2000	7.5	8.3	8.4	9.0	33.2
	JARY Alice	St Martin d Hères	2002	7.2	8.6	8.4	9.0	33.2
36	GENNARO Shanna	Echirrolles AL	2002	8.7	8.6	8.6	7.2	33.1
	CASHER Amelia	Bourg St Maurice	2004	7.3	8.6	8.2	9.0	33.1
	HOSPICE Kelly	Sablons	2003	7.4	8.1	8.7	8.9	33.1
39	AGRIFOGLIO Clara	Aubagne Gym	2002	7.8	7.7	8.5	9.0	33.0
	SANCHEZ Laury	Aubagne Gym	2002	7.9	7.6	8.5	9.0	33.0
	EMERY Nina	Bourg St Maurice	2004	8.0	8.7	7.7	8.6	33.0
42	RAGANYI Noelia	Martigues	2002	7.5	7.7	8.8	8.9	32.9
43	STIK Suzanne	Marcy Charbonnières 2	2001	8.2	7.8	8.2	8.6	32.8
	DEGOUY Margaux	Trets	2004	7.3	9.0	8.2	8.3	32.8
	DECORPS Kiara	Martigues	1999	6.7	7.5	9.5	9.1	32.8
46	GARNERET Malou	Moirans 1	2001	7.5	8.0	8.4	8.8	32.7
47	SALINAS Apolline	St Just St Rambert	2003	7.9	8.4	7.2	9.1	32.6
	MALLET Fantine	AGCL Marseille	2004	7.4	8.6	8.0	8.6	32.6
49	FRAISSE Candice	St Just St Rambert	2004	7.3	8.2	8.6	8.4	32.5
	MOUBARAK Shaima	Autun	2004	6.4	8.6	8.6	8.9	32.5
51	BUGNOLI Romy	Aubagne Gym	2002	8.0	7.2	8.4	8.8	32.4
52	COTTIN Tea	Marcy Charbonnières 1	2001	7.2	7.8	8.4	8.7	32.1
53	DELPHIN Charline	Marcy Charbonnières 2	2002	7.2	7.7	8.0	9.1	32.0
	GEORDY Valentine	Marcy Charbonnières 1	2001	7.4	7.3	8.6	8.7	32.0
	MOURET Marine	Martigues	2004	6.7	7.7	8.9	8.7	32.0
56	PERNOT Noémie	Trets	2001	7.6	7.9	8.1	8.3	31.9
	AVOGADRO Oceane	St Vulbas	2001	8.6	8.0	7.6	7.7	31.9
	TOUSSAINT Louane	AGCL Marseille	2004	7.4	8.5	8.7	7.3	31.9
	UBIALI Alexia	Echirrolles AL	2000	7.4	7.5	8.5	8.5	31.9
	BOCH Solene	Bourg St Maurice	2003	7.4	7.5	8.4	8.6	31.9
61	CLAPPAZ Lola	Sablons	2004	7.0	7.0	9.1	8.7	31.8
62	FAURIE Justine	St Vulbas	2003	7.4	7.8	8.7	7.5	31.4
	DURAND Emma	Moirans 1	2001	7.3	7.1	8.7	8.3	31.4
64	FOURNIER Auriane	Trets	2003	7.5	8.2	7.5	7.9	31.1
	MORIN Lily	St Vulbas	2004	7.8	8.2	7.4	7.7	31.1
	DE FRANCO Maelys	Martigues	2002	7.5	8.1	7.7	7.8	31.1
	RIGAUX Maeva	Martigues	2002	7.3	6.9	8.1	8.8	31.1
	JULLIEN DE POMMEROL Cléophée	AGCL Marseille	2002	7.4	8.0	6.9	8.8	31.1
69	FERVEL Zoé	Trets	2002	7.5	7.6	7.7	8.2	31.0
	BONNET Clara	Sablons	2003	7.2	7.7	8.0	8.1	31.0
71	CHENEVIER Amandine	Romans	2001	7.8	7.1	8.9	7.1	30.9
72	DEBRAY Margot	St Vulbas	2004	7.5	6.9	8.4	7.8	30.6
73	LITTERI Emma	Trets	2004	7.7	8.2	7.4	7.2	30.5
74	BLANC Julie	Trets	2002	7.0	7.9	7.4	8.0	30.3
75	ORSET Marine	St Vulbas	2002	6.6	7.9	7.9	7.8	30.2
76	ARCHIER Alicia	Sablons	2002	6.5	5.9	8.6	8.9	29.9
77	PELLAT Flavie	Moirans 1	2003	6.8	7.2	7.9	7.8	29.7



78	ANSELME Pauline	St Vulbas	2004	7.5	7.4	7.4	7.2	29.5
	BRIGNONE Anais	Martigues	2003	6.5	7.3	8.1	7.6	29.5
80	LASNE Emma	Sablons	2002	6.9	7.2	7.1	8.2	29.4
81	TREZ Marie	Marcy Charbonnières 1	2000	6.2	6.4	8.2	5.7	26.5
82	GEORDY Victoire	Marcy Charbonnières 1	2003	0.0	7.9	7.7	8.7	24.3
83	THOMAS Chloé	Romans	2004	0.0	7.5	8.7	7.6	23.8
84	CHAUCHE Célia	Echirolles AL	2000	0.0	0.0	8.3	9.2	17.5

6. FEMININ NIVEAU5 11 + . SA_DA (B) (individuels)

6.1. Résultats par équipes

	Equipe	Club					Total
1	St Priest	69--Gymnique Association Saint Priest	34.2	40.9	38.9	41.0	155.0
2	Gerland Mouche 2	69--A. L. Gerland Mouche	33.5	38.8	39.8	39.7	151.8
3	Le Chambon Feugerolles	42--La Liberte le Chambon Feugerolle	34.7	38.1	39.2	39.0	151.0
4	Jonage	69--ESJ Gymnastique Artistique	33.6	37.9	38.5	39.8	149.8
5	Domène	38--Etoile Sportive Doménoise	33.1	38.0	38.4	39.9	149.4
6	Trets	13--Gymnastique Sportive Tretsoise	33.0	38.3	37.4	39.1	147.8
7	Rhodia Club	38--Rhodia-Club Gymnastique	33.0	38.3	38.0	38.4	147.7
8	Lambesc	13--ALSL Lambesc	33.3	37.4	38.1	37.3	146.1
9	Irigny	69--Amicale Laique Irigny	32.1	38.6	37.1	37.9	145.7
10	Riorges	42--Olympique Riorges Gymnastique	33.1	38.8	36.2	36.7	144.8
11	Voreppe	38--Vaillante de Voreppe	32.5	33.2	35.9	38.9	140.5
12	Albens	73--Union Gymnique Albens	30.7	35.8	36.4	34.4	137.3





6.2. Résultats individuels

	Gymnaste	Equipe	Annee					Total
1	CHERON Cassandra	St Priest	1990	9.3	10.4	9.4	10.5	39.6
2	DURAFFOURG Elisa	Gerland Mouche 2	2000	9.1	9.8	10.1	9.8	38.8
3	DIDIER Andrea	Lambesc	2001	8.8	9.8	9.9	10.2	38.7
	MEULENYZER Caroline	Jonage	1984	8.4	9.9	10.0	10.4	38.7
5	LAPERROUSE Eva	Rhodia Club	1996	9.2	10.1	8.9	10.4	38.6
6	BADINAND Melanie	Le Chambon Feugerolles	1995	9.1	10.0	9.8	9.5	38.4
7	SALLET Marie	St Priest	1998	8.4	10.1	10.0	9.8	38.3
8	MICHALON Elodie	Domène	1995	8.7	9.8	9.5	10.2	38.2
9	DAVID Julie	Domène	2000	8.5	9.5	10.0	10.0	38.0
10	BETTINGER Jeanne	St Priest	2002	8.2	9.5	9.8	10.4	37.9
11	ELAH Mylene	St Priest	2004	8.0	10.0	9.7	10.1	37.8
	PAVOUX Alyson	Gerland Mouche 2	1996	7.8	10.0	9.9	10.1	37.8
	DEJOYE Pauline	Voreppe	1999	8.4	10.1	9.5	9.8	37.8
14	CIBBA Melanie	St Priest	1993	8.3	10.4	9.0	10.0	37.7
15	LABALME Sandra	Gerland Mouche 2	1985	8.0	10.0	9.9	9.7	37.6
	ROUX Clementine	Jonage	1997	7.9	9.6	9.8	10.3	37.6
17	BADINAND Angélique	Le Chambon Feugerolles	1995	8.7	9.4	9.5	9.9	37.5
18	JAUMONET Mathilde	Jonage	1997	8.4	9.9	9.8	9.3	37.4
19	PRANGER Pamela	Trets	1997	7.8	10.2	9.4	9.9	37.3
	ESCOFIER Lauren	Le Chambon Feugerolles	2000	8.0	9.5	9.9	9.9	37.3





21	BERGER Mélanie	Le Chambon Feugerolles	2000	8.9	9.2	10.0	9.1	37.2
22	GIRERD CHANEL Laurianne	Irigny	1992	7.9	9.9	9.4	9.9	37.1
23	BEKAKCHA Lolita	Gerland Mouche 2	1999	8.2	8.8	9.9	10.0	36.9
	MESSIN Elisa	Trets	1998	8.4	9.7	9.3	9.5	36.9
	KOLKAN Ilyana	Irigny	2001	7.9	10.1	9.3	9.6	36.9
26	BLANCHET Celia	Riorges	2000	8.9	9.8	8.5	9.4	36.6
	CHATRIE Alicia	Rhodia Club	2000	8.5	9.2	9.5	9.4	36.6
28	DARRIEUMERLOU Julie	Rhodia Club	2000	7.7	9.4	9.4	9.7	36.2
29	LA MENDOLA Mélinda	Domène	2000	7.7	9.2	9.3	9.9	36.1
30	JOUSSIER Marine	Trets	1996	8.2	8.6	9.3	9.8	35.9
	VANHOVE Jeanne	Lambesc	2002	8.5	9.5	9.2	8.7	35.9
32	PEYROT Tiphanye	Gerland Mouche 2	1997	8.2	8.7	9.1	9.8	35.8
	MEUNIER Camille	Trets	2003	8.3	9.8	9.3	8.4	35.8
	VITTET Aurore	Albens	1994	7.6	9.3	9.6	9.3	35.8
35	DUMONT Emma	Jonage	2002	8.5	8.5	8.9	9.8	35.7
36	ROBIN Maya	Gerland Mouche 2	1998	7.7	9.0	9.2	9.7	35.6
37	BOURELIER Clara	Riorges	1995	7.4	9.5	9.4	9.1	35.4
38	LEHERISSEY Maylis	Irigny	2001	8.0	9.3	9.1	8.8	35.2
39	CAPPY Lydiane	Lambesc	2000	7.8	8.2	9.5	9.5	35.0
	ROLANDO Laura	Lambesc	2000	7.7	8.9	9.5	8.9	35.0
41	JULIENNE Mathilde	Irigny	2001	8.0	8.1	9.3	9.2	34.6
	MERIGOT Marie	Riorges	1993	8.5	8.6	8.9	8.6	34.6
43	RABILLOUD Carla	Irigny	2001	8.2	8.6	8.5	9.2	34.5
44	PACINI Constance	Lambesc	2001	8.2	9.2	8.6	8.4	34.4
	CAILLOL Zélie	Irigny	2001	7.8	9.3	8.8	8.5	34.4
	KUZMA Melodie	Le Chambon Feugerolles	1995	8.0	9.1	7.6	9.7	34.4
47	BAQUE Charlotte	Voreppe	2001	8.0	6.9	9.5	9.9	34.3
48	RUFFIEUX Lydvine	Domène	2000	8.2	6.4	9.6	9.8	34.0
	BOURLIER Valentine	Riorges	2000	7.8	9.8	8.5	7.9	34.0
50	BARBIER Agathe	Albens	2002	7.3	8.5	9.5	8.6	33.9
51	DEJOYE Gabrielle	Voreppe	2004	8.0	9.2	7.1	9.5	33.8
52	DOUET Penelope	Voreppe	2001	8.0	6.7	9.1	9.7	33.5
53	FEUGERE Charlotte	Riorges	2001	7.9	9.7	8.4	7.4	33.4
	TRONCY Oceane	Riorges	1999	7.7	6.7	9.4	9.6	33.4
55	LAVALEIX Lola	Trets	1997	7.8	5.7	9.4	9.9	32.8
56	ROMAN Megane	Trets	1996	8.1	6.0	9.2	9.4	32.7
57	GUIGUE Méryl	Albens	1999	7.7	9.4	6.8	8.7	32.6
58	CROUVEZIER Pauline	Rhodia Club	1998	7.1	6.8	9.4	8.9	32.2
59	ARCHAMBAULT Laurine	Albens	1998	8.1	6.7	8.7	7.8	31.3
60	FUGIER Marlene	Voreppe	2004	8.1	6.4	7.6	8.7	30.8
61	COTE Coline	Jonage	1991	8.3	5.6	7.9	8.6	30.4
62	VALLIN Emilie	Voreppe	1999	7.0	7.0	7.8	8.3	30.1
63	VERMOREL Camille	St Priest	1999	8.0	9.7	9.4	0.0	27.1
64	PITOT Jade	Rhodia Club	1998	7.6	9.6	9.7	0.0	26.9
65	QUANG-GUERAUD Maeva	Domène	2000	0.0	9.5	6.1	9.5	25.1
66	AUDUC Sophie	Jonage	1981	8.0	0.0	6.0	8.2	22.2
67	BOUKHAMLA Célia	Albens	1999	0.0	2.8	8.6	7.3	18.7
68	MEUNIER Tiffany	Le Chambon Feugerolles	1997	0.0	0.0	8.8	5.7	14.5
69	MANNAZ Emeline	Albens	1997	0.0	8.6	0.0	0.0	8.6

7. FEMININ NIVEAU6 11-15 ans . SA_DA (B) (individuels)

7.1. Résultats par équipes

	Equipe	Club					Total
1	Meylan 2	38--ASPA Meylan	34.7	38.1	39.3	39.0	151.1
2	Belleville sur Saone 3	69--Gym Club Belleville Beaujolais	34.4	39.2	37.5	37.8	148.9
3	Loriol	26--Groupe Omnisports Loriolais	33.6	38.6	37.8	38.8	148.8
4	St Genis les Ollières	69--Entente St Genoise	33.0	38.6	38.0	37.1	146.7
5	Echirolles AL	38--Echirolles Amicale Laique Gym	33.1	38.1	36.9	38.0	146.1
6	St Priest 2	69--Gymnique Association Saint Priest	34.1	37.8	37.6	36.4	145.9
7	Martigues	13--Sports Loisirs Culture Martigues	32.9	37.6	38.2	36.4	145.1
8	Limonest	69--A.S.C.J.L. Limonest	31.4	38.1	36.1	37.9	143.5
9	Rhodia Club	38--Rhodia-Club Gymnastique	32.7	38.1	36.4	35.9	143.1
10	St Rambert d Albon 2	26--ASCR Gym	31.8	37.0	37.9	36.3	143.0
11	Lyon	69--PL Vilette Paul Bert	32.0	36.9	36.5	36.7	142.1

7.2. Résultats individuels

	Gymnaste	Equipe	Annee					Total
1	PION Lou	Loriol	2004	8.7	10.0	9.8	10.1	38.6
2	CHABROL Alix	Meylan 2	2004	9.0	9.6	9.8	9.9	38.3
3	REYMOND Louise	Meylan 2	2004	8.5	9.9	10.1	9.5	38.0
4	WAGEMANS Albane	Meylan 2	2003	8.9	9.3	9.6	10.0	37.8
5	GAERTNER Noemie	St Rambert d Albon 2	2002	8.8	9.6	9.8	9.4	37.6
6	CATHERINE Hanna	Limonest	2001	7.9	9.7	9.6	10.1	37.3
7	GUETH Lucie	Belleville sur Saone 3	2002	8.3	9.8	9.2	9.8	37.1
	LASSALLE Elsa	Belleville sur Saone 3	2001	8.2	9.9	9.6	9.4	37.1
	PAGEREY Hannah	St Genis les Ollières	2002	8.1	10.0	9.8	9.2	37.1
10	BOROWIEC Maëva	Echirolles AL	2001	8.9	9.6	8.9	9.6	37.0
11	DARGOT Emma	Belleville sur Saone 3	2002	9.2	9.6	9.1	9.0	36.9
	AMILLIAC Cecilia	St Genis les Ollières	2002	8.3	9.6	9.7	9.3	36.9
	SULPICE Noemie	Lyon	2004	8.5	9.5	9.4	9.5	36.9
14	LONGERE Chloe	St Priest 2	2003	7.8	9.6	10.2	9.2	36.8
	ROSIER Déborah	Loriol	2004	8.5	9.7	9.0	9.6	36.8
16	MEGNIGBETO Eryne	St Priest 2	2001	9.0	9.4	8.9	9.4	36.7
17	PRADON Marilou	Loriol	2003	8.5	9.5	9.1	9.5	36.6
	UNY Maylis	Loriol	2002	7.7	9.4	9.9	9.6	36.6
	BOYER Aurore	Meylan 2	2003	8.1	9.3	9.6	9.6	36.6
	ARATA Louane	Martigues	2004	8.4	9.1	9.8	9.3	36.6
21	CRIADO Alicia	Martigues	2004	8.2	9.8	9.4	9.1	36.5
	GARCIA Lou anne	Echirolles AL	2002	8.0	9.8	9.3	9.4	36.5
	DALLA COSTA Luna	Belleville sur Saone 3	2002	8.5	9.2	9.6	9.2	36.5





24	GRANGE émilie	St Genis les Ollières	2003	8.7	9.6	9.1	8.9	36.3
	COUTANT Clemence	Lyon	2002	8.1	9.3	9.6	9.3	36.3
26	MATURIN Leane	St Priest 2	2003	8.6	9.2	9.4	9.0	36.2
	GAVILLOT Sarah	St Rambert d Albon 2	2002	8.0	8.9	9.9	9.4	36.2
	CZINKOCZKY Dora	Meylan 2	2003	8.2	8.9	9.8	9.3	36.2
	BICAIS Lisa	Echiroilles AL	2001	8.3	8.8	9.6	9.5	36.2
	BORDET Lou	Limonest	2002	7.6	9.3	9.8	9.5	36.2
31	HERBAUT Elisa	Rhodia Club	2004	8.2	9.5	9.5	8.8	36.0
	GUILLEMIN Mathilde	Echiroilles AL	2002	7.9	9.5	9.1	9.5	36.0
	CARLES Mae	St Genis les Ollières	2003	7.9	9.2	9.4	9.5	36.0
34	CHAPELET Capucine	Meylan 2	2004	8.3	8.9	9.1	9.5	35.8
	BAROUX Manon	Rhodia Club	2004	8.1	9.8	8.6	9.3	35.8
36	BERLIOZ-ARTHAUD Mathilde	Belleville sur Saone 3	2001	8.4	9.9	8.0	9.4	35.7
37	VITTOZ Léa	Rhodia Club	2002	7.9	9.2	9.5	8.9	35.5
38	LARRA Lorelei	Rhodia Club	2002	8.4	9.3	8.8	8.9	35.4
39	CASCIO Margo	Martigues	2002	8.1	9.6	9.0	8.6	35.3
	GOMICHOON Zoe	Limonest	2002	7.8	9.3	8.9	9.3	35.3
41	BOMBARD Célestine	St Priest 2	2003	8.7	9.4	8.3	8.8	35.2
42	MUSSARD Dounia	Martigues	2004	8.2	9.1	9.0	8.8	35.1
43	BONNETON Melissa	St Rambert d Albon 2	2000	7.1	9.5	9.4	8.6	34.6
	MACE Emma	St Rambert d Albon 2	2001	7.9	9.0	8.8	8.9	34.6
	RODRIGUEZ Julia	Limonest	2004	8.0	9.8	7.8	9.0	34.6
46	PASCAL Camille	St Priest 2	2001	7.8	9.4	9.1	8.1	34.4
	COULOT Noëlie	Martigues	2004	8.1	7.7	9.5	9.1	34.4
	GILLOT Emma	St Genis les Ollières	2003	7.9	9.4	9.0	8.1	34.4
49	ALLEGRE Axel	Martigues	2003	8.0	7.9	9.5	8.9	34.3
	LEMONNIER Blanche	Lyon	2004	7.6	9.3	8.6	8.8	34.3
51	GARNIER Carla	Loriol	2004	7.9	9.1	8.7	8.1	33.8
52	FLECHEUX Emilie	St Priest 2	2001	7.1	9.2	8.9	8.0	33.2
53	BARDIN Lena	Lyon	2004	7.4	8.8	7.8	9.1	33.1
54	ROMAN Floriane	Echiroilles AL	2002	6.6	9.2	8.6	8.5	32.9
55	BELHOCINE Shamsha	Rhodia Club	2002	8.0	7.8	8.2	8.8	32.8
56	NAKACHE Mathilde	Limonest	2003	7.7	8.5	7.4	9.0	32.6
	MALOSSE Julie	Lyon	2002	7.8	7.5	8.9	8.4	32.6
58	BOUCHET Manon	Belleville sur Saone 3	2001	6.4	9.6	8.8	7.5	32.3
59	AVELINE Alicia	St Genis les Ollières	2002	7.5	9.1	6.4	9.1	32.1
60	VOSSIER Marie	St Rambert d Albon 2	2002	7.0	8.4	6.5	8.4	30.3
61	BRIGAUD Chloé	Limonest	2001	7.4	7.3	5.6	8.5	28.8
62	ZAÏDI Melaaz	Rhodia Club	2003	0.0	9.5	8.0	8.1	25.6
63	OGER Maelle	Lyon	2000	7.2	0.0	8.4	8.8	24.4
64	DELAUNIERE Laura	Loriol	2002	0.0	6.6	9.0	6.9	22.5
65	MARMEY Eloise	St Rambert d Albon 2	2002	0.0	0.0	0.0	4.7	4.7

8. FEMININ NIVEAU4 14-18 ans . SA_DA (individuels)

8.1. Résultats par équipes

	Equipe	Club					Total
1	Belleville sur Saone	69--Gym Club Belleville Beaujolais	27.7	33.2	33.6	33.7	128.2
2	Anse	69--Jeunesse Ansoise	27.7	32.6	33.3	33.1	126.7
3	Albens	73--Union Gymnique Albens	27.3	31.8	33.2	32.4	124.7
4	Jonage	69--ESJ Gymnastique Artistique	27.9	29.6	30.5	32.8	120.8
5	Irigny	69--Amicale Laique Irigny	27.1	30.4	32.2	30.6	120.3
6	Brindas	69--AS Brindas	26.5	29.9	31.9	31.5	119.8
7	Meylan	38--ASPA Meylan	25.4	29.5	32.2	32.6	119.7
8	Trets	13--Gymnastique Sportive Tretsoise	24.6	31.1	32.4	31.4	119.5





8.2. Résultats individuels

	Gymnaste	Equipe	Annee					Total
1	CHUZEVILLE Clara	Belleville sur Saone	2000	9.2	11.3	11.3	11.5	43.3
2	CLOUVEL Fanny	Anse	2001	9.4	11.3	10.9	11.1	42.7
3	BEROUJON Lorene	Belleville sur Saone	2000	9.2	10.7	11.1	11.5	42.5
4	EMONET Lea	Albens	1998	8.9	10.9	11.2	11.2	42.2
5	VOISIN Fiona	Anse	2001	8.9	10.7	11.2	11.2	42.0
	MARIF Lia	Irigny	2000	9.5	11.3	10.5	10.7	42.0
	MADINIER Abbygaelle	Belleville sur Saone	1998	9.1	11.0	11.2	10.7	42.0
8	HERAUD Alexia	Anse	2001	9.4	10.6	11.1	10.8	41.9
	METAIS Johanna	Albens	2001	9.3	10.5	11.3	10.8	41.9
10	BLANC Loraine	Jonage	1999	9.4	10.6	10.5	11.0	41.5
11	ARNOUX Pauline	Brindas	1999	9.1	10.6	10.3	10.9	40.9
12	GOLAIN Romane	Jonage	2000	9.0	9.5	10.1	11.3	39.9
13	CHAVANEL Ophélie	Albens	2000	8.4	10.4	10.7	10.3	39.8
14	TADUY Sara	Meylan	1998	8.0	9.5	11.0	11.2	39.7
15	DIE Leane	Trets	1999	7.4	10.5	10.6	11.0	39.5
16	VARTANIAN Marie	Albens	2000	8.8	9.9	10.3	10.4	39.4
17	LECHEVALIER Evenly	Trets	2000	7.9	10.5	10.7	10.2	39.3
18	PERON Alexia	Meylan	1998	8.5	9.7	10.4	10.6	39.2
19	D'ANCONA Lauryne	Brindas	2001	8.6	9.7	10.5	10.3	39.1
20	MALFANT Mathilde	Trets	2000	8.2	10.1	10.5	10.2	39.0
	VEN Nina	Irigny	2000	8.9	10.6	11.2	8.3	39.0
22	LAIDANI Melissa	Trets	1999	8.5	9.4	11.1	9.8	38.8
23	ARRIVÉ Auriane	Meylan	1998	7.8	10.3	10.5	10.1	38.7
24	PASQUER Floriane	Irigny	2001	8.5	8.0	10.5	11.0	38.0
25	JACOB Cassandra	Jonage	1999	9.5	9.5	9.9	9.0	37.9
	GAY Tiffanie	Brindas	1998	7.5	9.5	10.8	10.1	37.9
27	DUMORTIER Laurine	Brindas	2001	8.8	9.6	10.6	8.8	37.8
28	LIAUTARD Laura	Irigny	1998	8.7	8.5	9.9	8.9	36.0
29	DHOTE Marine	Albens	1999	9.1	6.1	10.7	9.4	35.3
30	MARICHY Laurine	Meylan	1997	8.4	6.2	8.4	10.8	33.8
31	MARTIN Anais	Brindas	2001	6.7	6.0	9.1	10.3	32.1
32	BOURDON Sarah	Belleville sur Saone	1998	9.3	10.9	10.2	0.0	30.4





33	SAMSOEN Chloe	Anse	1999	8.7	10.4	11.0	0.0	30.1
34	SCIANDRA Alice	Jonage	2001	0.0	8.6	8.4	10.5	27.5
35	JACQUET Mathilde	Trets	1999	7.8	9.4	8.6	0.0	25.8
36	LORON Melanie	Belleville sur Saone	1998	7.7	0.0	8.8	7.0	23.5
37	BUTRUILLE Solene	Meylan	1998	8.5	0.0	10.7	0.0	19.2

9. FEMININ NIVEAU6 11-15 ans . SA_DA (individuels)

9.1. Résultats par équipes

	Equipe	Club					Total
1	St Martin d Hères 2	38--ESSM Gymnastique	35.8	40.1	40.5	40.5	156.9
2	Bouc Bel Air	13--Bouc Bel Air Gymnastique	35.5	39.6	39.6	38.3	153.0
3	St Rambert d Albon 3	26--ASCR Gym	33.9	37.8	39.0	39.6	150.3
4	Meylan	38--ASPA Meylan	34.0	38.3	38.5	39.3	150.1
5	Belleville sur Saone 1	69--Gym Club Belleville Beaujolais	33.9	38.7	37.3	39.1	149.0
6	St Martin d Hères	38--ESSM Gymnastique	34.6	38.5	36.9	38.2	148.2
7	Belleville sur Saone 2	69--Gym Club Belleville Beaujolais	33.6	38.6	36.6	37.4	146.2
8	Irigny	69--Amicale Laique Irigny	33.3	37.2	35.9	37.8	144.2
9	L Isle d Abeau	38--Gym d'Abeau	31.8	37.2	37.6	36.6	143.2
10	Aubagne Gym	13--Aubagne Gym	31.7	38.6	35.8	36.9	143.0
11	Le Chambon Feugerolles	42--La Liberte le Chambon Feugerolle	32.0	36.7	35.8	36.7	141.2
12	St Just St Rambert	42--FJEP St-Just St-Rambert	33.0	34.4	35.6	36.6	139.6


9.2. Résultats individuels

	Gymnaste	Equipe	Annee					Total
1	NETOUDYKATA ENORA	St Martin d Hères 2	2003	9.2	10.2	10.2	10.2	39.8
2	MARTIN Eva	St Martin d Hères 2	2004	9.0	10.1	10.0	10.1	39.2
3	MADELON Oceane	St Rambert d Albon 3	2004	9.0	9.7	10.2	10.2	39.1
4	ROUSSET FAVIER Justine	St Martin d Hères 2	2003	8.3	10.0	10.2	10.1	38.6
	STRIPPOLI NINA	St Martin d Hères 2	2004	8.8	9.8	10.1	9.9	38.6
6	LEBLEVEC Margot	Bouc Bel Air	2003	9.1	10.0	9.8	9.4	38.3
	LAUZOL Pauline	Meylan	2002	8.3	10.1	10.1	9.8	38.3
8	COUSTENOBLE Bleuenn	Bouc Bel Air	2003	9.1	9.8	9.7	9.5	38.1
9	BENGORINE Sephora	Belleville sur Saone 1	2002	8.7	9.6	10.0	9.7	38.0
10	LACLEF Zoé	Bouc Bel Air	2002	9.0	10.0	9.4	9.5	37.9
11	DA SILVA Madyson	St Martin d Hères 2	2004	8.8	9.3	9.6	10.1	37.8
12	ENTRESSANGLE Fanelie	St Rambert d Albon 3	2003	8.2	9.5	9.9	10.1	37.7
13	PACCARD Perrine	Meylan	2002	8.7	9.6	9.4	9.9	37.6
	TAGUI Nora	St Martin d Hères 2	2003	7.9	9.8	9.9	10.0	37.6
15	SEITE Lauren	Bouc Bel Air	2002	8.1	9.8	10.0	9.6	37.5
	JACOBE Emma	St Martin d Hères	2002	8.4	9.9	9.7	9.5	37.5
17	GUENARD Marie	Bouc Bel Air	2003	8.3	9.3	10.1	9.7	37.4
	BRUNET Tiffany	Belleville sur Saone 2	2004	8.8	9.7	9.1	9.8	37.4
19	LASSALLE Ninon	Belleville sur Saone 1	2003	8.9	10.1	8.7	9.6	37.3
	POULAT Maeliss	Belleville sur Saone 1	2003	8.6	9.9	9.1	9.7	37.3
21	PRESTAUX Pauline	St Martin d Hères	2003	8.6	9.6	9.2	9.7	37.1
22	BRUYERE Marie anais	St Rambert d Albon 3	2004	7.9	9.2	10.0	9.8	36.9
23	PETIT Lea	Meylan	2003	8.3	8.6	9.8	9.8	36.5
	SAVOYAT Oceane	Irigny	2002	8.5	9.9	8.7	9.4	36.5





	PICCOLO Coline	Le Chambon Feugerolles	2003	8.3	9.6	9.3	9.3	36.5
26	CIPOLLA Loane	Aubagne Gym	2004	8.4	10.0	8.7	9.3	36.4
27	ODEMIS Eda	St Martin d Hères	2002	7.8	9.5	9.5	9.5	36.3
	GUILLIMIN Justine	L Isle d Abeau	2003	8.0	9.5	9.4	9.4	36.3
29	RENAUD Camille	Meylan	2003	8.7	9.4	8.5	9.6	36.2
	MORRISON Alycia	Belleville sur Saone 1	2003	7.7	8.9	9.5	10.1	36.2
31	FAUGA Rebecca	Irigny	2003	8.3	9.0	9.1	9.7	36.1
	ROMEO Carla	Aubagne Gym	2003	7.8	10.0	8.9	9.4	36.1
33	LE GOALLER Margaux	Meylan	2003	8.3	9.1	8.8	9.8	36.0
	CHAVANON Leila	Irigny	2003	8.3	9.1	9.1	9.5	36.0
	DEPORTE Coline	Belleville sur Saone 2	2004	7.8	9.7	9.0	9.5	36.0
36	LALLEMENT Mailys	St Rambert d Albon 3	2004	8.1	9.4	8.8	9.5	35.8
	MICHAUD Lana	Belleville sur Saone 2	2004	7.5	9.7	9.2	9.4	35.8
	JEANNEAU Léa	L Isle d Abeau	2003	8.2	9.1	9.3	9.2	35.8
39	CHAISE Juliette	St Just St Rambert	2004	8.8	8.3	9.4	9.1	35.6
40	GRILLON Zoe	St Martin d Hères	2004	8.5	9.5	8.0	9.5	35.5
41	ESTRAYER Lucie	Aubagne Gym	2002	7.6	9.6	9.0	9.2	35.4
42	DEBLONDE Ester	St Just St Rambert	2003	8.5	8.7	8.7	9.4	35.3
	THESSOT Marine	St Just St Rambert	2002	7.9	9.2	9.0	9.2	35.3
	VERNEREY Lauryne	L Isle d Abeau	2002	7.7	9.4	9.4	8.8	35.3
45	VITETTA Lucie	Meylan	2004	8.1	9.2	9.2	8.7	35.2
46	SCHALL Laura	Aubagne Gym	2000	7.9	9.0	9.2	9.0	35.1
47	GELIN Aude	Belleville sur Saone 2	2003	8.2	8.8	9.3	8.7	35.0
48	LAFI Syrine	Irigny	2002	8.2	8.8	9.0	8.9	34.9
	EPALLE ébola	Le Chambon Feugerolles	2002	8.1	8.7	8.7	9.4	34.9
50	PAQUIEN Chloe	St Rambert d Albon 3	2004	8.6	8.3	8.6	9.3	34.8
	MOULIN COMTE Marie caroline	St Martin d Hères	2002	7.7	9.2	8.5	9.4	34.8
52	LUTUMBA Mathicia	Belleville sur Saone 2	2003	8.8	9.5	7.6	8.7	34.6
53	PRAS Margaux	Irigny	2002	7.7	9.2	8.4	9.2	34.5
54	DUMENIL Heloise	L Isle d Abeau	2003	7.9	9.2	9.5	7.8	34.4
55	RAMBACH Nais	Bouc Bel Air	2002	6.7	9.7	9.4	8.3	34.1
56	AKA Maelys	St Martin d Hères	2004	9.1	7.5	8.2	9.1	33.9
	TASSINI Anaelle	Le Chambon Feugerolles	2002	7.6	8.6	8.6	9.1	33.9
58	DICHAMPS Manon	L Isle d Abeau	2001	7.0	8.8	8.6	9.2	33.6
59	BERGER Alexiane	Le Chambon Feugerolles	2004	8.0	9.2	7.2	8.9	33.3
60	BORNE Salomé	St Just St Rambert	2002	7.8	8.2	8.5	8.1	32.6
61	LAFARGE Lisa	Irigny	2002	6.9	8.5	8.2	8.2	31.8
	LAPOINTE Chloe	Belleville sur Saone 1	2002	7.4	9.1	7.1	8.2	31.8
63	REMY Ganaelle	Le Chambon Feugerolles	2004	0.0	8.8	9.2	7.8	25.8
64	MALLER Sophia	St Just St Rambert	2003	0.0	8.2	8.3	8.9	25.4
65	PLANCHET Chloe	Le Chambon Feugerolles	2003	7.2	9.1	7.4	0.0	23.7
66	FOURNIER Lorelene	St Rambert d Albon 3	2003	6.6	0.0	8.9	8.1	23.6

10. FEMININ NIVEAU3 11-16 ans . SA_DA (individuels)

10.1. Résultats par équipes

	Equipe	Club					Total
1	Lambesc	13--ALSL Lambesc	28.1	33.2	32.5	34.0	127.8
	Privas	7--SC Privas Gym	25.9	32.8	34.3	34.8	127.8
3	Rhodia Club	38--Rhodia-Club Gymnastique	28.0	32.1	32.1	34.6	126.8
4	St Martin d Hères	38--ESSM Gymnastique	26.6	31.0	32.8	34.2	124.6
5	Riorges	42--Olympique Riorges Gymnastique	26.0	31.6	32.8	33.5	123.9
6	Crolles	38--Gym et Rythme Crolles	27.6	30.5	32.2	32.6	122.9
7	Tullins	38--Tullins la Vaillante	24.5	27.8	31.0	30.6	113.9

10.2. Résultats individuels

	Gymnaste	Equipe	Annee					Total
1	VIGNAL Manon	Rhodia Club	1999	9.8	11.1	11.3	12.0	44.2
2	HORTIGUE Marion	Lambesc	2001	9.8	11.9	11.1	11.0	43.8
3	BENAMER LINA	St Martin d Hères	2004	8.9	11.6	11.2	11.6	43.3
4	POTTIER Kimberley	Rhodia Club	2000	9.2	11.3	11.0	11.6	43.1
5	QUINTANA Cloe	Privas	1999	8.9	10.7	11.4	11.8	42.8
6	ZERBINI Eva	Riorges	2003	9.4	10.4	11.6	11.3	42.7
7	VO Lucie	Privas	2002	8.2	11.5	11.4	11.2	42.3
8	BRIOT Tess	Privas	2001	8.8	10.4	11.1	11.5	41.8
9	VASSAS Elea	Privas	2001	8.1	10.6	11.5	11.5	41.7
10	PETITE Emeline	Crolles	1999	9.1	11.0	10.7	10.8	41.6
11	PIAU Romane	Lambesc	2000	9.2	9.7	10.5	11.5	40.9
	FABRE Ines	Crolles	1999	9.1	9.6	11.1	11.1	40.9
13	ARLAUD Mathilde	Lambesc	1999	8.2	11.0	9.9	11.5	40.6
	FROBERT Elise	Riorges	2002	8.3	10.3	10.9	11.1	40.6
15	MOUTON Eloise	Lambesc	2000	8.3	10.3	10.9	11.0	40.5
16	MEGUIBA Donia	St Martin d Hères	2002	8.6	9.7	11.0	11.1	40.4
17	BURNICHON Charlyne	Riorges	2002	8.3	10.2	10.0	11.1	39.6
18	MARMILLON Marine	Lambesc	2001	9.1	9.7	9.7	11.0	39.5
19	VAUTIER Lea	Riorges	2002	7.9	10.9	9.1	11.0	38.9
20	MAMSUY Emma	St Martin d Hères	2004	8.9	9.0	9.4	11.5	38.8
21	ODEYER Charlène	Tullins	2000	7.9	10.3	10.2	10.2	38.6
22	ATALLAH Marylise	Rhodia Club	1999	9.0	9.7	8.6	10.9	38.2
23	ROCHARD Eleonore	Riorges	2002	8.2	9.4	10.3	10.0	37.9
	NORAZ Chloé	St Martin d Hères	2003	8.8	9.7	8.5	10.9	37.9
	GENIN Andréa	Rhodia Club	1999	8.1	9.0	9.8	11.0	37.9
26	BANCHERI Meije	Tullins	2002	8.2	8.8	10.6	9.4	37.0
27	CHAVEROT Avril	St Martin d Hères	2003	8.5	7.1	10.6	10.7	36.9
	CHAUSSINAND Lisa	Rhodia Club	2001	8.3	9.2	8.5	10.9	36.9
29	DELAGOUTTE Alice	Crolles	1999	7.4	8.5	9.5	10.3	35.7
30	BECHU Laura	Tullins	2001	7.8	6.3	10.2	10.2	34.5
31	HUET Amélie	Tullins	2002	8.4	8.7	4.5	10.2	31.8
32	CAMPIONE Tifaine	Tullins	1999	7.6	6.2	7.8	8.8	30.4
33	JOURDAN Salomé	Crolles	1999	9.4	0.0	9.5	10.7	29.6
34	BERARD Laurie	Crolles	1999	0.0	9.9	10.4	0.0	20.3





35	DUETHE Léa	Privas	2001	0.0	0.0	10.6	0.0	10.6
----	------------	--------	------	-----	-----	------	-----	------

11. FEMININ NIVEAU2 11 + . SA_DA (individuels)

11.1. Résultats par équipes

	Equipe	Club					Total
1	Jonage	69--ESJ Gymnastique Artistique	28.3	32.6	33.7	33.2	127.8
2	Riorges	42--Olympique Riorges Gymnastique	29.9	27.5	33.9	33.3	124.6
3	Crest	26--US Crétoise Gymnastique	28.7	29.2	33.6	32.5	124.0
4	Villette d Anthon	69--Villette Gym	28.2	28.9	32.4	33.2	122.7
5	St Genis les Ollières	69--Entente St Genoise	26.4	24.9	33.4	31.3	116.0

11.2. Résultats individuels

	Gymnaste	Equipe	Annee					Total
1	CHAMBERT Esther	Riorges	1993	10.1	11.5	11.6	11.4	44.6
2	GROCCIA Gilly	Jonage	1999	10.5	11.4	11.0	11.2	44.1
3	DUCARRE Florine *	Savigny 1 (indiv)	1987	9.9	10.5	12.0	11.6	44.0
4	ROLLAND Celie	Crest	2000	10.0	11.2	11.4	11.2	43.8
5	POIZAT Lauren	Jonage	1989	8.9	11.5	11.6	11.4	43.4
6	AZAIS Esther	Crest	1998	9.2	9.9	11.6	11.0	41.7
7	NIERING Léa	Villette d Anthon	2000	9.0	10.1	10.7	11.4	41.2
8	JAUMONET Marie	Jonage	1991	8.9	9.7	11.0	10.6	40.2
	DECLAS Coline	Riorges	1999	10.0	7.3	11.5	11.4	40.2
10	JANDARD Noémie	St Genis les Ollières	2000	8.8	8.8	11.4	11.0	40.0
11	AGHADJANIAN Emma	Villette d Anthon	2000	10.0	10.4	9.7	9.0	39.1
12	MOREAU Alexia	St Genis les Ollières	1992	8.6	8.1	11.4	10.3	38.4
13	JUNAIDI Vanessa	Crest	2003	8.9	8.1	10.6	10.2	37.8
14	CHAZOT Julie	St Genis les Ollières	1995	9.0	8.0	10.6	10.0	37.6
15	GOMEZ Carla	Villette d Anthon	2001	8.8	7.8	11.4	9.5	37.5
16	GRANGE Mathilde	Riorges	1998	8.5	8.7	10.8	9.2	37.2
17	DOUCE Mina	Crest	1996	8.8	8.1	10.1	9.8	36.8
18	TOUREY Ambrine	Riorges	1998	8.9	5.3	10.4	10.0	34.6
19	BENOIT Margo	Crest	2001	9.5	3.9	10.5	10.3	34.2
20	NIERING Chloé	Villette d Anthon	1998	0.0	8.4	10.3	11.5	30.2
21	TARIFA Anouk	Villette d Anthon	1999	9.2	0.0	9.5	10.3	29.0
22	DE SOUSA Carine	Jonage	1994	8.9	9.1	9.5	0.0	27.5
23	MIRMAND Eva	Riorges	1995	9.8	6.9	0.0	10.5	27.2
24	BRUNEL Alexandra	Jonage	1995	0.0	7.1	11.1	0.0	18.2

12. FEMININ NIVEAU1 11 + . SA_DA (individuels)

12.1. Résultats par équipes

	Equipe	Club					Total
1	Irigny	69--Amicale Laique Irigny	29.4	30.8	34.1	34.0	128.3
2	Romans	26--Avenir de Romans	18.1	24.8	33.6	27.5	104.0

12.2. Résultats individuels

	Gymnaste	Equipe	Annee					Total
1	FIEVET Maelys	Irigny	2001	10.3	11.6	12.4	10.9	45.2
2	PARIZOT Audrey	Irigny	1996	10.2	9.3	10.8	11.5	41.8
3	SERVEAUX Morgane	Romans	1998	9.1	9.4	12.1	10.5	41.1
4	TOUREY Elea	Irigny	1992	8.9	9.5	10.9	11.6	40.9
5	ZUMARAN Aurélie	Romans	1985	9.0	10.9	10.8	8.8	39.5
6	PARIZOT Estelle	Irigny	1996	8.9	9.7	9.9	10.6	39.1
7	REYMOND Eline	Romans	1998	0.0	4.5	10.7	8.2	23.4
8	MANIN Harmonie	Romans	2000	0.0	0.0	9.2	8.0	17.2