









Résultats de la compétition
Demi-finales nationales G2 UFOLEP
Voreppe
7 et 8 mai

1. FEMININ NIVEAU7 11 + . SA_DA (individuels)

1.1. Résultats par équipes

	Equipe	Club					Total
1	Bouc Bel Air	13--Bouc Bel Air Gymnastique	34.0	36.9	37.3	38.8	147.0
2	Echirrolles AL	38--Echirrolles Amicale Laique Gym	33.8	36.2	37.2	37.1	144.3
3	Nivolas Vermelle 2	38--Nivolas alep espoir gymnique	33.8	36.2	37.3	36.3	143.6
4	Domène 3	38--Etoile Sportive Doménoise	32.1	34.4	35.8	36.6	138.9
5	Le Chambon Feugerolles	42--La Liberte le Chambon Feugerolle	31.6	33.1	36.8	36.8	138.3
6	St Rambert d Albon	26--ASCR Gym	33.3	33.5	34.0	36.9	137.7
7	Trets 2	13--Gymnastique Sportive Tretsoise	28.1	33.7	36.8	36.7	135.3
8	Pierre Bénite	69--Patronage Laique de Pierre Bénite	28.1	33.4	36.6	36.1	134.2
9	Albens	73--Union gymnique albens	29.4	33.9	34.5	36.0	133.8
10	Carnoux Cassis	13--Carnoux - Cassis	31.1	32.8	37.0	32.5	133.4
11	Gerland Mouche	69--A. L. Gerland Mouche	29.7	28.4	35.3	34.8	128.2
12	Brindas	69--A.s.brindas	29.2	30.2	33.4	33.6	126.4

1.2. Résultats individuels

	Gymnaste	Equipe	Annee					Total
1	ABDGRALL Solenn	Bouc Bel Air	2003	8.9	9.5	9.5	9.8	37.7
2	STEIL Karla	Bouc Bel Air	2004	8.9	9.3	8.8	9.7	36.7
3	RAMBACH Raphaëlle	Bouc Bel Air	2003	8.7	8.6	9.5	9.7	36.5
4	PEREZ Carolane	Bouc Bel Air	2002	7.5	9.5	9.5	9.6	36.1
5	DUBOIS Rashel	St Rambert d Albon	2004	8.6	8.9	9.2	9.3	36.0
	JAILLOT Amelie	Nivolas Vermelle 2	2004	8.1	9.4	9.3	9.2	36.0
	MOREL Candice	Nivolas Vermelle 2	2004	8.3	9.2	9.4	9.1	36.0
8	DURIEZ Clémentine	Echirrolles AL	2002	8.7	8.8	9.2	9.0	35.7
	DI GIORGIO Lydia	Le Chambon Feugerolles	2000	8.0	9.2	9.3	9.2	35.7
10	GUIDUCCI Karine	Echirrolles AL	1991	8.9	8.6	9.2	8.8	35.5
	DUBOIS Charline	Nivolas Vermelle 2	2004	8.4	8.6	9.3	9.2	35.5
12	FOLTON Salome	Trets 2	2002	7.7	8.9	9.0	9.3	34.9
	TAFERE Sarah	Echirrolles AL	2002	8.1	8.8	8.5	9.5	34.9
14	BOYER Laurianne	Le Chambon Feugerolles	2003	8.4	8.6	8.8	9.0	34.8
	GUABELLO Amandine	Albens	2001	7.8	9.0	9.1	8.9	34.8
16	MUNCH Léane	Domène 3	2003	8.2	9.4	7.7	9.4	34.7
	GUERIN Laure	Nivolas Vermelle 2	2004	8.4	8.2	9.3	8.8	34.7
18	MOHAMED CHAYKHI Lara	Echirrolles AL	2002	8.1	9.1	9.0	8.2	34.4
	FERNANDEZ Cassandra	Nivolas Vermelle 2	2004	8.7	9.0	8.9	7.8	34.4
20	VIVET Anais	St Rambert d Albon	2003	8.6	8.7	7.5	9.3	34.1
	GUILLOM Juliette	Domène 3	2004	7.7	8.3	8.9	9.2	34.1
22	DELALEX Carla	Albens	2003	7.4	8.7	8.8	9.0	33.9
23	SCHMELTZER Eline	Trets 2	2001	6.5	8.7	9.5	9.1	33.8
	WERQUIN-LAVIGNE Océane	Carnoux Cassis	2004	8.2	8.2	9.5	7.9	33.8
25	FATNASSI Shana	Pierre Bénite	2003	7.4	8.1	9.3	8.9	33.7
26	ESPOSITO Tiffany	Pierre Bénite	2002	6.5	8.6	9.3	9.2	33.6





27	ROUBAUD Solene	Carnoux Cassis	2001	7.8	8.3	9.2	8.2	33.5
28	DORNE Leane	St Rambert d Albon	2004	7.9	8.5	9.0	8.0	33.4
29	PAROLO Marie	St Rambert d Albon	2003	8.2	7.4	8.2	9.5	33.3
30	LEMAILLE Emilia	Domène 3	2003	7.5	9.0	8.3	8.4	33.2
	CHAPUIS Margot	Pierre Bénite	2004	7.4	8.3	9.1	8.4	33.2
	HOESTLANDT Léa	Carnoux Cassis	2002	7.6	8.0	9.2	8.4	33.2
33	BOUNNE Léonie	Domène 3	2003	7.8	6.7	9.2	9.3	33.0
34	BOUADJAR Melinda	Gerland Mouche	2003	7.8	7.3	9.1	8.7	32.9
	HABHOUB Leya	Pierre Bénite	2002	6.5	8.4	8.8	9.2	32.9
36	RUEDAS CANADAS Tiffany	Domène 3	2003	8.4	7.5	9.0	7.8	32.7
37	CAPIZZI Farelle	Domène 3	2003	7.5	7.7	8.7	8.7	32.6
38	BONGUE Monique	Le Chambon Feugerolles	2002	7.7	6.5	9.1	9.1	32.4
39	COSSETTINI Manon	Trets 2	2004	7.0	7.7	8.8	8.7	32.2
40	CARRIER Malorie	Albens	2001	6.6	8.0	8.1	9.3	32.0
	MIZZI Claire	Carnoux Cassis	2004	7.5	8.3	8.2	8.0	32.0
42	CUTAJAR Amel	Pierre Bénite	2002	6.6	8.1	8.4	8.8	31.9
43	DUREL Marie	Gerland Mouche	2000	7.0	7.0	8.9	8.9	31.8
44	VICERIAT Mathilde	Le Chambon Feugerolles	2002	7.5	6.1	8.9	9.1	31.6
45	ALVAREZ Emma	Trets 2	2002	6.4	8.4	7.7	9.0	31.5
46	LAMAZIERE Ines	Gerland Mouche	2002	7.4	7.1	8.3	8.4	31.2
	VUILLEZ Axelle	Brindas	2000	7.1	6.4	8.9	8.8	31.2
48	PAJETTA Aurelie	Brindas	2003	7.6	7.4	8.2	7.9	31.1
49	JESUS Coraline	Brindas	2003	7.2	8.9	7.5	7.4	31.0
50	BELLEVILLE Loane	Albens	2003	5.6	8.2	8.2	8.8	30.8
51	GAVATORTA Lucie	Albens	2003	7.6	7.9	8.4	6.8	30.7
52	SCOTTI Ludyvine	Trets 2	2002	6.9	6.2	8.7	8.8	30.6
53	VULLIEZ Madeline	Brindas	2003	6.7	6.6	8.4	8.8	30.5
54	HUMBERT Hermione	Gerland Mouche	1999	6.9	7.0	7.8	8.6	30.3
55	BRENDERS Julie	Gerland Mouche	1999	7.5	6.8	9.0	6.8	30.1
	DELOUCHE Léanne	Le Chambon Feugerolles	2003	7.2	6.4	7.8	8.7	30.1
	PROHENS Elsa	Carnoux Cassis	2004	6.8	6.3	9.1	7.9	30.1
58	PISANO BERNARD Venus	St Rambert d Albon	2003	6.4	6.9	7.6	8.8	29.7
59	DEMOLLIERE Clara	Brindas	2004	6.7	7.3	7.9	7.7	29.6
60	WARGUI Nawel	Pierre Bénite	2001	6.7	5.4	8.9	8.5	29.5
61	RICHARD COHET Maëva	Echiroilles AL	1991	0.0	9.5	9.8	9.8	29.1
62	IMBERT-EHRET Estelle	Carnoux Cassis	2002	7.0	6.1	8.7	6.9	28.7
63	BARTEVIAN Théa	Le Chambon Feugerolles	2004	0.0	8.8	9.5	9.4	27.7
64	MELKI Sinda	Gerland Mouche	2002	7.0	4.3	7.3	8.6	27.2
65	BARET Eleonore	Trets 2	2002	0.0	7.6	9.5	9.3	26.4
66	CRETET MIAGKOFF Paciana	Brindas	2003	7.3	0.0	7.5	8.1	22.9

2. FEMININ NIVEAU7 11 + . SA_DA (B) (individuels)

2.1. Résultats par équipes

	Equipe	Club					Total
1	Trets 1	13--Gymnastique SportiveTretsoise	32.7	37.2	38.4	36.8	145.1
2	Autun	71--La Vaillante	32.5	35.8	37.1	38.3	143.7
3	L Isle d Abeau	38--Gym d'Abeau	31.7	36.1	36.4	37.6	141.8
4	Allex	26--Section Gymnique Allex	32.1	35.2	37.1	36.8	141.2
5	Lambesc	13--ALSL Lambesc	31.4	37.8	35.4	35.8	140.4
6	La Mure	38--La Mure Gym Club	31.1	34.7	36.4	36.8	139.0
7	Domène 2	38--Etoile Sportive Doménoise	31.3	34.0	36.3	37.1	138.7
8	La Tour du Pin	38--L'Alerte Gymnastique la Tour du Pin	29.5	34.7	36.1	37.1	137.4
9	Domène 4	38--Etoile Sportive Doménoise	31.0	30.7	35.8	36.1	133.6
10	St Martin d Hères	38--ESSM Gymnastique	29.3	34.1	32.8	35.1	131.3
11	Bourg St Maurice	73--BSM Gym Bourg St Maurice	28.7	31.8	31.6	33.1	125.2
12	Aubagne Gym	13--Aubagne Gym	22.9	32.3	35.5	33.2	123.9




2.2. Résultats individuels

	Gymnaste	Equipe	Annee					Total
1	GUIOL Sophie	Trets 1	2002	8.9	9.0	9.5	9.5	36.9
2	ARIZTEGUI Lou anne	Autun	2004	8.5	9.1	9.4	9.5	36.5
3	KHEBIZI Malou	Trets 1	2003	8.0	9.6	9.6	9.1	36.3
4	BOUCHERON Laora	Autun	2004	8.4	8.9	9.3	9.6	36.2
5	MACEDO Ana rita	Trets 1	2002	7.8	9.3	9.7	9.1	35.9
	ASTIER Lucile	Domène 2	2004	8.2	9.1	9.2	9.4	35.9
	LEPLATOIS Maelys	Lambesc	2002	8.3	9.5	8.7	9.4	35.9
	BARBARA Justine	La Mure	2004	8.8	8.7	9.2	9.2	35.9
9	MALLEVAL ALAIZE Laura	Allex	2001	8.6	9.0	8.9	9.3	35.8
	LAVERGNE Juliette	L Isle d Abeau	2004	7.8	9.2	9.1	9.7	35.8
11	CHOMEL Marine	L Isle d Abeau	2004	7.9	9.4	9.2	9.1	35.6
12	LECCA Leonie	Autun	2004	8.3	9.0	8.7	9.5	35.5
13	PATRIS DE BREUIL Marie	Lambesc	2002	8.4	9.0	9.1	8.9	35.4
14	RIEU Camille	Domène 4	2004	8.2	8.7	9.0	9.4	35.3
15	ROMON Margot	La Mure	2003	8.1	8.8	9.2	9.1	35.2
16	JAMETTE Thais	Trets 1	2003	7.6	9.3	9.5	8.7	35.1
	MAHIEU Lila	La Tour du Pin	2001	7.0	9.4	9.0	9.7	35.1
18	SCHINTU Stella	Aubagne Gym	2001	7.8	8.7	9.4	9.1	35.0
	VERDA Amandine	Allex	2003	8.4	8.3	9.2	9.1	35.0
20	GOMES DOS SANTOS Maelys	La Tour du Pin	2003	8.1	9.0	8.8	9.0	34.9
21	DUC-JACQUET Romane	Domène 2	2004	8.2	8.2	9.1	9.3	34.8
	BERNARD Marie-lou	Autun	2004	7.3	8.6	9.3	9.6	34.8
23	POITOU Alice	Trets 1	2002	8.0	8.5	9.6	8.5	34.6
	MAUBERT Elodie	Lambesc	2003	7.9	9.0	8.6	9.1	34.6
	MARION Lola	Allex	2002	7.5	8.8	9.3	9.0	34.6





	RASPAIL Elina	Alex	2002	7.4	8.7	9.2	9.3	34.6
27	CHAGNON Aurelie	Alex	1986	7.5	8.7	9.4	8.9	34.5
28	MORATO Chiara	Trets 1	2002	7.3	8.9	9.1	9.1	34.4
29	MATHIEU Lisa	Autun	2002	6.7	8.8	9.1	9.6	34.2
	BOUCHACOURT Clara	L Isle d Abeau	2004	7.5	8.5	8.8	9.4	34.2
31	FERCHICHE Alya	L Isle d Abeau	2003	8.5	7.4	9.1	9.1	34.1
32	GARDE Romane	Domène 2	2004	7.4	8.4	8.8	9.4	34.0
33	MUNOZ Ariane	Domène 2	2004	7.5	8.3	9.1	9.0	33.9
	BOUHELIER Manon	La Tour du Pin	2003	7.5	8.2	9.1	9.1	33.9
	ODDOUX Zoé	L Isle d Abeau	1998	6.9	8.6	9.0	9.4	33.9
36	CASALI Cléo	Domène 4	2002	8.4	7.5	8.7	9.0	33.6
	WROBEL Melissa	Lambesc	2002	6.7	9.5	9.0	8.4	33.6
38	EMERY Salomé	La Mure	2001	6.0	8.9	9.1	9.4	33.4
39	OBLE Maelys	La Tour du Pin	2002	6.7	8.1	9.2	9.2	33.2
	ALONSO Romane	Alex	2002	7.6	7.5	9.0	9.1	33.2
41	OSTERNAUD Léna	St Martin d Hères	2003	7.7	8.4	8.2	8.7	33.0
	JACQUIER Eve	La Mure	2001	6.7	8.3	8.9	9.1	33.0
43	CONTION Céline	St Martin d Hères	2003	6.9	8.8	8.2	9.0	32.9
	BELLIARDO Célia	Aubagne Gym	2003	7.3	8.5	8.0	9.1	32.9
	CHUZEVILLE Ema	L Isle d Abeau	2002	7.1	8.9	8.8	8.1	32.9
46	SUAREZ Lisa	St Martin d Hères	2004	6.8	9.0	8.0	9.0	32.8
47	PATRIS DE BREUIL Adèle	Lambesc	2003	6.8	9.8	7.7	8.4	32.7
48	OBLE Lorina	La Tour du Pin	2002	6.9	7.9	8.8	8.9	32.5
49	RUYNAT Alison	Domène 4	2003	7.3	7.2	8.9	9.0	32.4
50	CAPONE Serena	Domène 4	2003	7.1	7.3	9.1	8.7	32.2
51	BILLET Liona	La Mure	2004	7.1	8.3	7.6	8.9	31.9
52	KHOUTIR Leane	St Martin d Hères	2004	7.9	7.9	7.7	8.1	31.6
53	DUCHENE Talia	Bourg St Maurice	2001	7.4	8.5	7.8	7.8	31.5
54	BALME Eloïse	La Mure	2001	7.1	6.6	8.7	8.9	31.3
55	MAUBERT Mélanie	Lambesc	2000	6.4	8.8	7.7	8.3	31.2
	ALENDIA Julie	Bourg St Maurice	2000	7.3	8.0	7.6	8.3	31.2
57	FIAT Zélie	Domène 2	2004	6.4	7.3	8.9	8.5	31.1
	SZCZEPANIAK Justine	La Tour du Pin	2001	5.9	7.4	8.7	9.1	31.1
59	DARRIGO Jessica	Aubagne Gym	1996	7.8	6.5	8.7	8.0	31.0
60	BERT Lou	Domène 4	2002	6.7	6.6	8.6	8.4	30.3
	CALONNE Maelys	Domène 4	2003	6.4	6.9	8.8	8.2	30.3
	SAWICKA Zolia	Bourg St Maurice	2003	6.8	7.4	7.8	8.3	30.3
63	EKOUE Laetitia	St Martin d Hères	2003	6.6	6.7	8.4	8.4	30.1
64	OUZEAU Justine	Bourg St Maurice	2002	7.2	7.4	7.4	8.0	30.0
65	IDAHRMANENE Ema	Domène 2	2004	6.0	6.2	8.8	8.6	29.6
66	NOWAK Soraya	Aubagne Gym	2001	0.0	8.6	9.4	7.0	25.0
67	HUMBERT Manon	Bourg St Maurice	2000	0.0	7.9	8.4	8.5	24.8

3. FEMININ NIVEAU5 11-15 ans . SA_DA (B) (individuels)

3.1. Résultats par équipes

	Equipe	Club					Total
1	Romans	26--Avenir de Romans	33.7	40.5	39.7	38.8	152.7
2	Belleville sur Saone	69--Gym Club Belleville Beaujolais	34.9	38.8	39.3	39.0	152.0
3	Bouc Bel Air	13--Bouc Bel Air Gymnastique	34.1	40.3	38.8	38.4	151.6
4	Rhodia Club	38--Rhodia-Club Gymnastique	34.3	40.6	37.6	38.3	150.8
5	Aubagne Gym	13--Aubagne Gym	34.5	40.1	38.6	37.0	150.2
6	Anse	69--Jeunesse Ansoise	35.4	39.7	36.9	37.2	149.2
7	La Tour du Pin	38--L'Alerte Gymnastique la Tour du Pin	33.3	39.3	36.0	37.6	146.2
8	Riorges	42--Olympique Riorges Gymnastique	32.9	37.6	38.0	36.0	144.5
9	Irigny	69--Amicale Laique Irigny	33.3	38.6	37.6	34.9	144.4
10	Vaugneray	69--Union Sportive de l'Ouest Lyonnais	33.9	37.6	37.2	35.3	144.0
11	Pont de Claix	38--Pont de Claix Amicale Gymnique	32.7	36.2	35.5	37.5	141.9
12	Trets	13--Gymnastique Sportive Tretsoise	33.0	38.9	36.0	33.3	141.2
13	Chaponnay	69--Chaponnay Gym	33.0	36.5	32.6	35.2	137.3
14	Lambesc	13--ALSL lambesc	32.4	34.3	33.5	33.2	133.4

3.2. Résultats individuels

	Gymnaste	Equipe	Annee					Total
1	VIOSAT Justine	Romans	2004	8.5	10.4	10.3	9.9	39.1
2	LEVERNEY Malya	Rhodia Club	2002	8.7	10.3	10.1	9.6	38.7
3	DALLA COSTA Ninon	Belleville sur Saone	2004	8.9	10.1	9.8	9.7	38.5
4	ROUSSET Zoé	Romans	2002	8.4	10.3	10.2	9.5	38.4
5	SALE Yoline	Bouc Bel Air	2000	8.3	10.3	9.5	9.9	38.0
	PROT Océane	Irigny	2004	9.1	10.0	9.3	9.6	38.0
7	POYET Candice	Anse	2004	9.0	10.2	9.1	9.5	37.8
	SERTOIR Marine	Aubagne Gym	2002	8.4	10.4	9.6	9.4	37.8
	PERRACHON Solene	Belleville sur Saone	2003	9.0	9.9	9.6	9.3	37.8
10	SEIGNERET Léna	Belleville sur Saone	2002	8.5	9.3	9.9	10.0	37.7
11	DE PARSCAU Victoire	La Tour du Pin	2002	8.4	10.0	9.8	9.4	37.6
12	CHEVALIER Manon	Anse	2003	9.1	10.1	9.2	9.0	37.4
	CHENAT Samantha	Vaugneray	2002	8.8	10.0	9.3	9.3	37.4
	DE VITA Eve	Aubagne Gym	2003	8.8	9.6	9.7	9.3	37.4
	NOWAK Shyrel	Aubagne Gym	2003	8.8	10.2	9.5	8.9	37.4
16	DA COSTA Océane	Rhodia Club	2003	8.7	9.1	9.6	9.7	37.1
	MENNELLA Lucie	Rhodia Club	2003	8.3	10.4	9.4	9.0	37.1
	WIRTA Chloé	Aubagne Gym	2000	8.5	9.9	9.3	9.4	37.1
	CHAMPALE Lilas	Romans	2001	8.2	10.1	9.3	9.5	37.1
20	BERERD Ludivine	Anse	2003	8.8	9.0	9.7	9.5	37.0
	LAURENT Clémence	Bouc Bel Air	2001	7.9	10.3	9.6	9.2	37.0
	VERPOIX Eva	Belleville sur Saone	2002	7.7	9.5	10.0	9.8	37.0





23	TRAVERSAT Cloé	Bouc Bel Air	2001	8.5	9.9	9.7	8.8	36.9
	STENGER Olivia	La Tour du Pin	2002	8.2	9.8	9.1	9.8	36.9
25	PETIT Pauline	Romans	2002	8.0	9.7	9.7	9.4	36.8
26	DELORME Calista	Riorges	2002	8.4	9.9	9.0	9.4	36.7
	LEFEVRE Axelle	Vaugneray	2002	8.5	9.6	9.3	9.3	36.7
28	FAGOT REVURA Justine	Romans	2004	8.6	9.0	9.5	9.5	36.6
29	RIVAS Héloïse	La Tour du Pin	2003	8.5	9.6	9.2	9.2	36.5
	ABGRALL Luisa	Pont de Claix	2003	8.4	9.8	9.1	9.2	36.5
31	MATRAY Camille	Anse	2003	8.5	9.8	8.9	9.2	36.4
	DESCHAMPS Manon	Trets	2004	8.1	10.1	9.4	8.8	36.4
	GESKOFF Maëlle	Rhodia Club	2002	8.5	9.9	8.5	9.5	36.4
34	BEYS Laura	Bouc Bel Air	2000	8.0	9.2	9.8	9.3	36.3
	DAUCHEZ Charlotte	Aubagne Gym	2000	8.2	9.5	9.8	8.8	36.3
36	CAVUOTO Carla	Bouc Bel Air	2000	8.9	7.9	9.7	9.6	36.1
	AUCLAIR Annaelle	Riorges	2002	8.2	9.4	9.5	9.0	36.1
38	COLLET Silhoé	Rhodia Club	2002	8.2	10.0	8.5	9.3	36.0
	PELEGRY Clara	Chaponnay	2003	8.1	10.1	8.5	9.3	36.0
40	RODRIGUES Marie *	St Priest	2003	8.5	8.6	9.7	9.0	35.8
	FRUSTA-BRUOT Ireland	Bouc Bel Air	2000	8.4	9.8	8.0	9.6	35.8
	LOMBARDI COLLIGNON Lucie	Irigny	2003	8.0	10.2	8.7	8.9	35.8
43	MONDELIN Lena	Riorges	2003	8.1	9.1	9.6	8.9	35.7
	FAYE Mathilde	Belleville sur Saone	2003	8.5	8.9	8.8	9.5	35.7
	GERMANY Irisa	Romans	2002	8.1	9.2	8.5	9.9	35.7
46	ARLAUD Laura	Vaugneray	2002	8.2	9.1	9.4	8.8	35.5
47	ESTEIOULE Malou	Irigny	2003	8.0	9.7	9.7	8.0	35.4
48	BALLARD Julie	Pont de Claix	2000	8.2	8.7	9.0	9.4	35.3
49	STIVAL Lucie	La Tour du Pin	2004	8.2	9.9	7.9	9.2	35.2
	NEMOZ Ambre	Rhodia Club	2002	8.4	9.8	7.5	9.5	35.2
	CUSANNO Lena	Pont de Claix	2002	8.1	9.1	8.6	9.4	35.2
52	DUPERRAY Emilie	Chaponnay	2004	8.5	9.3	8.9	8.3	35.0
53	BOST Syrielle	Riorges	2004	8.0	9.2	9.1	8.6	34.9
54	BASSE Sydney	Anse	2003	8.1	9.6	8.8	8.2	34.7
55	LECOURT Emilie	Trets	2001	7.7	9.4	9.1	8.3	34.5
56	CARNEIRO Meline	Vaugneray	2002	8.4	8.9	9.2	7.9	34.4
57	MAHMOUD Assil *	St Priest	2002	8.2	8.8	8.7	8.5	34.2
	LACHARD Ophelie	Riorges	2003	7.7	8.0	9.8	8.7	34.2
	MERIEUX Carla	Belleville sur Saone	2004	8.2	8.3	8.8	8.9	34.2
60	MASSON Juliette *	St Priest	2003	8.6	8.5	8.3	8.7	34.1
	PETITJEAN LAEMLE Blanche	Pont de Claix	2003	8.0	8.1	8.5	9.5	34.1
62	GRAIRIA Maessa	Lambesc	2002	7.9	7.6	9.4	9.1	34.0
63	LARNAUD Clarisse	Trets	2000	7.9	9.4	8.9	7.7	33.9
64	PITOIS Manon	Anse	2002	8.1	8.3	8.5	8.9	33.8
	TAIX Zoe	Pont de Claix	2001	7.6	8.4	8.8	9.0	33.8
66	LIJU Manon	Trets	2000	8.2	8.7	8.3	8.4	33.6
	PARASCANDOLA Kelia	Trets	2004	8.5	10.0	8.6	6.5	33.6
	STRIMBERG Emma	Irigny	2002	7.8	8.7	8.7	8.4	33.6
69	LECOMTE Meloe	Trets	2000	8.2	9.4	8.1	7.8	33.5
	NOVENTA Eva	Lambesc	2003	8.3	8.7	8.2	8.3	33.5
	THERMOS Emma	Chaponnay	2004	8.1	8.1	8.6	8.7	33.5
72	TIGRANOFF Coraline	Lambesc	2002	8.3	9.7	7.8	7.6	33.4
73	VAGOGNE Juliette	Chaponnay	2004	8.3	9.0	6.6	8.9	32.8
74	BIANCO Lili	Lambesc	2004	7.9	8.3	8.1	8.2	32.5
75	DE JESUS Romane	Riorges	2003	8.2	7.5	8.9	7.8	32.4
76	DEDINGER Ophelie	Irigny	2002	8.2	6.9	9.9	7.1	32.1
77	WEINBERG Ilona	Pont de Claix	2002	6.6	8.6	7.3	8.1	30.6

4. FEMININ NIVEAU3 11 + . SA_DA (individuels)

4.1. Résultats par équipes

	Equipe	Club					Total
1	Crolles	38--Gym et Rythme Crolles	27.1	34.1	33.5	34.6	129.3
	Echirolles AL	38--Echirolles Amicale Laïque Gym	26.8	33.7	34.3	34.5	129.3
3	St Priest	69--Gymnique Association Saint Priest	28.4	32.6	34.2	33.9	129.1
4	Loriol	26--Groupe Omnisports Loriolais	27.1	33.8	34.0	33.8	128.7
5	Trets	13--Gymnastique Sportive Tretsoise	27.7	32.4	33.5	33.7	127.3
6	St Martin d Hères	38--ESSM Gymnastique	28.3	30.9	32.4	34.0	125.6
7	Irigny	69--Amicale Laïque Irigny	26.3	30.7	34.1	34.4	125.5
8	Chaponnay	69--Chaponnay Gym	26.7	31.5	33.4	33.1	124.7
9	La Tour du Pin	38--L'Alerte Gymnastique la Tour du Pin	26.1	30.8	33.3	33.5	123.7
10	Vaugneray	69--Union Sportive de l'Ouest Lyonnais	26.0	32.0	32.5	32.6	123.1
11	Chateaurenard	13--Indépendante Chateaurenard	25.8	31.5	32.5	32.1	121.9
12	Anse	69--Jeunesse Ansoise	18.3	26.6	30.1	30.3	105.3

4.2. Résultats individuels

	Gymnaste	Equipe	Annee					Total
1	CUPANI Marine	St Martin d Hères	1992	10.2	11.6	11.4	11.5	44.7
2	ORAND Christelle	Echirolles AL	1987	9.0	11.8	11.6	11.8	44.2
3	THEVENET Lea	Loriol	2000	9.2	11.5	11.8	11.5	44.0
4	PYTEL Ysee	St Priest	2001	9.7	10.9	11.6	11.5	43.7
5	IEVA Juliette	Crolles	1997	9.6	11.2	11.1	11.5	43.4
6	VANBECELAERE Manon	Irigny	1998	9.0	11.1	11.5	11.7	43.3
	DE PALMA Maelle	Echirolles AL	1991	8.8	11.4	11.6	11.5	43.3
8	BERTRAND Cloe	Crolles	1999	8.2	12.0	11.3	11.6	43.1
	INGRASSIA Clara	Chaponnay	1999	9.0	11.3	11.7	11.1	43.1
10	SCAPOTTA Andrea	St Priest	1992	9.1	11.3	11.1	11.3	42.8
	BRZEZINSKA Coralie	Loriol	1995	9.1	11.1	11.4	11.2	42.8
12	LESCUREUX Tess	Crolles	1997	9.2	10.9	11.1	11.5	42.7
13	GROUSSIN Clara	Trets	1998	9.3	10.4	11.3	11.3	42.3
	JOUSSIER Camille	Trets	1996	8.7	11.5	11.0	11.1	42.3
15	GAUDARD Maureen	Loriol	1999	8.8	11.2	10.8	11.1	41.9
16	DESVIGNES Léa	La Tour du Pin	2000	8.5	10.9	10.9	11.4	41.7
17	NOUIRI Cyrine	St Priest	2001	9.6	10.4	10.8	10.7	41.5
	MASTORINO Justine	Chateaurenard	1999	8.6	10.9	11.3	10.7	41.5
	LE BERQUIER Mathilde	Vaugneray	2001	8.8	11.1	10.9	10.7	41.5
20	SOVIGNET Malaurie	Trets	1999	9.7	9.7	11.2	10.8	41.4
21	VICHERD Candice	La Tour du Pin	1998	8.7	10.4	11.2	11.0	41.3
22	PALET Océane	Chaponnay	1998	8.8	9.8	11.4	11.2	41.2
23	ROLLAND Camille	Echirolles AL	1995	8.4	10.5	10.8	11.2	40.9
24	LAMBERT Alicia	St Martin d Hères	1996	9.2	9.4	10.8	11.4	40.8

	DAMINIANI Amélie	Chateaurenard	2000	9.0	10.0	10.9	10.9	40.8
26	ZENATTI RANALDI Melissa	Trets	1999	8.4	10.5	10.5	11.3	40.7
27	LALOZ Clemence	Crolles	2000	8.3	10.2	11.1	11.0	40.6
28	CLAPIER Laurianne	La Tour du Pin	1991	8.9	9.3	11.2	11.1	40.5
29	MAURINES Roxanne	Anse	1998	9.1	9.0	11.2	11.1	40.4
30	WIRTH Catalina	Irigny	2000	8.9	9.0	11.1	11.3	40.3
	CURMI Noemie	Vaugneray	1997	8.9	10.1	10.4	10.9	40.3
	GALVIN Sandy	Echirolles AL	1993	9.0	10.3	11.1	9.9	40.3
33	DIAZ Estelle	St Priest	1993	8.5	9.0	11.5	11.1	40.1
	MESQUITA Anaïs	St Martin d Hères	1996	8.9	9.9	10.2	11.1	40.1
	LEBRUN Camille	Chaponnay	1994	8.9	10.4	10.3	10.5	40.1
36	COUTURIER Manon	Trets	1998	8.5	9.4	10.2	10.9	39.0
	MOYNE Pauline	Irigny	1998	8.3	10.6	8.8	11.3	39.0
38	BADOR Charline	Vaugneray	1992	8.0	8.9	11.2	10.7	38.8
	DECLERIEUX Oceane	Vaugneray	1997	8.3	9.7	9.8	11.0	38.8
40	JACQUIER Hélène	Loriol	2001	8.7	10.5	8.5	10.7	38.4
	AVRIL Pauline	Crolles	1998	7.9	9.1	10.7	10.7	38.4
42	TURPIN Solenn	Anse	1996	9.2	8.8	10.1	10.0	38.1
43	BOLLET Kahina	La Tour du Pin	1998	8.4	9.4	10.3	9.8	37.9
44	QUILLE Harmonie	La Tour du Pin	1989	7.4	9.5	10.7	9.7	37.3
	DUTFOY Elsa	Chateaurenard	1999	8.2	10.6	8.3	10.2	37.3
46	BONNIER Mathilde	Irigny	1990	7.8	8.3	10.8	9.7	36.6
47	ROY Pauline	Chaponnay	1998	8.3	8.7	8.1	10.6	35.7
48	CREPIEUX Emma	Chaponnay	1999	8.1	5.5	7.9	10.8	32.3
49	BENEY Gwendoline	Irigny	1998	8.4	0.0	11.5	11.4	31.3
50	BREHIN Margaux	Vaugneray	1991	0.0	10.8	10.1	9.5	30.4
51	GENETTE Mandy	Loriol	2001	8.1	0.0	10.3	10.9	29.3
52	DESCHAMPS Alexa	Chateaurenard	1996	8.2	0.0	10.3	10.5	29.0
53	ROUGE Manon	Echirolles AL	1992	0.0	8.3	10.6	9.0	27.9
54	MIASOTTI Ludyvine	Anse	1997	0.0	8.8	8.8	9.2	26.8
55	HARGREAVES Camille	St Martin d Hères	1994	8.1	9.0	8.9	0.0	26.0
56	FAURE Kathelyne	St Martin d Hères	1995	0.0	0.0	9.2	9.8	19.0

5. MASCULIN NIVEAU5 11 + . SA_DA (individuels)

5.1. Résultats par équipes

	Equipe	Club							Total
1	Vaugneray	69--Union Sportive de l'Ouest Lyonnais	37.3	37.4	38.6	33.0	40.0	38.7	225.0
2	Lozanne	69--Gym Lozanne	37.3	37.6	36.9	32.2	34.2	37.9	216.1
3	Brindas	69--A.S Brindas	35.7	36.2	39.1	29.2	38.0	37.7	215.9
4	St Priest	69--Gymnique Association Saint Priest	35.5	37.1	38.2	32.5	33.2	37.8	214.3
5	Domène	38--Etoile Sportive Doménoise	34.0	35.1	37.3	30.2	31.7	36.0	204.3
6	Rhodia Club	38--Rhodia-Club Gymnastique	35.6	33.6	36.6	29.3	32.6	35.1	202.8





5.2. Résultats individuels

	Gymnaste	Equipe	Annee							Total
1	COLOMBIN Hugues	Vaugneray	2004	10.0	9.8	9.6	8.7	9.9	9.7	57.7
2	GALLIGANI Clement	Brindas	2001	9.7	9.8	10.1	8.0	10.0	9.9	57.5
3	TARRAJAT Alexandre	Domène	2000	9.8	9.8	9.8	7.6	10.0	9.7	56.7
4	POYET Maxime	Lozanne	2002	9.6	9.7	9.8	7.5	9.6	9.7	55.9
5	CASCALES Adrien	St Priest	2000	9.1	9.3	9.5	8.0	9.7	9.8	55.4
	RIBEYRE Alexis	Vaugneray	1998	8.7	9.0	9.8	8.0	10.2	9.7	55.4
7	PINON Cristian	Vaugneray	1998	8.2	8.9	9.6	8.1	10.1	10.1	55.0
8	MOYON Baptiste	Vaugneray	2004	8.6	9.7	9.3	8.1	9.8	9.2	54.7
9	ALEXANDRE Remi	Rhodia Club	2000	8.8	9.5	9.1	8.1	9.8	8.7	54.0
10	CHERCHI Lorenzo	St Priest	2001	9.2	9.2	9.6	8.9	7.3	9.5	53.7
11	FERRY Tom	Brindas	2002	8.3	8.8	9.6	7.4	9.7	9.8	53.6
12	DEMOLLIERE Leo	Vaugneray	2002	9.0	8.8	8.9	8.1	9.7	9.0	53.5
13	VINCENT Theotime	Lozanne	2004	9.5	9.4	9.7	7.4	7.3	9.4	52.7
14	PRIME Matteo	Vaugneray	2002	9.6	8.8	9.6	6.8	8.4	8.7	51.9
15	PILLONETTO Pierre	St Priest	2003	9.2	9.2	9.5	8.0	7.0	8.9	51.8
16	DURAND Clement	Rhodia Club	2001	9.2	8.3	9.4	6.4	9.1	9.3	51.7
17	BARBER Gregory	St Priest	2001	8.0	9.4	8.7	7.6	8.3	9.4	51.4
	DACHRAOUI Mohamed-ali	Brindas	2001	7.4	8.8	9.7	6.4	9.8	9.3	51.4
19	ESPARRON Mathieu	Brindas	2004	9.2	8.8	9.7	6.4	8.5	8.2	50.8
20	LEPINAY Mattéo	Domène	2001	6.6	8.5	9.8	7.5	9.0	9.1	50.5
21	DEBEC Hugo	St Priest	2000	7.5	8.9	9.6	7.1	7.9	9.1	50.1
22	FAY Killian	Domène	2003	7.9	8.9	9.0	7.9	6.9	8.9	49.5
23	HUGUET Cyril	Lozanne	2002	9.3	9.1	8.1	7.3	6.9	8.6	49.3
24	PEYRACHE Romain	Lozanne	2002	8.3	9.2	7.1	7.8	7.1	9.0	48.5
25	GAZZARATA Simon	Brindas	2004	8.5	7.6	8.9	7.4	6.8	8.7	47.9
26	LICHTER Sylvain	Rhodia Club	2003	8.9	7.1	9.2	7.4	5.2	9.3	47.1
27	COUPLIERE Ronan	Lozanne	2000	0.0	9.3	9.3	8.8	9.8	9.8	47.0
28	TERRIER-RAUZY Thomas	Lozanne	2003	8.9	6.7	7.3	8.1	7.5	8.0	46.5
29	LIANNE Matéo	Domène	2004	8.2	7.9	8.7	6.9	5.4	8.3	45.4
30	CARRET Sylvain	Domène	2004	8.1	5.5	8.1	7.2	5.8	8.3	43.0
31	BOUVIER Mathieu	St Priest	2002	8.0	7.4	5.0	6.1	5.9	7.4	39.8
32	AFANASSIEFF Pierre louis	Rhodia Club	1998	7.8	8.7	8.9	0.0	7.7	6.4	39.5





33	SOFFIETTI Florian	Domène	2004	7.6	5.8	7.1	5.2	5.2	7.8	38.7
34	HOUADJI Redwan	Rhodia Club	2004	8.7	3.1	0.0	7.4	6.0	7.8	33.0

6. FEMININ NIVEAU5 14-18 ans . SA_DA (individuels)

6.1. Résultats par équipes

	Equipe	Club					Total
1	St Rambert d Albon	26--ASCR Gym	33.9	37.6	40.4	38.8	150.7
2	Bron 2	69--Amicale Laique de Bron	33.5	39.3	38.2	37.7	148.7
3	Bron 1	69--Amicale Laique de Bron	33.0	39.5	37.7	37.6	147.8
	Renaison	42--Amicale Laique Sportive Renaison	33.8	38.1	37.4	38.5	147.8
5	Nivolas Vermelle	38--Nivolas ALEP Espoir Gymnique	33.3	39.7	36.8	37.0	146.8
6	Crolles	38--Gym et Rythme Crolles	32.7	38.1	37.3	34.6	142.7
7	St Priest	69--Gymnique Association Saint Priest	31.8	37.1	36.8	35.4	141.1
8	Chaponnay	69--Chaponnay Gym	32.0	34.2	38.2	36.4	140.8
9	Autun	71--La Vaillante	32.1	35.5	36.4	35.1	139.1
10	Lambesc	13--ALSL Lambesc	33.0	35.7	35.6	32.8	137.1
11	Domène	38--Etoile Sportive Doménoise	31.7	32.7	34.2	36.3	134.9
12	Apprieu	38--Apprieu Avant Garde Section Gym	32.8	33.2	35.6	36.1	134.7 (3.0)







6.2. Résultats individuels

	Gymnaste	Equipe	Annee					Total
1	MARTOS Lorrie	St Rambert d Albon	1999	8.6	9.6	10.6	9.8	38.6
2	BARBIERE Carole	Bron 2	1998	8.1	10.3	10.0	9.4	37.8
3	GOETINCK Sarah	St Rambert d Albon	1998	8.6	10.3	9.1	9.6	37.6
	BANZET Elodie	Bron 1	1999	8.8	10.0	9.5	9.3	37.6
5	DREUILLET Marianne	Crolles	2000	8.2	10.0	9.9	9.4	37.5
	KISRANE Inès	Bron 2	2000	8.6	9.8	9.5	9.6	37.5
7	REYNAUD Ambre	St Rambert d Albon	2001	8.2	9.4	9.9	9.9	37.4
8	PAQUIER Fanny	Autun	1999	8.0	9.9	9.7	9.7	37.3
9	PIOLAT Ludivine	Nivolas Vermelle	2000	8.2	10.1	9.2	9.6	37.1
10	MOUTTET Noémie	Renaison	2000	8.8	9.3	9.2	9.7	37.0
11	LUAIRE Léa	Bron 1	1997	8.0	10.3	9.4	9.2	36.9
	MARTIN Chloe	Renaison	1998	8.0	9.8	9.7	9.4	36.9
13	BERLINGARD Mélanie	Bron 1	1997	7.9	9.6	9.4	9.7	36.6
14	METRAL Lucie	Bron 2	2000	8.3	9.3	9.4	9.5	36.5
	MAILLES Clara	Nivolas Vermelle	1998	8.5	9.8	9.7	8.5	36.5
	DONAZZOLO Laura	Chaponnay	2001	8.1	9.3	9.5	9.6	36.5
	BATU Cassandra	Autun	1998	7.9	9.7	9.7	9.2	36.5
18	CHETTIH Mahira	Bron 1	1999	8.3	9.3	9.4	9.4	36.4
	MARTINEZ Heloise	Bron 2	1999	8.2	9.7	9.3	9.2	36.4
20	MATHEVET Chloé	Nivolas Vermelle	1998	7.9	10.3	8.6	9.4	36.2
21	ROBESSON Morgane	Apprieu	1999	8.3	8.9	9.2	9.6	36.0
	PICOT-GUERAUD Marie	Nivolas Vermelle	1997	8.5	9.5	8.8	9.2	36.0
	JACQUET Ambre	Renaison	2000	8.1	9.2	9.7	9.0	36.0
24	BOUGNARD Céilia	Domène	2001	7.7	9.4	9.3	9.5	35.9
	BLANCHARD Noemie	Apprieu	1997	8.4	9.0	9.2	9.3	35.9







26	MARTINEZ Charlene	Bron 2	1999	8.4	9.5	9.3	8.6	35.8
27	GUIGUET Justine	St Priest	2000	7.8	9.0	9.0	9.9	35.7
28	SAUNIER Cassandra	St Rambert d Albon	1999	7.9	8.3	9.8	9.5	35.5
29	RODRIGUES Cecile	St Priest	2001	7.7	8.9	9.1	9.7	35.4
30	CAZEAUX Jeanne	Crolles	1999	8.2	10.0	9.0	7.9	35.1
31	GOMES Marine	Lambesc	1999	8.6	9.1	8.0	9.3	35.0
	DUBUS Andrea	Crolles	2000	8.0	9.2	8.7	9.1	35.0
	MARTIN Maelys	Bron 1	1998	7.8	9.6	9.1	8.5	35.0
34	AZNAR Cloe	Lambesc	1998	8.4	9.3	9.5	7.7	34.9
35	DEROUVROY Margaud	St Priest	1999	8.2	9.7	9.8	7.1	34.8
36	MOLEINS Lisa	Nivolas Vermelle	2000	8.1	8.7	9.1	8.8	34.7
37	LAPALUS Solène	Renaison	2001	8.6	7.0	8.8	9.9	34.3
	CHARVOZ Marine	Chaponnay	2001	7.7	7.8	9.6	9.2	34.3
39	SCHMITT Montaine	Crolles	2000	8.2	8.9	9.6	7.5	34.2
	ROULLIN Audrey	Autun	1997	8.3	9.1	8.8	8.0	34.2
41	MATHERON Oceane	Lambesc	1999	8.1	8.6	9.1	8.2	34.0
	BRUEL Léonie	Renaison	1998	8.2	9.8	7.6	8.4	34.0
43	CARRET Estelle	Domène	1998	8.0	8.3	7.9	9.2	33.4
	AZNAR Laurie	Chaponnay	2001	8.1	8.3	9.3	7.7	33.4
45	CHAVE Mathilde	Lambesc	1999	7.9	8.7	9.0	7.6	33.2
	MORI Lena	Apprieu	2000	8.3	7.6	8.4	8.9	33.2
47	REY Joelline	Domène	1997	8.5	7.5	8.0	9.1	33.1
48	GRUAS Mathilde	Bron 1	1998	7.6	9.1	7.8	8.5	33.0
	DELECROIX Julia	Chaponnay	2000	8.1	6.1	9.8	9.0	33.0
50	BOMBARD Rosalie	St Priest	2000	7.3	8.6	8.9	7.9	32.7
	LAURENT Manon	St Priest	2000	8.1	9.5	7.2	7.9	32.7
52	TONON Fanélie	Domène	1998	7.5	7.5	9.0	8.5	32.5
	MARTIN Marie	Chaponnay	1999	7.7	8.8	9.0	7.0	32.5
54	GUERINOT Célia	Chaponnay	2000	6.9	7.2	8.9	8.6	31.6
55	GALICHON Chloe	Renaison	2000	8.2	6.6	7.2	9.5	31.5
56	THOMAS Laura	Apprieu	1999	7.8	6.6	8.8	8.2	31.4
57	CARLIN Ana	Crolles	2000	8.1	6.0	8.8	8.2	31.1
58	GEVAUDAN Jeanne	Apprieu	1998	7.7	7.7	7.2	8.3	30.9
59	FLETY Jeanne	Autun	1998	7.9	6.8	7.3	7.3	29.3
60	ANDRIOT Amelie	Autun	2000	6.6	3.5	7.7	8.2	26.0
61	BOUILLOT Floriane	Autun	1999	7.8	0.0	8.2	8.0	24.0
62	DA FONSECA Julie	Domène	1998	6.4	6.2	0.0	7.5	20.1
63	MICHALLON Sophie	Apprieu	2000	7.3	3.2	3.2	5.9	19.6
64	LAFUMA Eva	St Rambert d Albon	1998	8.5	0.0	10.1	0.0	18.6

7. MASCULIN NIVEAU3 11 + . SA_DA (individuels)

7.1. Résultats par équipes

	Equipe	Club							Total
1	Amplepuis	69--La Fraternelle	33.1	31.0	33.7	29.5	34.2	32.9	194.4
2	Savigny	69--ASC Savigny	31.9	27.5	31.2	27.5	34.8	29.1	182.0
3	Rhodia Club	38--Rhodia-Club Gymnastique	34.0	23.2	32.1	27.0	35.3	30.1	181.7
4	Givors	69--Independante Givors	31.1	25.0	28.9	26.4	34.5	26.7	172.6
5	Tullins	38--Tullins la Vaillante	32.4	22.6	27.9	24.1	28.9	28.3	164.2

7.2. Résultats individuels





	Gymnaste	Equipe	Anne e							Total
1	DA SILVA Florian	Amplepuis	1992	11.0	11.3	11.9	9.5	12.2	11.4	67.3
2	BROTEL Tristan	Tullins	1995	11.8	10.5	11.5	9.0	11.1	11.0	64.9
3	CHRISTOPHLE Rémi	Amplepuis	1991	9.9	10.4	11.4	9.6	11.5	11.1	63.9
4	BUTTY Pierrick	Amplepuis	2002	11.9	9.1	10.4	10.4	10.4	10.4	62.6
5	AFANASSIEF Axel	Rhodia Club	2000	11.5	7.5	10.1	9.8	11.8	11.2	61.9
6	BOUCHARD Nicolas	Savigny	1989	11.6	9.0	11.3	8.8	10.8	9.6	61.1
7	CLOPET Antonin	Rhodia Club	1996	11.1	9.1	11.0	8.3	11.6	9.6	60.7
8	ROBERT Damien	Savigny	1997	11.5	10.9	9.5	9.9	12.0	5.3	59.1
9	CLAVEL Nicolas	Givors	1989	8.4	6.9	10.7	8.9	12.1	10.9	57.9
10	WACHTEL Thomas	Rhodia Club	2001	11.4	6.6	11.0	8.9	11.9	7.9	57.7
11	GUILLEMIN Kilian	Givors	1996	10.9	6.9	9.1	9.2	11.3	8.5	55.9
12	GUILLERMIN Luc	Amplepuis	1998	10.2	9.3	9.4	9.1	10.5	6.3	54.8
13	CARDOSO Dimitri	Givors	1994	8.2	11.2	9.1	7.8	10.6	7.3	54.2
14	BESSON Thomas	Savigny	1990	8.8	5.7	10.4	8.8	11.2	8.9	53.8
15	DESHIERE Romain	Tullins	1984	11.0	5.9	7.6	6.0	10.5	10.9	51.9
16	ROLLET Mathias	Givors	1996	11.8	6.8	7.6	8.1	11.1	4.6	50.0
17	JAMONAC Matthias	Tullins	1996	9.6	6.2	8.8	9.1	7.3	6.4	47.4
18	DELCASSOU Lilian	Rhodia Club	2000	6.9	2.8	9.4	8.0	10.3	9.3	46.7
19	BILLON GALLAND Maxime	Savigny	1996	5.8	7.4	8.1	8.6	10.0	5.7	45.6
20	ROBERT Loïc	Givors	2000	5.5	6.0	7.8	8.3	10.3	6.4	44.3
21	DURAND Lucas	Savigny	1988	0.0	7.6	0.0	8.6	11.6	10.6	38.4
22	PEYRAUD Alexis	Amplepuis	2001	7.8	3.0	5.8	7.0	6.2	5.8	35.6

8. FEMININ NIVEAU6 14-18 ans . SA_DA (individuels)

8.1. Résultats par équipes





	Equipe	Club					Total
1	Bourg St Maurice	73--BSM Gym Bourg St Maurice	33.0	36.0	35.9	36.3	141.2
2	Vaugneray	69--Union Sportive de l'Ouest Lyonnais	31.6	37.7	32.8	38.8	140.9
3	Limonest	69--A.S.C.J.L. Limonest	29.8	36.7	33.0	38.0	137.5
4	Martigues	13--Sports Loisirs Culture Martigues	31.1	36.9	35.8	33.1	136.9
5	Irigny	69--Amicale Laique Irigny	30.0	34.7	32.1	37.3	134.1
6	Trets	13--Gymnastique SportiveTretsoise	31.3	34.4	32.2	35.7	133.6

8.2. Résultats individuels

	Gymnaste	Equipe	Annee					Total
1	FERRAND Alexandra	Bourg St Maurice	2000	8.6	9.6	9.5	9.6	37.3
2	DONNAY Lucile	Irigny	2000	8.5	10.1	8.4	9.5	36.5
3	BLASCO Rose	Vaugneray	1999	8.5	9.6	8.3	9.8	36.2
4	SUCHAN Chlea	Martigues	2000	8.4	9.8	8.9	8.8	35.9
5	GOMICHOE Emma	Limonest	1999	7.6	9.2	9.0	9.5	35.3
	PAULE Marion	Limonest	2000	7.4	9.1	8.9	9.9	35.3
7	DAMIEN Charlene	Irigny	2001	6.9	10.0	8.8	9.4	35.1
8	CAMBAY Ophelie	Trets	2001	7.9	9.5	8.1	9.3	34.8
	CARNEIRO Leana	Vaugneray	1999	8.1	8.9	8.0	9.8	34.8
	CAMELIN Adèle	Bourg St Maurice	1999	8.3	8.1	9.0	9.4	34.8
11	PARDIN Berenice	Vaugneray	1999	7.4	9.7	7.8	9.8	34.7
	ROCCHIA Perrine	Bourg St Maurice	1999	8.5	9.2	8.3	8.7	34.7
13	LEMOINE Pauline	Limonest	2000	7.4	9.5	8.2	9.5	34.6
14	MATHLOUTHI Myriam	Trets	2001	8.3	8.5	8.8	8.9	34.5
15	COLLOMB Andrea	Vaugneray	1999	7.6	9.5	7.9	9.1	34.1
16	BENAOUDA Dana	Martigues	2000	7.5	9.3	9.0	7.3	33.1
17	CAMPUS Emma	Martigues	1999	7.8	8.8	8.8	7.6	33.0
18	GIRAUDY Charlotte	Bourg St Maurice	1999	7.1	7.6	9.1	8.6	32.4
19	GAUTHIER Emma	Trets	2000	7.5	8.7	7.9	8.2	32.3
20	VANDEBEUQUE Flore	Limonest	2000	7.4	8.9	6.7	9.1	32.1
21	SANNA Fiona	Trets	2001	7.6	7.7	7.4	9.3	32.0
	GARABEDIAN Alicia	Vaugneray	1998	6.8	8.0	7.8	9.4	32.0
23	KOUGNON Nelly	Irigny	2001	8.0	6.8	7.7	9.3	31.8
24	ABONDANCE Alexandrine	Bourg St Maurice	1999	7.6	9.1	6.9	7.9	31.5
25	GANIVET Maëlla	Bourg St Maurice	2000	7.4	7.6	8.2	7.9	31.1
26	GARMIRIAN Elsa	Martigues	1999	6.8	8.4	7.0	8.6	30.8
27	POUETTE Elsa	Martigues	2001	6.4	8.2	9.1	6.8	30.5
28	JACQUIN Lorie	Vaugneray	1999	6.5	6.6	8.6	8.1	29.8
29	LAMAT Perrine	Limonest	1999	6.5	8.4	6.9	7.6	29.4
30	BRUNOIS Lou ann	Irigny	2000	6.6	5.5	7.2	9.1	28.4
31	GOMEZ Laetitia	Martigues	2000	7.4	9.0	0.0	8.1	24.5
32	BOUDIN Lucie	Irigny	2000	0.0	7.8	6.6	7.2	21.6

9. FEMININ NIVEAU4 11 + . SA_DA (individuels)

9.1. Résultats par équipes

	Equipe	Club					Total
1	Carnoux Cassis	13--Carnoux - Cassis	28.7	34.8	31.5	33.5	128.5
2	Vénissieux 2	69--CMO Vénissieux	27.8	34.0	33.0	33.4	128.2
3	Riorges	42--Olympique Riorges Gymnastique	26.8	34.4	32.7	33.9	127.8
4	Pont de Claix	38--Pont de Claix Amicale Gymnique	27.2	32.3	33.5	34.2	127.2
5	St Priest	69--Gymnique Association Saint Priest	25.7	33.7	33.1	32.6	125.1
6	Bourg de Péage	26--UGAP Gym Bourg de Peage	28.2	32.0	31.4	33.3	124.9
7	Lambesc	13--ALSL Lambesc	27.1	32.5	32.9	32.2	124.7
8	Pont de Beauvoisin	38--La Sentinelle	25.8	33.0	31.5	32.7	123.0
9	Echirolles AL	38--Echirolles Amicale Laique Gym	25.5	32.6	31.3	32.8	122.2
10	Pierre Bénite	69--Patronage Laique de Pierre Bénite	26.1	33.2	30.9	31.0	121.2
11	Savigny	69--ASC Savigny	25.7	32.7	31.3	30.7	120.4
12	Boen AL	42--Amicale Laique de Boen	26.6	30.7	32.0	30.8	120.1
13	Vaugneray	69--Union Sportive de l'Ouest Lyonnais	25.2	32.1	31.4	30.6	119.3
14	Aubagne Gym	13--Aubagne Gym	25.6	30.1	31.4	31.3	118.4
15	Amplepuis	69--La Fraternelle	26.8	32.2	31.5	30.2	117.7 (3.0)







9.2. Résultats individuels

	Gymnaste	Equipe	Annee					Total
1	SIMON Marie	Riorges	1992	9.1	11.9	11.8	11.5	44.3
2	CHARMASSON Manon	Carnoux Cassis	1997	10.2	11.7	10.4	11.3	43.6
3	REY Margaux	Bourg de Péage	2003	10.1	11.1	11.0	11.3	43.5
4	BOUSAHLA Myriam	Vénissieux 2	2001	9.4	11.5	11.4	11.1	43.4
5	CANTALUPPI Clémentine	Vénissieux 2	1998	8.9	11.5	11.1	11.3	42.8
6	FORESTIER Nolwenn	Pont de Claix	1996	9.3	10.5	11.3	11.4	42.5
	COSTA Anais	Carnoux Cassis	2000	9.0	11.7	10.7	11.1	42.5
8	SALLE Adeline	Lambesc	1992	9.5	10.8	11.0	11.1	42.4
	RAFFAELLY Roxane	Carnoux Cassis	1999	9.5	11.4	10.4	11.1	42.4
10	JULIEN Manon	Pont de Claix	1999	8.8	10.8	11.1	11.5	42.2
11	VIGANNE Chloe	Riorges	2000	9.1	11.4	10.4	11.2	42.1
12	DJOMBE Miliana	Vénissieux 2	2002	9.1	11.0	10.5	11.0	41.6
13	GUENARD Cadine	St Priest	1998	8.3	11.2	11.1	10.9	41.5
	THIBAUT Manon	Lambesc	1992	8.8	10.9	11.2	10.6	41.5
	CRESPO Laura	Bourg de Péage	2004	9.1	10.9	10.5	11.0	41.5
16	COLAVIN Célia	Pierre Bénite	1997	8.0	11.4	10.8	11.2	41.4
	VILLETTELE Manon	Riorges	2000	8.6	11.1	10.5	11.2	41.4
	URSO Chloé	Pont de Beauvoisin	2002	8.0	11.0	11.3	11.1	41.4
19	LIVRIERI Valentine	Echirolles AL	1999	8.6	11.2	10.2	11.3	41.3
20	MAUPAS Maeva	St Priest	1994	8.9	11.4	11.1	9.7	41.1
	DUPRAZ Léa	Pont de Beauvoisin	1999	8.6	11.6	9.7	11.2	41.1
22	MARANO Ninon	Boen AL	2001	8.8	10.7	11.1	10.3	40.9







23	PERRET Chloé	Amplepuis	1994	9.0	10.6	10.4	10.8	40.8
	EMMA Nais	Lambesc	1999	8.8	10.8	10.7	10.5	40.8
25	GALVIN Kathleen	Echirolles AL	1997	8.6	10.5	10.7	10.9	40.7
26	MAUPAS Marion	St Priest	1990	8.4	10.7	10.7	10.7	40.5
	LEBRAS Stéphanie	Vénissieux 2	1995	9.3	10.6	10.4	10.2	40.5
28	LEFEBVRE Solene	Echirolles AL	1995	8.3	10.9	10.4	10.6	40.2
	MAGGUILI Clara	Pont de Claix	2001	9.1	11.0	11.1	9.0	40.2
30	CELESTINE Sharone	St Priest	1998	8.4	10.1	10.6	11.0	40.1
	LAMBERT Olympe	Vaugneray	1997	8.8	11.1	9.5	10.7	40.1
	BOURRAT Anne sophie	Savigny	1998	9.1	10.2	10.5	10.3	40.1
33	PERRET Clémence	Amplepuis	1997	8.3	11.1	10.6	10.0	40.0
34	GUIGUET Jade	St Priest	1998	8.4	11.1	10.9	9.5	39.9
35	DARGERER Johanna	Savigny	1996	8.2	10.7	10.6	10.1	39.6
	GRAVICHE Sabrina	Savigny	1994	8.1	11.0	10.2	10.3	39.6
37	JAMPY Marion	Aubagne Gym	1998	8.3	10.1	10.5	10.6	39.5
38	MESQUIDA Marine	Vaugneray	1993	8.3	10.3	10.8	9.9	39.3
39	BÉRARD Manon	Bourg de Péage	2003	9.0	10.0	9.1	11.0	39.1
40	PALMERI Méline	Aubagne Gym	2001	7.6	10.8	10.3	10.3	39.0
41	CHAPOT Gaëlle	Boen AL	1999	8.4	10.0	10.5	10.0	38.9
42	CHARRET Elina	Boen AL	1999	9.1	10.0	10.4	9.2	38.7
	DELGADO Célie	Pierre Bénite	1999	8.0	10.8	9.0	10.9	38.7
	REINICHE Manon	Bourg de Péage	1999	8.9	8.9	9.9	11.0	38.7
45	LAMBERT Cassandre	Vaugneray	2000	7.8	10.7	10.3	9.7	38.5
46	DUPRAZ Agathe	Pont de Beauvoisin	2002	8.3	10.4	9.3	10.3	38.3
	MILLARD Lisa	Pont de Beauvoisin	2001	8.5	10.4	9.5	9.9	38.3
	POTTER Axelle	Carnoux Cassis	2002	8.0	10.5	10.3	9.5	38.3
49	BARTHOLIN Lucile	Boen AL	2000	8.2	9.4	9.9	10.5	38.0
	HARHOURA Flavie	Pierre Bénite	2001	9.1	11.0	9.9	8.0	38.0
51	DELAUCHE Anamee	Boen AL	2001	8.7	10.0	9.8	9.1	37.6
52	BEZIN Celiane	Savigny	1999	8.4	11.0	8.8	9.2	37.4
53	GODEFROY Chloé	Pont de Beauvoisin	1997	8.7	7.7	10.5	10.4	37.3
54	WITTLING Vanessa	Pierre Bénite	1989	8.3	9.6	10.2	8.9	37.0
55	BARBASON Lise	Amplepuis	1998	9.3	9.8	8.4	9.4	36.9
	DESCHAMPS Eglantine	Riorges	2000	8.1	8.0	10.3	10.5	36.9
57	JUNIQUE Priscillia	Vaugneray	1995	8.1	10.0	10.3	8.4	36.8
58	LECLERC Morgane	Aubagne Gym	2002	8.8	6.9	10.6	10.3	36.6
59	SCHINTU Florence	Aubagne Gym	1998	8.5	9.2	7.6	10.4	35.7
	DUCARRE Candice	Savigny	1992	8.0	10.2	9.4	8.1	35.7
61	AUPLAT Léa	Amplepuis	2000	8.0	8.1	10.5	9.0	35.6
62	BARBERET Adeline	Amplepuis	2002	8.5	10.5	8.8	6.8	34.6
63	ROMERA Mathilde	Pierre Bénite	2002	8.7	7.0	8.4	7.0	31.1
64	BASCON Ines	Pont de Claix	1998	8.8	0.0	10.9	10.9	30.6
65	SZULZEWSKI Anne	Vaugneray	1995	7.2	2.7	10.3	10.0	30.2
66	ESCUDIE Juliette	Carnoux Cassis	1998	8.1	0.0	10.3	9.3	27.7
67	TORRENTE Camille	Lambesc	1995	8.7	10.1	8.5	0.0	27.3
68	FROBERT VELUIRE Marie	Riorges	1997	8.1	10.1	8.4	0.0	26.6
69	COLLIN Maguelone	Pont de Claix	1998	0.0	9.7	0.0	11.3	21.0

10. MASCULIN NIVEAU4 11 + . SA_DA (individuels)

10.1. Résultats par équipes

	Equipe	Club							Total
1	Nivolas Vermelle 1	38--Nivolas ALEP Espoir Gymnique	33.1	32.4	32.4	28.7	33.7	32.8	193.1
2	Bourg de Thizy	69--Enfants de la Trambouze	32.2	32.5	32.9	26.7	33.8	32.4	190.5
3	St Genis les Ollières	69--Entente St Genoise	31.9	30.1	31.3	25.3	33.0	30.6	182.2

10.2. Résultats individuels

	Gymnaste	Equipe	Anne e							Total
1	LAURENT Alexandre	Nivolas Vermelle 1	1985	11.1	10.9	10.8	9.6	11.4	11.0	64.8
2	VALOUR Gregory	Nivolas Vermelle 1	1989	11.1	10.8	10.8	9.8	10.9	11.0	64.4
3	BOURASSAUD Julien	Bourg de Thizy	1996	10.8	10.6	11.2	8.9	11.3	11.3	64.1
4	LATHUILLERE Hadrien	Bourg de Thizy	1992	10.9	10.9	11.0	8.8	11.4	10.2	63.2
5	DAHOUAME Etienne	St Genis les Ollières	1999	10.7	10.5	10.9	9.3	11.2	10.5	63.1
6	COLLIARD-PIRAUD Kevin	Nivolas Vermelle 1	1988	10.9	10.7	10.0	9.3	11.2	10.8	62.9
7	NARBOUX Nathan	Bourg de Thizy	1997	9.4	11.0	10.7	9.0	11.1	10.9	62.1
8	BARRAL Baptiste	Nivolas Vermelle 1	1988	9.1	9.6	10.8	8.2	10.5	9.7	57.9
9	LAMBERT Adrien *	Voreppe	2000	9.6	10.5	9.8	9.1	11.1	6.7	56.8
10	PASCALE Romain	St Genis les Ollières	1992	11.5	10.8	11.1	0.0	11.6	11.2	56.2
11	DRU Dorian	St Genis les Ollières	1999	9.7	8.8	9.3	7.9	10.2	8.9	54.8
12	CONTEGAT Jérémie	Nivolas Vermelle 1	2000	9.0	9.5	9.6	0.0	11.1	9.4	48.6
13	PONTILLE Stéphane	Bourg de Thizy	1998	10.5	8.6	5.3	7.7	10.0	6.3	48.4
14	VINIOSA Axel	St Genis les Ollières	2002	8.3	7.2	0.0	7.9	7.6	6.0	37.0
15	CHEVALIER Clement	St Genis les Ollières	1998	0.0	6.9	8.3	8.1	8.8	0.0	32.1

11. MASCULIN NIVEAU4 11-18 ans . SA_DA (individuels)

11.1. Résultats par équipes







	Equipe	Club							Total
1	Vaugneray	69--Union Sportive de l'Ouest Lyonnais	32.2	30.9	33.1	28.5	34.1	31.9	190.7
2	Francheville	69--Gym Dans'	29.4	30.4	32.1	26.7	30.7	30.4	179.7
3	Villefranche sur Saone	69--Union Gymnique Villefranche	29.9	31.0	30.6	24.3	32.6	26.0	174.4
4	Tullins	38--Tullins la Vaillante	28.6	29.6	28.2	24.8	26.1	27.7	165.0
5	St Priest	69--Gymnique Association Saint Priest	30.7	24.8	27.5	16.6	28.6	27.3	152.5 (3.0)

11.2. Résultats individuels







	Gymnaste	Equipe	Annee							Total
1	JACOUD Lancelot	Vaugneray	1998	11.0	10.0	11.1	9.9	11.5	11.1	64.6
2	DESMAISON Tom	Vaugneray	2000	10.8	10.1	10.7	10.1	11.2	10.7	63.6
3	MARTIN Lucas	Vaugneray	1999	10.4	10.8	11.1	8.5	11.4	10.1	62.3
4	LEREDOTTE Raphael	St Priest	2001	11.0	9.8	10.6	8.2	11.2	11.2	62.0
5	TALLENT Robin	Francheville	2001	10.8	10.2	9.4	8.6	10.5	10.9	60.4
6	PICHON Thibaut	Tullins	1999	11.2	9.7	9.9	9.4	10.4	8.8	59.4
7	MONTEL Elliot	Villefranche sur Saone	2000	10.8	10.2	11.0	7.7	11.4	7.9	59.0
8	RIVIER Baptiste	Francheville	2002	9.4	10.0	11.2	9.1	8.3	9.8	57.8
9	AVICE Lucas	Francheville	2000	8.9	10.2	10.7	7.4	10.4	9.7	57.3
10	MARET Jordan	Villefranche sur Saone	2000	8.7	10.1	8.8	7.9	10.6	9.6	55.7
11	DUBARRY Matteo	Vaugneray	2000	9.6	9.1	10.9	8.2	8.8	8.8	55.4
12	LOPEZ Thomas	St Priest	2000	8.9	7.6	10.6	8.4	10.0	9.5	55.0
13	LELEU Valentin	Villefranche sur Saone	2000	8.6	10.4	10.8	8.1	10.6	6.4	54.9
	PIAZZA Baptiste	Villefranche sur Saone	2001	9.6	10.4	8.2	8.0	10.2	8.5	54.9
15	DURA Nathan	Francheville	2004	9.2	9.6	10.2	9.0	7.5	9.2	54.7
16	LAURENT Max	Francheville	2004	9.1	8.2	9.7	8.0	9.8	9.2	54.0
17	DUBUS Mael	Tullins	1999	8.0	10.3	9.8	7.8	8.2	9.2	53.3
18	GIRY Lucas	Tullins	2000	9.4	9.6	8.5	7.6	7.5	9.7	52.3
19	JACQUIN Dylan	Vaugneray	2001	8.3	6.4	10.7	6.9	10.5	8.8	51.6
20	GUICHARD Hugo	Villefranche sur Saone	2001	9.5	8.8	7.1	8.2	8.6	6.7	48.9
21	FELLAGUE Reda	St Priest	2001	10.8	7.4	6.3	0.0	7.4	6.6	38.5

12. MASCULIN NIVEAU3 11-18 ans . SA_DA (individuels)

12.1. Résultats par équipes


	Equipe	Club							Total
1	Pont de Beauvoisin	38--La Sentinelle	29.7	26.3	28.1	25.9	32.8	30.1	172.9
2	St Genis les Ollières	69--Entente St Genoise	28.5	29.1	26.2	27.9	29.3	25.2	166.2

12.2. Résultats individuels







	Gymnaste	Equipe	Annee							Total
1	MORELLON Pierrick	St Genis les Ollières	1999	10.3	11.3	10.0	9.9	11.1	11.4	64.0
2	BIMMEL Luc	Pont de Beauvoisin	1998	10.0	8.7	9.2	8.6	11.1	10.0	57.6
3	CHOIRAT Rémi	Pont de Beauvoisin	1999	9.5	6.9	9.7	8.8	11.4	10.1	56.4
4	HUMBERT Thibaud	Pont de Beauvoisin	1999	8.0	8.3	9.2	8.5	9.1	10.0	53.1
5	LEVICONTE Evan	Pont de Beauvoisin	2002	10.2	9.3	6.7	8.5	10.3	7.1	52.1
6	JOUSSE Foucauld	St Genis les Ollières	2001	7.3	9.5	8.3	9.0	7.6	8.4	50.1
7	DREUX Justin	St Genis les Ollières	2001	10.9	4.7	5.2	9.0	9.2	2.3	41.3
8	GIZOLME Martin	St Genis les Ollières	2002	5.5	4.6	7.9	8.4	6.9	5.4	38.7
9	MOUILLET Leonard	St Genis les Ollières	2000	0.0	8.3	7.6	8.5	9.0	4.6	38.0

13. MASCULIN NIVEAU1 11 + . SA_DA (individuels)

13.1. Résultats par équipes

	Equipe	Club							Total
1	Vaugneray	69--Union Sportive de l'Ouest Lyonnais	27.1	28.7	31.7	28.2	25.5	21.5	162.7

13.2. Résultats individuels








	Gymnaste	Equipe	Année							Total
1	GIUFFRIDA Guillaume *	Jonage	1994	10.3	12.9	12.1	10.3	10.7	11.4	67.7
2	PONVIANNE Pierre	Vaugneray	1993	8.9	9.8	12.4	9.1	9.1	8.6	57.9
3	GAILLARD Florent	Vaugneray	1989	8.5	9.3	10.7	9.6	7.4	0.0	45.5
4	GUILLET Alex	Vaugneray	1996	9.7	9.6	0.0	9.0	9.0	7.8	45.1
5	FERRE Lucas	Vaugneray	1999	6.7	4.4	8.6	9.5	7.1	5.1	41.4
6	PAPOT Cédric	Vaugneray	1987	0.0	8.8	0.0	0.0	0.0	0.0	8.8

14. MASCULIN NIVEAU2 11 + . SA_DA (individuels)

14.1. Résultats par équipes

	Equipe	Club								Total
--	--------	------	---	---	--	---	---	---	---	-------

14.2. Résultats individuels

	Gymnaste	Equipe	Anne e								Total
1	ROCHAND Loic *	St Genis les Ollières 1 (indiv)	1991	12.8	8.7	11.4	12.2	12.2	11.3	68.6	