









Résultats de la compétition
départementale filière nationale
Lyon 7ème
Dimanche 24 Janvier 2016

1. FEMININ NIVEAU6 11-15 ans . SA_DA (individuels)

1.1. Résultats par équipes

	Equipe	Club					Total
1	Belleville sur saone 3	Gym club belleville beaujolais	33.1	37.4	38.9	39.3	148.7
2	St Genis les Ollières	Entente St genoise	33.4	38.2	38.3	36.9	146.8
3	Gerland Mouche	A. L. gerland mouche	31.3	37.1	39.6	38.0	146.0
4	St Priest 2	Gymnique association saint priest	32.2	38.9	38.5	36.1	145.7
5	Irigny	Amicale laique irigny	32.2	36.7	37.8	38.0	144.7
6	Belleville sur saone 2	Gym club belleville beaujolais	31.6	37.9	37.0	37.9	144.4
7	Belleville sur saone 1	Gym club belleville beaujolais	31.5	38.3	37.7	36.2	143.7
8	Pierre Bénite	Patronage laïque de Pierre Bénite	32.3	37.1	36.5	37.7	143.6
9	Lyon 1	PL Vilette Paul Bert	32.2	35.1	37.0	37.7	142.0
10	Vilette d Anthon	Vilette gym	29.6	38.4	36.6	36.8	141.4
11	Vaugneray	Union sportive de l'ouest lyonnais	30.2	36.8	37.1	34.9	139.0
12	Limonest	A.S.C.J.L. Limonest	30.8	34.0	36.6	36.5	137.9
13	Meyzieu	FJEP Meyzieu	31.8	34.8	35.8	34.4	136.8
14	Chaponnay 2	Chaponnay gym	28.3	36.2	33.6	36.1	134.2
15	Chaponnay 1	Chaponnay gym	30.3	35.3	34.3	33.9	133.8
16	St Priest 1	Gymnique association saint priest	30.1	30.0	37.5	35.4	133.0
17	Marcy charbonnières	As marcy-charbonnières	28.2	28.0	34.6	33.8	124.6
18	Lyon 2	PL Vilette Paul Bert	32.9	24.7	34.5	27.4	119.5

1.2. Résultats individuels

	Gymnaste	Equipe	Annee					Total
1	ROBIN Luna	Gerland Mouche	2003	8.2	9.7	10.0	9.5	37.4
	SULPICE Noemie	Lyon 1	2004	8.4	9.2	10.0	9.8	37.4
3	REIGNIER Marianne	Gerland Mouche	2003	7.8	9.8	10.3	9.4	37.3
	DARGOT Emma	Belleville sur saone 3	2002	8.6	9.4	10.0	9.3	37.3
	LASSALLE Elsa	Belleville sur saone 3	2001	8.2	9.2	9.9	10.0	37.3
6	ROMERA Mathilde	Pierre Bénite	2002	8.1	9.7	9.5	9.7	37.0
	SAVOYAT Oceane	Irigny	2002	8.1	9.7	9.7	9.5	37.0
	CROZIER Lucie	Vaugneray	2002	8.3	9.7	9.8	9.2	37.0
	BERLIOZ-ARTHAUD Mathilde	Belleville sur saone 3	2001	8.2	9.6	9.7	9.5	37.0
	PAGEREY Hannah	St Genis les Ollières	2002	8.3	10.0	9.6	9.1	37.0
11	LASSALLE Ninon	Belleville sur saone 1	2003	8.3	9.7	9.4	9.4	36.8
	LUTUMBA Mathicia	Belleville sur saone 2	2003	8.4	9.7	9.1	9.6	36.8
13	BERERA Elisa #	Meyzieu	2000	8.1	9.6	9.9	9.0	36.6
14	POULAT Maeliss	Belleville sur saone 1	2003	8.0	9.8	9.4	9.3	36.5
	CARLES Mae	St Genis les Ollières	2003	8.5	9.2	9.3	9.5	36.5
16	BOMBARD Célestine	St Priest 2	2003	8.0	9.9	8.7	9.7	36.3
	FAUGA Rebecca	Irigny	2003	8.3	8.6	9.5	9.9	36.3
18	BENGORINE Sephora	Belleville sur saone 1	2002	7.6	10.0	9.2	9.4	36.2





19	GELIN Aude	Belleville sur saone 2	2003	7.8	9.4	9.2	9.7	36.1
20	FLECHEUX Emilie	St Priest 2	2001	7.4	9.8	9.9	8.7	35.8
	LONGERE Chloe	St Priest 2	2003	8.2	9.6	10.0	8.0	35.8
	LITVINENKO Lena	Pierre Bénite	2001	8.0	9.8	9.7	8.3	35.8
	MANCINI Licia	Pierre Bénite	2002	8.4	9.3	8.7	9.4	35.8
	GRANGE émilie	St Genis les Ollières	2003	8.4	9.6	9.8	8.0	35.8
	COUTANT Clemence	Lyon 1	2002	8.1	8.7	9.5	9.5	35.8
26	MEGNIGBETO Eryne	St Priest 2	2001	8.2	9.6	8.9	9.0	35.7
	GREFFET Justine	Gerland Mouche	2002	7.1	9.1	9.7	9.8	35.7
	GILLET Elisa	Villette d Anthon	2002	7.8	9.5	8.7	9.7	35.7
	DALLA COSTA Luna	Belleville sur saone 3	2002	7.9	9.0	9.0	9.8	35.7
30	BRUNET Tiffany	Belleville sur saone 2	2004	7.7	9.5	9.0	9.4	35.6
31	BOUZETTOUTA Louisa	Gerland Mouche	2003	8.0	8.5	9.6	9.3	35.4
	LAFI Syrine	Irigny	2002	7.8	9.2	9.0	9.4	35.4
	AMILLIAC Cecilia	St Genis les Ollières	2002	8.2	8.5	9.6	9.1	35.4
34	AVELINE Alicia	St Genis les Ollières	2002	7.9	9.4	8.8	9.2	35.3
35	BERNARD Léna	St Priest 1	2001	7.8	8.0	9.7	9.7	35.2
36	LAMBERT Cassandre	Vaugneray	2000	7.7	9.8	9.6	8.0	35.1
	MICHAUD Lana	Belleville sur saone 2	2004	7.7	8.7	9.7	9.0	35.1
38	PRAS Margaux	Irigny	2002	7.5	9.2	9.1	9.2	35.0
39	BARJOT Adèle *	L'Arbresle indiv	2000	8.3	7.7	9.9	9.0	34.9
40	PASCAL Camille	St Priest 2	2001	7.6	9.4	9.7	8.1	34.8
	DEPORTE Coline	Belleville sur saone 2	2004	7.6	9.3	8.7	9.2	34.8
	GUETH Lucie	Belleville sur saone 3	2002	8.1	7.4	9.3	10.0	34.8
43	CLEMENT Elea	Villette d Anthon	2004	7.0	10.0	9.5	8.2	34.7
44	RERAT Chloé	Villette d Anthon	2003	7.6	9.6	7.8	9.4	34.4
	TOBJI Angéline	Villette d Anthon	2003	6.5	9.3	9.1	9.5	34.4
	GOMICHOZ Zoe	Limonest	2002	7.5	8.6	9.9	8.4	34.4
	RODRIGUEZ Julia	Limonest	2004	8.3	8.8	8.8	8.5	34.4
	DOURIAUT Elise #	Meyzieu	2001	8.6	8.8	9.0	8.0	34.4
49	BARON Julie	St Priest 2	2003	7.8	9.4	8.4	8.7	34.3
	CHAVANON Leila	Irigny	2003	8.0	7.9	9.5	8.9	34.3
51	BARROS Elisa	Pierre Bénite	2000	7.8	8.3	8.6	9.5	34.2
	DUMONT Maelynn	Belleville sur saone 1	2002	7.6	8.8	9.7	8.1	34.2
53	IACOVELLA Perrine	Chaponnay 1	2002	7.3	8.5	9.6	8.7	34.1
	LEMONNIER Blanche	Lyon 1	2004	7.7	8.8	8.2	9.4	34.1
55	GUYONNET Caroline	Gerland Mouche	2002	7.3	8.5	9.2	9.0	34.0
	TOMASSO Cléa	Chaponnay 2	2002	6.8	9.4	9.0	8.8	34.0
57	OASSEL Elisa	St Priest 1	2002	7.4	8.6	9.6	8.2	33.8
	BONNET Serena	Lyon 1	2002	7.6	8.4	8.8	9.0	33.8
59	KHAIR Eloise	Chaponnay 1	2000	8.2	8.4	8.1	9.0	33.7
	BARDIN Lena	Lyon 1	2004	8.0	8.0	8.7	9.0	33.7
61	CATHERINE Hanna	Limonest	2001	7.3	9.0	7.5	9.8	33.6
	GILLOT Emma	St Genis les Ollières	2003	8.2	8.6	8.7	8.1	33.6
63	HOARAU Lyne	Chaponnay 2	2003	7.4	9.0	7.7	9.3	33.4
	MERAH Shahinéze #	Meyzieu	2001	7.9	8.7	8.1	8.7	33.4
65	DE BEDAIL Heloise	Vaugneray	2002	7.5	8.8	8.9	8.1	33.3
66	FOURMAN Sarah	Vaugneray	2001	6.7	8.5	8.8	9.2	33.2
67	SOULAS Marina	St Priest 1	2001	7.7	7.9	8.8	8.5	32.9
68	BORDET Lou	Limonest	2002	7.1	7.1	9.1	9.5	32.8
69	LAFARGE Lisa	Irigny	2002	7.6	8.2	8.9	8.0	32.7
70	MAYEN Camille	Chaponnay 1	2001	7.4	9.1	7.8	8.3	32.6

71	GREBERT Candice	Marcy charbonnières	2001	7.3	6.3	9.4	9.5	32.5
	BOUCHET Manon	Belleville sur saone 3	2001	6.5	9.2	9.0	7.8	32.5
	FRASCONE Célia	Chaponnay 2	2002	6.9	8.7	7.5	9.4	32.5
74	RABUFFETTI Elisa	Meyzieu	2002	7.2	7.7	8.8	8.7	32.4
75	TRIFUNOVIC Ivana	Chaponnay 1	2001	7.4	9.3	8.2	7.4	32.3
76	MARLIER Carla	Chaponnay 2	2002	6.3	9.1	8.1	8.5	32.0
77	MALOSSE Julie	Lyon 2	2002	8.9	7.1	9.5	6.4	31.9
78	CARRET Colyne *	L'Arbresle indiv	2003	8.0	7.8	7.5	8.5	31.8
79	KUNTZ Charlotte	Chaponnay 2	2002	6.9	7.4	8.8	8.6	31.7
80	NAKACHE Mathilde	Limonest	2003	7.7	7.6	7.6	8.7	31.6
81	AJAANOUN Camilia	Villette d Anthon	2004	7.2	6.8	9.3	8.2	31.5
	OGER Maelle	Lyon 2	2000	9.1	5.4	9.1	7.9	31.5
83	BIZOLLON Fanny	St Priest 1	2002	7.2	5.5	9.4	9.0	31.1
84	CHABANON Lisa	Pierre Bénite	2000	7.7	6.6	7.5	9.1	30.9
85	LEBRUN Maelle	Marcy charbonnières	2002	7.2	7.6	9.0	6.5	30.3
86	DITADIAN Anna	Chaponnay 1	2001	6.2	7.5	8.4	7.9	30.0
87	RESSOUCHE Emma	Marcy charbonnières	2001	6.4	6.9	8.3	8.3	29.9
	BRIGAUD Chloé	Limonest	2001	6.8	6.6	8.8	7.7	29.9
89	GUERIN Morgane	Chaponnay 2	2002	7.1	6.9	7.5	8.2	29.7
90	VANDERSTRAETEN Mathilde	Marcy charbonnières	2004	7.3	7.2	7.0	8.1	29.6
91	RAVIER Lucie	Gerland Mouche	2003	7.2	7.4	7.8	6.8	29.2
92	SERRATRICE Marie	Lyon 2	2002	6.6	6.2	8.8	6.8	28.4
93	MEISTER Marina	Marcy charbonnières	2002	6.2	6.2	7.9	7.9	28.2
94	WERNY Louise	Lyon 2	2004	8.3	6.0	7.1	6.3	27.7
95	DALERY Morgane	Marcy charbonnières	2002	6.1	4.6	7.3	7.7	25.7
96	BOUVIER Fanny #	Vaugneray	2000	6.7	0.0	8.6	7.6	22.9
97	MOLA Chloe	Vaugneray	2002	6.7	7.3	0.0	8.4	22.4
98	MANJOT Daphné	Chaponnay 1	2000	0.0	7.0	0.0	0.0	7.0
99	RAULT Deborah	Villette d Anthon	2002	0.0	0.0	0.0	0.0	0.0
	BERRY Estelle	Pierre Bénite	2002	0.0	0.0	0.0	0.0	0.0
	LAPOINTE Chloe	Belleville sur saone 1	2002	0.0	0.0	0.0	0.0	0.0
	MORRISON Alycia	Belleville sur saone 1	2003	0.0	0.0	0.0	0.0	0.0
	VERWAERDE Mathilde *	Chaponnay 1 (indiv) (indiv)	2001	0.0	0.0	0.0	0.0	0.0
	GAJDA Justine	Meyzieu	2002	0.0	0.0	0.0	0.0	0.0
	SENAL Julie	Meyzieu	2003	0.0	0.0	0.0	0.0	0.0





Résultats de la compétition
départementale filière nationale
Lyon 7ème
24 Janvier 2016

1. FEMININ NIVEAU4 11 + . SA_DA (individuels)

1.1. Résultats par équipes





	Equipe	Club					Total
1	Vénissieux 2	Cmo vénissieux	27.5	33.4	33.2	33.2	127.3
2	St Priest	Gymnique association saint priest	27.0	32.2	33.5	33.5	126.2
3	Pierre Bénite	Patronage laïque de Pierre Bénite	25.6	31.8	32.3	33.0	122.7
4	Savigny	A.s.c.savigny	26.6	31.8	32.2	32.0	122.6
5	Vaugneray	Union sportive de l'ouest lyonnais	25.1	31.1	30.6	32.1	118.9
6	Amplepuis	La fraternelle	26.1	30.0	30.5	30.4	117.0

1.2. Résultats individuels



	Gymnaste	Equipe	Annee					Total
1	MAUPAS Maeva	St Priest	1994	9.1	11.0	11.4	11.0	42.5
2	COLAVIN Célia	Pierre Bénite	1997	8.1	11.3	11.0	11.5	41.9
3	BOURRAT Anne sophie	Savigny	1998	9.4	10.2	10.9	11.3	41.8
4	GUENARD Cadine	St Priest	1998	9.1	10.2	11.0	11.4	41.7
	BOUSAHLA Myriam #	Vénissieux 2	2001	8.8	11.1	10.8	11.0	41.7
	CANTALUPPI Clémentine ##	Vénissieux 2	1998	8.8	11.3	10.5	11.1	41.7
	DJOMBE Miliana	Vénissieux 2	2002	9.1	10.7	10.8	11.1	41.7
	HOUEL Charlotte #	Vénissieux 2	2001	9.1	11.0	11.3	10.3	41.7
9	LEBRAS Stéphanie #	Vénissieux 2	1995	9.3	11.0	11.1	9.7	41.1
10	MAUPAS Marion	St Priest	1990	8.4	10.4	11.1	11.1	41.0
11	GRAVICHE Sabrina ###	Savigny	1994	8.1	11.0	10.6	11.0	40.7
12	CELESTINE Sharone	St Priest	1998	8.8	10.8	10.4	10.6	40.6
	HARHOURA Flavie	Pierre Bénite	2001	8.9	10.5	10.9	10.3	40.6
	PEREZ Morgan	Vaugneray	1994	8.6	10.9	10.0	11.1	40.6
15	PERRET Clémence	Amplepuis	1997	8.6	11.0	10.0	10.6	40.2
16	DELGADO Célie	Pierre Bénite	1999	8.4	9.7	10.4	11.2	39.7
17	GUIGUET Jade	St Priest	1998	8.8	10.3	9.1	11.0	39.2
18	JUNIQUE Priscillia	Vaugneray	1995	7.9	9.9	10.3	10.5	38.6
19	PERRET Chloé	Amplepuis	1994	9.1	8.6	10.5	10.2	38.4
20	MESQUIDA Marine *	Vaugneray ind	1993	8.2	9.1	10.7	10.1	38.1
21	WITTLING Vanessa	Pierre Bénite	1989	8.3	10.0	9.7	10.0	38.0
22	PONCET Isabelle	Vaugneray	1997	8.6	10.3	10.3	8.6	37.8
23	BEZIN Celiane #	Savigny	1999	8.4	8.9	10.5	9.7	37.5
24	BARBASON Lise	Amplepuis	1998	7.6	10.4	8.7	9.6	36.3
25	SIGNORINO Vinciane # *	Vénissieux 1 (indiv) (indiv)	1986	8.6	7.7	9.6	9.9	35.8
26	AUPLAT Léa	Amplepuis	2000	7.9	4.2	10.0	9.2	31.3
27	SZULZEWSKI Anne ##	Vaugneray	1995	7.7	2.6	9.8	10.5	30.6
28	BARBERET Adeline	Amplepuis	2002	8.4	7.7	5.5	8.9	30.5
29	MEHRAZ Coralie #	Savigny	1991	8.8	10.4	10.2	0.0	29.4
30	DARGERÉ Johanna #	Savigny	1996	0.0	10.4	10.7	0.0	21.1
31	MESQUIDA Axelle	Vaugneray	1997	0.0	9.9	9.9	0.0	19.8
32	BORGEY Noémie	Pierre Bénite	2000	0.0	0.0	0.0	0.0	0.0

2. FEMININ NIVEAU4 14-18 ans . SA_DA (individuels)

2.1. Résultats par équipes





	Equipe	Club					Total
1	Belleville sur saone	Gym club belleville beaujolais	27.0	33.8	32.1	32.9	125.8
2	Anse	Jeunesse ansoise	26.6	32.2	31.5	32.1	122.4
3	Jonage	E.s.j gymnastique artistique	26.4	32.5	28.7	32.6	120.2
4	St Priest	Gymnique association saint priest	24.8	32.3	30.5	31.4	119.0
5	Brindas	A.s.brindas	25.1	29.4	30.7	33.0	118.2
6	Irigny	Amicale laiique irigny	16.9	32.7	31.5	11.0	92.1

2.2. Résultats individuels





	Gymnaste	Equipe	Annee					Total
1	CHUZEVILLE Clara	Belleville sur saone	2000	9.3	11.8	11.3	11.5	43.9
2	ARNOUX Pauline	Brindas	1999	8.9	10.7	10.6	11.5	41.7
3	HERAUD Alexia	Anse	2001	9.0	11.0	10.9	10.5	41.4
4	BEROUJON Lorene #	Belleville sur saone	2000	9.0	10.3	10.8	11.1	41.2
5	BLANC Loraine #	Jonage	1999	8.6	11.3	9.8	11.2	40.9
6	CLOUVEL Fanny	Anse	2001	8.9	11.0	9.7	10.9	40.5
7	JACOB Cassandra ##	Jonage	1999	9.1	10.9	10.0	10.4	40.4
8	VOISIN Fiona	Anse	2001	8.7	10.2	10.9	10.5	40.3
9	ALLARDON Clemence	St Priest	1999	7.8	10.8	10.4	11.2	40.2
10	VEN Nina	Irigny	2000	8.3	9.9	10.5	11.0	39.7
11	LOPEZ Justine #	St Priest	2000	8.6	10.9	10.1	10.0	39.6
12	BOURDON Sarah	Belleville sur saone	1998	8.7	10.9	9.8	9.8	39.2
13	DE CIANTIS Lena ##	Jonage	1999	8.7	10.3	8.8	10.7	38.5
14	D'ANCONA Lauryne	Brindas	2001	8.6	9.4	9.8	10.5	38.3
	MADINIER Abbygaelle	Belleville sur saone	1998	8.6	11.1	8.3	10.3	38.3
16	GAY Tiffanie #	Brindas	1998	7.6	9.3	10.3	11.0	38.2
17	RODRIGUES Emilie	St Priest	1997	7.8	10.6	10.0	9.7	38.1
	SAMSOEN Chloe	Anse	1999	8.1	9.7	9.6	10.7	38.1
	SCIANDRA Alice	Jonage	2001	8.5	10.0	8.9	10.7	38.1
20	BARON Laura	St Priest	1999	8.1	10.0	9.9	9.6	37.6
21	VERNE Marie	St Priest	1997	8.1	9.9	8.9	10.2	37.1
22	LORON Melanie	Belleville sur saone	1998	7.8	8.4	10.0	8.6	34.8
23	LIAUTARD Laura	Irigny	1998	8.6	11.4	9.6	0.0	29.6
24	MARIF Lia #	Irigny	2000	0.0	11.4	11.0	0.0	22.4
	ROCHIGNEUX Cassandra #	Brindas	1999	7.4	6.8	8.2	0.0	22.4
26	FORGUES Emma	Irigny	1999	0.0	9.5	10.0	0.0	19.5
27	RAY Johanna	Anse	2000	0.0	0.0	0.0	0.0	0.0
	GOLAIN Romane	Jonage	2000	0.0	0.0	0.0	0.0	0.0
	PASQUER Floriane	Irigny	2001	0.0	0.0	0.0	0.0	0.0

3. FEMININ NIVEAU4 11-15 ans . SA_DA (individuels)

3.1. Résultats par équipes

	Equipe	Club					Total
1	Marcy charbonnières 1	As marcy-charbonnières	26.7	33.3	30.7	33.6	124.3
2	Irigny	Amicale lai que irigny	26.8	32.7	31.1	32.9	123.5
3	St Genis les Ollières	Entente St genoise	26.6	33.3	30.0	33.2	123.1
4	Arbresle	L'arbresle	25.9	31.1	30.4	33.1	120.5
5	Marcy charbonnières 2	As marcy-charbonnières	24.5	26.4	27.6	31.2	109.7





3.2. Résultats individuels

	Gymnaste	Equipe	Annee					Total
1	D'ALESSANDRO Elsa	Marcy charbonnières 1	2001	9.3	11.3	10.6	11.3	42.5
2	CRÉPIEUX Juliette	Marcy charbonnières 1	2002	8.8	11.6	10.7	11.1	42.2
3	VALADOUX MIDOL Lilou	Irigny	2002	8.7	11.1	10.7	11.2	41.7
4	FRANCON Lisa	Arbresle	2002	8.9	10.9	10.6	11.0	41.4
5	RUFFEL Fiona	St Genis les Ollières	2002	8.6	11.1	10.7	10.7	41.1
6	LOPEZCOEURDEVEY Lison	St Genis les Ollières	2003	9.0	11.1	9.5	11.4	41.0
	USCLADE Maureen	St Genis les Ollières	2001	9.0	11.1	9.8	11.1	41.0
8	GAREL Ambre	Irigny	2002	8.9	10.8	10.0	10.9	40.6
9	CROELLA Capucine #	Irigny	2000	9.2	10.4	9.6	10.8	40.0
10	BARIOT Claire	Arbresle	2002	8.5	10.4	9.9	10.6	39.4
11	VIALLARD Maureen	Irigny	2002	8.4	9.7	10.4	10.8	39.3
12	JOLY Lucile	Arbresle	2000	8.5	9.6	9.9	11.2	39.2
13	GUILLET Marie #	Marcy charbonnières 1	2002	8.6	10.3	9.0	11.2	39.1
14	MULATON Ornella	Arbresle	2001	8.0	9.8	9.1	10.3	37.2
	TARNOWSKI Lea	Arbresle	2002	8.1	8.4	9.8	10.9	37.2
16	MORSETTI Jeanne	Marcy charbonnières 2	2001	7.9	8.7	9.0	10.6	36.2
17	RIGARD Marie ##	Marcy charbonnières 2	2000	7.0	10.2	8.6	10.2	36.0
18	CHAUMAT Lola	Marcy charbonnières 2	2001	8.2	7.0	10.0	8.2	33.4
19	FERREIRA Clara #	Marcy charbonnières 1	2002	8.6	10.4	9.4	0.0	28.4
20	LE BOURDAIS BAUDSON Marianne	Marcy charbonnières 2	2001	8.4	7.5	0.0	10.4	26.3
21	VANBECELAERE Evie	Irigny	2002	0.0	10.8	0.0	0.0	10.8
22	BOUCHILLOU Clara	Marcy charbonnières 1	2001	0.0	0.0	0.0	0.0	0.0
	BUECHER Romane #	Marcy charbonnières 2	2001	0.0	0.0	0.0	0.0	0.0
	GOUX Satine	St Genis les Ollières	2002	0.0	0.0	0.0	0.0	0.0





Résultats de la compétition
départementale filière nationale
Savigny- Lyon 7ème
23 et 24 Janvier 2016

1. FEMININ NIVEAU5 14-18 ans . SA_DA (individuels)

1.1. Résultats par équipes





	Equipe	Club					Total
1	Bron 1	Amicale Laïque de Bron	35.0	39.9	39.4	38.5	152.8
2	Bron 2	Amicale Laïque de Bron	35.5	39.6	37.2	38.6	150.9
3	Chaponnay	Chaponnay gym	34.6	33.1	38.2	36.3	142.2
4	Lyon	PL Villette Paul Bert	34.1	35.4	33.0	38.7	141.2
5	St Priest	Gymnique association saint priest	35.0	36.3	35.6	34.2	141.1
6	Autun	LA VAILLANTE	33.8	34.6	35.9	35.8	140.1

1.2. Résultats individuels





	Gymnaste	Equipe	Annee					Total
1	BARBIERE Carole	Bron 2	1998	9.1	10.3	10.0	10.1	39.5
2	BANZET Elodie #	Bron 1	1999	9.2	9.9	9.5	9.7	38.3
	CHETTIH Mahira #	Bron 1	1999	8.9	9.8	9.9	9.7	38.3
4	BERLINGARD Mélanie #	Bron 1	1997	8.3	10.0	10.2	9.7	38.2
5	KISRANE Inès	Bron 2	2000	8.5	9.8	9.9	9.6	37.8
6	LUAIRE Léa #	Bron 1	1997	8.6	10.2	9.7	8.7	37.2
7	PAQUIER Fanny #	Autun	1999	8.7	9.0	9.9	9.5	37.1
8	METRAL Lucie #	Bron 2	2000	8.6	9.9	8.6	9.7	36.8
9	BATU Cassandra	Autun	1998	8.4	9.4	9.5	8.9	36.2
10	MARTINEZ Heloise #	Bron 2	1999	8.8	9.6	8.6	9.1	36.1
11	MARTINEZ Charlene #	Bron 2	1999	9.0	9.1	8.7	9.2	36.0
	SLAWSKI Emma	Lyon	2001	8.7	9.4	7.8	10.1	36.0
13	DONAZZOLO Laura	Chaponnay	2001	8.7	7.8	9.4	9.9	35.8
14	GUIGUET Justine ##	St Priest	2000	8.4	8.5	9.0	9.8	35.7
15	MARTIN Marie	Chaponnay	1999	8.8	8.5	9.9	8.3	35.5
16	AZNAR Laurie	Chaponnay	2001	8.9	8.7	9.4	8.3	35.3
	CHASTAGNER Servane	Lyon	1999	8.5	9.0	8.5	9.3	35.3
18	ALLARDON Mathilde	Bron 1	1998	8.0	8.8	8.6	9.4	34.8
	JEMELEDINE Sarah	Lyon	2001	8.4	8.8	7.4	10.2	34.8
20	DEROUVROY Margaud	St Priest	1999	9.0	9.5	8.6	7.6	34.7
21	LELIEVRE Mathilde	St Priest	2000	8.7	9.0	8.8	7.9	34.4
22	BOMBARD Rosalie	St Priest	2000	8.0	8.5	9.2	8.6	34.3
	GUERINOT Célia	Chaponnay	2000	7.8	8.1	9.2	9.2	34.3
24	DUPRE Elise	Lyon	2000	8.5	8.2	8.2	8.7	33.6
25	LAURENT Manon	St Priest	2000	8.9	9.3	6.7	7.9	32.8
	DELECROIX Julia	Chaponnay	2000	8.2	6.2	9.5	8.9	32.8
27	CAMPA Elise	Autun	2000	8.3	8.0	7.4	8.9	32.6
28	JAMBON Olaya	Lyon	2001	6.9	8.0	8.5	9.1	32.5
29	FLETY Jeanne #	Autun	1998	8.4	8.2	8.1	7.2	31.9
30	CHARVOZ Marine	Chaponnay	2001	7.7	6.6	8.8	8.1	31.2
31	ANDRIOT Amelie #	Autun	2000	6.7	6.5	7.1	8.5	28.8
32	MARTIN Maelys #	Bron 1	1998	0.0	7.5	9.6	9.3	26.4
33	BOUILLOT Floriane	Autun	1999	7.1	0.0	8.4	8.1	23.6
34	GUERGOUR Célia	Lyon	2000	0.0	7.5	0.0	0.0	7.5
35	RODRIGUES Cecile	St Priest	2001	0.0	0.0	0.0	0.0	0.0
	DUSSAULT Lise	Bron 2	1997	0.0	0.0	0.0	0.0	0.0

2. FEMININ NIVEAU5 11-15 ans . SA_DA (individuels)

2.1. Résultats par équipes

	Equipe	Club					Total
1	Anse	Jeunesse ansoise	35.3	39.3	38.3	38.3	151.2
2	St Priest	Gymnique association saint priest	35.0	37.0	39.2	39.7	150.9
3	Belleville sur saone	Gym club belleville beaujolais	34.9	36.5	38.8	39.0	149.2
4	Vaugneray	Union sportive de l'ouest lyonnais	34.6	35.6	39.6	38.7	148.5
	Chaponnay	Chaponnay gym	34.2	38.2	36.5	39.6	148.5
6	Irigny	Amicale laique irigny	35.3	34.5	35.9	40.6	146.3
7	Villette d Anthon	Villette gym	33.6	37.2	37.0	37.7	145.5
8	Arbresle	L'arbresle	34.5	36.2	31.2	36.2	138.1

2.2. Résultats individuels


	Gymnaste	Equipe	Annee					Total
1	PELEGRY Clara	Chaponnay	2003	8.9	10.2	10.0	10.4	39.5
2	FIOGER Emma	Villette d Anthon	2003	8.7	10.6	10.1	9.9	39.3
3	BERERD Ludivine	Anse	2003	8.7	9.6	10.3	9.9	38.5
	CHENAT Samantha	Vaugneray	2002	8.8	9.8	10.2	9.7	38.5
5	POYET Candice ##	Anse	2004	9.0	10.2	9.2	9.2	37.6
	SEIGNERET Léna	Belleville sur saone	2002	8.6	9.6	9.2	10.2	37.6
7	RODRIGUES Marie	St Priest	2003	8.7	9.4	9.7	9.7	37.5
	DALLA COSTA Ninon	Belleville sur saone	2004	9.0	8.9	10.2	9.4	37.5
9	CHEVALIER Manon	Anse	2003	8.9	10.2	9.4	8.8	37.3
10	DELASSUS Emma	Villette d Anthon	2001	8.7	9.2	9.8	9.5	37.2
	LEFEVRE Axelle	Vaugneray	2002	8.7	9.4	9.6	9.5	37.2
12	BETTINGER Jeanne	St Priest	2002	8.4	9.1	9.4	10.2	37.1
	PITTOIS Manon	Anse	2002	8.7	9.3	9.4	9.7	37.1
	DUPERRAY Emilie	Chaponnay	2004	8.7	9.5	9.4	9.5	37.1
15	VERPOIX Eva	Belleville sur saone	2002	8.0	9.3	9.6	10.1	37.0
	VAGOGNE Juliette	Chaponnay	2004	8.4	9.2	9.4	10.0	37.0
17	MARTINI Manon	Arbresle	2004	8.9	9.9	8.4	9.7	36.9
18	DUCHAMP Léa	Irigny	2003	8.8	9.1	8.6	10.3	36.8
	GIRAUD Ophelie	Vaugneray	2002	8.3	8.9	10.0	9.6	36.8
20	ELAH Mylene	St Priest	2004	9.1	7.6	10.2	9.7	36.6
21	ESTEOULE Malou	Irigny	2003	8.7	9.4	8.5	9.9	36.5
22	MATRAY Camille	Anse	2003	8.7	9.2	8.9	9.5	36.3
	PROT Océane	Irigny	2004	8.9	8.0	9.1	10.3	36.3
24	MAHMOUD Assil	St Priest	2002	8.5	9.2	8.3	9.6	35.6
	DEDINGER Ophelie	Irigny	2002	8.6	8.0	9.4	9.6	35.6
	LOMBARDI COLLIGNON Lucie	Irigny	2003	8.9	7.8	8.8	10.1	35.6
	PERRACHON Solene	Belleville sur saone	2003	8.8	7.7	9.8	9.3	35.6
28	BEN YAHIA Maëlle	Villette d Anthon	2002	8.4	8.0	9.5	8.8	34.7
29	ROBERT Eloïse	Arbresle	2002	8.7	9.3	7.5	9.1	34.6
30	ARLAUD Laura	Vaugneray	2002	8.5	7.5	8.5	9.9	34.4
31	PENACHE Valeria	Villette d Anthon	2002	7.8	9.4	7.6	9.5	34.3
32	BÉGULIER Marine	Arbresle	2001	8.5	7.9	8.1	9.1	33.6
33	MERCIER Carole	Arbresle	2002	8.4	9.1	7.2	8.3	33.0

34	THERMOS Emma	Chaponnay	2004	7.6	9.3	7.5	8.5	32.9
35	CARNEIRO Meline	Vaugneray	2002	8.6	7.2	9.8	6.7	32.3
36	MERIEUX Carla	Belleville sur saone	2004	8.5	8.7	7.9	6.9	32.0
37	DAUDRE VIGNIER Sixtine	Chaponnay	2002	8.2	6.1	7.7	9.7	31.7
38	DA SILVA Mélanie	St Priest	2004	0.0	6.8	9.9	10.1	26.8
39	MASSON Juliette	St Priest	2003	8.7	9.3	8.2	0.0	26.2
40	BASSE Sydney	Anse	2003	8.3	9.2	8.6	0.0	26.1
41	DAS NEVES Inès	Villette d Anthon	2002	0.0	0.0	0.0	0.0	0.0
	PILIA Pauline	Villette d Anthon	2002	0.0	0.0	0.0	0.0	0.0
	LEFEVRE Caroline	Vaugneray	2002	0.0	0.0	0.0	0.0	0.0
	OUTTERS Zoe	Arbresle	2000	0.0	0.0	0.0	0.0	0.0
	FAYE Mathilde	Belleville sur saone	2003	0.0	0.0	0.0	0.0	0.0
	GENTIL Aléna	Chaponnay	2004	0.0	0.0	0.0	0.0	0.0





Résultats de la compétition
départementale filière nationale
Savigny- Lyon 7ème
23 et 24 Janvier 2016

1. FEMININ NIVEAU5 11 + . SA_DA (individuels)

1.1. Résultats par équipes

	Equipe	Club					Total
1	St Priest	Gymnique association saint priest	34.9	39.7	36.9	39.6	151.1
2	Vénissieux	Cmo vénissieux	34.9	39.4	35.4	39.2	148.9
3	Jonage	E.s.j gymnastique artistique	35.0	39.1	33.2	40.2	147.5
4	Limonest	A.S.C.J.L. Limonest	35.9	37.6	35.8	37.6	146.9
5	Gerland Mouche 2	A. L. gerland mouche	35.0	37.2	34.3	39.8	146.3
6	Anse	Jeunesse ansoise	35.1	37.3	34.8	37.4	144.6
7	Irigny	Amicale lai que irigny	34.8	38.7	33.5	37.1	144.1
8	Chaponnay	Chaponnay gym	34.9	37.1	31.5	34.7	138.2
9	Brindas	A.s.brindas	33.2	37.6	33.0	33.9	137.7
10	Marcy charbonnières 2	As marcy-charbonnières	32.6	36.9	31.5	32.5	133.5
11	Marcy charbonnières 1	As marcy-charbonnières	32.9	35.1	31.4	33.0	132.4
12	Gerland Mouche 1	A. L. gerland mouche	23.1	35.3	35.1	25.1	118.6
13	Lentilly	Amicale Lai que de Lentilly	21.9	24.5	29.2	34.0	109.6

1.2. Résultats individuels

	Gymnaste	Equipe	Annee					Total
1	CHERON Cassandra	St Priest	1990	9.2	10.6	8.9	10.2	38.9
2	DANGAS Elise	Limonest	1995	9.3	9.8	9.6	10.0	38.7
3	DJELIDA Alessia	Vénissieux	2003	9.1	10.3	9.0	10.2	38.6
4	RUSLI Andrea ###	St Priest	1990	8.4	9.5	9.8	10.2	37.9
	HAUDUCOEUR Gabrielle	Chaponnay	1994	9.2	10.0	9.1	9.6	37.9
6	CIBBA Melanie	St Priest	1993	8.7	10.1	9.5	9.4	37.7
	ECHAIB Lyli a	Anse	2001	8.6	9.2	10.1	9.8	37.7
	MEULENYZER Caroline	Jonage	1984	8.2	10.0	9.4	10.1	37.7
9	LE ROUX Manon	Anse	2003	9.1	9.9	8.4	9.9	37.3
	PARFAIT Mélanie #	Vénissieux	1998	8.7	10.1	8.7	9.8	37.3
11	LABALME Sandra	Gerland Mouche 2	1985	9.1	9.4	8.4	10.2	37.1
12	BEKAKCHA Lolita ##	Gerland Mouche 1	1999	8.0	9.3	9.7	10.0	37.0
13	REIX Eleonore	Limonest	2000	9.0	9.8	8.8	9.2	36.8
14	PAVOUX Alyson	Gerland Mouche 2	1996	8.3	9.7	8.7	10.0	36.7
15	DUMONT Emma	Jonage	2002	8.9	9.3	8.1	10.2	36.5
16	ORSET Emma	Jonage	2000	8.9	9.4	8.4	9.7	36.4
	CASTALDO Laura	Vénissieux	1998	8.5	9.5	8.8	9.6	36.4
18	CLERC Léa	Marcy charbonnières 2	2002	8.6	8.9	9.5	9.3	36.3
	DUC Cyrielle	Limonest	1995	9.1	8.1	9.3	9.8	36.3
20	BERTHELOT Alexia	St Priest	1998	8.5	9.5	8.4	9.8	36.2
21	JAUMONET Mathilde	Jonage	1997	8.7	10.2	7.0	10.2	36.1
22	PEYROT Tiphanye #	Gerland Mouche 2	1997	8.9	8.6	8.7	9.8	36.0
	KEDAD Sirine	Vénissieux	2003	8.6	9.5	8.3	9.6	36.0
24	KOLKAN LLYANA	Irigny	2001	8.4	9.9	7.8	9.7	35.8
25	BUGUET Camille	Marcy charbonnières 2	1989	8.4	9.8	9.0	8.5	35.7
26	CAILLOL Zélie	Irigny	2001	8.8	9.5	8.2	9.1	35.6
27	DURAFFOURG Elisa	Gerland Mouche 2	2000	8.7	9.5	7.5	9.8	35.5
28	HERVIER Clemence	Anse	2002	8.9	9.9	8.0	8.4	35.2
29	GIRERD CHANEL Laurianne	Irigny	1992	8.3	9.8	9.0	8.0	35.1
30	COTE Coline	Jonage	1991	8.5	9.5	7.3	9.4	34.7
31	JULIENNE Mathilde	Irigny	2001	8.7	8.3	8.4	9.2	34.6

32	ROBIN Maya	Gerland Mouche 2	1998	7.9	8.5	8.5	9.6	34.5
	RABILLOUD CARLA	Irigny	2001	8.9	9.4	7.1	9.1	34.5
34	HEURTIER Celia	Anse	1999	8.5	8.3	8.3	9.3	34.4
	NOLET Flora	Chaponnay	2003	9.0	9.3	8.5	7.6	34.4
36	VERMOREL CAMILLE	St Priest	1999	8.5	8.4	8.7	8.6	34.2
	GIRAUD Alicia	Marcy charbonnières 1	1998	8.2	9.0	8.2	8.8	34.2
	LEBRETON Jessica	Vénissieux	2002	8.2	8.8	8.9	8.3	34.2
39	TEYSSIER Charlotte	Brindas	2001	7.8	9.5	7.7	9.0	34.0
40	BERTHON Laure	Brindas	2003	8.9	9.5	7.4	7.7	33.5
41	DESGOUTTES Lison	Marcy charbonnières 1	1996	8.5	9.6	7.0	8.2	33.3
	ROCHIGNEUX Cyndie	Brindas	2001	8.4	7.5	8.8	8.6	33.3
43	IRIE Solèfé	Vénissieux	2002	8.5	9.1	6.6	8.8	33.0
44	NIETO Erine	Chaponnay	2002	8.0	9.0	7.1	8.8	32.9
45	MARTIN Anais	Brindas	2001	7.6	9.3	6.9	8.6	32.4
	BOURDON Maëlle	Lentilly	1998	8.1	8.1	7.7	8.5	32.4
	MATERA Eva	Chaponnay	2003	8.7	8.8	6.8	8.1	32.4
48	RODRIGUEZ Victoria ##	Gerland Mouche 1	2000	7.9	7.1	8.8	7.9	31.7
49	DE TARLE Olympe	Marcy charbonnières 1	2001	7.9	9.2	5.7	8.8	31.6
50	PERENON Rhomane #	Marcy charbonnières 2	1998	7.9	9.4	5.6	7.7	30.6
	SARGIAN Anne lise	Gerland Mouche 1	1994	7.2	8.9	7.3	7.2	30.6
52	JOLY Garance	Marcy charbonnières 1	1997	8.3	6.9	7.9	7.2	30.3
53	MORICE Gaelle ###	Marcy charbonnières 1	1993	7.7	7.3	8.3	6.8	30.1
54	MATHY Lucie	Marcy charbonnières 2	2001	7.7	7.9	7.4	6.6	29.6
55	DELECROIX Romane	Chaponnay	2002	7.7	8.0	5.4	8.2	29.3
56	MOREUX SOLENE	Limonest	1997	8.3	5.7	5.0	8.6	27.6
57	ROLLAND Marianne	Marcy charbonnières 2	2002	6.7	8.8	4.9	7.0	27.4
58	DUMORTIER Laurine #	Brindas	2001	8.1	9.3	9.1	0.0	26.5
59	ISRAEL-SION Enza	Limonest	1997	8.5	9.9	8.1	-0.2	26.3
60	LEHERISSEY MAYLIS	Irigny	2001	0.0	9.5	7.9	8.1	25.5
	BRENIER Alexandra #	Lentilly	1996	6.3	3.8	7.1	8.3	25.5
62	AUDUC Sophie ###	Jonage	1981	8.1	0.0	6.9	9.0	24.0
63	MARTIN Anna	Lentilly	2001	0.0	7.3	6.8	8.6	22.7
64	BLANCHARD Emma #	Lentilly	1999	0.0	5.3	7.6	8.6	21.5
65	MARZE Lou	Gerland Mouche 1	2002	0.0	10.0	9.3	0.0	19.3
66	BRENIER Flavie	Lentilly	1998	7.5	0.0	0.0	0.0	7.5
67	PLASSE Ameline	Anse	1999	0.0	0.0	0.0	0.0	0.0
	MOUDENE Camelia	Gerland Mouche 1	1996	0.0	0.0	0.0	0.0	0.0
	LEBLANC Oceane	Limonest	1984	0.0	0.0	0.0	0.0	0.0
	DAUDRE VIGNIER Ludivine	Chaponnay	2000	0.0	0.0	0.0	0.0	0.0