

Résultats de la compétition
Championnat régional Rhône Alpes Filière Nationale
Boën / Le Chambon Feugerolles
19 et 20 mars 2016

2. MASCULIN NIVEAU3 11 + . SA_DA (individuels)

2.1. Résultats par équipes




	Equipe	Club							Total
1	Amplepuis	La fraternelle	31.6	31.0	35.3	32.5	33.6	28.8	192.8
2	Rhodia club	Rhodia-Club Gymnastique	33.5	25.6	27.7	29.4	30.7	28.5	175.4
3	Givors	Independante givors	29.2	28.6	30.1	28.0	30.8	26.4	173.1
4	Savigny	A.s.c.savigny	31.2	22.7	27.3	28.9	31.2	27.1	168.4
5	Tullins	Tullins la Vaillante	22.3	25.3	17.7	19.2	19.7	16.4	120.6

2.2. Résultats individuels





	Gymnaste	Equipe	Anne e							Total
1	DA SILVA Florian ###	Amplepuis	1992	11.4	10.6	12.1	10.4	12.0	11.6	68.1
2	CHRISTOPHLE Rémi #	Amplepuis	1991	10.3	11.8	12.0	11.4	11.6	7.9	65.0
3	BROTEL Tristan	Tullins	1995	11.3	10.9	11.7	10.6	9.4	8.9	62.8
4	ROBERT Damien ##	Savigny	1997	11.6	10.5	8.5	10.8	11.4	9.7	62.5
5	CLAVEL NICOLAS	Givors	1989	8.7	11.0	10.3	10.0	11.6	10.0	61.6
6	CLOPET Antonin	Rhodia club	1996	10.7	11.2	11.1	8.6	9.6	9.1	60.3
7	BUTTY Pierrick	Amplepuis	2002	9.9	8.4	11.2	10.7	9.6	9.3	59.1
8	WACHTEL Thomas	Rhodia club	2001	11.4	6.9	8.4	9.7	10.5	9.1	56.0
9	AFANASSIEF Axel	Rhodia club	2000	11.4	6.3	8.2	10.4	8.7	10.3	55.3
10	CARDOSO Dimitri	Givors	1994	8.2	11.1	9.1	8.9	10.4	6.7	54.4
11	GUILLEMIN Kilian	Givors	1996	9.6	6.5	10.7	9.1	8.7	8.5	53.1
12	DESHIERE Romain ###	Tullins	1984	11.0	8.7	6.0	8.6	10.3	7.5	52.1
13	BILLON GALLAND Maxime	Savigny	1996	6.5	7.3	8.8	8.7	9.4	8.1	48.8
14	ROLLET Mathias	Givors	1996	10.9	5.6	7.0	8.1	8.8	7.9	48.3
15	BESSON Thomas	Savigny	1990	8.6	0.0	10.0	8.9	10.0	9.3	46.8
16	GUILLERMIN Luc	Amplepuis	1998	8.5	7.8	8.8	9.4	10.0	1.9	46.4
17	DELCASSOU Lilian	Rhodia club	2000	8.2	4.7	8.0	9.1	5.1	9.0	44.1
18	ROBERT Loïc	Givors	2000	6.4	5.3	6.2	8.4	8.1	6.6	41.0
19	FINAND Maxime	Rhodia club	1997	6.4	7.5	5.0	9.3	10.6	0.0	38.8
20	DURAND Lucas	Savigny	1988	0.0	4.9	6.7	9.0	9.7	8.0	38.3
21	BOUCHARD Nicolas	Savigny	1989	11.0	0.0	8.0	9.1	9.8	0.0	37.9
22	PEYRAUD Alexis	Amplepuis	2001	8.3	8.6	0.0	8.1	6.2	6.3	37.5
23	CABO Alexandre ##	Tullins	1991	0.0	5.7	0.0	0.0	0.0	0.0	5.7
24	JAMONAC Matthias	Tullins	1996	0.0	0.0	0.0	0.0	0.0	0.0	0.0
	PRADEL Robin	Tullins	1996	0.0	0.0	0.0	0.0	0.0	0.0	0.0

3. FEMININ NIVEAU2 11 + . SA_DA (individuels)

3.1. Résultats par équipes





	Equipe	Club					Total
1	Jonage	E.s.j gymnastique artistique	29.8	33.0	31.4	33.4	127.6
2	Crest	Us crétoise gymnastique	28.0	32.9	32.1	32.9	125.9
3	Villette d Anthon	Villette gym	27.1	30.3	32.9	33.8	124.1
4	Riorges	Olympique riorges gymnastique	26.9	29.2	33.4	32.8	122.3
5	St Genis les Ollières	Entente St genoise	26.2	30.3	30.6	32.4	119.5

3.2. Résultats individuels





	Gymnaste	Equipe	Annee					Total
1	CHAMBERT Esther	Riorges	1993	10.0	11.8	11.5	11.1	44.4
2	GROCCIA GILLY	Jonage	1999	10.4	11.3	10.5	11.2	43.4
3	ROLLAND Celie	Crest	2000	9.7	12.2	11.2	10.0	43.1
4	DUCARRE Florine ### *	Savigny 1 (indiv) (indiv)	1987	9.6	10.7	10.5	11.7	42.5
5	GOBET CAMILLE	Jonage	2000	9.9	11.8	9.3	11.3	42.3
	AZAIS Esther	Crest	1998	9.4	10.5	11.4	11.0	42.3
7	AGHADJANIAN Emma #	Villette d Anthon	2000	9.4	10.0	10.9	11.0	41.3
8	POIGNANT Marion # *	Savigny 1 (indiv) (indiv)	1989	8.8	10.4	10.6	11.2	41.0
9	JAUMONET Marie	Jonage	1991	9.5	9.4	11.0	10.9	40.8
10	MOREAU Estelle	St Genis les Ollières	1992	8.5	10.4	10.0	11.4	40.3
11	AZAIS Abigail	Crest	1996	8.9	10.2	9.5	10.9	39.5
12	NIERING chloe	Villette d Anthon	1998	9.2	7.3	11.3	11.6	39.4
13	JANDARD Noémie	St Genis les Ollières	2000	8.2	10.0	9.7	11.2	39.1
14	MOREAU Alexia	St Genis les Ollières	1992	8.5	9.9	9.9	9.8	38.1
15	TOUREY Ambrine ##	Riorges	1998	8.6	8.3	10.0	10.2	37.1
16	JUNAIDI Vanessa	Crest	2003	8.6	9.0	8.4	11.0	37.0
17	CHAZOT Julie	St Genis les Ollières	1995	9.2	8.6	10.7	8.4	36.9
18	GOMEZ Carla	Villette d Anthon	2001	8.5	9.0	9.4	9.5	36.4
19	DELOGE Marion	St Genis les Ollières	1991	8.3	9.3	9.9	8.2	35.7
20	GRANGE Mathilde #	Riorges	1998	8.3	8.8	9.7	8.8	35.6
21	BRUNEL Alexandra ###	Jonage	1995	8.4	9.9	9.4	7.8	35.5
22	BENOIT Margo	Crest	2001	8.0	6.5	9.3	9.5	33.3
23	NIERING Léa #	Villette d Anthon	2000	0.0	11.3	10.0	11.2	32.5
24	DECLAS Coline	Riorges	1999	0.0	8.6	11.9	11.5	32.0
25	TARIFA Anouk ##	Villette d Anthon	1999	8.4	0.0	10.7	10.2	29.3
26	DE SOUSA Carine	Jonage	1994	8.3	9.9	9.9	0.0	28.1
27	MIRMAND Eva	Riorges	1995	0.0	0.0	0.0	0.0	0.0

4. FEMININ NIVEAU3 11-16 ans . SA_DA (individuels)

4.1. Résultats par équipes





	Equipe	Club					Total
1	Privas	Sc privas gym	27.2	29.9	34.8	34.8	126.7
2	Rhodia club	Rhodia-Club Gymnastique	27.5	31.4	34.2	32.8	125.9
3	Riorges	Olympique riorges gymnastique	26.3	31.1	33.4	31.6	122.4
4	St Martin d hères	Essm gymnastique	25.5	30.0	33.6	32.0	121.1
5	Crolles	Gym et rythme crolles	26.3	32.2	30.9	28.4	117.8
6	Tullins	Tullins la Vaillante	24.3	26.1	31.0	24.3	105.7
7	Francheville	Gym dans '	8.7	9.9	10.2	9.1	37.9

4.2. Résultats individuels





	Gymnaste	Equipe	Annee					Total
1	VIGNAL Manon	Rhodia club	1999	9.6	11.4	11.7	11.4	44.1
2	QUINTANA Cloe	Privas	1999	9.1	10.1	11.5	11.8	42.5
3	VO Lucie	Privas	2002	8.8	9.9	11.6	11.6	41.9
4	BRIOT Tess	Privas	2001	9.1	9.9	11.7	10.8	41.5
5	VASSAS Elea	Privas	2001	8.9	9.9	11.1	11.4	41.3
	ZERBINI Eva	Riorges	2003	9.6	9.5	11.6	10.6	41.3
7	BENAMER LINA	St Martin d hères	2004	8.3	10.6	11.2	11.0	41.1
8	POTTIER Kimberley	Rhodia club	2000	9.0	10.2	11.1	10.7	41.0
9	ROCHARD Eleonore	Riorges	2002	8.5	10.3	11.1	10.8	40.7
10	NUOVO Harmonie	Privas	2001	9.0	9.6	10.4	11.0	40.0
11	GENIN Andréa	Rhodia club	1999	8.2	9.4	11.4	10.5	39.5
12	CHAUSSINAND Lisa	Rhodia club	2001	8.4	9.4	10.6	10.7	39.1
13	NORAZ Chloé	St Martin d hères	2003	8.6	10.7	10.6	9.1	39.0
14	BERARD Laurie ##	Crolles	1999	8.0	10.6	9.4	10.6	38.6
15	MANSUY EMMA	St Martin d hères	2004	8.3	8.7	10.5	11.0	38.5
	ATALLAH Marylise	Rhodia club	1999	8.9	9.8	10.8	9.0	38.5
17	ODEYER Charlène	Tullins	2000	8.1	10.3	10.3	9.5	38.2
18	GARABEDIAN Margot	Francheville	2004	8.7	9.9	10.2	9.1	37.9
19	MEGUIBA DONIA	St Martin d hères	2002	8.4	8.3	11.5	9.6	37.8
20	PETITE Emeline	Crolles	1999	8.5	11.4	10.4	7.3	37.6
21	BURNICHON Charlyne	Riorges	2002	8.2	8.6	10.3	10.2	37.3
	VAUTIER Lea	Riorges	2002	8.0	10.4	9.2	9.7	37.3
23	DELAGOUTTE Alice ##	Crolles	1999	7.4	10.2	9.8	9.2	36.6
24	CHAVEROT AVRIL	St Martin d hères	2003	8.5	7.0	10.9	10.0	36.4
25	FABRE Ines ##	Crolles	1999	8.9	7.6	10.7	8.6	35.8
26	BECHU Laura	Tullins	2001	8.1	8.4	10.9	7.1	34.5
27	HUET Amélie	Tullins	2002	7.9	7.4	9.8	7.6	32.7
28	BANCHERI Meije	Tullins	2002	8.1	6.1	8.9	6.7	29.8
29	CAMPIONE Tifaine	Tullins	1999	7.7	4.2	8.4	7.2	27.5
30	FROBERT Elise	Riorges	2002	0.0	10.4	10.7	0.0	21.1
31	JOURDAN Salomé #	Crolles	1999	8.9	0.0	0.0	0.0	8.9
32	BESSON Elsa	Francheville	2001	0.0	0.0	0.0	0.0	0.0
	CARRE Elisa	Francheville	2001	0.0	0.0	0.0	0.0	0.0
	HEITZ Valentine	Francheville	2004	0.0	0.0	0.0	0.0	0.0
	REYMOND Heloise	Francheville	1999	0.0	0.0	0.0	0.0	0.0

5. FEMININ NIVEAU7 11 + . SA_DA (D) (individuels)

5.1. Résultats par équipes

	Equipe	Club					Total
1	Echirolles ALE	Echirolles Amicale Laique Gym	35.2	38.6	35.4	37.9	147.1
2	Domène 2	Etoile sportive doménoise	34.6	36.3	35.6	35.6	142.1
3	St Rambert d Albon	ASCR Gym	32.5	37.1	35.0	36.9	141.5
4	La tour du pin	L'alerte gymnastique la tour du pin	32.8	36.3	35.0	37.1	141.2
5	Le chambon feugerolles	La liberte le chambon feugerolle	34.5	36.0	34.2	35.8	140.5
6	L isle d Abeau	Gym d'Abeau	33.1	35.8	33.0	37.1	139.0
7	Pierre Bénite	Patronage laïque de Pierre Bénite	30.9	37.2	34.3	36.1	138.5
8	St Martin d hères	Essm gymnastique	32.5	35.9	34.4	34.5	137.3
9	Bourg St Maurice	Bsm gym bourg st maurice	29.7	34.7	34.0	35.7	134.1
10	Brindas	A.s.brindas	31.1	34.1	33.4	34.9	133.5
11	Moirans	CLUB GYM MOIRANNAIS	31.4	34.8	30.3	34.3	130.8
12	St quentin fallavier	St Quentin Fallavier	26.9	34.7	32.8	35.5	129.9
13	Lentilly	Amicale Laique de Lentilly	28.3	36.1	29.5	30.6	124.5

5.2. Résultats individuels

	Gymnaste	Equipe	Annee					Total
1	FANGET Candice	St Rambert d Albon	2004	8.8	9.5	9.1	9.2	36.6
2	GARDE Romane	Domène 2	2004	8.6	9.4	9.1	9.2	36.3
3	ASTIER Lucile	Domène 2	2004	8.8	9.2	9.2	9.0	36.2
4	DURIEZ Clémentine	Echirolles ALE	2002	8.7	9.7	8.3	9.4	36.1
	HAMOUCHE Célia	Echirolles ALE	2002	8.4	9.6	8.6	9.5	36.1
6	DI GIORGIO LYDIA #	Le chambon feugerolles	2000	9.0	9.4	8.5	9.0	35.9
	LAVERGNE Juliette	L isle d Abeau	2004	8.4	9.3	8.8	9.4	35.9
8	MOHAMED CHAYKHI Lara	Echirolles ALE	2002	8.1	9.5	8.7	9.3	35.6
9	CONTION Celine	St Martin d hères	2003	8.5	9.6	8.7	8.5	35.3
	TAFERE Sarah	Echirolles ALE	2002	8.3	8.9	8.6	9.5	35.3
	BOYER Laurianne	Le chambon feugerolles	2003	8.9	8.7	8.9	8.8	35.3
12	DUBOIS Rashel	St Rambert d Albon	2004	8.5	8.9	8.4	9.4	35.2
	ESPOSITO Tiffany	Pierre Bénite	2002	7.5	9.5	9.0	9.2	35.2
14	GOMES DOS SANTOS Maelys	La tour du pin	2003	8.7	9.1	8.8	8.5	35.1
	BARTEVIAN Théa	Le chambon feugerolles	2004	8.1	9.1	8.6	9.3	35.1
16	MAHIEU Lila	La tour du pin	2001	7.3	9.5	8.6	9.4	34.8
	CHOMEL Marine	L isle d Abeau	2004	8.2	9.3	8.4	8.9	34.8
18	BOUHELIER Manon	La tour du pin	2003	8.3	8.6	8.6	9.2	34.7
	POUSSIER Juliette #	Moirans	1997	8.1	9.1	8.3	9.2	34.7
20	DORNE Leane	St Rambert d Albon	2004	7.4	9.2	8.9	9.1	34.6
	OBLE Maelys	La tour du pin	2002	8.1	8.4	9.0	9.1	34.6
22	MUNOZ Ariane	Domène 2	2004	8.4	8.7	8.4	8.9	34.4
	FAURE Lisa	Moirans	2003	8.8	9.3	8.3	8.0	34.4

	ROCHIGNEUX Coralie	Brindas	2002	7.6	8.8	8.7	9.3	34.4
25	FERCHICHE Alya	L isle d Abeau	2003	8.2	9.2	7.6	9.2	34.2
26	DUC-JACQUET Romane	Domène 2	2004	8.8	9.0	8.6	7.7	34.1
27	EVANS Grace	Bourg St Maurice	2001	7.6	8.7	8.7	9.0	34.0
28	HABHOUB Leya	Pierre Bénite	2002	7.6	9.5	7.9	8.9	33.9
	KHOUTIR Leane	St Martin d hères	2004	8.1	8.8	8.7	8.3	33.9
	PERRAT Ségolène *	VILLEURBANNE	2002	7.0	9.2	8.7	9.0	33.9
31	VIVET Anais	St Rambert d Albon	2003	7.8	9.5	7.4	9.1	33.8
32	FATNASSI Shana	Pierre Bénite	2003	8.6	7.7	8.8	8.6	33.7
	CHAPUIS Margot	Pierre Bénite	2004	6.5	9.2	8.6	9.4	33.7
	EVANS Lily	Bourg St Maurice	2001	7.3	9.0	8.6	8.8	33.7
35	SZCZEPANIAK Justine	La tour du pin	2001	7.2	8.8	8.2	9.4	33.6
36	SUAREZ Lisa	St Martin d hères	2004	6.8	9.2	8.4	9.1	33.5
	PIERRE Julia	Lentilly	2002	7.1	9.5	8.1	8.8	33.5
	BOUCHACOURT Clara	L isle d Abeau	2004	8.3	7.8	8.1	9.3	33.5
39	DUCHENE Talia	Bourg St Maurice	2001	7.3	8.3	8.6	9.2	33.4
40	OBLE Lorina	La tour du pin	2002	7.7	8.9	8.2	8.4	33.2
	BONGUE Monique	Le Chambon feugerolles	2002	8.3	8.8	8.2	7.9	33.2
42	CHUZEVILLE Ema	L isle d Abeau	2002	8.1	8.0	7.7	9.2	33.0
43	PISANO BERNARD Venus	St Rambert d Albon	2003	7.1	8.4	8.6	8.8	32.9
	OSTERNAUD LENA	St Martin d hères	2003	8.6	8.3	7.4	8.6	32.9
45	ALENDIA Julie	Bourg St Maurice	2000	7.5	8.5	8.1	8.7	32.8
46	MOREY Anaëlle	St Quentin Fallavier	2000	7.2	8.6	8.0	8.8	32.6
	NATALIZIO Camille	St Quentin Fallavier	2001	6.7	8.7	8.1	9.1	32.6
48	CUTAJAR Amel	Pierre Bénite	2002	7.2	9.0	7.5	8.6	32.3
	GRANJON Eva	St Quentin Fallavier	2001	6.5	8.7	8.1	9.0	32.3
	RAMIREZ Emma	St Quentin Fallavier	2001	6.5	8.7	8.6	8.5	32.3
51	PAJETTA Aurélie	Brindas	2003	7.5	8.4	7.9	8.4	32.2
52	DELOUCHE Léanne	Le Chambon feugerolles	2003	8.3	7.0	8.1	8.7	32.1
	VUILLEZ Axelle	Brindas	2000	7.8	7.6	8.3	8.4	32.1
54	ODDOUX Zoé	L isle d Abeau	1998	7.7	7.3	7.7	9.2	31.9
55	EKOUE LAETITIA	St Martin d hères	2003	7.3	7.9	8.6	7.9	31.7
56	VULLIEZ Madeline	Brindas	2003	8.0	7.2	8.5	7.9	31.6
57	CUISSARD Manon #	Moirans	2000	7.1	7.8	7.9	8.4	31.2
	OUZEAU Justine	Bourg St Maurice	2002	7.2	8.5	7.7	7.8	31.2
59	CAPUANO Charlotte	Lentilly	2002	7.4	8.8	6.8	7.8	30.8
60	IDAHMANNENE Ema	Domène 2	2004	6.9	6.9	8.7	8.1	30.6
61	COURDAVAULT DUPRAT Gaelle	Moirans	2001	7.4	8.6	5.8	8.7	30.5
62	MORILLON Agathe	Lentilly	2002	6.9	9.0	7.5	7.0	30.4
63	JESUS Coraline	Brindas	2003	7.7	9.3	4.5	8.8	30.3
64	VICERAT Mathilde	Le Chambon feugerolles	2002	7.2	7.6	8.1	7.3	30.2
65	SAWICKA Zolia	Bourg St Maurice	2003	6.8	7.5	7.2	8.4	29.9
66	FIAT Zélie	Domène 2	2004	7.0	6.7	7.6	8.5	29.8
	MARTEAU Cléa	Lentilly	2003	6.9	8.8	7.1	7.0	29.8
68	KLEIN Emma	St Quentin Fallavier	2001	6.2	7.3	7.8	8.1	29.4
69	BELOUD Ivana	St Quentin Fallavier	2001	6.1	6.8	7.5	8.6	29.0
70	RICHARD COHET Maëva	Echirolles ALE	1991	8.8	9.8	9.3	0.0	27.9
71	GUIDUCCI Karine	Echirolles ALE	1991	9.3	0.0	8.8	9.5	27.6
72	PAROLO Marie	St Rambert d Albon	2003	0.0	7.5	8.2	9.2	24.9
73	WARGUI Nawel	Pierre Bénite	2001	0.0	6.3	6.0	7.6	19.9
74	ANTELME AMBRE	St Martin d hères	2002	7.1	0.0	0.0	0.0	7.1
75	PIASER Mélanie	Moirans	2003	0.0	0.0	0.0	0.0	0.0
	DEMOLLIÈRE Clara	Brindas	2004	0.0	0.0	0.0	0.0	0.0





	ALONSO-BRAISSARD Roxanne	Lentilly	2002	0.0	0.0	0.0	0.0	0.0
	TANLET Angéline	Lentilly	2000	0.0	0.0	0.0	0.0	0.0
2	*	VILLEURBANNE	0	0.0	0.0	0.0	0.0	0.0
3	*	VILLEURBANNE	0	0.0	0.0	0.0	0.0	0.0
4	*	VILLEURBANNE	0	0.0	0.0	0.0	0.0	0.0
5	*	VILLEURBANNE	0	0.0	0.0	0.0	0.0	0.0
6	*	VILLEURBANNE	0	0.0	0.0	0.0	0.0	0.0

6. FEMININ NIVEAU5 11-15 ans . SA_DA (individuels)

6.1. Résultats par équipes

	Equipe	Club					Total
1	St Priest	Gymnique association saint priest	0.0	0.0	0.0	0.0	0.0
	Villette d Anthon	Villette gym	0.0	0.0	0.0	0.0	0.0
	Boen AL	Amicale lai que de boen	0.0	0.0	0.0	0.0	0.0
	La tour du pin	L'alerte gymnastique la tour du pin	0.0	0.0	0.0	0.0	0.0
	Irigny	Amicale lai que irigny	0.0	0.0	0.0	0.0	0.0
	Riorges	Olympique riorges gymnastique	0.0	0.0	0.0	0.0	0.0
	Rhodia club	Rhodia-Club Gymnastique	0.0	0.0	0.0	0.0	0.0
	Vaugneray	Union sportive de l'ouest lyonnais	0.0	0.0	0.0	0.0	0.0
	Pont de claix	Pont de claix amicale gymnique	0.0	0.0	0.0	0.0	0.0
	Arbresle	L'arbresle	0.0	0.0	0.0	0.0	0.0
	Belleville sur saone	Gym club belleville beaujolais	0.0	0.0	0.0	0.0	0.0
	Chaponnay	Chaponnay gym	0.0	0.0	0.0	0.0	0.0
	Romans	avenir de romans	0.0	0.0	0.0	0.0	0.0

6.2. Résultats individuels

	Gymnaste	Equipe	Annee					Total
1	BETTINGER Jeanne	St Priest	2002	0.0	0.0	0.0	0.0	0.0
	DA SILVA Mélanie	St Priest	2004	0.0	0.0	0.0	0.0	0.0
	ELAH Mylene	St Priest	2004	0.0	0.0	0.0	0.0	0.0
	MAHMOUD Assil	St Priest	2002	0.0	0.0	0.0	0.0	0.0
	MASSON Juliette	St Priest	2003	0.0	0.0	0.0	0.0	0.0
	RODRIGUES Marie	St Priest	2003	0.0	0.0	0.0	0.0	0.0
	BEN YAHIA Maëlle	Villette d Anthon	2002	0.0	0.0	0.0	0.0	0.0
	DAS NEVES Inès	Villette d Anthon	2002	0.0	0.0	0.0	0.0	0.0
	DELASSUS Emma	Villette d Anthon	2001	0.0	0.0	0.0	0.0	0.0
	FIOGER Emma	Villette d Anthon	2003	0.0	0.0	0.0	0.0	0.0
	PENACHE Valeria	Villette d Anthon	2002	0.0	0.0	0.0	0.0	0.0
	PILIA Pauline	Villette d Anthon	2002	0.0	0.0	0.0	0.0	0.0
	CHAPOT Armelle	Boen AL	2002	0.0	0.0	0.0	0.0	0.0
	DAVAL Ines	Boen AL	2002	0.0	0.0	0.0	0.0	0.0
	DURAND Louna	Boen AL	2002	0.0	0.0	0.0	0.0	0.0
	ESTANO Eugenie	Boen AL	2001	0.0	0.0	0.0	0.0	0.0
	KHALLADI Ines	Boen AL	2001	0.0	0.0	0.0	0.0	0.0
	DE PARSCAU Victoire	La tour du pin	2002	0.0	0.0	0.0	0.0	0.0
	LOMBARD Astrid	La tour du pin	2000	0.0	0.0	0.0	0.0	0.0
	MOUNIER Clara	La tour du pin	2001	0.0	0.0	0.0	0.0	0.0
	RIVAS Héloïse	La tour du pin	2003	0.0	0.0	0.0	0.0	0.0
	STENGER Olivia	La tour du pin	2002	0.0	0.0	0.0	0.0	0.0
	STIVAL Lucie	La tour du pin	2004	0.0	0.0	0.0	0.0	0.0
	DEDINGER Ophelie	Irigny	2002	0.0	0.0	0.0	0.0	0.0
	DUCHAMP Léa	Irigny	2003	0.0	0.0	0.0	0.0	0.0




ESTEIOLE Malou	Irigny	2003	0.0	0.0	0.0	0.0	0.0
LOMBARDI COLLIGNON Lucie	Irigny	2003	0.0	0.0	0.0	0.0	0.0
PROT Océane	Irigny	2004	0.0	0.0	0.0	0.0	0.0
STRIMBERG Emma	Irigny	2002	0.0	0.0	0.0	0.0	0.0
AUCLAIR Annaelle	Riorges	2002	0.0	0.0	0.0	0.0	0.0
BOST Syrielle	Riorges	2004	0.0	0.0	0.0	0.0	0.0
DE JESUS Romane	Riorges	2003	0.0	0.0	0.0	0.0	0.0
DELORME Calista	Riorges	2002	0.0	0.0	0.0	0.0	0.0
LACHARD Ophelie	Riorges	2003	0.0	0.0	0.0	0.0	0.0
MONDELIN Lena	Riorges	2003	0.0	0.0	0.0	0.0	0.0
COLLET Silhoé	Rhodia club	2002	0.0	0.0	0.0	0.0	0.0
DA COSTA Océane	Rhodia club	2003	0.0	0.0	0.0	0.0	0.0
GESKOFF Maëlle	Rhodia club	2002	0.0	0.0	0.0	0.0	0.0
LEVERNEY Malya	Rhodia club	2002	0.0	0.0	0.0	0.0	0.0
MENNELLA Lucie	Rhodia club	2003	0.0	0.0	0.0	0.0	0.0
NEMOZ Ambre	Rhodia club	2002	0.0	0.0	0.0	0.0	0.0
ARLAUD Laura	Vaugneray	2002	0.0	0.0	0.0	0.0	0.0
CARNEIRO Meline	Vaugneray	2002	0.0	0.0	0.0	0.0	0.0
CHENAT Samantha	Vaugneray	2002	0.0	0.0	0.0	0.0	0.0
GIRAUD Ophelie	Vaugneray	2002	0.0	0.0	0.0	0.0	0.0
LEFEVRE Axelle	Vaugneray	2002	0.0	0.0	0.0	0.0	0.0
LEFEVRE Caroline	Vaugneray	2002	0.0	0.0	0.0	0.0	0.0
COLLAS Lucie *	Nivolas vermelle 1 (indiv) (indiv)	2003	0.0	0.0	0.0	0.0	0.0
ABGRALL Luisa	Pont de claix	2003	0.0	0.0	0.0	0.0	0.0
BALLARD Julie	Pont de claix	2000	0.0	0.0	0.0	0.0	0.0
CUSANNO Lena	Pont de claix	2002	0.0	0.0	0.0	0.0	0.0
PETITJEAN LAEMLE Blanche	Pont de claix	2003	0.0	0.0	0.0	0.0	0.0
TAIX Zoe	Pont de claix	2001	0.0	0.0	0.0	0.0	0.0
WEINBERG Ilona	Pont de claix	2002	0.0	0.0	0.0	0.0	0.0
BARIOT Adele	Arbresle	2000	0.0	0.0	0.0	0.0	0.0
MARTINI Manon	Arbresle	2004	0.0	0.0	0.0	0.0	0.0
MERCIER Carole	Arbresle	2002	0.0	0.0	0.0	0.0	0.0
ROBERT Eloïse	Arbresle	2002	0.0	0.0	0.0	0.0	0.0
DALLA COSTA Ninon	Belleville sur saone	2004	0.0	0.0	0.0	0.0	0.0
FAYE Mathilde	Belleville sur saone	2003	0.0	0.0	0.0	0.0	0.0
MERIEUX Carla	Belleville sur saone	2004	0.0	0.0	0.0	0.0	0.0
PERRACHON Solene	Belleville sur saone	2003	0.0	0.0	0.0	0.0	0.0
SEIGNERET Léna	Belleville sur saone	2002	0.0	0.0	0.0	0.0	0.0
VERPOIX Eva	Belleville sur saone	2002	0.0	0.0	0.0	0.0	0.0
DAUDRE VIGNIER Sixtine	Chaponnay	2002	0.0	0.0	0.0	0.0	0.0
DUPERRAY Emilie	Chaponnay	2004	0.0	0.0	0.0	0.0	0.0
GENTIL Aléna	Chaponnay	2004	0.0	0.0	0.0	0.0	0.0
PELEGRY Clara	Chaponnay	2003	0.0	0.0	0.0	0.0	0.0
THERMOS Emma	Chaponnay	2004	0.0	0.0	0.0	0.0	0.0
VAGOGNE Juliette	Chaponnay	2004	0.0	0.0	0.0	0.0	0.0
CHAMPALE Lilas	Romans	2001	0.0	0.0	0.0	0.0	0.0
FAGOT REVURA Justine	Romans	2004	0.0	0.0	0.0	0.0	0.0
PETIT Pauline	Romans	2002	0.0	0.0	0.0	0.0	0.0
ROUSSET Zoé	Romans	2002	0.0	0.0	0.0	0.0	0.0
VIOSSAT Justine	Romans	2004	0.0	0.0	0.0	0.0	0.0

7. FEMININ NIVEAU5 14-18 ans . SA_DA (individuels)

7.1. Résultats par équipes

	Equipe	Club					Total
1	Bron 2	Amicale Laïque de Bron	34.5	39.4	36.8	39.8	150.5
2	St Rambert d Albon	ASCR Gym	32.8	39.0	38.6	40.0	150.4
3	Nivolas vermelle	Nivolas alep espoir gymnique	34.5	39.8	37.8	38.1	150.2
4	Autun	LA VAILLANTE	32.9	38.2	37.7	38.1	146.9
5	Bron 1	Amicale Laïque de Bron	32.2	39.2	37.1	38.3	146.8
6	Renaison	Amicale laïque sportive renaison	32.9	37.8	37.5	38.2	146.4
7	Crolles	Gym et rythme crolles	32.5	39.3	36.8	37.7	146.3
8	St Priest	Gymnique association saint priest	32.1	37.4	36.9	35.0	141.4
9	Domène	Etoile sportive doménoise	31.2	37.1	34.9	37.5	140.7
10	Apprieu	Apprieu avant garde section gym	32.7	31.7	35.1	38.1	137.6
11	Chaponnay	Chaponnay gym	28.8	36.7	35.4	36.1	137.0
12	Lyon	PL Vilette Paul Bert	30.2	36.8	34.3	35.4	136.7
13	La tour du pin	L'alerte gymnastique la tour du pin	30.0	33.8	33.0	35.4	132.2
14	Montmelian	Ecole gym sportive montmelian	30.7	35.6	27.9	36.4	130.6

7.2. Résultats individuels





	Gymnaste	Equipe	Annee					Total
1	MARTOS Lorrie #	St Rambert d Albon	1999	8.8	10.2	10.4	10.4	39.8
2	BARBIERE Carole	Bron 2	1998	8.7	10.3	9.8	10.2	39.0
3	BLANCHARD Noemie	Apprieu	1997	8.7	9.7	9.1	10.4	37.9
	BATU Cassandra	Autun	1998	8.3	9.7	9.9	10.0	37.9
	PAQUIER Fanny #	Autun	1999	8.6	10.2	9.3	9.8	37.9
6	GOETINCK Sarah	St Rambert d Albon	1998	8.2	10.1	9.5	10.0	37.8
7	BANZET Elodie #	Bron 1	1999	8.7	10.0	9.0	9.8	37.5
8	MARTINEZ Heloise #	Bron 2	1999	8.7	9.9	9.3	9.5	37.4
	MOUTTET Noémie	Renaison	2000	8.6	9.3	9.5	10.0	37.4
10	PICOT-GUERAUD Marie #	Nivolas vermelle	1997	8.0	9.8	9.9	9.6	37.3
	LALEU Angélique	Renaison	2001	8.8	10.0	9.3	9.2	37.3
12	PREVE Lucile	Crolles	1999	8.1	9.6	9.7	9.8	37.2
	LUAIRE Léa #	Bron 1	1997	8.2	10.4	9.8	8.8	37.2
	MAILLES Clara	Nivolas vermelle	1998	8.9	9.9	9.6	8.8	37.2
15	ROULLIN Audrey	Autun	1997	8.2	9.6	9.6	9.5	36.9
16	PIOLAT Ludivine	Nivolas vermelle	2000	8.4	9.8	8.8	9.8	36.8
17	KISRANE Inès	Bron 2	2000	8.3	9.5	8.8	10.1	36.7
18	CAZEAUX Jeanne	Crolles	1999	7.9	10.4	9.0	9.3	36.6
	MATHEVET Chloé	Nivolas vermelle	1998	8.6	10.3	8.2	9.5	36.6
20	PIOLAT Anaïs	Nivolas vermelle	1998	8.6	9.2	9.5	9.2	36.5
21	MARTINEZ Charlene #	Bron 2	1999	8.8	8.9	8.9	9.7	36.3
22	BERLINGARD Mélanie #	Bron 1	1997	7.4	9.5	9.2	10.0	36.1
	DUPRE Elise	Lyon	2000	7.9	10.0	9.4	8.8	36.1
24	METRAL Lucie #	Bron 2	2000	8.2	9.7	8.3	9.8	36.0

	CHETTIH Mahira #	Bron 1	1999	7.9	9.3	9.1	9.7	36.0
26	RODRIGUES Cecile	St Priest	2001	7.6	9.2	8.9	10.0	35.7
	REYNAUD Ambre	St Rambert d Albon	2001	7.9	9.6	8.3	9.9	35.7
	BRUEL Léonie #	Renaison	1998	7.5	9.8	9.0	9.4	35.7
	MARTIN Chloe #	Renaison	1998	7.8	8.7	9.7	9.5	35.7
30	ROBESSON Morgane	Apprieu	1999	8.6	8.4	9.0	9.6	35.6
31	LAFUMA Eva	St Rambert d Albon	1998	7.9	8.9	9.1	9.4	35.3
	SLAWSKI Emma	Lyon	2001	7.5	9.4	9.3	9.1	35.3
33	GUIGUET Justine ##	St Priest	2000	7.7	8.1	9.3	10.1	35.2
34	CONJARD Oceane	St Rambert d Albon	1999	7.4	8.4	9.6	9.7	35.1
35	JEMELEDINE Sarah	Lyon	2001	8.8	8.5	7.9	9.8	35.0
36	DUBUS Andrea	Crolles	2000	7.6	9.2	9.0	9.1	34.9
37	DREUILLET Marianne	Crolles	2000	7.6	10.1	9.1	8.0	34.8
38	DEROUVROY Margaud	St Priest	1999	8.1	9.7	9.5	7.3	34.6
	TONON Fanélie	Domène	1998	6.8	9.2	9.5	9.1	34.6
40	BOUGNARD Célia	Domène	2001	7.4	9.2	9.7	8.2	34.5
	DONAZZOLO Laura	Chaponnay	2001	7.5	9.6	7.9	9.5	34.5
42	LAVAL BEAUGELIN Elise	St Rambert d Albon	1999	7.2	9.1	9.1	9.0	34.4
43	GONCALVES Armelle elyse	La tour du pin	1998	7.4	8.5	9.1	9.2	34.2
44	MARTIN Maelys #	Bron 1	1998	7.4	9.3	8.5	8.8	34.0
	BENOIT Alexia	Montmelian	1998	7.7	9.4	6.9	10.0	34.0
46	MULLER Océane	La tour du pin	1999	8.1	8.8	8.7	8.1	33.7
47	SCHMITT Montaine	Crolles	2000	8.0	9.1	8.4	8.1	33.6
	MOLEINS Lisa	Nivolas vermelle	2000	7.8	9.0	8.1	8.7	33.6
49	AZNAR Laurie	Chaponnay	2001	7.0	9.7	8.5	8.3	33.5
50	CARLIN Ana	Crolles	2000	8.5	6.8	8.6	9.5	33.4
51	GALICHON CHLOE	Renaison	2000	7.5	8.5	8.0	9.3	33.3
52	REY Joelline	Domène	1997	8.2	6.7	8.5	9.6	33.0
	MARTIN Marie	Chaponnay	1999	7.2	9.4	8.7	7.7	33.0
54	CLOAREC Louanne	Montmelian	2000	8.4	7.4	8.0	9.1	32.9
55	CHARVOZ Marine	Chaponnay	2001	7.1	7.4	8.9	9.4	32.8
	FLETY Jeanne #	Autun	1998	7.8	8.7	7.9	8.4	32.8
57	LELIEVRE Mathilde	St Priest	2000	7.9	8.8	9.2	6.8	32.7
	JACQUET Ambre	Renaison	2000	7.7	7.6	8.8	8.6	32.7
59	GUIRAUD Sybeline	La tour du pin	1997	6.5	7.9	8.3	9.7	32.4
60	ALLARDON Mathilde	Bron 1	1998	7.1	8.9	7.3	8.8	32.1
61	NAUD Carla	Domène	2001	7.6	9.8	4.9	9.6	31.9
	DEFRANCE Camille	La tour du pin	1998	8.0	8.6	6.9	8.4	31.9
63	GUERINOT Célia	Chaponnay	2000	6.6	8.0	8.2	8.9	31.7
64	BOMBARD Rosalie	St Priest	2000	7.2	7.9	8.8	7.6	31.5
	GEVAUDAN Jeanne	Apprieu	1998	7.7	7.1	7.9	8.8	31.5
66	LAPIE Elise	Montmelian	2001	6.9	9.7	6.2	8.5	31.3
67	DA FONSECA Julie #	Domène	1998	7.7	8.9	6.1	7.6	30.3
68	MORI Lena	Apprieu	2000	7.7	6.5	6.6	9.2	30.0
	ANDRIOT Amelie #	Autun	2000	6.7	5.6	8.9	8.8	30.0
70	CARRET Estelle ##	Domène	1998	7.7	5.5	7.2	9.2	29.6
	THOMAS Laura	Apprieu	1999	6.9	4.7	9.1	8.9	29.6
72	CAMPA Elise	Autun	2000	7.6	5.8	7.7	8.3	29.4
73	GUERGOUR Célia	Lyon	2000	6.0	7.3	7.7	7.7	28.7
74	DELECROIX Julia	Chaponnay	2000	6.7	3.4	9.3	7.0	26.4
75	DUFURNET Alexane	Montmelian	1999	5.2	9.1	6.3	5.4	26.0
	MIDALI Océane	Montmelian	1998	7.7	2.8	6.7	8.8	26.0
77	LAURENT Manon	St Priest	2000	8.4	9.7	7.7	0.0	25.8
78	ISSARTIAL NINA	Lyon	2000	5.5	8.9	3.2	6.8	24.4
79	MICHALLON Sophie	Apprieu	2000	7.3	3.9	5.6	6.8	23.6
80	CAVASIN Oceane	La tour du pin	1999	0.0	0.0	0.0	0.0	0.0





FRETY Madrine	La tour du pin	1997	0.0	0.0	0.0	0.0	0.0
DUSSAULT Lise	Bron 2	1997	0.0	0.0	0.0	0.0	0.0
CHASTAGNER Servane	Lyon	1999	0.0	0.0	0.0	0.0	0.0
MIDALI Léa	Montmelian	2000	0.0	0.0	0.0	0.0	0.0

8. FEMININ NIVEAU6 11-15 ans . SA_DA (D) (individuels)

8.1. Résultats par équipes

	Equipe	Club					Total
1	Echirolles ALE	Echirolles Amicale Laique Gym	32.2	39.1	37.1	38.3	146.7
2	St Rambert d Albon 3	ASCR Gym	33.4	37.6	35.7	39.6	146.3
3	St Priest 2	Gymnique association saint priest	33.4	39.3	35.2	37.2	145.1
4	Meylan 1	Aspa meylan	33.6	38.0	35.3	37.5	144.4
5	Rhodia club	Rhodia-Club Gymnastique	32.2	37.4	35.3	38.7	143.6
6	St Martin d hères 1	Essm gymnastique	32.2	37.0	34.5	38.3	142.0
7	Limonest	A.S.C.J.L. Limonest	31.4	36.5	35.3	37.8	141.0
8	Le chambon feugerolles	La liberte le chambon feugerolle	31.6	37.4	33.3	36.9	139.2
	St Genis les Ollières	Entente St genoise	32.2	37.6	33.0	36.4	139.2
10	Pierre Bénite	Patronage laïque de Pierre Bénite	31.3	37.5	33.8	36.1	138.7
11	Villette d Anthon	Villette gym	29.0	37.9	34.0	36.4	137.3
12	Bourg St Maurice 2	Bsm gym bourg st maurice	30.2	35.7	32.7	35.9	134.5
13	Voreppe	Vaillante de Voreppe	31.3	35.9	31.7	34.6	133.5
14	Crolles	Gym et rythme crolles	31.9	35.8	28.2	36.6	132.5

8.2. Résultats individuels









	Gymnaste	Equipe	Annee					Total
1	MADELON Oceane	St Rambert d Albon 3	2004	9.0	9.8	9.5	10.2	38.5
2	ENTRESSANGLE Fanelie	St Rambert d Albon 3	2003	8.3	9.6	9.4	10.1	37.4
3	LAUZOL Pauline	Meylan 1	2002	8.2	10.2	9.0	9.8	37.2
4	BOROWIEC Maëva	Echirolles ALE	2001	8.5	9.6	9.2	9.6	36.9
5	POITOU Louna	Echirolles ALE	2003	8.3	9.7	9.3	9.4	36.7
6	BAROUX Manon	Rhodia club	2004	8.3	9.6	9.2	9.5	36.6
	GARCIA Lou anne	Echirolles ALE	2002	7.7	9.8	9.6	9.5	36.6
8	LONGERE Chloe	St Priest 2	2003	8.1	10.0	9.1	9.2	36.4
	HERBAUT Elisa	Rhodia club	2004	8.3	9.0	9.1	10.0	36.4
10	GUILLEMIN Mathilde	Echirolles ALE	2002	7.6	10.0	9.0	9.5	36.1
11	BOMBARD Célestine	St Priest 2	2003	8.2	9.9	8.4	9.5	36.0
	MATURIN Leane	St Priest 2	2003	8.4	9.6	8.7	9.3	36.0
	JACOBE Emma	St Martin d hères 1	2002	8.1	9.2	9.0	9.7	36.0
14	CATHERINE Hanna	Limonest	2001	7.3	9.5	9.1	9.8	35.7
15	BRUYERE Marie anais	St Rambert d Albon 3	2004	8.0	9.2	8.9	9.5	35.6
	LE GOALLER Margaux	Meylan 1	2003	8.3	9.1	8.9	9.3	35.6
	PICCOLO Coline	Le chambon feugerolles	2003	8.1	9.6	8.7	9.2	35.6
18	PETIT Lea	Meylan 1	2003	8.6	8.5	9.1	9.3	35.5
	ZAÏDI Melaaz	Rhodia club	2003	7.9	9.2	8.8	9.6	35.5
	RODRIGUEZ Julia	Limonest	2004	8.6	9.7	8.9	8.3	35.5
21	PASCAL Camille	St Priest 2	2001	7.5	9.8	9.0	9.0	35.3
	RERAT Chloé	Villette d Anthon	2003	7.2	9.9	8.9	9.3	35.3
	PALOMBA Llou	Bourg St Maurice 2	2003	8.0	9.5	8.5	9.3	35.3
24	MEGNIGBETO Eryne	St Priest 2	2001	8.7	9.0	8.3	9.2	35.2

	LITVINENKO Lena	Pierre Bénite	2001	8.0	9.7	9.1	8.4	35.2
	PRESTAUX Pauline	St Martin d hères 1	2003	8.0	9.4	8.5	9.3	35.2
27	RENAUD Camille	Meylan 1	2003	8.5	9.2	8.3	9.1	35.1
28	ROMERA Mathilde	Pierre Bénite	2002	8.0	9.9	7.8	9.3	35.0
	GRANGE émilie	St Genis les Ollières	2003	8.2	8.4	9.3	9.1	35.0
30	CARLES Mae	St Genis les Ollières	2003	8.1	9.6	7.9	9.3	34.9
	BOUVIER Alana	Bourg St Maurice 2	2003	8.2	8.2	8.7	9.8	34.9
32	AKA Maelys	St Martin d hères 1	2004	8.1	8.8	8.0	9.6	34.5
	MOULIN COMTE Marie caroline	St Martin d hères 1	2002	7.8	8.3	8.8	9.6	34.5
34	PAQUIEN Chloe	St Rambert d Albon 3	2004	8.1	9.0	7.5	9.8	34.4
	GILLET Elisa	Villette d Anthon	2002	7.9	8.8	8.3	9.4	34.4
	ROMAN Floriane	Echirolles ALE	2002	6.8	9.5	8.4	9.7	34.4
37	GAVAULT Albane	Pierre Bénite	2001	7.3	8.3	9.7	9.0	34.3
38	LALLEMENT Mailys	St Rambert d Albon 3	2004	8.0	8.8	7.9	9.5	34.2
	ODEMIS Eda	St Martin d hères 1	2002	7.8	9.6	7.5	9.3	34.2
	BELHOCINE Shamsha	Rhodia club	2002	7.0	9.6	8.2	9.4	34.2
	EPALLE énola	Le chambon feugerolles	2002	7.6	8.6	8.7	9.3	34.2
	PAGEREY Hannah	St Genis les Ollières	2002	7.7	9.7	7.8	9.0	34.2
43	GRILLON Zoe	St Martin d hères 1	2004	8.0	8.4	8.2	9.4	34.0
	VITTOZ Léa	Rhodia club	2002	7.3	8.9	8.2	9.6	34.0
	BICAIS Lisa	Echirolles ALE	2001	7.7	8.6	8.4	9.3	34.0
	REMY Ganaelle	Le chambon feugerolles	2004	7.9	9.6	8.1	8.4	34.0
	TASSINI Anaelle	Le chambon feugerolles	2002	7.5	9.2	7.8	9.5	34.0
48	CLEMENT Elea	Villette d Anthon	2004	6.6	10.1	8.6	8.6	33.9
	BORDET Lou	Limonest	2002	7.6	8.1	8.7	9.5	33.9
50	PACCHIOLI Clemence	Voreppe	2001	8.0	9.1	7.5	9.2	33.8
	AMILLIAC Cecilia	St Genis les Ollières	2002	8.1	8.7	8.0	9.0	33.8
52	BESSET Lucie	Voreppe	2001	7.7	9.2	7.9	8.8	33.6
53	TENNOUN Oriane	Crolles	2003	8.0	8.4	7.7	9.4	33.5
	LARRA Lorelei	Rhodia club	2002	7.7	8.8	7.5	9.5	33.5
55	BARROS Elisa	Pierre Bénite	2000	8.0	8.6	7.2	9.4	33.2
	PACCARD Perrine	Meylan 1	2002	7.5	9.5	7.1	9.1	33.2
	VITETTA Lucie	Meylan 1	2004	8.2	9.1	8.3	7.6	33.2
58	DHANDA Willow	Bourg St Maurice 2	2003	7.0	9.1	8.9	8.1	33.1
59	BERGER Alexiane	Le chambon feugerolles	2004	8.0	9.0	6.8	8.9	32.7
60	TOBJI Angéline	Villette d Anthon	2003	6.8	9.1	7.4	9.1	32.4
61	SAGUIN Maelle	Crolles	2003	8.0	8.7	6.7	8.9	32.3
62	MORALES Meloe	Voreppe	2004	8.2	8.9	7.9	7.1	32.1
63	GUIRAL Madigane	Crolles	2003	8.2	9.4	5.2	9.1	31.9
	DI SANTO Maud	Voreppe	2002	7.4	8.7	7.1	8.7	31.9
	MORALES Maia	Voreppe	2000	7.0	8.6	8.4	7.9	31.9
66	LONCKE Lou	Crolles	2002	7.7	9.1	5.8	9.2	31.8
	LORE Maeva	Crolles	2002	7.0	8.4	8.0	8.4	31.8
68	GOMICHOON Zoe	Limonest	2002	7.6	8.4	6.2	9.5	31.7
	NAKACHE Mathilde	Limonest	2003	7.6	8.9	6.2	9.0	31.7
	AVELINE Alicia	St Genis les Ollières	2002	7.5	9.6	6.7	7.9	31.7
	GILLOT Emma	St Genis les Ollières	2003	7.8	8.1	7.6	8.2	31.7
72	BRIGAUD Chloé	Limonest	2001	7.0	7.0	8.6	8.9	31.5
73	ANXIONNAZ Ilona	Bourg St Maurice 2	2002	7.0	8.9	6.6	8.7	31.2
74	AJAANOUN Camilia	Villette d Anthon	2004	7.1	6.8	8.2	8.4	30.5
75	LE MEUR Chloe	Crolles	2004	7.4	8.6	5.4	6.3	27.7
76	FLECHEUX Emilie	St Priest 2	2001	7.0	9.6	0.0	8.2	24.8
77	BERRY Estelle	Pierre Bénite	2002	0.0	9.3	6.7	8.3	24.3

78	FOURNIER Lorelene	St Rambert d Albon 3	2003	0.0	0.0	0.0	0.0	0.0
	RAULT Deborah	Villette d Anthon	2002	0.0	0.0	0.0	0.0	0.0
	CHABANON Lisa	Pierre Bénite	2000	0.0	0.0	0.0	0.0	0.0
	PICARDO Manon	Voreppe	2001	0.0	0.0	0.0	0.0	0.0
	VACHET Margot	Le chambon feugerolles	2003	0.0	0.0	0.0	0.0	0.0
	BOUCHENOT Gaelle	Bourg St Maurice 2	2001	0.0	0.0	0.0	0.0	0.0

9. FEMININ NIVEAU5 11 + . SA_DA (D) (individuels)

9.1. Résultats par équipes

	Equipe	Club					Total
1	Le chambon feugerolles	La liberte le chambon feugerolle	34.3	38.3	39.8	38.1	150.5
2	Limonest	ASCJL LIMONEST	33.2	39.4	38.4	37.5	148.5
3	Gerland Mouche 2	A. L. gerland mouche	33.2	36.9	38.2	38.2	146.5
4	Bourg st andeol	UNION SPORTIVE BOURGUESANNE	33.1	35.9	38.3	38.4	145.7
5	Jonage	E.s.j gymnastique artistique	31.5	39.4	38.2	36.1	145.2
6	Domène	Etoile sportive doménoise	33.9	36.4	36.3	38.3	144.9
7	Bourg St Maurice	Bsm gym bourg st maurice	32.9	38.6	37.0	36.3	144.8
8	Rhodia club	Rhodia-Club Gymnastique	33.2	37.1	37.6	36.3	144.2
9	Gerland Mouche 1	A. L. gerland mouche	31.0	37.6	37.5	36.5	142.6
10	Voreppe	Vaillante de Voreppe	32.8	35.1	38.1	35.9	141.9
11	Bourg de péage	U.g.a.p. gym bourg de peage	33.0	34.9	38.0	35.4	141.3
	Brindas	A.s.brindas	32.5	37.9	35.4	35.5	141.3
13	ANSE	ANSE	32.7	39.5	27.5	36.1	135.8
14	Anse	Jeunesse ansoise	0.0	0.0	0.0	0.0	0.0
Equipes déclassées							
	Equipe	Club					Total
1	Tullins 2	Tullins la Vaillante	31.0	36.0	37.0	34.4	138.4

9.2. Résultats individuels




	Gymnaste	Equipe	Annee					Total
1	TREMION Elisa #	Bourg St Maurice	1994	9.1	10.1	10.2	9.5	38.9
2	BADINAND Melanie	Le chambon feugerolles	1995	8.9	9.9	9.8	9.6	38.2
3	LAPERROUSE Eva	Rhodia club	1996	8.7	9.9	9.3	10.1	38.0
4	ROUX CLEMENTINE	Jonage	1997	7.7	10.5	10.1	9.6	37.9
5	QUANG-GUERAUD Maeva	Domène	2000	8.6	10.2	9.6	9.4	37.8
6	MARZE Lou	Gerland Mouche 1	2002	8.3	10.1	9.9	9.3	37.6
	LEROUX MANON	ANSE	2003	8.5	10.3	9.2	9.6	37.6
8	DAVID Julie	Domène	2000	8.9	9.2	9.5	9.9	37.5
	BADINAND Angélique	Le chambon feugerolles	1995	8.7	9.4	10.0	9.4	37.5
	DANGAS ELISE	Limonest	1995	8.0	10.0	9.9	9.6	37.5
11	ZACHARIE Iloha	Bourg de péage	2000	8.4	9.9	9.5	9.6	37.4
12	ESCOFIER Lauren	Le chambon feugerolles	2000	8.2	9.4	9.7	10.0	37.3
13	PAVOUX Alyson	Gerland Mouche 2	1996	8.1	9.7	9.9	9.5	37.2
	AIZAC Luna	Bourg de péage	2002	8.4	9.5	10.1	9.2	37.2
	BERGER Mélanie	Le chambon feugerolles	2000	8.5	9.6	10.3	8.8	37.2
	BERTHON Laure	Brindas	2003	8.7	10.0	9.2	9.3	37.2
17	DEJOYE Pauline #	Voreppe	1999	8.2	9.5	9.8	9.6	37.1
	RAVEL Megane #	Bourg st andeol	1994	8.7	8.8	10.0	9.6	37.1

19	MEULENYZER Caroline	Jonage	1984	7.7	10.0	9.5	9.7	36.9
20	DURAFFOURG Elisa	Gerland Mouche 2	2000	8.4	8.7	10.0	9.7	36.8
	LA MENDOLA Mélinda #	Domène	2000	8.3	9.2	9.7	9.6	36.8
	DUC CYRIELLE	Limonest	1995	7.7	9.4	10.0	9.7	36.8
23	REIX ELEONORE	Limonest	2000	8.3	9.8	9.5	8.9	36.5
24	NORADIAN Sophie #	Bourg st andeol	1997	7.6	9.4	9.8	9.6	36.4
25	CAFFO Mattie	Bourg St Maurice	2000	8.6	9.0	9.3	9.4	36.3
26	LABALME Sandra	Gerland Mouche 2	1985	8.5	9.7	8.8	9.1	36.1
27	CHATRIE Alicia	Rhodia club	2000	8.7	8.9	10.1	8.2	35.9
	BERNIER Julie #	Bourg St Maurice	1997	7.9	10.2	8.5	9.3	35.9
29	BEKAKCHA Lolita ##	Gerland Mouche 1	1999	7.4	9.6	9.2	9.5	35.7
	IGNACIO Violaine	Bourg st andeol	1993	7.5	9.0	9.5	9.7	35.7
31	SAUZE ADELINE	ANSE	1994	8.0	9.2	9.2	9.2	35.6
	ISRAEL SION ELSA	Limonest	1997	8.4	10.2	9.0	8.0	35.6
33	ROBIN Maya	Gerland Mouche 2	1998	8.2	8.8	9.1	9.4	35.5
	DOUET Penelope	Voreppe	2001	8.0	8.9	9.5	9.1	35.5
35	ORSET Emma	Jonage	2000	7.9	9.7	9.2	8.2	35.0
36	PEYROT Tiphanye #	Gerland Mouche 2	1997	8.1	7.8	9.2	9.6	34.7
	DUMONT Emma	Jonage	2002	8.2	9.2	9.3	8.0	34.7
	KUZMA Melodie	Le Chambon feugerolles	1995	7.7	9.2	8.7	9.1	34.7
39	DARRIEUMERLOU Julie	Rhodia club	2000	8.1	9.0	8.1	9.4	34.6
	HEURTIER CELIA	ANSE	1999	7.8	9.8	9.1	7.9	34.6
41	DAGUET Laura	Tullins 2	2002	7.8	9.5	9.2	8.0	34.5
	DUMORTIER Laurine #	Brindas	2001	8.0	9.7	7.6	9.2	34.5
43	DAGUET Célia	Tullins 2	2002	7.5	9.1	8.8	9.0	34.4
44	MOUDENE Camelia	Gerland Mouche 1	1996	6.9	8.1	9.5	9.7	34.2
45	BAQUE Charlotte	Voreppe	2001	7.8	8.5	9.3	8.3	33.9
46	DEJOYE Gabrielle	Voreppe	2004	7.9	8.2	9.5	8.2	33.8
	MARTIN Anais	Brindas	2001	7.0	8.5	9.3	9.0	33.8
48	DHANDA Erin	Bourg St Maurice	2000	7.3	9.3	9.0	8.1	33.7
49	RODRIGUEZ Victoria ##	Gerland Mouche 1	2000	8.2	9.1	8.9	7.4	33.6
50	MONTEILLET Sharleen	Bourg de péage	1999	8.0	7.8	9.5	8.2	33.5
	LEFEVRE AUDE	Brindas	2004	8.3	7.9	9.3	8.0	33.5
52	COTE Coline	Jonage	1991	7.4	9.2	9.3	7.4	33.3
53	OUABDELKADER Emma	Bourg de péage	2002	8.2	7.7	8.9	8.4	33.2
54	CROUVEZIER Pauline #	Rhodia club	1998	6.7	7.9	9.7	8.6	32.9
	LACHAUD Louison	Tullins 2	2001	7.7	8.8	9.8	6.6	32.9
56	RUFFIEUX Lydvine #	Domène	2000	8.1	7.8	7.5	9.4	32.8
57	DUC LAURA	Limonest	1999	7.7	7.8	7.3	9.3	32.1
58	LEPOITTEVIN Aurelie	Tullins 2	2000	7.6	8.6	7.8	8.0	32.0
59	VALLIN Emilie #	Voreppe	1999	7.8	7.1	8.6	7.8	31.3
60	TEYSSIER Charlotte	Brindas	2001	7.5	9.7	6.2	7.6	31.0
61	SARGIAN Anne lise	Gerland Mouche 1	1994	7.1	8.8	6.9	8.0	30.8
62	FUGIER Marlene	Voreppe	2004	8.7	5.6	7.4	8.9	30.6
63	PAU Sandra	Tullins 2	1999	7.9	5.8	7.4	9.1	30.2
64	CAYRE BERTILLE	Limonest	2004	8.5	8.3	4.7	7.9	29.4
65	lHERVIER CLEMENCE	ANSE	2002	8.4	10.2	-0.8	9.4	27.2
66	GUERIN Karine	Bourg st andeol	2002	8.2	0.0	9.0	9.5	26.7
67	DOUCE Isabel	Bourg st andeol	2001	8.3	8.7	0.0	9.4	26.4
68	PITOT Jade #	Rhodia club	1998	7.7	9.3	8.5	0.0	25.5
69	CELLIER Lucie	Bourg st andeol	2004	7.9	0.0	7.5	8.5	23.9
70	GROS Sandie	Tullins 2	1998	0.0	6.0	9.2	8.3	23.5
71	AUDUC Sophie ###	Jonage	1981	7.1	0.0	7.7	8.6	23.4
72	BESSET Laura	Le Chambon feugerolles	1995	6.2	0.0	6.9	5.8	18.9
73	DE FARIA Cindy	Domène	2003	0.0	0.0	0.0	0.0	0.0





MICHALON Elodie ##	Domène	1995	0.0	0.0	0.0	0.0	0.0
CURTELIN Chloé	Bourg de péage	2004	0.0	0.0	0.0	0.0	0.0
TILLET Louane	Bourg de péage	2002	0.0	0.0	0.0	0.0	0.0
5	ANSE	0	0.0	0.0	0.0	0.0	0.0
6	ANSE	0	0.0	0.0	0.0	0.0	0.0

10. FEMININ NIVEAU3 11 + . SA_DA (individuels)

10.1. Résultats par équipes

	Equipe	Club					Total
1	Irigny	Amicale laïque irigny	29.0	33.6	33.1	34.2	129.9
2	Crolles	Gym et rythme crolles	27.5	33.4	32.5	34.0	127.4
3	Echirolles ALE	Echirolles Amicale Laïque Gym	27.1	32.8	32.8	34.1	126.8
4	Loriol	Groupe omnisports loriolais (gol)	26.8	31.2	32.8	33.9	124.7
5	St Martin d hères	Essm gymnastique	27.9	31.3	30.9	33.0	123.1
6	St Priest	Gymnique association saint priest	25.7	32.5	31.4	33.2	122.8
7	La tour du pin	L'alerte gymnastique la tour du pin	25.7	31.5	31.5	33.5	122.2
	Chaponnay	Chaponnay gym	27.2	30.5	32.1	32.4	122.2
9	Vaugneray	Union sportive de l'ouest lyonnais	26.4	30.5	31.5	33.1	121.5
10	Anse	Jeunesse ansoise	26.5	29.4	30.8	32.9	119.6
11	St Genis les Ollières	Entente St genoise	25.1	30.9	30.3	29.0	115.3
12	Domène	Etoile sportive doménoise	25.2	28.0	30.8	30.0	114.0
13	Bourg st andeol	UNION SPORTIVE BOURGUESANNE	0.0	0.0	0.0	0.0	0.0

10.2. Résultats individuels

	Gymnaste	Equipe	Annee					Total
1	VANBECELAERE Manon ###	Irigny	1998	10.4	11.4	10.9	11.7	44.4
2	CUPANI MARINE	St Martin d hères	1992	9.9	11.9	10.8	11.0	43.6
3	IEVA Juliette	Crolles	1997	9.7	10.8	11.0	11.5	43.0
4	THEVENET Lea	Loriol	2000	9.2	10.9	11.3	11.5	42.9
5	PALET Océane ##	Chaponnay	1998	9.2	11.0	11.2	11.4	42.8
6	SCAPOTTA Andrea #	St Priest	1992	8.9	11.2	10.9	11.5	42.5
7	GAUDARD Maureen	Loriol	1999	9.1	10.4	11.3	11.3	42.1
	DE PALMA Maelle	Echirolles ALE	1991	9.0	10.1	11.4	11.6	42.1
9	WIRTH Catalina	Irigny	2000	8.8	10.8	10.9	11.2	41.7
10	MOYNE Pauline	Irigny	1998	9.8	11.4	9.1	11.1	41.4
11	RABATEL Julie	La tour du pin	1996	8.9	10.7	10.6	11.1	41.3
12	LESCUREUX Tess	Crolles	1997	9.5	10.2	10.6	10.9	41.2
13	BADOR Charline ###	Vaugneray	1992	8.1	10.8	10.9	11.1	40.9
14	ROLLAND Camille ###	Echirolles ALE	1995	8.2	10.7	10.8	11.1	40.8
15	DESVIGNES Léa	La tour du pin	2000	8.5	10.4	10.1	11.5	40.5
	INGRASSIA Clara #	Chaponnay	1999	9.2	11.0	10.7	9.6	40.5
17	LE BERQUIER Mathilde	Vaugneray	2001	9.2	9.6	10.5	11.1	40.4
18	PYTEL Ysee #	St Priest	2001	8.5	10.1	10.0	11.7	40.3
19	VICHERD Candice	La tour du pin	1998	8.3	10.4	10.6	10.9	40.2
20	MESQUITA ANAIS	St Martin d hères	1996	8.8	10.0	10.2	11.0	40.0
21	AVRIL Pauline #	Crolles	1998	8.3	10.6	10.3	10.7	39.9
22	GALVIN Sandy ##	Echirolles ALE	1993	9.1	10.3	9.3	11.0	39.7
23	MAURINES Roxanne	Anse	1998	8.9	9.2	10.5	10.9	39.5
	LAMBERT ALICIA	St Martin d hères	1996	9.2	9.4	9.9	11.0	39.5
25	LALOZ Clemence	Crolles	2000	8.0	10.0	10.9	10.5	39.4

	CURMI Noemie	Vaugneray	1997	8.9	9.5	10.1	10.9	39.4
27	DIAZ Estelle	St Priest	1993	8.0	10.8	10.5	10.0	39.3
	TURPIN Solemn ##	Anse	1996	8.9	10.0	9.4	11.0	39.3
	JACQUIER H��l��ne	Loriol	2001	8.1	9.9	10.2	11.1	39.3
30	BONNIER Mathilde #	Irigny	1990	8.6	10.0	10.5	9.5	38.6
	GALLOIS Chanelle	St Genis les Olli��res	1992	8.3	10.5	10.2	9.6	38.6
	VANDEBOSSE Jeanne	St Genis les Olli��res	1999	8.1	10.9	10.9	8.7	38.6
33	BOSON Blandine	Dom��ne	1994	8.5	10.3	10.8	8.9	38.5
34	MARICAL Chlo��	St Genis les Olli��res	1999	8.7	9.5	9.2	10.7	38.1
	LEBRUN Camille	Chaponnay	1994	8.8	8.5	10.2	10.6	38.1
36	ROMAIN -GUIDANI Alizee	Anse	1998	8.7	10.2	8.0	11.0	37.9
37	GENETTE Mandy	Loriol	2001	8.5	8.3	10.0	11.0	37.8
38	BOLLET Kahina	La tour du pin	1998	7.7	9.7	10.3	10.0	37.7
39	NOURI Cyrine	St Priest	2001	8.3	10.5	9.6	9.2	37.6
	DECLERIEUX Oceane	Vaugneray	1997	7.7	10.0	9.2	10.7	37.6
41	SCHEIDEGGER Clemence	Anse	1999	8.0	8.3	10.4	10.8	37.5
42	GOUL Johanna *	St just st rambert 1 (indiv) (indiv)	1983	8.6	10.2	9.5	8.8	37.1
43	BREHIN Margaux ##	Vaugneray	1991	8.3	9.7	8.3	10.7	37.0
44	ALLEMAND Julia ##	Dom��ne	1990	8.5	8.4	10.3	9.3	36.5
45	GOLLETY Charlotte	Dom��ne	1994	8.2	9.3	8.4	10.0	35.9
	CREPIEUX Emma #	Chaponnay	1999	8.5	8.0	9.0	10.4	35.9
47	POULIN Amandine	Dom��ne	1990	7.7	8.2	9.7	10.1	35.7
48	BOURJADE Florence #	Dom��ne	1998	7.8	7.4	9.2	9.9	34.3
49	BERTRAND Cloe	Crolles	1999	0.0	12.0	10.6	11.6	34.2
50	VALENTIN Hildegarde #	St just st rambert 1 *	1997	7.6	9.5	8.4	7.8	33.3
51	BENEY Gwendoline ##	Irigny	1998	8.8	0.0	11.3	11.3	31.4
	ORAND Christelle ###	Echirolles ALE	1987	9.0	11.8	10.6	0.0	31.4
53	QUILLE Harmonie	La tour du pin	1989	0.0	8.3	10.3	10.4	29.0
54	FAURE KATHELYNE	St Martin d h��res	1995	7.7	0.0	9.3	9.8	26.8
55	DELORME FLAVIE	Anse	1985	8.6	7.9	9.9	0.0	26.4
56	HARGREAVES CAMILLE	St Martin d h��res	1994	0.0	8.0	9.1	8.1	25.2
57	ROUGE Manon ###	Echirolles ALE	1992	0.0	0.0	9.7	11.4	21.1
58	ROY Pauline	Chaponnay	1998	8.0	0.0	0.0	0.0	8.0
59	GUERY Justine	St Priest	1994	0.0	0.0	0.0	0.0	0.0
	BRZEZINSKA Coralie	Loriol	1995	0.0	0.0	0.0	0.0	0.0
	ARLAUD Romane	St Genis les Olli��res	1995	0.0	0.0	0.0	0.0	0.0
	ZEBALLI Janna	St Genis les Olli��res	1996	0.0	0.0	0.0	0.0	0.0
	DUPONT Clarisse	Bourg st andeol	1997	0.0	0.0	0.0	0.0	0.0
	HERNANDEZ Rachel	Bourg st andeol	1998	0.0	0.0	0.0	0.0	0.0
	LEROUX REYMOND Oceane	Bourg st andeol	1997	0.0	0.0	0.0	0.0	0.0
	SOLBES Axelle	Bourg st andeol	1999	0.0	0.0	0.0	0.0	0.0

11. MASCULIN NIVEAU4 11 + . SA_DA (individuels)

11.1. Résultats par équipes

	Equipe	Club							Total
1	Nivolas vermelle 1	Nivolas alep espoir gymnique	32.3	31.5	35.0	28.6	33.3	30.4	191.1
2	Bourg de Thizy	Enfants de la trambouze	30.7	32.0	35.0	27.6	32.8	29.3	187.4
3	St Genis les Ollières	Entente St genoise	31.0	30.4	29.9	26.4	30.5	23.4	171.6
4	Voreppe	Vaillante de Voreppe	29.2	26.4	29.0	26.2	30.4	25.1	166.3
5	Cusset	Cusset	9.5	9.2	11.5	8.9	9.1	6.5	54.7

11.2. Résultats individuels

	Gymnaste	Equipe	Annee							Total
1	LAURENT Alexandre	Nivolas vermelle 1	1985	11.0	10.8	11.7	9.9	11.2	10.8	65.4
2	BARRAL Baptiste *	Nivolas vermelle 1 (indiv)	1988	16.0	10.5	11.3	8.9	9.2	8.3	64.2
3	BOURASSAUD Julien	Bourg de Thizy	1996	10.9	10.8	11.8	9.3	10.9	10.3	64.0
4	LATHUILLERE Hadrien ##	Bourg de Thizy	1992	10.4	11.0	11.7	9.4	10.9	9.7	63.1
5	COLLIARD PIRAUD Kevin	Nivolas vermelle 1	1988	10.3	9.9	11.6	9.3	11.0	9.8	61.9
6	NARBOUX Nathan	Bourg de Thizy	1997	9.0	10.2	11.5	8.9	11.0	9.3	59.9
7	KOZACK Fabien	Voreppe	1990	9.4	10.8	11.0	8.8	10.4	8.4	58.8
8	LAMBERT Adrien	Voreppe	2000	10.2	10.1	11.1	8.5	10.1	8.4	58.4
9	SEIGLE-BYAT Dylan	Nivolas vermelle 1	1998	10.5	8.6	11.5	8.3	10.7	8.1	57.7
10	DAHOUAME Etienne	St Genis les Ollières	1999	10.6	10.5	10.4	9.5	10.9	5.3	57.2
11	PASCALE Romain	St Genis les Ollières	1992	11.4	11.3	11.5	0.0	11.3	11.2	56.7
12	ONNIS fabien	Cusset	1998	9.5	7.3	11.5	8.9	9.1	6.5	52.8
13	FERNANDEZ Marvin	Nivolas vermelle 1	2001	10.8	8.1	5.7	9.4	9.8	8.0	51.8
14	CONTEGAT Jérémie	Nivolas vermelle 1	2000	8.3	10.8	11.7	0.0	11.1	9.8	51.7
15	LESAUVAGE Valentin #	Voreppe	1999	9.6	5.5	6.9	8.9	9.9	8.3	49.1
16	PONTILLE Stéphane	Bourg de Thizy	1998	9.4	7.1	6.7	7.3	10.7	6.7	47.9
17	DRU Dorian	St Genis les Ollières	1999	8.4	8.6	8.0	8.2	7.9	5.4	46.5
18	VINIOSA Axel	St Genis les Ollières	2002	9.0	6.0	0.0	8.7	6.2	6.8	36.7
19	CHEVALIER Clement	St Genis les Ollières	1998	0.0	8.5	6.5	8.2	8.3	0.0	31.5
20	valance eric	Cusset	1971	0.0	1.9	0.0	0.0	0.0	0.0	1.9
21	briday corentin	Cusset	1994	0.0	0.0	0.0	0.0	0.0	0.0	0.0
	BESSET Benoit	Voreppe	2000	0.0	0.0	0.0	0.0	0.0	0.0	0.0
	DIANA Cedric	Voreppe	1999	0.0	0.0	0.0	0.0	0.0	0.0	0.0

12. MASCULIN NIVEAU5 11 + . SA_DA (individuels)

12.1. Résultats par équipes







	Equipe	Club							Total
1	Brindas	A.s.brindas	35.7	37.4	36.4	34.1	37.8	37.3	218.7
2	St Priest	Gymnique association saint priest	36.2	36.7	35.6	35.8	37.7	36.6	218.6
3	Gym lozanne	Gym lozanne	36.0	36.9	32.5	34.4	36.9	38.0	214.7
4	Vaugneray	Union sportive de l'ouest lyonnais	37.4	34.7	35.1	32.9	39.0	33.5	212.6
5	Domène	Etoile sportive doménoise	36.4	33.5	35.7	33.7	34.5	31.9	205.7
6	Rhodia club	Rhodia-Club Gymnastique	34.9	31.3	32.6	32.2	34.0	32.9	197.9

12.2. Résultats individuels







	Gymnaste	Equipe	Année							Total
1	TARRAJAT Alexandre	Domène	2000	10.0	9.3	9.7	9.0	10.3	9.7	58.0
2	COLOMBIN Hugues	Vaugneray	2004	9.7	9.5	9.9	9.0	10.0	9.4	57.5
3	CASCALES Adrien ##	St Priest	2000	9.5	9.4	9.5	9.1	9.5	9.4	56.4
4	Poyet Maxime	Gym lozanne	2002	9.1	9.8	8.5	8.9	9.7	10.0	56.0
5	GALLIGANI Clement	Brindas	2001	9.0	9.8	9.5	8.8	9.1	9.7	55.9
6	ALEXANDRE Remi	Rhodia club	2000	9.3	9.0	8.9	9.2	9.2	9.6	55.2
7	DACHRAOUI Mohamed-ali	Brindas	2001	8.5	9.3	9.2	8.5	9.8	9.4	54.7
8	Vincent Théotime	Gym lozanne	2004	9.6	8.9	8.4	8.4	9.8	9.4	54.5
9	CHERCHI Lorenzo	St Priest	2001	9.6	8.8	8.5	8.8	9.4	9.1	54.2
10	PILLONETTO Pierre	St Priest	2003	8.4	9.1	9.5	8.8	9.2	8.5	53.5
11	MOYO BAPTISTE	Vaugneray	2004	9.2	8.4	8.9	7.5	9.9	9.5	53.4
	ESPARRON Mathieu	Brindas	2004	9.0	9.3	9.1	7.9	9.4	8.7	53.4
13	BARBER Gregory	St Priest	2001	8.0	9.4	8.1	9.1	9.4	9.3	53.3
14	LEPINAY Mattéo	Domène	2001	8.4	8.3	9.3	8.6	9.7	8.4	52.7
15	Peyrache Romain	Gym lozanne	2002	7.9	9.3	7.8	8.6	8.6	9.4	51.6
16	FERRY Tom	Brindas	2002	8.1	8.6	7.2	8.7	9.5	9.4	51.5
17	Huguet Cyril	Gym lozanne	2002	9.2	8.9	7.8	8.4	7.9	9.2	51.4
18	PRIME Matteo	Vaugneray	2002	9.6	9.0	8.4	7.5	9.6	6.9	51.0
19	DEMOLLIERE Leo	Vaugneray	2002	8.9	7.8	7.9	8.9	9.5	7.7	50.7
20	DEBEC Hugo	St Priest	2000	7.7	8.4	7.6	8.1	9.4	8.8	50.0
21	GAZZARATA Simon	Brindas	2004	9.2	9.0	8.6	8.1	5.6	8.8	49.3
22	AFANASSIEFF Pierre louis	Rhodia club	1998	8.4	7.5	8.5	7.2	9.3	8.3	49.2
	DURAND Clement	Rhodia club	2001	8.4	7.5	7.7	7.7	8.9	9.0	49.2
24	Terrier Rauzy Thomas	Gym lozanne	2003	8.1	8.4	6.6	8.5	8.8	7.9	48.3
25	FAY Killian	Domène	2003	9.2	8.4	8.1	8.5	7.8	6.2	48.2
26	LIANNE Matéo	Domène	2004	8.8	7.5	8.6	7.6	6.7	7.6	46.8
27	NIEL Benjamin	Rhodia club	2000	8.8	7.3	7.5	8.1	6.6	6.0	44.3
28	BOUVIER Mathieu	St Priest	2002	8.7	7.2	6.3	6.8	6.3	3.9	39.2
29	GAILLARD Guillaume	Domène	1994	0.0	0.0	0.0	0.0	0.0	0.0	0.0
	STELLA Julien	Domène	2002	0.0	0.0	0.0	0.0	0.0	0.0	0.0
	CELLE Robin	Rhodia club	2001	0.0	0.0	0.0	0.0	0.0	0.0	0.0
	BONNAURE Guillaume	Brindas	2000	0.0	0.0	0.0	0.0	0.0	0.0	0.0
	6	Gym lozanne	0	0.0	0.0	0.0	0.0	0.0	0.0	0.0

13. MASCULIN NIVEAU3 11-18 ans . SA_DA (individuels)

13.1. Résultats par équipes







	Equipe	Club							Total
1	Pont de Beauvoisin	La Sentinelle	28.2	25.9	32.5	26.5	30.9	28.9	172.9
2	St Genis les Ollières	Entente St genoise	25.0	24.3	29.0	27.2	31.0	26.1	162.6

13.2. Résultats individuels







	Gymnaste	Equipe	Anne e							Total
1	MORELLON Pierrick ###	St Genis les Ollières	1999	11.3	11.3	11.7	9.7	11.7	7.8	63.5
2	BIMMEL Luc	Pont de Beauvoisin	1998	9.6	9.2	9.8	8.7	10.3	9.7	57.3
3	CHOIRAT Rémi	Pont de Beauvoisin	1999	10.0	7.2	11.6	8.8	10.0	9.6	57.2
4	HUMBERT Thibaud	Pont de Beauvoisin	1999	5.6	7.6	11.1	8.3	9.8	9.6	52.0
5	LEVICONTE Evan	Pont de Beauvoisin	2002	8.6	9.1	5.9	9.0	10.6	6.6	49.8
6	DREUX Justin	St Genis les Ollières	2001	10.0	6.0	8.8	9.1	9.7	2.7	46.3
7	GIZOLME Martin	St Genis les Ollières	2002	3.7	6.5	5.6	8.4	9.0	7.6	40.8
8	MOUILLET Leonard ###	St Genis les Ollières	2000	0.0	6.5	4.8	8.4	9.6	10.7	40.0
9	MOISSONNIER Cedric #	St Genis les Ollières	2000	0.0	3.3	8.5	7.9	8.3	5.3	33.3

14. MASCULIN NIVEAU1 11 + . SA_DA (individuels)

14.1. Résultats par équipes





	Equipe	Club							Total
1	Vaugneray	Union sportive de l'ouest lyonnais	22.9	29.2	31.9	31.4	24.9	20.0	160.3

14.2. Résultats individuels





	Gymnaste	Equipe	Année							Total
1	PONVIANNE Pierre #	Vaugneray	1993	6.7	9.4	12.4	10.5	9.8	7.9	56.7
2	GAILLARD Florent	Vaugneray	1989	8.0	9.5	11.0	10.8	7.4	0.0	46.7
3	FERRE Lucas	Vaugneray	1999	8.2	4.1	8.5	10.1	6.7	5.1	42.7
4	GUILLET Alex ##	Vaugneray	1996	6.5	10.3	0.0	0.0	7.7	7.0	31.5
5	GIUFFRIDA Guillaume *	Jonage 1 (indiv) (indiv)	1994	0.0	0.0	0.0	0.0	0.0	0.0	0.0
	PAPOT Cédric ###	Vaugneray	1987	0.0	0.0	0.0	0.0	0.0	0.0	0.0

15. FEMININ NIVEAU1 11 + . SA_DA (individuels)

15.1. Résultats par équipes





	Equipe	Club					Total
1	Irigny	Amicale laique irigny	27.5	32.6	32.3	33.0	125.4
2	Romans	avenir de romans	17.4	22.4	21.8	28.3	89.9

15.2. Résultats individuels





	Gymnaste	Equipe	Annee					Total
1	FIEVET Maelys	Irigny	2001	9.7	11.9	10.8	11.3	43.7
2	SERVEAUX Morgane	Romans	1998	8.6	10.9	11.5	11.8	42.8
3	TOUREY Elea	Irigny	1992	8.4	10.9	11.4	10.9	41.6
4	zumaran aurélie	Romans	1985	8.8	11.5	10.3	9.3	39.9
5	PARIZOT Audrey ##	Irigny	1996	9.4	9.2	10.1	10.8	39.5
6	PARIZOT Estelle ##	Irigny	1996	8.4	9.8	9.6	10.8	38.6
7	MANIN Harmonie	Romans	2000	0.0	0.0	0.0	7.2	7.2
8	LOUE Julie *	Jonage 1 (indiv) (indiv)	1999	0.0	0.0	0.0	0.0	0.0
	POLLIEN Alexandra	Romans	1994	0.0	0.0	0.0	0.0	0.0
	REYMOND Eline	Romans	1998	0.0	0.0	0.0	0.0	0.0

16. FEMININ NIVEAU2 11-16 ans . SA_DA (individuels)

16.1. Résultats par équipes

	Equipe	Club					Total
1	Anse	Jeunesse ansoise	25.9	26.5	32.1	31.3	115.8

16.2. Résultats individuels







	Gymnaste	Equipe	Annee					Total
1	MORTREUX Suzanne	Anse	2000	8.1	7.1	11.4	11.3	37.9
2	JAMET Elise	Anse	2000	8.5	9.4	9.7	9.4	37.0
3	ZEIMEN Coralie	Anse	2000	9.3	6.8	9.1	10.6	35.8
4	REBUT Camille	Anse	2000	0.0	10.0	11.0	0.0	21.0
5	CHIERICI Clara	Anse	2000	0.0	0.0	0.0	0.0	0.0

17. MASCULIN NIVEAU2 11 + . SA_DA (individuels)

17.1. Résultats par équipes

	Equipe	Club							Total
--	--------	------	---	---	--	---	---	---	-------

17.2. Résultats individuels

	Gymnaste	Equipe	Anne e							Total
1	ROCHAND Loic *	St Genis les Ollières 1 (indiv) (indiv)	1991	12.0	6.5	11.4	12.2	7.4	12.5	62.0