









Résultats de la compétition
DEPARTEMENTAUX
VENDOME
23 JANVIER 2016

1. FEMININ NIVEAU5 14-18 ans . SA_DA (individuels)

1.1. Résultats par équipes





	Equipe	Club					Total
1	Salbris	AS Salbris Gym	32.2	40.6	37.9	38.1	148.8

1.2. Résultats individuels





	Gymnaste	Equipe	Annee					Total
1	DA COSTA Mélanie	Salbris	1999	8.2	10.7	10.0	9.7	38.6
2	EBERLE Auriane	Salbris	2001	8.2	10.2	9.1	9.3	36.8
3	BONNET Amélie	Salbris	2000	8.3	10.1	9.2	8.7	36.3
4	LEPAGE Eloïse #	Salbris	2000	7.3	9.6	9.6	9.3	35.8
5	EBERLE Emeline	Salbris	1999	7.5	8.3	8.5	9.8	34.1
6	SOLA Maëlle	Salbris	2000	0.0	0.0	0.0	0.0	0.0
	CHAUVEAU Marie-valentine *	Salbris 1 (indiv) (indiv)	2000	0.0	0.0	0.0	0.0	0.0

2. FEMININ NIVEAU6 11 + . SA_DA (individuels)

2.1. Résultats par équipes





	Equipe	Club					Total
1	Salbris	AS Salbris Gym	27.5	36.6	32.1	37.9	134.1

2.2. Résultats individuels





	Gymnaste	Equipe	Annee					Total
1	PLISSON Marie	Salbris	1999	7.3	10.2	7.2	9.4	34.1
2	BELLOIR Lola	Salbris	2002	6.0	9.3	8.3	9.2	32.8
3	LALOU Annabelle	Salbris	2002	5.7	9.9	7.7	9.3	32.6
4	TOLOSA Eva	Salbris	1999	6.8	6.9	8.7	10.0	32.4
5	PELOILLE Bérénice	Salbris	2001	7.4	7.1	7.4	8.2	30.1
6	AUCLAIR Mélina	Salbris	2001	5.9	7.2	6.0	8.0	27.1

3. FEMININ NIVEAU6 7-10 ans . SA_DA (individuels)

3.1. Résultats par équipes





	Equipe	Club					Total
1	Salbris	AS Salbris Gym	29.6	32.2	32.5	35.6	129.9

3.2. Résultats individuels





	Gymnaste	Equipe	Annee					Total
1	LEROY--MOUSSET Emma	Salbris	2006	7.6	9.5	8.6	9.4	35.1
2	EBERLE Lison	Salbris	2005	8.2	8.1	7.2	9.6	33.1
3	LEROY--MOUSSET Louane	Salbris	2006	7.1	7.2	8.6	8.3	31.2
4	FAYS Charline	Salbris	2005	6.5	6.0	8.1	8.3	28.9
5	DUMONT Maena	Salbris	2005	6.5	7.4	6.8	8.0	28.7
6	RENAUD MAELYS	Salbris	2005	6.7	5.5	5.4	7.1	24.7
7	BAILLOU Emma *	Salbris 1 (indiv) (indiv)	2005	0.0	0.0	0.0	0.0	0.0

4. FEMININ NIVEAU5 11-15 ans . SA_DA (individuels)

4.1. Résultats par équipes

	Equipe	Club					Total
1	Vineuil	Vineuil sports gym. artistique	31.7	35.2	33.1	35.1	135.1

4.2. Résultats individuels





	Gymnaste	Equipe	Annee					Total
1	RICHARD Lauraline	Vineuil	2001	8.2	9.3	9.5	8.8	35.8
2	HERANT Camille	Vineuil	2003	7.9	9.4	7.7	9.5	34.5
3	TEYTAUD Julie	Vineuil	2003	8.1	9.8	5.8	8.9	32.6
4	ARCHAMBAULT Camille	Vineuil	2003	7.3	6.7	8.1	7.9	30.0
5	PROUST Swane	Vineuil	2001	7.5	4.8	5.2	6.3	23.8
6	SIMON Emma	Vineuil	2003	0.0	0.0	7.8	0.0	7.8

5. FEMININ NIVEAU2 11 + . SA_DA (individuels)

5.1. Résultats par équipes

	Equipe	Club					Total
--	--------	------	--	---	---	---	-------

5.2. Résultats individuels





	Gymnaste	Equipe	Annee					Total
1	ESCARAVAGE Sidonie *	Vendome 1 (indiv) (indiv)	1996	0.0	0.0	0.0	0.0	0.0

6. FEMININ NIVEAU2 11-16 ans . SA_DA (individuels)

6.1. Résultats par équipes





	Equipe	Club					Total
--	--------	------	--	---	---	---	-------

6.2. Résultats individuels





	Gymnaste	Equipe	Annee					Total
1	RAME Maiwenn *	Vendome 1 (indiv) (indiv)	2003	9.1	10.6	9.4	11.4	40.5
2	ESTEOLLE Chloé *	Vendome 1 (indiv) (indiv)	2001	10.5	7.1	10.8	10.9	39.3

7. FEMININ NIVEAU4 14-18 ans . SA_DA (individuels)

7.1. Résultats par équipes





	Equipe	Club					Total
1	Vendome	US VENDOME	24.4	34.7	31.4	31.9	122.4

7.2. Résultats individuels


	Gymnaste	Equipe	Annee					Total
1	FERRIER Elodie	Vendome	1999	8.3	11.7	10.8	9.4	40.2
2	GUICHARD Lola	Vendome	2001	7.8	11.2	10.4	10.6	40.0
3	LUBINEAU Laurine	Vendome	1998	7.9	11.5	9.8	10.5	39.7
4	YVON Zelie	Vendome	1998	7.8	11.5	9.5	10.8	39.6
5	DECLERCK Alice	Vendome	2001	8.2	10.4	10.2	10.5	39.3
6	MONTCHATRE Emy *	Vendome 1 (indiv) (indiv)	1997	0.0	0.0	0.0	0.0	0.0

8. FEMININ NIVEAU6 11-15 ans . SA_DA (individuels)

8.1. Résultats par équipes





	Equipe	Club					Total
1	Vendome 2	US VENDOME	32.1	38.3	35.0	37.6	143.0
2	Salbris	AS Salbris Gym	29.2	37.3	35.6	37.7	139.8
3	Vendome 1	US VENDOME	30.7	34.5	32.9	32.5	130.6

8.2. Résultats individuels





	Gymnaste	Equipe	Annee					Total
1	OLIVIER Alizée	Vendome 2	2001	8.0	10.1	8.8	9.6	36.5
2	LEGRET Julie	Vendome 2	2002	8.3	9.6	8.7	9.7	36.3
3	LE BIHAN Marine	Salbris	2002	7.6	9.7	9.0	9.9	36.2
4	MAITAMMAR Lorène	Vendome 2	2001	8.1	9.5	8.4	9.2	35.2
5	BOIS Margot	Salbris	2004	6.9	9.6	8.8	9.7	35.0
6	DELACENCELLERIE-DUFOURT Lea	Vendome 1	2002	7.7	9.7	9.0	8.4	34.8
7	BAUDRILLON Margaux	Salbris	2002	7.5	8.7	9.1	9.4	34.7
8	PINAUD Anaïs	Vendome 1	2002	7.8	9.2	8.1	9.3	34.4
9	PILOT Soline	Vendome 1	2000	7.4	9.8	8.8	7.9	33.9
10	RENOU Mailys	Vendome 2	2002	7.0	8.6	9.1	9.1	33.8
11	LEBLEIS Emilie	Vendome 2	2002	7.7	9.1	7.9	8.7	33.4
12	ELIZONDO Ambre	Salbris	2004	6.9	8.2	8.7	8.7	32.5
13	PINEAU Marine *	Vendome 1 (indiv) (indiv)	2001	7.5	8.3	8.0	8.2	32.0
14	BADIOU Nina	Salbris	2003	6.5	9.3	7.7	8.1	31.6
15	MARTIN Mathilde *	Salbris 1 (indiv) (indiv)	2002	6.9	9.4	6.7	7.6	30.6
16	LAFOSSE Mathilde	Salbris	2002	7.2	4.2	8.7	8.4	28.5
17	AILLOUD Alexia	Vendome 1	2002	7.8	5.8	7.0	6.9	27.5
18	GERMANICUS Shana	Vendome 2	2002	0.0	8.8	8.2	8.4	25.4
19	LIZZOLI Giustine	Vendome 1	2002	0.0	0.0	0.0	0.0	0.0
	PAQUIER Clemence	Vendome 1	2000	0.0	0.0	0.0	0.0	0.0

9. FEMININ NIVEAU5 11 + . SA_DA (individuels)

9.1. Résultats par équipes





	Equipe	Club					Total
1	Vendome	US VENDOME	32.7	37.5	36.1	37.9	144.2

9.2. Résultats individuels





	Gymnaste	Equipe	Annee					Total
1	MANJAOUI Neïla	Vendome	2002	7.8	10.4	9.6	10.1	37.9
2	JOUVET Emie	Vendome	1999	8.2	9.7	8.6	9.6	36.1
3	OFFRET Chloé #	Vendome	2002	8.0	8.5	9.3	9.1	34.9
4	DROUIN Julie	Vendome	2002	8.1	8.4	8.6	9.1	34.2
5	EL KOUCHE Magda	Vendome	2002	8.4	8.7	8.1	8.2	33.4
6	GERAY Jeanne	Vendome	2000	7.9	8.7	6.8	8.8	32.2

10. FEMININ NIVEAU6 7-12 ans . SA_DA (individuels)

10.1. Résultats par équipes

	Equipe	Club					Total
1	Vendome	US VENDOME	33.7	39.6	34.9	38.3	146.5

10.2. Résultats individuels

	Gymnaste	Equipe	Annee					Total
1	CARATY ROMANE	Vendome	2003	8.6	10.3	8.7	9.6	37.2
2	MOUZDALIFA Effie	Vendome	2003	8.7	9.8	8.9	9.3	36.7
3	RENAULT Camille	Vendome	2003	7.8	10.0	8.6	9.5	35.9
4	HERAULT Louna	Vendome	2003	8.6	9.5	8.0	9.6	35.7
5	LAROSE Lisa	Vendome	2004	7.7	9.5	8.7	9.6	35.5
6	RENIER Mathilde	Vendome	2003	7.6	9.5	8.2	9.1	34.4