

Résultats de la compétition
Finales nationales UFOLEP
Rungis
4 et 5 juin 2016

1. MASCULIN NIVEAU3 11 + . SA_DA (individuels)

1.1. Résultats par équipes

	Equipe	Club							Total
1	Cysoing	59--Progres cysonien	35.8	34.6	33.6	31.5	36.1	28.6	200.2
2	Amplepuis	69--La fraternelle	34.7	31.3	33.0	31.7	35.9	31.6	198.2
3	Draveil	91--sporting club draveil	33.3	31.9	35.1	31.1	34.9	30.4	196.7
4	Clermont ferrand	63--Clermont st-jacques gymnastique	31.9	28.5	32.3	32.9	33.2	30.3	189.1
5	Tours GC	37--Tours Gymnastique Club	31.4	32.0	29.0	29.2	34.9	31.8	188.3
6	Muret	31--Le Ralliement	31.6	27.7	30.7	28.7	33.7	26.7	179.1
7	Villeneuve sur Lot	47--Cercle gymnique villeneuvois	32.5	23.0	28.8	31.9	33.2	27.4	176.8
8	Blanquefort	33--Entente sportive blanquefort	31.1	26.6	27.0	30.7	31.9	28.0	175.3
9	Beauchamp	95--Arabesque gymnique Beauchamp	27.0	28.0	27.0	28.8	34.2	28.8	173.8
10	Savigny	69--A.s.c.savigny	30.7	28.9	22.2	29.5	33.8	26.4	171.5
11	Rhodia club	38--Rhodia-Club Gymnastique	32.7	21.4	25.9	28.7	33.2	28.6	170.5
12	LUC gym	59--Luc gym	28.1	22.8	22.5	28.9	25.1	23.4	150.8





1.2. Résultats individuels

	Gymnaste	Equipe	Annee							Total
1	DA SILVA Florian	Amplepuis	1992	11.9	11.8	11.8	10.3	12.4	11.7	69.9
2	MATEUS Vincent	Draveil	1995	11.4	10.9	12.2	10.4	12.0	11.3	68.2
3	JAMET Thomas	Tours GC	1995	11.3	10.8	11.2	10.4	12.1	11.4	67.2
4	PERREZ Paul	Cysoing	1998	11.5	11.5	11.0	10.6	11.9	10.4	66.9
5	LANGLOIS Anthony	Clermont ferrand	1992	11.3	10.3	11.7	11.8	11.3	10.3	66.7
6	KERMARREC Arnaud	Muret	1978	11.6	10.6	11.4	10.7	12.1	9.9	66.3
7	CARON Kevin	Cysoing	1998	12.0	11.6	11.3	10.3	12.2	8.3	65.7
8	CHRISTOPHLE Rémi	Amplepuis	1991	10.4	10.0	11.1	10.9	11.6	9.9	63.9
9	JAGUENEAU Etienne	Villeneuve sur Lot	1995	11.4	9.4	11.3	10.5	11.9	9.2	63.7
10	DA SILVA Alexandre	Draveil	1999	11.8	10.7	9.4	10.8	10.8	10.0	63.5
11	APRA Adrien	Cysoing	1990	11.8	11.5	11.0	9.1	12.0	7.6	63.0
12	BUTTY Pierrick	Amplepuis	2002	11.6	9.5	10.1	10.5	11.2	10.0	62.9
	AUZON CAPET Maxime	Clermont ferrand	1990	11.9	8.6	9.9	11.0	11.3	10.2	62.9
14	LAUMET Matthieu	Villeneuve sur Lot	1991	10.2	8.5	10.8	10.4	11.4	11.2	62.5
15	GUILMART Maxime	Beauchamp	1997	10.6	11.2	9.7	9.2	11.6	9.9	62.2
16	TEMPELAERE Guillaume	Cysoing	1984	9.4	11.3	11.3	9.1	10.6	9.9	61.6
17	BRAHEM VIZER Alexandre	LUC gym	1994	9.3	9.7	11.2	9.7	10.7	10.5	61.1
18	BONDU Dorian	Blanquefort	1997	11.5	8.9	9.3	10.8	11.0	9.2	60.7
19	DOUSSAT Philippe	Tours GC	1973	9.3	10.3	8.9	9.0	11.8	10.9	60.2
20	BISCARO Richard	Muret	1997	10.3	10.8	10.5	9.1	10.8	8.4	59.9
21	ROBERT Damien	Savigny	1997	11.0	10.1	7.0	11.1	11.2	9.3	59.7
22	DALSHEIMER Xavier	Blanquefort	1995	9.7	10.5	9.5	9.8	11.2	8.7	59.4
23	SOUVESTRE Quentin	Tours GC	1991	10.2	10.9	7.9	9.8	11.0	9.5	59.3
24	MATEUS Baptiste	Draveil	1999	10.1	8.7	11.1	9.6	10.6	9.1	59.2
25	AFANASSIEF Axel	Rhodia club	2000	11.8	7.5	8.6	9.9	11.0	10.2	59.0
26	WACHTEL Thomas	Rhodia club	2001	10.4	8.4	6.6	9.8	11.5	9.3	56.0
27	PRIOTON Morgan	Beauchamp	1997	7.3	9.2	8.7	9.7	11.0	9.3	55.2
28	CLOPET Antonin	Rhodia club	1996	10.5	5.5	10.2	8.8	10.7	9.1	54.8
29	GUILLERMIN Luc	Amplepuis	1998	11.2	6.7	8.1	9.7	11.9	7.1	54.7





30	CHAPUS Cedric	Clermont ferrand	1977	6.6	7.5	10.7	8.5	10.5	9.8	53.6
31	BOMMEL Anthony	LUC gym	1995	8.3	8.6	11.3	10.3	7.6	6.9	53.0
	DARRIEU LEBLEU Tom	Blanquefort	1996	9.9	5.0	8.2	10.1	9.7	10.1	53.0
33	LE MEVEL Alexandre	Muret	1999	9.7	6.3	8.8	8.9	10.8	8.4	52.9
34	DEPONT Bertrand	Tours GC	1986	9.9	6.8	8.9	8.6	10.7	7.4	52.3
35	RAMAHANDRIARIVELO Cyril	Clermont ferrand	1987	7.4	9.6	8.0	10.1	9.3	7.7	52.1
36	BESSON Thomas	Savigny	1990	8.6	5.8	8.2	9.2	10.6	8.4	50.8
37	AUGER Simon	Clermont ferrand	1992	8.7	4.5	8.6	9.8	10.6	8.4	50.6
38	LEGRAND Sébastien	Beauchamp	1987	9.1	6.3	8.6	9.0	9.9	6.1	49.0
39	NIOCHAUT Tanguy	Draveil	1999	7.9	6.8	9.2	9.9	7.4	5.7	46.9
40	MASSE Antoine	Beauchamp	1995	0.0	7.6	8.6	9.2	11.6	9.6	46.6
41	DELCASSOU Lilian	Rhodia club	2000	6.6	4.6	7.1	9.0	10.1	9.0	46.4
42	BOUCHARD Nicolas	Savigny	1989	11.1	10.3	6.1	0.0	11.2	7.4	46.1
43	LEMOINE Romain	Blanquefort	1993	6.9	7.2	7.4	8.6	9.1	6.0	45.2
44	BILLON GALLAND Maxime	Savigny	1996	6.7	8.5	6.6	8.9	11.4	2.0	44.1
45	PITTMAN Samuel	Villeneuve sur Lot	2002	10.9	5.1	6.7	8.6	8.3	4.1	43.7
46	PEYRAUD Alexis	Amplepuis	2001	8.4	5.6	6.1	8.1	8.3	5.4	41.9
47	DURAND Lucas	Savigny	1988	0.0	5.0	7.0	9.2	11.1	8.7	41.0
48	GUELLIL Sofian	Villeneuve sur Lot	1995	9.6	0.0	0.0	11.0	9.9	7.0	37.5
49	SANTI Julien	LUC gym	1990	10.5	4.5	0.0	8.9	6.8	6.0	36.7
50	MATEUS Romain	Draveil	1993	0.0	10.3	11.8	0.0	12.1	0.0	34.2
51	LEFEUVRE Joseph	Cysoing	1995	12.0	0.0	0.0	10.6	10.2	0.0	32.8
52	COCHAIN Andrew	Beauchamp	1987	0.0	6.0	8.3	9.9	0.0	0.0	24.2
53	RIVALLAND Quentin	Muret	1998	0.0	0.0	0.0	0.0	0.0	5.7	5.7
54	COEQUYT Marvin	LUC gym	1996	0.0	0.0	0.0	0.0	0.0	0.0	0.0
	DUMONT Mickael	LUC gym	1990	0.0	0.0	0.0	0.0	0.0	0.0	0.0
	LAUMET Thomas	Villeneuve sur Lot	1991	0.0	0.0	0.0	0.0	0.0	0.0	0.0
	FINAND Maxime	Rhodia club	1997	0.0	0.0	0.0	0.0	0.0	0.0	0.0
	MORIN Nicolas	Blanquefort	1998	0.0	0.0	0.0	0.0	0.0	0.0	0.0

2. FEMININ NIVEAU2 11-16 ans . SA_DA (individuels)

2.1. Résultats par équipes

	Equipe	Club					Total
1	Faches	59--Faches thumesnil	30.1	29.7	35.0	34.1	128.9
2	Castelnau le lez	34--GSL34.com - Castelnau le Lez	28.6	33.1	33.0	34.0	128.7
3	Aix	13--auc gymnastique	29.2	27.1	34.6	33.2	124.1
4	Cournon	63--Cournon d'Auvergne Gym	26.9	28.9	31.7	33.7	121.2
5	Brie comte robert	77--Scbgym	28.7	29.3	32.0	30.7	120.7
6	Haubourdin	59--Haubourdin gym	27.6	26.3	29.9	33.9	117.7
7	Anse	69--Jeunesse ansoise	27.0	22.7	30.2	22.1	102.0

2.2. Résultats individuels

	Gymnaste	Equipe	Annee					Total
1	LEGRAND Clemence	Faches	2001	11.2	11.5	12.1	11.9	46.7
2	SEGUIN Marine *	Lambesc (indiv) (indiv)	1999	10.3	11.4	11.7	11.6	45.0
3	KAPKPO Marine	Brie comte robert	2001	11.0	10.1	10.8	11.2	43.1
4	BEHAGUE Margot	Faches	1999	9.3	10.3	11.8	11.4	42.8
5	NACEUR Deborah	Aix	2001	10.6	8.7	11.8	11.2	42.3
6	MINARD Clémentine	Castelnau le lez	2003	10.4	9.0	11.6	11.2	42.2
7	CICALÈSE Elise	Castelnau le lez	2004	8.7	11.2	10.6	11.3	41.8
8	MATARRESE Alix	Castelnau le lez	2002	8.7	10.4	10.8	11.2	41.1
9	MARTIN Emilie	Castelnau le lez	2002	9.3	11.5	8.6	11.5	40.9
10	HUGOO Justine	Haubourdin	2001	10.1	8.4	11.2	11.1	40.8
11	IMTIAZ Fatima *	Draveil 2 (indiv) (indiv)	1999	9.3	9.0	10.5	11.5	40.3
12	DRAPIER Lily	Aix	2003	9.5	8.9	11.0	10.8	40.2
13	HECQUET Ingrid	Haubourdin	2001	9.3	9.7	8.9	11.6	39.5
14	ESTEOULLE Chloé *	Vendome 1 (indiv) (indiv)	2001	10.1	7.1	10.9	11.3	39.4
15	DELEBARRE Capucine	Faches	1999	9.5	7.9	11.1	10.8	39.3
	BUDANIC Marie	Aix	2001	8.7	7.8	11.6	11.2	39.3
	TONETTI Loana	Aix	1999	9.1	9.5	11.2	9.5	39.3
18	LERUS Léanna	Brie comte robert	2002	9.0	9.6	10.9	9.5	39.0
	RAME Maiwenn *	Vendome 2 (indiv) (indiv)	2003	8.7	8.8	10.6	10.9	39.0
20	ZEIMEN Coralie	Anse	2000	9.8	7.5	10.2	11.3	38.8
21	GIANFERMI Elisa *	Draveil 1 (indiv) (indiv)	2001	9.3	9.6	9.6	10.0	38.5
	POUY Maylis	Brie comte robert	2002	8.6	9.6	10.3	10.0	38.5
23	DELOMEZ Chloé	Cournon	2000	8.6	7.9	10.5	11.3	38.3
24	WICK Loïs	Cournon	2000	9.5	7.7	9.8	10.9	37.9
25	MORTREUX Suzanne	Anse	2000	8.6	7.9	10.3	10.8	37.6
26	LISSY Maureen	Haubourdin	2001	8.2	8.2	9.8	11.2	37.4
27	MARTY Héloïse	Castelnau le lez	2001	8.9	8.5	9.0	10.3	36.7
28	DE SAINT CHARTRIER Laura	Brie comte robert	2000	8.7	9.0	10.0	8.8	36.5
29	NOWAK Clara	Faches	1999	9.4	5.7	10.3	9.1	34.5
30	MERDJI Anissa	Faches	2000	8.7	7.8	9.1	8.7	34.3

31	CAREL Priscilla *	Gerzat (indiv) (indiv)	2000	8.2	5.9	9.3	10.4	33.8
32	PABION Clara	Cournon	2000	8.8	0.0	10.1	11.5	30.4
33	MENNA Léa	Cournon	2000	0.0	9.8	9.8	9.9	29.5
34	JAMET Elise	Anse	2000	8.6	7.0	8.7	0.0	24.3
35	LEVADOUX Lou	Cournon	2000	0.0	11.2	11.1	0.0	22.3
36	CHIERICI Clara	Anse	2000	0.0	7.3	9.7	0.0	17.0
37	GOSSE Fanny	Brie comte robert	2001	0.0	0.0	0.0	0.0	0.0
	REBUT Camille	Anse	2000	0.0	0.0	0.0	0.0	0.0

3. MASCULIN NIVEAU5 11 + . SA_DA (individuels)

3.1. Résultats par équipes

	Equipe	Club							Total
1	Bruges	33--Entente sportive bruges	38.1	37.8	39.2	35.9	39.8	39.7	230.5
2	Castelnau le lez	34--GSL34.com - Castelnau le Lez	37.8	36.8	40.0	35.3	40.5	39.7	230.1
3	Charenton	94--Envol Gym	37.6	35.6	38.7	37.2	39.8	39.3	228.2
4	Vaugneray	69--Union sportive de l'ouest lyonnais	36.2	37.8	39.5	35.4	39.6	39.0	227.5
5	Plaisir	78--Etoile gymnique plaisiroise	37.9	35.9	38.9	34.2	39.0	37.0	222.9
6	Brindas	69--A.s.brindas	35.4	36.5	37.5	36.0	38.5	38.1	222.0
7	Douai	59--Douai	37.4	36.2	35.9	34.8	38.3	39.0	221.6
8	Lozanne	69--Gym lozanne	36.8	38.4	36.5	33.5	39.0	37.2	221.4
9	Chatou	78--Chatou DynaGym	35.9	33.7	38.5	34.6	39.1	38.9	220.7
10	Rungis	94--Rungis	33.5	34.9	38.9	33.1	37.4	38.3	216.1
11	Chateauroux	36--ASPTT GYM	36.3	33.4	33.8	31.7	37.1	33.7	206.0
12	Fives	59--St maurice fives	33.5	30.8	34.7	33.7	36.6	36.0	205.3
13	Bléré	37--Session Gymnastique Artistique Bléré Val de Cher	32.2	32.9	33.2	32.0	35.6	37.2	203.1





3.2. Résultats individuels

	Gymnaste	Equipe	Année							Total
1	ESTRELLA DIAZ Luis	Charenton	1988	9.8	9.4	10.1	11.0	10.2	10.4	60.9
2	BOUTOULLE Arnaud	Bruges	1996	9.4	9.7	10.0	9.7	10.2	10.1	59.1
3	LECOMTE Dorian	Douai	1997	9.7	10.0	10.0	9.2	10.0	10.1	59.0
4	CORBEAU Benjamin	Castelnau le lez	1998	9.8	8.9	10.1	9.0	10.2	9.9	57.9
5	FERRY Tom	Brindas	2002	8.9	8.7	9.5	10.6	9.9	9.9	57.5
6	POYET Maxime	Lozanne	2002	9.7	9.8	9.9	8.6	9.9	9.5	57.4
7	FERNANDEZ Lucas	Bruges	2001	9.6	9.8	9.8	8.2	10.0	9.9	57.3
	GALLIGANI Clement	Brindas	2001	9.3	9.5	10.0	9.0	10.0	9.5	57.3
9	COLOMBIN Hugues	Vaugneray	2004	9.8	9.3	10.0	8.4	10.0	9.7	57.2
10	CONSTANTIEUX Philippe	Chatou	1976	9.5	9.0	10.1	8.6	10.2	9.7	57.1
11	TRAMBLAY Sylvain	Charenton	1983	8.5	9.4	9.5	9.4	10.1	10.1	57.0
12	FAYE Enzo	Bruges	2002	8.7	9.0	9.6	9.8	9.9	9.7	56.7
13	SCHNEIDER Florian	Castelnau le lez	1999	9.4	9.6	10.1	6.9	10.3	10.0	56.3
	PINON Cristian	Vaugneray	1998	8.5	9.4	9.8	9.0	9.8	9.8	56.3
	COUPELIERE ROMAN	Lozanne	2000	7.9	9.5	9.9	9.1	10.0	9.9	56.3
16	RIBEYRE Alexis	Vaugneray	1998	8.6	9.4	9.7	8.8	10.0	9.7	56.2
17	PAGANA Lucas	Charenton	1993	9.6	8.7	9.7	8.7	9.8	9.6	56.1
18	LAPEZE Pierre	Bruges	2001	9.7	8.6	9.8	8.2	9.7	10.0	56.0
19	CORVAISIER Benjamin	Chateauroux	2000	9.1	9.5	9.4	8.7	9.9	9.3	55.9
	MOYON Baptiste	Vaugneray	2004	8.5	9.7	9.8	8.3	9.8	9.8	55.9
21	GOREGUES Lucas	Plaisir	1997	9.4	9.1	10.0	7.9	9.5	9.9	55.8
	MENDRAS Marco	Castelnau le lez	2000	6.9	9.0	9.9	9.9	10.0	10.1	55.8
23	BOLE-FEYSOT Yann	Chatou	1971	7.9	8.5	10.1	9.3	10.0	9.9	55.7
24	LELEU Alexandre	Douai	2001	9.4	7.9	9.7	8.9	9.8	9.6	55.3
25	POUBANNE Philippe	Rungis	1961	8.5	8.7	9.9	8.6	9.7	9.6	55.0





	PRIME Matteo	Vaugneray	2002	9.3	8.7	9.9	8.1	9.7	9.3	55.0
	CLEMENT Thibault	Chatou	2000	9.3	8.5	9.7	8.9	9.1	9.5	55.0
28	LECLERC Dylan	Rungis	1994	9.1	8.4	9.8	7.7	10.1	9.8	54.9
29	SALINGUE Kevin	Plaisir	1993	9.5	8.6	9.5	8.8	9.7	8.7	54.8
30	PRADIER Vincent	Castelnau le lez	1999	8.9	8.1	9.9	8.2	10.0	9.5	54.6
31	TORRES Unai	Castelnau le lez	2002	7.9	9.3	9.6	8.2	9.8	9.7	54.5
32	GERARD Hugo	Plaisir	1998	8.0	9.4	9.6	8.5	10.0	8.9	54.4
	COASNE Francois	Douai	1991	9.9	9.5	8.2	7.6	9.3	9.9	54.4
34	AOK Sami	Plaisir	1997	9.3	8.5	9.5	8.6	9.8	8.6	54.3
	DEMOLLIERE Leo	Vaugneray	2002	8.4	7.7	9.7	9.2	9.7	9.6	54.3
36	SAINTAGNE Guillaume	Bléré	2000	9.0	8.4	9.2	8.5	9.5	9.6	54.2
37	BELIARD Antoine	Castelnau le lez	2004	9.7	8.8	9.1	7.9	9.1	9.4	54.0
38	MAKAYA Dylan	Plaisir	2004	9.7	8.4	9.4	7.9	9.1	9.4	53.9
39	NORMAND Quentin	Rungis	1999	8.2	8.5	9.8	8.0	9.3	9.9	53.7
	VINCENT Theotime	Lozanne	2004	9.3	9.6	8.9	8.1	9.4	8.4	53.7
41	LALLEMENT Gauthier	Fives	2003	9.3	7.6	9.6	8.4	9.1	9.3	53.3
42	HUGUET Cyril	Lozanne	2002	9.5	9.3	7.8	7.7	9.1	9.4	52.8
43	ABDAT Allawa	Charenton	1994	9.7	7.4	9.4	8.0	9.4	8.7	52.6
44	ESPARRON Mathieu	Brindas	2004	7.9	9.3	9.6	6.9	9.6	9.1	52.4
45	BAUSSIEN Remi	Plaisir	1996	7.5	8.8	9.8	8.3	9.1	8.8	52.3
	COUTURIER Quentin	Fives	1999	7.9	8.1	8.7	9.1	9.4	9.1	52.3
47	CARRET Tom	Chateauroux	1999	9.2	8.9	8.7	6.6	9.7	8.9	52.0
48	DACHRAOUI Mohamed-ali	Brindas	2001	7.5	9.0	8.4	8.4	9.0	9.6	51.9
49	PHAN Gabriel	Chatou	2004	9.2	7.7	8.6	7.8	9.0	9.3	51.6
50	KRAWCZYK Mathis	Douai	1991	8.4	8.5	8.0	8.0	9.2	9.4	51.5
51	COUTURIER Florian	Fives	2002	8.0	7.4	8.5	8.4	9.4	9.5	51.2
52	GUELLIL Mehdi	Bruges	2003	8.1	8.7	9.2	7.6	9.2	8.2	51.0
53	AVRILLON Jordan	Bléré	1998	8.3	7.7	8.2	8.6	9.0	8.9	50.7
	GAZZARATA Simon	Brindas	2004	9.3	8.2	8.0	8.0	8.7	8.5	50.7
55	RAVARD Mael	Bléré	2000	7.8	8.8	8.1	7.0	9.2	9.6	50.5
56	PORRE Alexis	Charenton	1993	8.2	7.6	8.3	8.1	9.0	9.2	50.4
57	PEYRACHE Romain	Lozanne	2002	8.3	9.5	7.0	7.7	9.6	8.2	50.3
58	WASET Quentin	Douai	1995	8.2	8.2	6.8	8.7	8.6	9.2	49.7
59	REDON Antonin	Rungis	1998	7.7	9.2	7.6	8.1	8.1	7.7	48.4
60	BONNET Romain	Chateauroux	2001	9.0	6.5	8.2	8.0	8.1	8.4	48.2
61	PALU BERGEROU Alexandre	Rungis	1998	7.6	8.5	7.4	8.1	7.6	8.4	47.6
62	BOUCHER Kim	Fives	2003	8.3	7.2	7.9	7.1	8.7	7.9	47.1
63	TERRIER-RAUZY Thomas	Lozanne	2003	8.1	8.4	6.7	7.2	9.5	6.8	46.7
64	ARGANINI JEAN BAPTISTE	Chatou	1991	4.2	7.5	7.9	7.1	9.8	9.8	46.3
65	WEISS Cody	Chateauroux	1999	8.4	7.5	7.5	7.5	8.7	6.4	46.0
66	PINA Antoine	Bruges	2003	9.4	9.3	8.9	8.2	0.0	9.6	45.4
67	PESSON Dylan	Bléré	1997	7.1	7.0	7.7	6.8	7.4	9.1	45.1
68	DIOT Bastien	Chateauroux	2003	9.0	6.0	7.2	7.5	7.3	7.1	44.1
69	PUCHE Quentin	Rungis	1997	0.0	8.1	9.4	8.3	8.3	9.0	43.1
	LEFAUX Axel	Chateauroux	2001	7.5	7.5	6.2	6.3	8.8	6.8	43.1
71	RUHANT Marc	Fives	1997	4.3	7.7	6.5	7.8	6.5	4.6	37.4
72	BERLEMONT Quentin	Charenton	1997	0.0	8.1	8.5	0.0	9.7	9.0	35.3
73	NASSIRI Yassine	Fives	1999	5.0	5.8	5.4	0.0	8.6	8.1	32.9
74	HERVET Eric	Bléré	1980	6.8	8.0	0.0	7.9	7.9	0.0	30.6
75	CANTALUPPI Thibaut	Douai	1996	0.0	0.0	0.0	0.0	0.0	0.0	0.0
	BONNAURE Guillaume	Brindas	2000	0.0	0.0	0.0	0.0	0.0	0.0	0.0
	MARQUES Hélio	Chatou	1988	0.0	0.0	0.0	0.0	0.0	0.0	0.0

4. FEMININ NIVEAU2 11 + . SA_DA (individuels)

4.1. Résultats par équipes

	Equipe	Club					Total
1	Jonage	69--E.s.j gymnastique artistique	30.5	35.1	34.1	35.7	135.4
2	LUC gym	59--Luc gym	29.2	35.3	32.8	35.8	133.1
3	Cournon	63--Cournon d'Auvergne Gym	29.0	34.0	34.3	35.3	132.6
4	Pont du chateau	63--La jeune gaule	29.7	31.6	35.1	35.1	131.5
5	Portet sur garonne	31--Portet gym	29.4	31.1	34.5	34.6	129.6
6	Fumel	47--A s gym fumel	30.2	27.3	34.9	35.1	127.5
7	Crest	26--Us crétoise gymnastique	28.5	30.8	33.3	33.9	126.5
8	Riorges	42--Olympique riorges gymnastique	28.4	31.6	31.7	34.6	126.3
9	La cantalienne	15--La cantalienne	27.5	32.4	33.3	32.1	125.3
10	Eragny	95--Gsa eragny	26.4	31.8	31.8	34.0	124.0
11	Montereau	77--Cs montereau	27.5	29.7	33.3	33.1	123.6
12			0.0	0.0	0.0	0.0	0.0







4.2. Résultats individuels

	Gymnaste	Equipe	Annee					Total
1	MONNET SARAH	Pont du chateau	1997	10.5	12.3	11.8	12.2	46.8
2	ROLLAND Celie	Crest	2000	10.8	12.1	11.9	11.6	46.4
3	PEIREIRA Coralie	Cournon	1994	10.5	11.4	11.3	12.1	45.3
4	GROCCIA Gilly	Jonage	1999	10.6	11.7	11.0	11.9	45.2
5	GOBET Camille	Jonage	2000	10.3	12.2	10.7	11.8	45.0
6	DUCARRE Florine *	Savigny (indiv) (indiv)	1987	9.9	11.6	11.2	11.8	44.5
7	GOLLIAU Lucille	Montereau	1997	10.1	11.2	11.3	11.8	44.4
8	BUZONIE Lisa	Fumel	1994	10.2	9.8	11.9	11.9	43.8
9	LADRAS Claire	La cantalienne	1992	10.0	11.0	10.6	12.0	43.6
10	D'HARLINGUE Laëtitia	LUC gym	1992	9.3	11.9	10.5	11.8	43.5
	CHOUABE Lucie	Fumel	1998	10.6	9.9	11.2	11.8	43.5
12	DAVOLI Ollia *	A. Dreux 2 (indiv) (indiv)	1995	9.9	10.0	11.7	11.8	43.4
13	SOLLE Elisa	Cournon	1992	9.2	11.6	11.5	10.9	43.2
14	CHAMARET Marion *	A. Dreux 1 (indiv) (indiv)	1994	9.4	10.1	11.9	11.7	43.1
	VALENCOURT Emmeline	LUC gym	1990	8.7	11.9	11.0	11.5	43.1
16	DECLAS Coline	Riorges	1999	9.3	11.3	10.4	11.9	42.9
17	FEDLAOUI Estelle	Cournon	1991	8.7	11.0	11.5	11.6	42.8
18	OUIDIR Orly	Portet sur garonne	1997	9.9	10.1	11.1	11.5	42.6
19	FAHMI Souad	LUC gym	1989	8.2	11.5	10.8	12.0	42.5
	POIZAT Lauren	Jonage	1989	8.9	11.2	10.7	11.7	42.5
	CHAMBERT Esther	Riorges	1993	10.2	10.0	10.6	11.7	42.5
22	FRADIER Pauline	La cantalienne	1991	8.3	12.0	11.7	10.4	42.4
23	PUTOLA Candice	Pont du chateau	1996	10.2	10.3	11.1	10.7	42.3
24	FAURE Justine	Portet sur garonne	1995	9.9	11.4	9.3	11.5	42.1
25	VIALARS Christelle	Portet sur garonne	1981	9.3	9.6	11.5	11.6	42.0
26	ROUGE Annette sophie *	Perpignan (indiv) (indiv)	1995	9.2	11.1	10.2	11.3	41.8







	JAUMONET Marie	Jonage	1991	9.6	8.8	11.4	12.0	41.8
28	SANCHEZ Léa	Cournon	1997	9.3	10.4	10.4	11.6	41.7
29	DIAKITE Bibi *	Lognes (indiv) (indiv)	1996	9.8	9.3	10.6	11.7	41.4
30	ROBLIN Marianne *	A. Dreux 3 (indiv) (indiv)	1994	9.0	10.1	10.2	11.8	41.1
	PONTIAC Melodie	Pont du chateau	1991	9.0	8.6	12.1	11.4	41.1
32	BERNARD Angelina *	Muret (indiv) (indiv)	1990	8.5	10.6	11.6	10.2	40.9
	TOUREY Ambrine	Riorges	1998	8.9	10.3	10.7	11.0	40.9
34	ESCANDE Charline	LUC gym	2003	9.8	10.0	9.2	11.7	40.7
	HONOREZ Melissa	LUC gym	1990	10.1	7.6	11.0	12.0	40.7
36	CASTANS Apolline	Eragny	1994	8.7	9.9	10.3	11.7	40.6
37	EXPOSTO Olivia	Fumel	1998	9.4	7.6	11.8	11.4	40.2
38	JAMET Aline *	Désertines 1 (indiv) (indiv)	1988	9.0	8.6	11.0	11.3	39.9
39	BEAUJON Manon	Eragny	1997	9.1	10.4	10.6	9.7	39.8
	LOAEC Elynn	Cournon	1988	8.6	10.2	10.6	10.4	39.8
41	JUNAJDI Vanessa	Crest	2003	9.0	8.2	11.2	11.3	39.7
42	LEBEAU Anne-sophie	Pont du chateau	1989	8.1	9.0	11.2	10.7	39.0
43	SEON Zoé	Crest	2004	8.6	9.4	10.0	10.9	38.9
44	NIERING Léa *	Villette d Anthon 1 (indiv) (indiv)	2000	8.2	9.0	9.9	11.6	38.7
45	GOBILLOT Camille	Montereau	1986	8.3	9.3	9.6	11.3	38.5
	FONSECA Pauline	Fumel	2000	9.4	7.6	10.1	11.4	38.5
47	MARION Morin	Montereau	1994	9.1	8.6	10.8	9.9	38.4
	LECLERC Céline	La cantalienne	1991	8.3	9.4	11.0	9.7	38.4
49	AUDOIT Delphine	Portet sur garonne	1987	8.9	7.6	11.9	9.7	38.1
50	ROSE Chloé	Portet sur garonne	1998	9.6	8.5	9.3	10.6	38.0
51	GRANGE Mathilde	Riorges	1998	8.6	9.7	9.4	9.2	36.9
52	AZAIS Abigail	Crest	1996	8.7	9.3	9.3	8.6	35.9
53	TREVIAUX Mylène	La cantalienne	1991	8.7	8.4	8.3	9.2	34.6
54	CASTANS Mélissandre	Eragny	1991	0.0	9.8	10.9	11.7	32.4
55	DESACHY Marion *	Clapiers (indiv) (indiv)	1997	0.0	10.3	9.8	11.8	31.9
56	BENOIT Margo	Crest	2001	0.0	9.1	10.2	11.0	30.3
57	DE FARIA Léa	Fumel	1998	8.6	0.0	10.1	11.4	30.1
58	PHILIPPE Mathilde	Eragny	1989	8.6	11.5	9.9	0.0	30.0
59	DEVIN Pauline	Montereau	1996	0.0	7.5	11.2	10.0	28.7
	VEYRON Coline	Montereau	1995	0.0	9.2	10.4	9.1	28.7
61	DE SOUSA Carine	Jonage	1994	8.6	8.2	11.7	0.0	28.5
62	CHAVANON Roxane	Pont du chateau	1998	8.6	0.0	7.8	11.5	27.9
63	TREVIAUX Cécile	La cantalienne	1991	8.8	8.8	10.0	0.0	27.6
64	MIRMAND Eva	Riorges	1995	8.6	7.6	0.0	10.9	27.1
65	BEAUJON Lisa	Eragny	1997	0.0	8.9	7.5	10.6	27.0
66	1		0	0.0	0.0	0.0	0.0	0.0
	2		0	0.0	0.0	0.0	0.0	0.0
	3		0	0.0	0.0	0.0	0.0	0.0
	4		0	0.0	0.0	0.0	0.0	0.0
	5		0	0.0	0.0	0.0	0.0	0.0

5. MASCULIN NIVEAU4 11 + . SA_DA (individuels)

5.1. Résultats par équipes

	Equipe	Club							Total
1	Font n Gym	59--Font'n Gym	33.4	32.3	33.2	28.4	33.9	33.0	194.2
2	Nivolas vermelle	38--Nivolas alep espoir gymnique	33.0	32.1	33.1	28.5	33.3	33.3	193.3
3	Beauchamp	95--Arabesque gymnique Beauchamp	31.8	30.2	33.3	27.6	32.9	31.0	186.8
4	Wattrelos	59--La patriote de wattrelos	33.1	31.4	31.6	29.5	32.9	28.0	186.5
5	Orsay	91--Caorsay	32.4	30.7	31.7	28.5	33.1	30.0	186.4
	Bourg de Thizy	69--Enfants de la trambouze	32.2	33.4	32.6	28.1	32.3	27.8	186.4
7	St Genis les Ollières	69--Entente St genoise	31.6	30.3	32.2	29.3	32.4	28.3	184.1
8	Andrésy 1	78--Andrésy	30.1	31.1	31.7	28.2	32.1	29.9	183.1
9	Volvic	63--Volvic	33.2	31.3	33.1	27.0	30.6	27.6	182.8
10	Tours GC	37--Tours Gymnastique Club	29.8	28.2	32.0	27.2	31.6	27.6	176.4
11	St Aignan Gd Lieu	44--Association Loisirs Culture de St Aignan de Grand Lieu	29.0	29.3	30.4	25.9	31.8	24.7	171.1
12	Andrésy 2	78--Andrésy	29.9	28.4	31.1	25.9	29.8	25.9	171.0
13	Muret	31--Le Ralliement	29.1	29.1	29.3	25.3	31.2	25.2	169.2
14	Castelsarrasin	82--Le défi castelsarrasinois	31.1	18.6	21.3	25.3	28.7	15.5	140.5







5.2. Résultats individuels

	Gymnaste	Equipe	Année							Total
1	CREBASSA Christophe	Font n Gym	1975	11.5	11.4	11.1	10.1	11.4	11.6	67.1
2	PASCALE Romain	St Genis les Ollières	1992	11.0	10.7	11.3	11.1	11.4	11.5	67.0
3	VALOUR Gregory	Nivolas vermelle	1989	10.8	10.9	11.2	10.1	11.0	11.2	65.2
4	AMON Sebastien	Volvic	1978	11.5	11.3	11.4	9.2	10.9	10.8	65.1
5	BOURASSAUD Julien	Bourg de Thizy	1996	11.0	11.0	10.8	9.8	10.9	10.9	64.4
6	DANTON FABRICE	Volvic	1977	11.0	11.1	11.6	9.0	11.0	10.6	64.3
7	VAN PRAET Bryan	Wattrelos	1996	11.4	11.0	11.2	10.7	11.1	8.6	64.0
8	VIEILLE Antoine	Beauchamp	1995	10.4	10.4	11.1	9.6	11.1	11.2	63.8
	LAURENT Alexandre	Nivolas vermelle	1985	10.8	10.6	10.7	9.1	11.3	11.3	63.8
10	RUELLE Nicolas	Font n Gym	1990	11.2	9.5	11.1	9.3	11.2	11.1	63.4
11	TURIC - ZIVKOV Nicolas	Tours GC	1998	11.1	10.9	10.8	10.3	11.0	9.1	63.2
12	COSSONNET Rémi	Beauchamp	1988	10.8	10.6	11.3	9.0	10.8	10.5	63.0
13	DUPRET Charles	Orsay	1998	10.7	9.7	10.7	9.9	11.0	10.9	62.9
	MICHAUD Nicolas	Andrésy 1	1996	10.0	10.7	11.2	10.2	10.7	10.1	62.9
15	BOUNOUA Said-zakarian	Wattrelos	1999	10.9	10.0	10.5	8.6	11.0	10.9	61.9
16	DAHOUAME Etienne	St Genis les Ollières	1999	10.8	9.8	11.1	9.4	11.2	9.3	61.6
17	BARRAL Baptiste	Nivolas vermelle	1988	10.5	10.4	10.8	9.0	10.5	10.3	61.5
	PELTRE Antoine	Andrésy 1	1996	10.1	10.6	10.7	9.2	10.6	10.3	61.5
19	COLLIGNON Thomas	Orsay	2000	10.9	9.7	10.5	8.8	11.2	10.0	61.1




	LATHUILLERE Hadrien	Bourg de Thizy	1992	11.0	11.1	11.0	9.1	11.1	7.8	61.1
21	NARBOUX Nathan	Bourg de Thizy	1997	10.2	11.3	10.8	9.2	10.3	9.1	60.9
22	N'TELA Simon	Wattrelos	1999	10.8	10.4	9.9	10.2	10.8	8.5	60.6
23	COLLIGNON Martin	Orsay	2000	10.8	10.7	10.5	8.1	10.9	9.1	60.1
24	CHEVROT Nicolas	Andrésey 2	1999	9.7	10.8	10.4	7.8	10.6	9.4	58.7
25	PERRODEAU Bastien	St Aignan Gd Lieu	1997	10.4	10.1	10.1	9.0	10.9	8.1	58.6
26	FERNANDEZ Marvin	Nivolas vermelle	2001	11.4	10.0	8.3	9.3	10.6	8.7	58.3
27	CHEVROT Jerome	Andrésey 1	1992	10.0	9.8	9.8	8.3	10.4	9.5	57.8
28	DAUTREPPE Martin	Andrésey 2	1995	10.1	9.1	10.0	9.3	8.8	10.0	57.3
	PASTEN Adolphe	Andrésey 1	1979	9.5	9.7	9.3	8.8	10.8	9.2	57.3
30	PINHEIRO Corentin	Beauchamp	1994	9.3	9.2	10.9	7.9	9.9	9.3	56.5
31	COUCHELLOU Valentin	St Aignan Gd Lieu	1997	10.1	9.5	9.8	8.1	10.5	8.4	56.4
	GAUDIN David	Tours GC	1991	8.1	9.3	10.3	8.2	10.4	10.1	56.4
33	KHAMIDOV Amin	Muret	2001	9.3	9.7	9.6	8.1	11.0	8.6	56.3
34	LORE Gwendal	St Aignan Gd Lieu	1996	8.5	9.7	10.5	8.8	10.4	8.2	56.1
35	DARRIGADE Theo	Andrésey 2	2003	10.1	8.5	10.7	8.7	10.4	6.5	54.9
36	MAZURAY Antoine	Muret	1999	9.0	10.0	9.7	8.1	8.8	8.3	53.9
37	LEONARD Alexis	Beauchamp	1993	10.6	8.8	7.1	9.0	11.0	7.1	53.6
	GUICHARD Paul	Muret	1999	9.4	9.4	10.0	8.2	8.6	8.0	53.6
39	LENOIR Lucas	Castelsarrasin	1996	10.0	7.0	10.7	8.5	10.7	6.6	53.5
40	SALAGNAC Vincent	Tours GC	1996	7.6	8.0	10.9	7.8	10.2	8.4	52.9
41	CONTEGAT Jérémie	Nivolas vermelle	2000	9.3	10.6	11.1	0.0	11.0	10.8	52.8
42	KLEPPER Victor	Volvic	1999	10.7	8.9	10.1	8.8	8.3	5.2	52.0
43	DUCHADEAU Michael	Beauchamp	1986	8.8	9.0	10.9	7.6	8.9	6.3	51.5
44	HOCHEZ Vincent	Font n Gym	1995	10.7	6.4	7.9	9.0	10.2	7.1	51.3
45	LOUBEYRE Florent	Volvic	1995	10.6	8.3	9.2	8.1	8.7	6.2	51.1
46	BORIOS Guilhem	Orsay	1998	10.7	10.3	9.0	9.8	10.2	0.0	50.0
47	DRU Dorian	St Genis les Ollières	1999	9.5	9.8	5.8	8.1	9.8	6.6	49.6
48	CORBARIEU Lucas	Muret	1999	8.4	9.3	6.9	8.6	10.9	5.4	49.5
49	RANNOU Olivier	Muret	1996	10.4	5.3	7.3	8.5	9.3	8.3	49.1
50	PONTILLE Stéphane	Bourg de Thizy	1998	10.0	8.9	5.8	8.0	10.1	5.1	47.9
51	PAGLIAI Axel	Castelsarrasin	2001	10.5	7.4	5.8	8.6	9.4	3.9	45.6
52	MACHU Frederic	Font n Gym	1976	0.0	11.4	11.0	0.0	11.3	10.3	44.0
53	MENARD Jules	Tours GC	1998	10.6	7.7	6.0	8.7	10.2	0.6	43.8
54	ZOUAOUI Sofian	Andrésey 2	2002	4.2	8.0	8.6	7.9	8.7	5.8	43.2
55	DOUCET Pierre	Font n Gym	2004	9.3	3.9	10.7	8.0	9.8	0.0	41.7
56	DIRAT Clement	Castelsarrasin	2000	10.6	4.2	4.8	8.2	8.6	5.0	41.4
57	GOUDENEGE Ludovic	Orsay	1983	0.0	4.8	10.2	8.8	10.4	6.7	40.9
58	CHEVALIER Clement	St Genis les Ollières	1998	0.0	7.3	9.8	7.8	9.0	0.0	33.9
59	VINIOSA Axel	St Genis les Ollières	2002	9.8	0.0	0.0	8.8	0.0	7.5	26.1
60	POTTIER Romain	Wattrelos	2000	8.8	9.3	0.0	0.0	0.0	0.0	18.1
61	ROLAND Gregory	Wattrelos	1994	0.0	0.0	0.0	0.0	0.0	0.0	0.0
	FERNANDEZ Damien	Castelsarrasin	1998	0.0	0.0	0.0	0.0	0.0	0.0	0.0
	DELMONT Frédéric	Volvic	1979	0.0	0.0	0.0	0.0	0.0	0.0	0.0
	DE SOUZA Claudio	Andrésey 1	1987	0.0	0.0	0.0	0.0	0.0	0.0	0.0
	CORBEL Anthony	St Aignan Gd Lieu	1987	0.0	0.0	0.0	0.0	0.0	0.0	0.0
	DENIAU Mattéo	Tours GC	1999	0.0	0.0	0.0	0.0	0.0	0.0	0.0

6. MASCULIN NIVEAU3 11-18 ans . SA_DA (individuels)

6.1. Résultats par équipes





	Equipe	Club							Total
1	Pont de Beauvoisin	38--La Sentinelle	32.7	24.9	34.2	26.0	32.2	30.0	180.0
2	St Genis les Ollières	69--Entente St genoise	33.9	27.6	28.6	26.8	33.4	28.6	178.9
3	Boucau Tarnos	64--Sics Boucau Tarnos	33.2	24.4	29.8	30.4	28.3	27.0	173.1

6.2. Résultats individuels

	Gymnaste	Equipe	Année							Total
1	MORELLON Pierrick	St Genis les Ollières	1999	11.9	11.3	11.6	9.9	11.1	11.3	67.1
2	LABAN Benat	Boucau Tarnos	1997	10.8	10.4	12.0	10.2	10.8	8.2	62.4
3	CHOIRAT Rémi	Pont de Beauvoisin	1999	11.5	7.1	11.8	8.8	11.1	10.5	60.8
4	BIMMEL Luc	Pont de Beauvoisin	1998	10.2	7.7	11.2	8.7	10.5	10.5	58.8
5	JOUSSE Foucault	St Genis les Ollières	2001	10.2	8.8	8.3	8.8	11.4	9.3	56.8
6	SALVAN Tom	Boucau Tarnos	1997	10.9	5.0	7.7	10.8	9.7	9.8	53.9
7	HUMBERT Thibaud	Pont de Beauvoisin	1999	6.2	8.7	11.2	8.4	10.3	9.0	53.8
8	LEVICONTE Evan	Pont de Beauvoisin	2002	11.0	8.5	7.9	8.5	10.6	6.9	53.4
9	GORY Robin	Boucau Tarnos	1998	11.5	4.9	10.1	9.4	7.8	9.0	52.7
10	BUCHER Jeremy	Boucau Tarnos	1998	9.7	9.0	7.7	8.8	7.5	5.9	48.6
	MOUILLET Leonard	St Genis les Ollières	2000	7.9	7.5	7.9	7.9	9.4	8.0	48.6
12	DREUX Justin	St Genis les Ollières	2001	11.8	6.6	8.7	8.1	10.9	0.8	46.9
13	GIZOLME Martin	St Genis les Ollières	2002	0.0	6.7	6.4	8.1	9.1	7.9	38.2
14	ETCHEVESTE Eric	Boucau Tarnos	1997	0.0	0.0	0.0	0.0	0.0	0.0	0.0

7. FEMININ NIVEAU3 11-16 ans . SA_DA (individuels)

7.1. Résultats par équipes

	Equipe	Club					Total
1	Privas	7--Sc privas gym	28.4	34.4	35.0	34.4	132.2
2	LUC gym	59--Luc gym	28.1	34.9	33.3	35.3	131.6
3	Haubourdin	59--Haubourdin gym	29.5	34.3	33.7	33.5	131.0
4	Lambesc	13--ALSL lambesc	28.8	34.0	34.1	34.0	130.9
5	La cantalienne	15--La cantalienne	28.5	33.9	32.8	34.2	129.4
6	Ris Orangis	91--Union sportive de ris-orangis	29.3	32.8	33.0	33.3	128.4
7	Riorges	42--Olympique riorges gymnastique	26.8	32.1	33.3	33.5	125.7
8	Rhodia club	38--Rhodia-Club Gymnastique	27.5	30.0	32.7	33.9	124.1
9	Cournon	63--Cournon d'Auvergne Gym	27.0	32.1	32.4	32.0	123.5
	St Martin d hères	38--Essm gymnastique	26.9	30.7	32.7	33.2	123.5
11	Vaires	77--Us Vaires	27.1	31.2	31.8	33.2	123.3
12	Pérignat	63--CIG Mur es allier	27.0	30.9	31.3	33.4	122.6
13	Mazamet	81--L'hautpouloise	25.8	29.5	32.2	30.4	117.9

7.2. Résultats individuels

	Gymnaste	Equipe	Annee					Total
1	FOURNIER Héloïse	Haubourdin	2003	10.2	11.7	11.5	11.4	44.8
2	QUINTANA Cloe	Privas	1999	10.0	11.4	11.9	10.8	44.1
3	DA SILVA Andrea	Ris Orangis	2000	10.4	10.9	11.1	11.5	43.9
4	TAFFOREAU Emma	LUC gym	2004	9.6	11.4	11.0	11.7	43.7
	VERBRUGGE Octavie	LUC gym	2003	9.1	11.7	11.0	11.9	43.7
6	HORTIGUE Marion	Lambesc	2001	9.8	11.4	11.3	11.1	43.6
7	OULAYE Manon osseckana	Haubourdin	2002	9.6	11.4	11.3	11.2	43.5
	VO Lucie	Privas	2002	9.0	11.8	11.0	11.7	43.5
9	STANKIEWICZ Chimène	LUC gym	2003	9.4	11.8	10.5	11.7	43.4
10	DUVAL Emeline	La cantalienne	1999	9.7	11.1	11.2	11.2	43.2
	MARMILLON Marine	Lambesc	2001	9.0	11.5	11.5	11.2	43.2
12	NGUEMBO Melissa	Ris Orangis	2001	9.4	11.1	11.4	11.1	43.0
	VASSAS Elea	Privas	2001	9.0	11.2	11.4	11.4	43.0
14	BRIOT Tess	Privas	2001	9.3	10.6	11.7	11.3	42.9
15	FOVET Alix	LUC gym	2002	8.7	11.3	11.3	11.5	42.8
	VIGNAL Manon	Rhodia club	1999	9.5	10.7	11.4	11.2	42.8
17	LENGLART Maelle	Haubourdin	2002	9.7	10.9	10.9	10.9	42.4
	VIAL Lisa	La cantalienne	2000	9.9	11.5	10.6	10.4	42.4
	MOUTON Eloise	Lambesc	2000	9.0	11.1	10.9	11.4	42.4
	BENAMER LINA	St Martin d hères	2004	8.8	11.2	11.4	11.0	42.4
21	PIAU Romane	Lambesc	2000	9.8	10.1	11.3	11.1	42.3
22	ARLAUD Mathilde	Lambesc	1999	9.2	10.8	10.7	11.4	42.1
23	ANDRAUD Margaux	Haubourdin	2001	9.3	11.2	10.6	10.9	42.0
	ZERBINI Eva	Riorges	2003	9.7	10.0	11.4	10.9	42.0
25	ALCHOURROUN Margot	Vaires	2000	9.2	11.1	10.4	11.0	41.7
	GAUSSOT Léa	Vaires	1999	9.1	10.8	10.6	11.2	41.7
27	CHABAUD Axelle	Cournon	2002	9.2	10.9	10.6	10.9	41.6





28	MINHOTO Cassandra	Ris Orangis	2000	9.5	10.8	10.5	10.7	41.5
29	ASTORG Justine	La cantalienne	2000	8.4	11.3	10.5	11.2	41.4
	BONAL Sarah	La cantalienne	1999	8.9	9.7	11.0	11.8	41.4
31	MESTRE Camille	Cournon	2002	9.0	10.7	10.6	10.8	41.1
	POUPENEY Ludivine	Pérignat	2000	9.0	10.4	10.6	11.1	41.1
33	VAUTIER Lea	Riorges	2002	8.5	11.5	10.0	11.0	41.0
34	ROCHARD Eleonore	Riorges	2002	8.6	10.3	10.9	11.1	40.9
35	PLANCK Lou ann	LUC gym	2003	8.6	10.3	10.2	11.7	40.8
	MEGEMONT Justine	Pérignat	2001	9.0	10.1	10.5	11.2	40.8
37	ATALLAH Marylise	Rhodia club	1999	8.9	10.1	10.6	11.0	40.6
38	BURNICHON Charlyne	Riorges	2002	8.2	10.3	10.8	11.2	40.5
39	NUOVO Harmonie	Privas	2001	9.1	10.5	10.1	10.6	40.3
40	FROBERT Elise	Riorges	2002	8.5	9.5	11.0	11.2	40.2
41	HOUSSIN Pauline	Pérignat	1999	9.0	10.3	9.7	11.1	40.1
42	MEGUIBA Donia	St Martin d hères	2002	8.8	9.7	10.5	11.0	40.0
43	CHAVEROT Avril	St Martin d hères	2003	8.9	9.8	10.3	10.8	39.8
	MANSY Emma	St Martin d hères	2004	9.1	8.7	10.8	11.2	39.8
45	NTONGA Camille	Cournon	2000	8.5	10.5	10.4	10.3	39.7
46	BASTIE Elisa	Mazamet	2000	9.1	9.3	10.7	10.4	39.5
	LENGLART Ananda	Mazamet	2000	8.3	10.9	9.9	10.4	39.5
48	GUENAN Lisa	Cournon	2001	8.3	9.4	11.2	10.3	39.2
49	TARRIS Enola	Vaires	2000	8.8	8.5	10.8	11.0	39.1
	GENIN Andréa	Rhodia club	1999	8.3	9.1	10.7	11.0	39.1
51	CHAUSSINAND Lisa	Rhodia club	2001	8.7	8.8	10.2	11.3	39.0
52	DUCHEZ Océane	Cournon	2000	8.8	10.0	9.5	10.3	38.6
53	TRONEL Coline	Pérignat	2002	8.1	10.2	8.8	10.7	37.8
54	SKOCZEK Marion	Vaires	2000	8.4	9.3	9.9	9.9	37.5
55	NORAZ Chloé	St Martin d hères	2003	8.9	7.9	10.3	10.3	37.4
56	THEPIN Elise	Mazamet	2000	8.3	9.3	10.3	9.4	37.3
57	REBOUX Majda	Mazamet	2001	8.1	8.1	11.2	9.6	37.0
58	ARNAUD Leslie	Mazamet	2000	8.4	8.7	10.2	9.6	36.9
	POTTIER Kimberley	Rhodia club	2000	9.1	9.2	7.2	11.4	36.9
60	RENARD Emma	Pérignat	2001	8.4	6.8	10.2	9.7	35.1
61	DJEDJE Zoe	Ris Orangis	2002	8.9	9.8	10.4	0.0	29.1
62	ANDRAUD Maéva	Haubourdin	2002	8.8	9.7	10.3	0.0	28.8
63	MACE Mathilde	Vaires	2000	0.0	8.4	7.8	10.9	27.1
64	NAULET Daphnée	Ris Orangis	2002	0.0	0.0	0.0	0.0	0.0

8. FEMININ NIVEAU4 11 + . SA_DA (B) (individuels)

8.1. Résultats par équipes

	Equipe	Club					Total
1	Halluin	59--Halluin	28.7	32.3	33.6	32.0	126.6
2	Fresnoy	2--La fresnoysienne	27.4	32.3	33.6	32.2	125.5
3	Pont de claix	38--Pont de claix amicale gymnique	26.1	32.3	33.6	33.0	125.0
4	St Priest	69--Gymnique association saint priest	26.3	33.1	33.5	32.0	124.9
5	Muret	31--Le Ralliement	26.6	32.8	32.5	31.9	123.8
6	Maure de bretagne	35--L'étoile mauritanienne	26.5	32.6	31.9	31.0	122.0
7	Brie comte robert	77--Scbgym	25.7	31.1	33.4	31.0	121.2
8	Villeneuve sur Lot	47--Cercle gymnique villeneuvois	25.7	29.8	32.3	30.8	118.6







8.2. Résultats individuels

	Gymnaste	Equipe	Annee					Total
1	MANAIN Lou	Fresnoy	2001	9.6	11.0	11.6	10.7	42.9
2	RIVALLAND Aurelie	Muret	1993	9.0	11.6	11.2	10.7	42.5
3	GUENARD Cadine	St Priest	1998	8.9	11.4	11.2	10.8	42.3
	FORESTIER Nolwenn	Pont de claix	1996	9.0	11.0	11.4	10.9	42.3
5	LEBLANC Hermine	Muret	1987	9.0	11.2	10.9	10.8	41.9
6	THOREL Lou ann	Halluin	1999	9.6	11.3	10.2	10.7	41.8
7	JULIEN Manon	Pont de claix	1999	8.5	10.7	11.3	11.1	41.6
8	MAUPAS Maeva	St Priest	1994	8.7	11.2	11.1	10.4	41.4
9	THOREZ Aimie	Halluin	1999	9.0	10.4	11.1	10.8	41.3
10	HALLE Felicie	Fresnoy	2001	9.0	11.0	10.7	10.5	41.2
	BENOIT Emilie	Halluin	1994	9.5	10.6	10.6	10.5	41.2
12	ABGRALL Luisa	Pont de claix	2003	8.5	10.6	10.9	11.0	41.0
13	MARTIN Lorie	Villeneuve sur Lot	2002	9.1	10.3	11.1	10.4	40.9
14	HALLE Celeste	Fresnoy	1998	8.8	10.3	11.1	10.5	40.7
	CHOTARD Manon	Maure de bretagne	1996	8.8	10.8	10.7	10.4	40.7
	PRIOUL Maud	Maure de bretagne	1992	8.9	11.0	10.5	10.3	40.7
17	MAUPAS Marion	St Priest	1990	8.4	10.5	11.1	10.6	40.6
18	FILLEAU Emeline	Brie comte robert	2001	8.4	10.7	11.1	10.2	40.4
19	ROYAU Ludyvine	Brie comte robert	1994	8.7	9.8	11.1	10.7	40.3
	CHATON Lucie	Fresnoy	1997	8.8	10.3	10.2	11.0	40.3
	COUVREUR Ines	Halluin	2000	9.6	9.1	11.4	10.2	40.3
22	THOREL Alix	Halluin	2001	9.0	9.6	11.1	10.4	40.1
23	GUIGUET Jade	St Priest	1998	8.7	9.7	11.2	10.4	40.0
24	MEILLIER Solène	Villeneuve sur Lot	2002	8.4	10.1	10.7	10.2	39.4
25	LEBLANC Lisa	Brie comte robert	1999	8.1	10.0	11.2	10.0	39.3
	DUROCHER Gabrielle	Maure de bretagne	1996	8.8	10.8	10.7	9.0	39.3
27	NOTA Amandine	Brie comte robert	1989	7.8	10.4	10.7	10.1	39.0
28	CELESTINE Sharone	St Priest	1998	8.5	10.2	9.4	10.6	38.7
29	BESCHER Marine	Maure de bretagne	1996	8.4	9.6	10.1	10.3	38.4
30	SEBIRE Laura	Brie comte robert	1998	8.6	9.7	10.6	9.4	38.3
31	VIDAL Servane	Muret	1995	8.0	10.0	9.9	10.3	38.2
32	BOUCHER Sandy	Villeneuve sur Lot	1998	8.2	7.0	10.5	10.2	35.9

33	VIGNES Naomie	Villeneuve sur Lot	2003	8.2	9.4	9.0	9.0	35.6
34	DANIEL Margot	Muret	1992	8.6	4.4	10.4	10.4	33.8
35	HALLE Constance	Fresnoy	1996	8.8	0.0	10.9	10.2	29.9
36	BASCON Ines	Pont de claix	1998	8.6	0.0	10.3	10.7	29.6
37	TEIGNY Manon	Muret	1989	0.0	8.9	10.1	9.2	28.2
38	GLILI Emma	Maure de bretagne	1998	8.1	0.0	8.7	10.3	27.1
39	COLLIN Maguelone	Pont de claix	1998	0.0	10.6	0.0	10.6	21.2

9. MASCULIN NIVEAU1 11 + . SA_DA (individuels)

9.1. Résultats par équipes








	Equipe	Club							Total
1	Muret	31--Le Ralliement	37.5	33.9	37.0	34.1	33.8	33.6	209.9
2	LUC gym	59--Luc gym	29.4	34.8	34.9	33.5	37.4	28.2	198.2
3	Vaugneray	69--Union sportive de l'ouest lyonnais	29.0	32.4	29.1	31.6	29.7	23.2	175.0
4	Andrésy	78--Andrésy	30.1	20.5	30.9	33.2	30.8	22.8	168.3

9.2. Résultats individuels








	Gymnaste	Equipe	Anne e							Total
1	ROMAZZOTI Quentin	Muret	1992	12.4	10.5	12.8	11.1	10.7	13.6	71.1
2	SARIE Lucas	Muret	1989	12.6	11.9	12.0	11.2	11.0	10.5	69.2
3	CERRI Constantin	LUC gym	1996	12.2	11.2	11.4	11.3	10.6	8.6	65.3
4	LULKA Jean	Muret	1989	12.5	7.1	11.7	11.8	11.2	9.5	63.8
5	PONVIANNE Pierre	Vaugneray	1993	9.9	9.3	12.3	10.7	10.5	8.9	61.6
6	GIUFFRIDA Guillaume *	Jonage (indiv) (indiv)	1994	11.4	8.1	13.0	11.2	9.0	8.4	61.1
7	DELGATTE Pierre	LUC gym	1988	6.7	11.2	10.6	11.1	11.5	9.9	61.0
8	PASTEN Jonathan	Andrésy	1985	10.9	7.4	11.4	10.8	10.9	8.6	60.0
9	BENKEROUFA Mehdi	Andrésy	1992	11.4	7.9	11.9	11.5	8.7	7.7	59.1
10	PLANCQ Arthur	LUC gym	1998	10.5	5.4	9.5	11.1	9.5	8.6	54.6
11	GHALMI Mathieu	Andrésy	1989	7.8	5.2	7.6	10.9	11.2	6.5	49.2
12	GUILLET Alex	Vaugneray	1996	7.3	11.9	0.0	9.9	9.4	8.6	47.1
13	ROELANDTS Nicolas	LUC gym	1981	0.0	10.2	12.9	0.0	13.1	9.7	45.9
14	GAILLARD Florent	Vaugneray	1989	9.7	3.1	11.6	10.7	9.0	0.0	44.1
15	MIRA Jeremy	Andrésy	1998	7.4	4.8	5.9	10.4	8.1	4.1	40.7
16	FERRE Lucas	Vaugneray	1999	9.4	3.4	5.2	10.2	5.9	5.7	39.8
17	MALASSAGNE Vincent	Muret	1988	0.0	11.5	12.2	0.0	11.6	0.0	35.3
18	GUEX Franck	LUC gym	1983	0.0	12.4	0.0	0.0	12.8	8.6	33.8
19	PAPOT Cédric	Vaugneray	1987	0.0	11.2	0.0	0.0	9.8	0.0	21.0
20	MATUSSIÈRE Prosper	Andrésy	1989	0.0	0.0	0.0	0.0	0.0	0.0	0.0

10. MASCULIN NIVEAU2 11 + . SA_DA (individuels)

10.1. Résultats par équipes

	Equipe	Club								Total
1	Champigny	94--RSCChampigny gym	32.3	32.1	32.1	29.6	33.7	28.1	187.9	
2	Orsay	91--Caorsay	31.9	24.9	35.2	30.4	27.9	28.0	178.3	

10.2. Résultats individuels








	Gymnaste	Equipe	Anne e								Total
1	ROCHAND Loic *	St Genis les Ollières (indiv) (indiv)	1991	12.5	8.4	11.4	12.2	9.9	11.3	65.7	
2	PAPIN Vincent	Champigny	1990	11.7	10.2	10.6	10.3	11.5	10.4	64.7	
3	MIGNE Baptiste	Orsay	1992	12.4	8.2	11.4	10.0	10.4	9.2	61.6	
4	FICHERA Hugo	Orsay	1991	10.8	8.9	12.6	10.0	9.9	8.7	60.9	
5	VARENNES Mathis	Champigny	1995	12.1	10.7	10.6	9.0	10.6	7.8	60.8	
6	VARENNES Frédéric	Champigny	1968	8.2	7.1	10.9	9.2	11.6	9.2	56.2	
7	MANIEZ Camille	Champigny	2000	8.5	11.2	7.5	10.1	7.2	8.5	53.0	
8	LECLERC Julien *	Houilles (indiv) (indiv)	1989	12.0	4.9	6.1	10.7	6.6	10.4	50.7	
9	POIRSON Quentin	Orsay	1999	0.0	7.8	11.2	10.4	0.0	10.1	39.5	
10	BOULET Stéphane	Orsay	1988	8.7	0.0	7.1	0.0	7.6	2.3	25.7	
11	GUY Benjamin	Champigny	1981	0.0	0.0	0.0	0.0	0.0	0.0	0.0	

11. MASCULIN NIVEAU6 11 + . SA_DA (individuels)

11.1. Résultats par équipes





	Equipe	Club								Total
1	Calais	62--Etoile de Calais	31.5	33.0	37.7	31.2	36.7	37.6		207.7

11.2. Résultats individuels





	Gymnaste	Equipe	Anne e								Total
1	DUCLOY Thomas	Calais	2000	7.0	8.7	9.5	8.8	9.5	9.7		53.2
2	LOUISON Leo	Calais	2001	9.1	8.0	9.4	6.8	9.2	8.5		51.0
3	HUTEAU Florian	Calais	2000	8.3	8.0	9.4	6.8	8.7	9.4		50.6
4	FRANCOIS Louis	Calais	2001	7.1	8.3	8.6	7.4	8.6	8.9		48.9
5	LEROY Mathys	Calais	2001	6.7	6.7	9.4	7.4	8.9	9.3		48.4
6	LETREN Areis	Calais	2000	6.2	7.3	8.8	7.6	9.1	9.2		48.2

12. FEMININ NIVEAU3 11 + . SA_DA (individuels)

12.1. Résultats par équipes

	Equipe	Club					Total
1	Blanquefort 1	33--Entente sportive blanquefort	27.7	34.3	34.6	34.3	130.9
2	Crolles	38--Gym et rythme crolles	29.0	33.3	34.2	33.7	130.2
3	Loriol	26--Groupe omnisports loriolais (gol)	28.8	34.1	34.3	32.9	130.1
4	Lormont	33--Club gymnique lormontais	29.2	33.5	33.5	33.6	129.8
5	Cabestany	66--Coc gymnastique	28.4	33.9	33.4	33.4	129.1
6	Loos	59--Loos	26.9	34.5	34.5	31.9	127.8
7	Athis Mons	91--Uso Athis Mons	28.3	32.3	33.6	32.9	127.1
8	Bruges	33--Entente sportive bruges	27.3	31.6	34.3	33.7	126.9
9	Echirolles ALE	38--Echirolles Amicale Laique Gym	26.5	33.1	34.1	32.8	126.5
10	Trets	13--Gymnastique sportive tretsoise	28.3	33.8	31.8	32.2	126.1
11	St Priest	69--Gymnique association saint priest	27.9	32.3	33.2	32.5	125.9
12	Brie comte robert	77--Scbgym	26.8	32.2	33.8	32.7	125.5
13	Villeneuve sur Lot	47--Cercle gymnique villeneuvois	28.3	31.7	33.9	31.5	125.4
14	St Martin d hères	38--Essm gymnastique	28.0	31.5	32.2	33.1	124.8
15	LUC gym	59--Luc gym	27.6	31.8	32.1	32.9	124.4
16	Pontoise	95--SPG Pontoise	26.4	32.2	32.9	31.4	122.9
17	Montereau	77--Cs montereau	25.6	33.0	31.7	31.1	121.4
18	Portet sur garonne	31--Portet gym	25.3	32.6	31.6	29.6	119.1

12.2. Résultats individuels

	Gymnaste	Equipe	Annee					Total
1	GRAUS Nicole	Athis Mons	1990	10.8	12.0	11.6	11.9	46.3
2	PONGA Rosette cassandra	Cabestany	2002	10.6	11.7	11.7	11.6	45.6
3	THEVENET Lea	Loriol	2000	10.0	11.5	11.9	11.5	44.9
4	CUPANI MARINE	St Martin d hères	1992	10.0	11.7	11.5	11.5	44.7
5	LARRIERU Meline	Blanquefort 1	1997	9.5	11.8	11.7	11.6	44.6
6	COELHO Leslie	Blanquefort 1	1991	9.7	11.0	11.7	11.8	44.2
7	CALLEGARI Marie	Bruges	1992	9.4	11.0	11.7	11.3	43.4
8	LECLERC Mathilde	LUC gym	1996	10.3	10.7	11.1	11.2	43.3
	LESCUREUX Tess	Crolles	1997	10.1	10.9	11.3	11.0	43.3
10	LEIGNEL Morgane	Loos	1992	9.4	11.2	11.6	11.0	43.2
	L'HOSTIS Florianne	Lormont	1997	9.2	11.3	11.3	11.4	43.2
12	BERRIE Kelly	Lormont	2001	9.8	11.3	10.7	11.2	43.0
	BERTRAND Cloe	Crolles	1999	9.0	11.2	11.3	11.5	43.0
14	TOUPET Marie	Loos	1987	8.8	11.9	11.5	10.6	42.8
	GAUDARD Maureen	Loriol	1999	9.7	11.5	11.7	9.9	42.8
	IEVA Juliette	Crolles	1997	9.6	11.2	10.8	11.2	42.8
17	PYTEL Ysee	St Priest	2001	9.7	10.7	11.2	11.1	42.7
	BERTET Clara	Lormont	1997	10.2	10.9	10.6	11.0	42.7

19	GROUSSIN Clara	Trets	1998	9.5	11.3	10.8	10.9	42.5
20	DIBENEDETO Laura	Brie comte robert	1989	9.3	10.9	11.2	11.0	42.4
	LALOUZ Clemence	Crolles	2000	9.3	10.9	11.6	10.6	42.4
22	DE PALMA Maelle	Echiroles ALE	1991	9.1	10.4	11.6	11.1	42.2
23	SCAPOTTA Andrea	St Priest	1992	8.9	11.1	11.1	10.9	42.0
24	BRZEZINSKA Coralie	Loriol	1995	9.1	11.1	10.7	11.0	41.9
25	RIBEIRO Marianne	Athis Mons	2001	8.9	10.9	10.9	11.1	41.8
26	ANRETAR Vanessa	Brie comte robert	1992	8.7	11.0	11.1	10.9	41.7
	ZEKRI Jade	Cabestany	1998	8.6	11.4	10.6	11.1	41.7
28	JOUSSIER Camille	Trets	1996	9.3	11.6	10.0	10.7	41.6
29	LEBETTRE Manon	Pontoise	1994	9.0	10.4	11.0	10.9	41.3
	PIENS Emma	LUC gym	1999	8.5	10.6	11.3	10.9	41.3
	PUYOS Chloé	Bruges	1998	9.4	10.0	11.0	10.9	41.3
32	SOARES Anna lydia	Loos	1998	8.7	10.8	11.4	10.3	41.2
33	NABARETTE Léa	Villeneuve sur Lot	1998	9.0	11.1	11.3	9.7	41.1
34	BERNAT Cathy	Pontoise	1994	9.0	10.8	10.5	10.7	41.0
	CAREGUES Léa	Villeneuve sur Lot	1998	9.8	9.2	11.2	10.8	41.0
	LAMBERT ALICIA	St Martin d hères	1996	9.4	10.3	10.4	10.9	41.0
37	DUBUC Sandy	Bruges	1990	8.5	9.9	11.3	11.2	40.9
38	RIBEIRO Julie	Bruges	1999	8.5	9.7	11.3	11.2	40.7
39	BERRIC Caroline	Brie comte robert	1994	8.8	9.4	11.5	10.8	40.5
	MOUA NEDELLEC Rose eva	Cabestany	1999	9.1	9.8	11.1	10.5	40.5
	ROLLAND Camille	Echiroles ALE	1995	8.1	10.5	11.3	10.6	40.5
42	DEBRUYNE Julie	Loos	2001	7.8	11.4	11.1	10.0	40.3
43	CHERON Chloé	Brie comte robert	2002	8.5	10.3	10.6	10.8	40.2
44	RONGLIER Marjolaine	Pontoise	1998	8.0	11.0	11.4	9.7	40.1
	DIAZ Estelle	St Priest	1993	8.9	9.9	10.8	10.5	40.1
	ZENATTI RANALDI Melissa	Trets	1999	9.2	9.7	10.6	10.6	40.1
47	VALENCE Ashley	Montereau	2002	8.4	11.3	10.1	10.2	40.0
	SOVIGNET Malaurie	Trets	1999	9.3	10.1	10.4	10.2	40.0
49	SERRE Chloe	Montereau	1999	8.7	10.2	10.0	11.0	39.9
50	GALVIN Sandy	Echiroles ALE	1993	8.5	10.7	11.2	9.4	39.8
51	COUTURIER Manon	Trets	1998	9.5	10.9	9.3	10.0	39.7
	NOLLEVALLE Emma	Cabestany	1999	8.7	10.6	10.1	10.3	39.7
53	SOUMARE Coumba	Villeneuve sur Lot	1999	8.8	10.6	9.5	10.7	39.6
	BOURNEUF Laura	Blanquefort 1	1996	8.5	10.3	10.4	10.4	39.6
55	LAPORTE Claire	Bruges	1994	8.3	10.6	11.2	9.4	39.5
	PORTELS Céline	Portet sur garonne	1989	7.8	11.4	10.3	10.0	39.5
57	CLAVE Manon	Villeneuve sur Lot	2000	9.5	8.7	11.2	10.0	39.4
58	LARQUEY Naïs	Cabestany	1999	8.1	10.8	9.6	10.7	39.2
59	GINESTAR Anne lyse	Athis Mons	1991	8.6	9.4	11.1	9.8	38.9
60	CLAVERIE Charlotte	Villeneuve sur Lot	2000	8.5	10.0	11.4	8.7	38.6
	AVRIL Pauline	Crolles	1998	9.0	10.9	8.2	10.5	38.6
62	VERBEKE Isabelle	LUC gym	2000	8.8	9.9	8.8	10.8	38.3
	MESQUITA ANAIS	St Martin d hères	1996	8.6	9.5	9.5	10.7	38.3
64	RIVIERE Marianne	Montereau	1999	8.4	10.6	10.2	8.8	38.0
65	LOIRAT Coralie	Portet sur garonne	1991	8.5	10.7	10.6	7.8	37.6
66	HARGREAVES Camille	St Martin d hères	1994	8.2	9.4	10.3	9.6	37.5
67	JACQUIER Hélène	Loriol	2001	8.2	8.4	10.4	10.4	37.4
68	MIRA Mélanie	Pontoise	1995	8.4	8.9	9.4	9.8	36.5
69	POLBLANC Claire	Portet sur garonne	1989	7.9	10.5	8.2	9.1	35.7
70	DEFFORGE Juliette	Athis Mons	1999	7.7	9.4	8.6	9.9	35.6
71	SKIKDI Chelia	Athis Mons	1999	8.6	6.2	10.0	9.1	33.9
72	BONDU Clelia	Blanquefort 1	1993	0.0	11.5	11.2	10.9	33.6
73	ORAND Christelle	Echiroles ALE	1987	8.9	11.9	0.0	11.1	31.9

74	GRIFFOUIL Joanna	Blanquefort 1	2001	0.0	10.1	10.0	10.9	31.0
75	NOURI Cyrine	St Priest	2001	9.3	10.5	10.9	0.0	30.7
76	BORDEAU Morgane	Lormont	2000	0.0	9.5	11.0	9.5	30.0
77	PHIBEL Loretta	Montereaup	2004	8.5	11.1	10.3	0.0	29.9
78	NOHARET Julie	Portet sur garonne	1989	8.6	0.0	10.7	10.5	29.8
79	ROUGE Manon	Echirrolles ALE	1992	0.0	9.6	11.0	9.1	29.7
80	GENETTE Mandy	Loriol	2001	8.9	0.0	10.5	9.8	29.2
81	CASTIER Lucie	LUC gym	1990	8.4	10.5	9.7	0.0	28.6
82	GUERY Justine	St Priest	1994	8.8	0.0	9.8	9.6	28.2
83	NORMAND Eugénie	Portet sur garonne	1985	8.2	10.4	8.9	0.0	27.5
84	LETAIEF Lilou	Montereaup	1998	0.0	0.0	11.2	9.9	21.1
85	FAURE KATHELYNE	St Martin d hères	1995	0.0	0.0	9.5	10.0	19.5
86	EDDERNOUNI Nora	Lormont	1999	0.0	0.0	11.2	0.0	11.2
87	STANKIEWICZ Inès	LUC gym	2000	0.0	9.5	0.0	0.0	9.5
88	COMMENGE Fanny	Pontoise	1993	0.0	0.0	0.0	0.0	0.0
	CANNICIONI Margot	Brie comte robert	1997	0.0	0.0	0.0	0.0	0.0
	ARONDAL Stacy	Loos	1992	0.0	0.0	0.0	0.0	0.0

13. MASCULIN NIVEAU4 11-18 ans . SA_DA (individuels)

13.1. Résultats par équipes

	Equipe	Club							Total
1	Castelnau le lez	34--GSL34.com - Castelnau le Lez	32.8	31.4	32.8	30.5	35.0	31.8	194.3
2	Vaugneray	69--Union sportive de l'ouest lyonnais	33.2	31.7	33.2	30.2	34.1	30.3	192.7
3	Vendome	41--US VENDOME	32.4	31.5	32.5	29.8	33.2	30.7	190.1
4	Beauchamp	95--Arabesque gymnique Beauchamp	31.0	31.9	33.5	26.6	33.5	31.7	188.2
5	Rungis	94--Rungis	32.1	30.5	31.5	26.6	33.0	30.6	184.3
6	Cysoing	59--Progres cysonien	32.3	30.8	31.1	28.0	32.4	28.8	183.4
7	Francheville	69--Gym dans '	32.0	31.3	31.7	28.6	32.2	25.2	181.0
8	Houilles	78--Avant-Garde de Houilles	32.1	29.4	32.1	28.3	32.5	25.8	180.2
9	Villefranche sur saone	69--Union Gymnique Villefranche	30.5	31.8	32.5	26.7	33.4	24.7	179.6
10	Lormont	33--Club gymnique lormontais	31.1	29.9	29.6	27.4	33.0	27.8	178.8
11	Tullins	38--Tullins la Vaillante	31.7	25.8	30.4	26.8	31.8	20.4	166.9
12	Brunoy	91--Brunoy pyramide	30.0	23.8	29.1	27.1	31.0	24.0	165.0
13	Chatou	78--Chatou DynaGym	30.8	23.6	24.8	27.7	27.1	19.2	153.2





13.2. Résultats individuels

	Gymnaste	Equipe	Anne e							Total
1	MARQUES Oscar	Castelnau le lez	2002	11.0	11.3	11.4	10.0	11.8	10.4	65.9
2	DARMAYAN Victor	Castelnau le lez	1998	10.9	10.1	10.8	9.9	11.7	11.5	64.9
3	DESMAISON Tom	Vaugneray	2000	11.4	10.7	10.7	9.8	11.2	10.9	64.7
4	JACOUD Lancelot	Vaugneray	1998	11.0	10.3	11.3	10.3	11.5	10.2	64.6
5	TALLENT Robin	Francheville	2001	11.0	10.7	11.0	9.9	11.0	10.9	64.5
6	FAUCHIER Maxence	Beauchamp	1999	11.2	10.7	11.2	9.3	11.1	10.8	64.3
	WADOUX Fabien	Vendome	1998	10.8	11.0	10.7	10.2	11.3	10.3	64.3
8	PRIOTON Guenaël	Beauchamp	2000	10.0	10.9	11.0	9.1	11.0	11.8	63.8
9	DHELENS Loïc	Rungis	1998	10.4	10.2	11.3	9.0	11.6	11.2	63.7
10	LAFONT Martin	Castelnau le lez	2001	10.9	10.0	10.6	10.6	11.5	9.9	63.5
11	MARTIN Lucas	Vaugneray	1999	10.6	10.7	11.1	10.1	11.4	9.2	63.1
12	JOLLET Corentin	Vendome	1999	10.7	10.9	10.5	9.2	11.0	9.7	62.0
13	HERAULT Yoann	Vendome	2000	10.4	9.1	11.3	9.2	10.9	10.7	61.6
14	PESCIAOLI Yohann	Cysoing	1998	10.6	10.6	10.2	9.3	11.3	9.4	61.4
15	RIOS Lucas	Vendome	1999	10.9	9.6	10.5	10.4	9.9	9.5	60.8
16	SCHMUTZ Lyriann	Lormont	2002	10.9	8.9	10.2	9.9	10.6	10.2	60.7
17	PICHON Louis	Cysoing	1998	11.0	9.2	10.4	9.7	10.4	9.8	60.5
18	DUCHADEAU Jeremy	Beauchamp	1997	9.8	10.3	11.3	8.2	11.4	9.1	60.1
	MONTEL Elliot	Villefranche sur saone	2000	10.0	10.7	11.4	9.0	10.9	8.1	60.1
20	VANGHELLE Charles	Cysoing	2002	10.7	10.4	9.8	8.6	10.7	9.6	59.8
21	MARET Jordan	Villefranche sur saone	2000	9.5	10.5	10.4	8.8	11.2	9.2	59.6
22	SUIGNARD Maxime	Rungis	2002	10.0	10.0	9.6	8.7	10.8	10.2	59.3
23	PICHON Alexi	Houilles	1999	11.0	9.3	11.0	8.8	10.3	8.7	59.1
24	TERRADE Yann	Lormont	2000	11.0	10.6	8.7	8.8	11.5	8.2	58.8
25	COURT Adrien	Houilles	1999	10.4	10.2	9.7	9.7	11.0	7.6	58.6





26	DUBUS Mael	Tullins	1999	9.5	10.0	11.3	8.8	10.8	8.0	58.4
27	FOURGOUS Jules	Rungis	1998	11.0	10.3	9.5	8.7	9.4	9.2	58.1
28	RIVIER Baptiste	Francheville	2002	10.4	10.2	10.4	9.4	11.1	6.5	58.0
29	SAINTILAN Killien	Houilles	2000	9.8	9.9	10.6	8.7	10.9	7.9	57.8
30	BERTRAND Nicolas	Castelnau le lez	2003	10.4	10.0	7.5	8.9	11.0	9.7	57.5
31	PICHON Thibaut	Tullins	1999	11.2	7.5	11.2	9.5	10.6	7.3	57.3
32	REINAUDO Mathis	Houilles	2000	9.5	8.2	10.5	9.2	10.5	9.2	57.1
33	JACQUIN Dylan	Vaugneray	2001	10.8	5.9	10.8	9.1	10.9	9.0	56.5
34	ZUBILA Eben ezer	Brunoy	2000	10.0	7.3	10.0	8.8	10.4	9.8	56.3
35	BARBOT Martin	Cysoing	2001	9.2	8.0	10.3	9.0	10.2	9.4	56.1
36	BENDJABALLAH Mohamed	Chatou	1999	10.6	8.9	9.6	10.2	10.9	5.8	56.0
37	PIAZZA Baptiste	Villefranche sur saone	2001	10.8	8.4	10.4	8.8	10.1	7.4	55.9
38	LELEU Valentin	Villefranche sur saone	2000	8.4	10.6	10.7	8.8	10.7	6.6	55.8
39	AVICE Lucas	Francheville	2000	9.0	10.4	10.1	8.7	9.6	7.5	55.3
40	COLLAY Benoit	Brunoy	2000	10.1	9.0	9.2	9.4	10.6	6.9	55.2
41	DUBARRY Matteo	Vaugneray	2000	10.3	9.9	9.4	9.2	10.0	6.3	55.1
42	SEYS Antoine	Cysoing	1999	9.2	9.8	10.4	9.0	10.3	5.9	54.6
43	GUICHARD Hugo	Villefranche sur saone	2001	9.7	7.7	9.5	8.9	11.3	7.3	54.4
44	FAURE Theo	Rungis	2002	10.7	4.3	10.6	8.9	10.6	9.2	54.3
45	REMY Charles	Houilles	2000	10.7	8.3	8.4	9.4	10.6	6.8	54.2
46	LAURENT Max	Francheville	2004	10.6	8.9	8.4	9.1	10.1	6.8	53.9
47	DURA Nathan	Francheville	2004	10.1	7.7	10.3	9.3	9.3	6.5	53.2
48	FONSECA Christopher	Rungis	2001	10.1	8.1	9.1	8.6	10.2	6.8	52.9
49	YAHMED Elies	Brunoy	1997	8.1	7.3	9.9	8.9	10.0	7.3	51.5
50	SAUVESTRE Thibaut	Lormont	2000	9.2	9.3	10.1	8.7	8.1	5.6	51.0
51	MARTIN Théodore	Castelnau le lez	2004	8.8	5.8	9.0	9.0	10.6	7.5	50.7
52	HUMBERT Régis	Brunoy	2001	9.9	7.5	8.3	8.2	9.5	6.7	50.1
53	URBAIN Alexandre	Chatou	1998	10.3	7.7	7.3	8.8	8.3	7.3	49.7
54	URVAL Yanis	Lormont	2001	9.0	8.6	9.3	8.5	9.1	4.4	48.9
55	PAVIN Theo	Tullins	1997	10.1	6.4	7.9	8.3	10.4	5.1	48.2
56	VAUGON Arnaud	Chatou	2001	9.9	7.0	7.9	8.7	7.9	6.1	47.5
57	GIRY Lucas	Tullins	2000	10.4	8.3	6.8	8.5	8.4	4.2	46.6
58	YOUNG Tristan	Lormont	2001	0.0	10.0	8.9	0.0	10.9	9.4	39.2
59	VUITTON Guillaume	Beauchamp	1998	0.0	0.0	0.0	0.0	0.0	0.0	0.0
	GUILLOU KEREDAN Paul	Brunoy	2000	0.0	0.0	0.0	0.0	0.0	0.0	0.0
	GABRIELLE Quentin	Tullins	1999	0.0	0.0	0.0	0.0	0.0	0.0	0.0
	MICHEL Florent	Chatou	1998	0.0	0.0	0.0	0.0	0.0	0.0	0.0
	URBAIN Gabriel	Chatou	2001	0.0	0.0	0.0	0.0	0.0	0.0	0.0

14. FEMININ NIVEAU1 11 + . SA_DA (individuels)

14.1. Résultats par équipes

	Equipe	Club					Total
1	Castelnau le lez	34--GSL34.com - Castelnau le Lez	30.3	36.6	37.1	37.0	141.0
2	Cabestany	66--Coc gymnastique	32.5	34.1	36.0	37.3	139.9
3	LUC gym	59--Luc gym	31.0	33.8	37.3	36.5	138.6
4	Irigny	69--Amicale laique irigny	29.4	31.2	34.9	36.3	131.8
5	Le bouscat	33--Union Sportive Bouscataise Gym	30.8	31.6	33.6	34.4	130.4
6	Romans	26--avenir de romans	27.9	33.5	33.9	34.4	129.7
7	La cantalienne	15--La cantalienne	26.7	20.1	33.9	23.6	104.3





14.2. Résultats individuels

	Gymnaste	Equipe	Annee					Total
1	ZEMZAMI Chaïmaa	Cabestany	1995	11.9	11.5	12.5	12.6	48.5
2	FOORT Valentine	LUC gym	1989	10.3	12.6	12.8	12.0	47.7
3	BARREDO Laura	Castelnau le lez	1998	10.2	12.9	12.1	12.2	47.4
4	ROMON Noemie	LUC gym	1997	10.9	11.2	12.6	12.2	46.9
	NGANGUE Salomé	Castelnau le lez	1998	10.1	12.1	12.6	12.1	46.9
6	FIEVET Maelys	Irigny	2001	9.9	11.2	12.6	12.5	46.2
	POUPON My lan	Castelnau le lez	2002	9.5	11.6	12.4	12.7	46.2
8	LESAGE Marine	Cabestany	1996	11.0	11.1	11.7	12.3	46.1
9	POLLIEN Alexandra	Romans	1994	8.9	12.2	11.6	12.6	45.3
10	BUISSON Océane *	Gerzat 1 (indiv) (indiv)	1999	11.1	12.1	10.3	11.5	45.0
11	PEREZ Laetitia	Castelnau le lez	1996	10.0	10.8	11.7	12.1	44.6
12	CAMUS Ella	Cabestany	1994	9.6	10.6	11.8	12.4	44.4
13	RUIZ Stella	Le bouscat	1999	9.5	11.6	10.6	11.9	43.6
14	BEAUCAMP Emilie	LUC gym	1998	9.5	10.0	11.9	12.0	43.4
	CHASTANG Chloé	La cantalienne	1997	9.7	9.5	11.8	12.4	43.4
16	VALENCOURT Laurie	LUC gym	1992	9.8	9.3	11.9	12.3	43.3
17	LESAFFRE Margaux	Le bouscat	1998	10.0	10.7	11.8	10.6	43.1
18	DAGES Mélanie	Cabestany	1994	8.8	11.5	11.1	10.9	42.3
	PARIZOT Audrey	Irigny	1996	10.0	8.6	11.4	12.3	42.3
20	VERNIOL Lola	La cantalienne	1998	9.1	10.6	10.9	11.2	41.8
	KOPO Edeline	Le bouscat	1998	11.3	8.7	9.9	11.9	41.8
22	ZUMARAN Aurelie	Romans	1985	9.0	11.1	11.0	9.2	40.3
23	PARIZOT Estelle	Irigny	1996	9.5	9.1	9.5	11.5	39.6
24	DARCOS Johanne	Le bouscat	1999	9.1	9.3	11.2	9.8	39.4
25	MEVEL Myriam	Cabestany	1986	8.5	8.1	10.9	11.0	38.5
26	REYMOND Eline	Romans	1998	8.9	7.1	10.2	8.4	34.6
27	TOUREY Elea	Irigny	1992	0.0	10.9	10.9	11.4	33.2
28	SERVEAUX Morgane	Romans	1998	0.0	10.2	11.1	11.0	32.3
29	MANIN Harmonie	Romans	2000	10.0	0.0	11.2	10.8	32.0
30	VIAL Sarah	La cantalienne	1997	7.9	0.0	11.2	0.0	19.1
31	MALINE Tiphaine	Le bouscat	1999	0.0	8.4	10.3	0.0	18.7
32	VINOT Marylou	Castelnau le lez	2002	0.0	9.2	0.0	0.0	9.2
33	ESCANDE Melissa	LUC gym	1999	0.0	0.0	0.0	0.0	0.0
	MOUMINOUX Margot	La cantalienne	1998	0.0	0.0	0.0	0.0	0.0

Résultats de la compétition
Finales nationales UFOLEP
Rungis
4 et 5 juin 2016

1. FEMININ NIVEAU6 11 + . SA_DA (individuels)

1.1. Résultats par équipes

	Equipe	Club					Total
1	Loriol	26--Groupe omnisports loriolais (gol)	33.8	38.7	38.3	38.7	149.5
2	Fives	59--St maurice fives	32.7	39.5	39.1	38.1	149.4
3	Asnières	92--Asnières Gymnastique	32.0	38.1	38.6	39.3	148.0
	Lambersart	59--SMG Lambersart	32.6	39.1	38.6	37.7	148.0
5	Lormont	33--Club gymnique lormontais	31.7	38.4	38.8	39.0	147.9
6	Vénissieux	69--Cmo vénissieux	32.4	37.3	39.0	37.6	146.3
7	Calais	62--Etoile de Calais	33.2	36.6	38.4	37.6	145.8
8	Marvejols	48--Gymnastique sportive marvejolaise	33.0	35.9	37.3	39.2	145.4
9	Othis	77--Co othis	32.5	37.6	38.7	36.2	145.0
10	Fumel	47--A s gym fumel	33.0	37.4	36.5	37.7	144.6
11	Osny	95--Espoirs gymniques d'osny	34.0	36.5	36.3	36.5	143.3
12	Moirans	38--CLUB GYM MOIRANNAIS	31.4	36.7	38.0	36.7	142.8
13	Arpajon	91--Esr arpajon	32.2	37.0	36.3	36.0	141.5
14	Chateauroux	36--ASPPT GYM	30.7	33.0	37.6	36.6	137.9

1.2. Résultats individuels

	Gymnaste	Equipe	Annee					Total
1	DERAIN Tiffany	Lambersart	1983	8.5	10.5	9.7	10.0	38.7
2	BIASLI Nadia	Asnières	1985	8.1	10.1	10.1	9.8	38.1
3	DERAIN HEROT Amandine	Lambersart	1987	8.2	10.5	9.7	9.3	37.7
4	SINSOULIEU Tyffen	Fives	1998	8.4	10.2	9.8	9.2	37.6
5	SALMON Leona	Lormont	1999	7.8	9.8	10.0	9.9	37.5
	PION Lou	Loriol	2004	8.4	9.8	9.6	9.7	37.5
7	POESMANN Amelie	Asnières	1999	8.2	9.2	9.9	10.0	37.3
8	USUBELLI Elina	Othis	2004	7.9	10.0	10.0	9.3	37.2
	ESPEISSE Audrey	Loriol	1979	8.6	9.9	9.1	9.6	37.2
10	BAYART Lucy	Calais	2001	8.6	9.1	9.6	9.8	37.1
	FERRATO MARINE	Loriol	2003	8.2	9.8	9.7	9.4	37.1
12	BENAS Noélie	Moirans	1998	8.3	9.7	9.7	9.3	37.0
13	BAILLEUX Emily	Fives	1998	8.0	9.7	9.7	9.5	36.9
	PAULAIS Lola	Lormont	2001	7.7	9.6	9.9	9.7	36.9
	CHAUDIER Lorna	Loriol	2002	8.6	9.2	9.4	9.7	36.9
	SALMON Orane	Chateauroux	2003	8.4	8.9	9.8	9.8	36.9
17	RAMOND Lena	Arpajon	2003	8.6	9.6	9.4	9.1	36.7
18	GAUDRY Léa	Othis	2001	8.2	9.7	9.9	8.7	36.5
	BROUSSE Julia	Lormont	2000	8.0	9.4	9.7	9.4	36.5
20	DUPONT Maelle	Vénissieux	2000	7.5	9.4	9.9	9.6	36.4
	CASTAN Cloé	Marvejols	2003	8.1	9.2	9.2	9.9	36.4
	GAMBIER Mailys	Marvejols	2003	8.4	9.3	9.6	9.1	36.4
23	HERMENT Mélody	Calais	1990	8.5	9.4	9.5	8.9	36.3
	DUBREUIL Morgane	Lormont	1999	7.8	9.6	9.2	9.7	36.3
	HASSE Lynda	Vénissieux	2000	8.0	9.3	9.8	9.2	36.3
	TONI Miledji	Vénissieux	1998	8.0	9.5	9.5	9.3	36.3
27	NICOLAI Mathilde	Asnières	1988	7.8	9.3	9.2	9.9	36.2
	RUHANT Anais	Fives	1993	7.6	9.1	9.9	9.6	36.2





29	FRESQUET Mathilde	Osny	2002	8.3	9.4	9.1	9.3	36.1
	D'HAUSSY Isabelle	Asnières	1973	7.9	9.2	9.4	9.6	36.1
	ABOUDOU Nadia	Vénissieux	2002	8.6	9.1	8.9	9.5	36.1
	ROBO Melina	Fumel	1996	8.4	9.3	9.1	9.3	36.1
33	LAURENT Emmanuelle	Calais	1998	8.0	9.3	9.3	9.4	36.0
	COUPET Melissa	Fives	1996	7.1	9.8	9.7	9.4	36.0
	BONAFE Astrid	Marvejols	2002	8.1	9.1	9.1	9.7	36.0
	VIGNE Coline	Marvejols	2002	8.4	8.1	9.4	10.1	36.0
37	VELOSO Léa	Fumel	2000	8.5	9.1	8.8	9.5	35.9
38	WOILLEZ Emmanuelle	Lambersart	2001	7.9	9.0	9.8	9.1	35.8
39	AUPIC Déborah	Othis	2000	8.1	9.4	9.4	8.8	35.7
	MILLEPIED Audrey	Lormont	2000	8.1	8.8	9.1	9.7	35.7
41	ALELMAND Maureen	Osny	1996	8.4	9.2	8.8	9.2	35.6
	OLLIVIER Anna	Vénissieux	2001	7.8	9.0	9.8	9.0	35.6
43	BARBIEUX Amandine	Fives	1995	8.7	9.3	7.9	9.6	35.5
44	CAUDRON Heloise	Lambersart	2004	7.8	9.1	9.2	9.3	35.4
45	RABOT Elisa	Fumel	1995	8.1	8.8	9.0	9.4	35.3
46	MARION Nelly	Osny	1996	8.4	9.5	9.3	7.9	35.1
	PORTRAIT Adele	Chateauroux	2002	8.2	8.3	9.5	9.1	35.1
48	CORBEAU Loan	Moirans	2002	7.0	9.3	9.5	9.2	35.0
49	APOSTOLIDIS Johanna	Arpajon	2001	8.0	9.1	8.8	9.0	34.9
	HALLIER STEPHANIE	Arpajon	1981	8.0	9.5	8.8	8.6	34.9
	DUFOSSE Sabrina	Calais	1982	7.7	8.8	9.2	9.2	34.9
	JKIOUI Lenna	Fumel	2003	8.0	9.2	9.2	8.5	34.9
53	DA SILVA Mathilde	Osny	1999	8.4	8.4	9.1	8.9	34.8
	MECILI Norma jean	Othis	1996	8.3	8.5	9.4	8.6	34.8
55	SABRI Lisa	Lormont	2002	7.5	8.3	9.2	9.7	34.7
56	MARCOT Anna	Arpajon	2001	7.6	8.6	9.3	9.1	34.6
	GILLET Sarah	Moirans	2003	7.8	8.6	8.9	9.3	34.6
58	DUSSERT Celia	Asnières	2000	7.1	9.5	8.2	9.6	34.4
	LECLERCQ Lisa	Calais	1998	7.6	7.9	9.7	9.2	34.4
60	OLIVAN Joy	Fumel	2001	7.0	9.8	8.3	9.2	34.3
61	CHESSA Emilie	Moirans	2003	7.1	8.8	9.4	8.9	34.2
62	DJALIL Houria	Vénissieux	2001	7.1	8.5	9.4	9.0	34.0
63	HENNION Amelie	Lambersart	2002	8.0	8.5	9.4	8.0	33.9
64	FAURE Lisa	Moirans	2003	8.1	8.2	9.4	7.9	33.6
	ROUSSET Chloé	Marvejols	2001	7.0	8.3	8.8	9.5	33.6
66	PIAUD Margaux	Arpajon	1999	7.1	8.8	8.6	8.8	33.3
67	DEWET Mélanie	Calais	1987	8.1	8.8	9.6	6.7	33.2
68	ZANONI HAZARD Lauréline	Osny	1999	8.8	6.4	8.7	9.1	33.0
	PEYRAMAURE Lily	Chateauroux	2003	6.5	8.2	9.2	9.1	33.0
70	BOUHAFS Safia	Othis	2001	7.2	7.2	8.6	9.4	32.4
	FONTANILLES Mélaney	Marvejols	2002	6.9	6.9	9.1	9.5	32.4
72	VADALA Alexane	Moirans	2003	7.2	8.9	7.4	8.7	32.2
73	AUPERIN Julie	Arpajon	2002	7.3	7.3	8.7	8.7	32.0
74	DEBOUDT Julie	Chateauroux	1995	7.1	7.2	9.1	8.2	31.6
75	PICHON Fiona	Chateauroux	2002	7.0	7.6	8.1	8.5	31.2
76	LUNEAU ELONA	Othis	2000	7.1	7.7	8.8	7.5	31.1
77	YENE Marina	Fumel	2002	7.5	4.4	9.2	9.5	30.6
78	MASSICARD Jennifer	Chateauroux	1990	6.9	4.5	8.7	8.6	28.7
79	SINSOULIEU Dorine	Fives	1995	7.4	9.8	9.3	0.8	27.3
80	JOUVE Estelle	Loriol	1999	0.0	8.9	8.8	9.5	27.2
81	FLAN Amelie	Lambersart	2000	0.0	8.9	9.3	8.9	27.1
82	BLACHIER Laly	Loriol	2003	7.7	0.0	9.6	9.7	27.0
83	JACQUEMIN Pauline	Osny	1996	0.0	0.0	0.0	8.6	8.6

2. FEMININ NIVEAU5 11-15 ans . SA_DA (individuels)

2.1. Résultats par équipes

	Equipe	Club					Total
1	Romans	26--avenir de romans	34.9	40.2	40.7	39.9	155.7
2	Bouc bel air	13--Bouc bel air gymnastique	34.9	39.2	39.3	39.7	153.1
	Belleville sur saone	69--Gym club belleville beaujolais	34.6	39.2	39.4	39.9	153.1
4	Muret 2	31--Le Ralliement	35.3	40.9	39.4	37.3	152.9
5	Castelsarrasin	82--Le défi castelsarrasinois	33.4	39.5	39.8	40.0	152.7
6	Haubourdin	59--Haubourdin gym	34.6	40.1	39.0	38.9	152.6
7	Vaires	77--Us Vaires	33.0	39.8	39.6	39.9	152.3
8	Le bouscat 2	33--Union Sportive Bouscataise Gym	33.4	40.2	39.3	38.9	151.8
9	Cabestany	66--Coc gymnastique	35.0	39.3	39.3	37.3	150.9
10	Dammarie	77--Etoile sportive de dammarie les lys	32.6	40.9	38.7	37.3	149.5
11	Gradignan Gymnix	33--Gymnix	33.7	39.1	38.3	38.3	149.4
12	LUC gym	59--Luc gym	33.1	38.5	38.8	37.0	147.4
13	Provins	77--Les manicous	33.0	38.1	37.8	38.0	146.9
14	St Avertin	37--St-avertin sports	31.4	36.6	37.3	36.4	141.7

2.2. Résultats individuels





	Gymnaste	Equipe	Annee					Total
1	AVELANGE Manon	Haubourdin	2004	9.3	10.4	10.2	10.1	40.0
2	ROUSSET Zoé	Romans	2002	8.8	10.6	10.2	10.0	39.6
3	VIOSSAT Justine	Romans	2004	8.8	9.9	10.6	10.2	39.5
4	OLANIER Alicia	Vaires	2000	8.6	9.8	10.2	10.4	39.0
5	AMET Alixe	Muret 2	2001	8.8	10.5	9.9	9.5	38.7
	DALLA COSTA Ninon	Belleville sur saone	2004	8.8	10.1	10.2	9.6	38.7
7	BUREL Philippine	Le bouscat 2	2002	8.8	9.6	10.1	10.0	38.5
8	CARDONA Mathilde	Castelsarrasin	2001	8.7	9.7	9.8	10.2	38.4
9	PERRACHON Solene	Belleville sur saone	2003	8.6	10.0	10.0	9.7	38.3
	SEIGNERET Léna	Belleville sur saone	2002	8.8	9.7	9.6	10.2	38.3
11	TRAVERSAT Cloé	Bouc bel air	2001	8.6	9.9	9.6	10.1	38.2
	BOUGAULT Chloe	Castelsarrasin	2001	8.1	9.4	10.2	10.5	38.2
13	BERGAGNA Ornella	Vaires	2002	8.1	9.8	9.8	10.4	38.1
14	WOLF Rachel	Provins	2002	8.2	9.6	9.8	10.4	38.0
	CARCEL Léane	Haubourdin	2003	8.6	9.8	9.8	9.8	38.0
16	BRISSAIRE Valentine	Gradignan Gymnix	2002	8.3	10.2	9.8	9.6	37.9
	FAGOT REVURA Justine	Romans	2004	8.7	9.5	9.9	9.8	37.9
18	FRUSTA-BRUOT Ireland	Bouc bel air	2000	8.6	9.3	10.0	9.9	37.8
19	LARNAUDIE Victoire	Le bouscat 2	2002	8.3	9.9	9.6	9.9	37.7
20	LAURENT Clémence	Bouc bel air	2001	8.4	10.0	9.8	9.4	37.6
	RUVIRA Celia	Muret 2	2004	9.0	9.8	9.6	9.2	37.6
22	CAVUOTO Carla	Bouc bel air	2000	8.9	8.8	9.9	9.9	37.5
	EL KIFANI Leila	Castelsarrasin	2002	7.8	10.1	10.2	9.4	37.5
	CHAMPALE Lilas	Romans	2001	8.6	9.6	10.0	9.3	37.5
	GERMANY Lisa	Romans	2002	7.9	9.8	9.9	9.9	37.5
26	GICQUERE Anaëlle	Vaires	2001	8.2	10.3	9.6	9.3	37.4

27	BLONDEL Tiphaine	Haubourdin	2002	8.1	9.9	9.9	9.4	37.3
	AUBURSIN Marion	Dammarie	2001	8.0	10.3	9.7	9.3	37.3
	SALE Yoline	Bouc bel air	2000	8.8	10.0	8.7	9.8	37.3
	CALMES Perrine	Cabestany	2003	8.9	9.9	9.4	9.1	37.3
	DEFAUX Margot	Cabestany	2001	7.9	10.2	9.9	9.3	37.3
	DUQUESNE Iris	Le bouscat 2	2003	8.2	10.5	9.8	8.8	37.3
33	WOLANSKI Cléa	Haubourdin	2003	8.6	10.0	9.1	9.5	37.2
	LACOMME Solene	Dammarie	2002	7.9	10.4	9.7	9.2	37.2
35	FRANJAUD Cecile	Dammarie	2002	8.4	9.8	9.6	9.3	37.1
	GOBY Charlotte	Dammarie	2000	8.1	10.3	9.2	9.5	37.1
	MASSET Norah	Cabestany	2003	8.8	9.5	9.8	9.0	37.1
	DE BARROS Ana-sofia	Gradignan Gymnix	2003	8.9	9.9	8.3	10.0	37.1
	REDON Othilie	Gradignan Gymnix	2001	8.4	9.0	10.0	9.7	37.1
	GANZA Lola	Castelsarrasin	2003	8.2	10.2	9.4	9.3	37.1
41	WOLF Agathe	Provins	2002	8.5	9.7	9.0	9.8	37.0
	ARRIGONI Mahaut	Cabestany	2002	8.6	9.7	9.3	9.4	37.0
	FAYE Mathilde	Belleville sur saone	2003	8.4	9.4	9.2	10.0	37.0
	RABY Louise	Le bouscat 2	2003	7.9	10.2	9.4	9.5	37.0
45	LEPERCK Lucie	LUC gym	2003	8.1	9.7	10.0	9.1	36.9
46	DOLLOIS Gaelle	Vaires	2002	7.7	9.6	9.8	9.7	36.8
	VAN DE VONDELLE Camille	Castelsarrasin	2000	8.4	9.0	9.6	9.8	36.8
	VERPOIX Eva	Belleville sur saone	2002	7.9	9.3	9.6	10.0	36.8
49	VILETTE Solene	Vaires	2001	8.1	9.9	9.8	8.9	36.7
	CARN Mélissa	Cabestany	2003	8.7	9.4	9.7	8.9	36.7
	DALEME Elise	Muret 2	2002	9.0	10.3	9.0	8.4	36.7
52	ENNOYOTIE Linda	Vaires	2001	8.1	9.6	9.5	9.4	36.6
	BOUVRAIN Eugenie	Provins	2001	8.0	10.1	9.7	8.8	36.6
54	FOURLEGNIES Marie	LUC gym	2004	7.7	10.1	9.5	9.1	36.4
	LEVITTE Agathe	Le bouscat 2	2003	8.1	9.4	9.8	9.1	36.4
	PETIT Pauline	Romans	2002	7.8	9.9	9.2	9.5	36.4
57	FRUIT Louise	Haubourdin	2002	8.0	9.7	9.1	9.5	36.3
	MOLINO Charline	Muret 2	2002	8.5	10.1	9.8	7.9	36.3
	YOCUM Stacy	Muret 2	2002	8.1	8.2	10.1	9.9	36.3
60	BAUDET Margot	LUC gym	2003	7.8	9.6	9.3	9.5	36.2
61	DECROIX Cléo	LUC gym	2004	9.3	8.5	9.0	9.1	35.9
62	REYTET Loan	Gradignan Gymnix	2003	7.9	9.8	9.2	8.8	35.7
	ADAM Marie	Castelsarrasin	2003	7.8	9.5	8.9	9.5	35.7
64	BORDES Marie	Gradignan Gymnix	2002	8.1	9.2	9.3	9.0	35.6
65	COTARD Anna	St Avertin	2002	7.8	9.1	9.8	8.8	35.5
66	BOULLERAY Flora	Dammarie	2003	8.1	9.9	8.9	8.5	35.4
67	OULD DJILALI Inès	LUC gym	2004	7.9	8.0	10.0	9.3	35.2
68	PRAGOUT Emilie	Le bouscat 2	2002	7.7	9.0	8.9	9.5	35.1
69	BEYS Laura	Bouc bel air	2000	8.3	9.3	8.2	9.2	35.0
	BAUDRY Axelle	Cabestany	2004	7.1	8.5	9.9	9.5	35.0
	TERPEREAU Flavie	St Avertin	2002	7.4	9.4	8.9	9.3	35.0
72	SENS OLIVE Lomane	St Avertin	2003	8.1	8.9	7.7	9.8	34.5
73	BOROWIEC Lucie	Provins	2000	7.8	8.7	9.3	8.6	34.4
	BOURGET Amélie	St Avertin	2000	7.7	9.2	9.0	8.5	34.4
75	VALENT Naémi	St Avertin	2003	7.8	8.6	9.6	8.3	34.3
76	MERIEUX Carla	Belleville sur saone	2004	8.3	7.8	9.3	8.6	34.0
77	CLEMENT Appoline	Provins	2001	8.3	7.6	8.9	8.5	33.3
78	HOUSSIN Eugénie	LUC gym	2003	7.5	9.1	7.5	8.9	33.0
79	BONNIFAY Charlotte	Dammarie	2001	7.0	8.7	9.7	7.0	32.4
80	LEDAN Sarah	Provins	2002	7.6	8.7	6.7	9.0	32.0
81	MASSIP Sophie	Muret 2	2002	0.0	10.0	9.3	8.7	28.0
82	DESVIGNES Clara	St Avertin	2001	0.0	8.5	0.0	0.0	8.5





83	DINGER Dilana	Gradignan Gymnix	2000	0.0	0.0	0.0	0.0	0.0
----	---------------	------------------	------	-----	-----	-----	-----	-----

3. FEMININ NIVEAU4 11 + . SA_DA (individuels)

3.1. Résultats par équipes

	Equipe	Club					Total
1	Hénin beaumont	62--Hénin Beaumont amicale laïque	27.1	34.4	33.7	34.6	129.8
2	Carnoux Cassis	13--Carnoux - Cassis	28.3	34.3	33.0	33.8	129.4
3	Biarritz	64--Equilibre Biarritz	27.0	34.2	32.7	33.4	127.3
4	Lambersart	59--SMG Lambersart	27.3	32.8	32.9	34.0	127.0
5	Castelnau le lez	34--GSL34.com - Castelnau le Lez	25.1	34.8	34.0	32.9	126.8
6	Rungis	94--Rungis	26.5	34.6	33.6	31.3	126.0
7	Pignan	34--Ass club gym choc	25.6	33.1	33.6	33.0	125.3
8	Riorges	42--Olympique riorges gymnastique	25.6	33.8	33.0	32.7	125.1
9	Les Clayes	78--Usmclayes sous bois gymnastique artistique	26.6	33.6	32.2	32.1	124.5
10	Mende	48--Atout sportmendois	25.1	33.8	33.3	32.2	124.4
11	Gradignan Gymnix	33--Gymnix	25.8	33.8	32.4	31.8	123.8
12	Vénissieux	69--Cmo vénissieux	26.1	33.7	32.8	31.1	123.7
13	Le bouscat	33--Union Sportive Bouscataise Gym	25.6	32.4	32.7	31.6	122.3
14	St Germain Laval	77--GCSGL	24.9	32.4	32.5	31.3	121.1

3.2. Résultats individuels

	Gymnaste	Equipe	Annee					Total
1	YOUSFI Telly	Hénin beaumont	1998	9.6	11.3	11.4	11.3	43.6
	RAFFAELLY Roxane	Carnoux Cassis	1999	9.8	11.1	11.3	11.4	43.6
3	CHARMASSON Manon	Carnoux Cassis	1997	9.6	11.5	11.0	11.4	43.5
4	DUBREUCQ Justine	Hénin beaumont	1999	8.0	11.8	11.9	11.6	43.3
5	CAMU Julie	Castelnau le lez	1996	9.1	11.8	11.2	11.0	43.1
6	DEVLEESSCHAUWER Ines	Lambersart	1997	9.6	10.6	11.1	11.5	42.8
	DIBARBOURE Lou	Biarritz	1998	9.1	11.0	11.4	11.3	42.8
8	VIDAL Julie	Pignan	1991	8.6	11.4	11.7	10.9	42.6
	BRUNEL Jade	Biarritz	1994	9.0	11.5	11.0	11.1	42.6
10	BERT Fanny	Les Clayes	1992	9.4	11.5	10.8	10.8	42.5
	MOREL Camille	Lambersart	1996	9.1	10.9	11.3	11.2	42.5
12	SIMON Marie	Riorges	1992	8.6	11.4	11.5	10.9	42.4
13	PERSELLO Leane	Mende	2000	8.2	11.7	11.4	11.0	42.3
	BATATA Adeline	Hénin beaumont	1996	9.0	11.3	10.3	11.7	42.3
	COSTA Anais	Carnoux Cassis	2000	8.9	11.7	10.7	11.0	42.3
16	FLAUTRE Amelia	Mende	2002	8.9	11.0	11.1	11.2	42.2
17	LEFEVRE Aline	Rungis	1980	8.9	11.3	11.6	10.3	42.1
18	ALCANTARA Jenny	Biarritz	2000	8.9	11.7	10.3	11.0	41.9
19	GALLIX Jeanne	Castelnau le lez	1998	8.2	11.6	11.4	10.6	41.8
20	MARCHIORI Claire	Rungis	1985	8.4	11.6	11.0	10.7	41.7
	CANTALUPPI Clémentine	Vénissieux	1998	8.2	11.4	11.0	11.1	41.7
	FRAYSSINET Ludivine	Gradignan Gymnix	1992	8.7	11.1	11.0	10.9	41.7
23	VIGANNE Chloe	Riorges	2000	8.6	11.2	11.0	10.7	41.5
24	MARTEL Lena	Lambersart	2001	8.6	11.0	10.5	11.3	41.4
25	DJOMBE MILIANA	Vénissieux	2002	8.6	11.0	11.0	10.6	41.2





	VILLETTELLE Manon	Riorges	2000	8.4	11.2	10.5	11.1	41.2
27	CHIRON Mona	Pignan	1998	8.5	10.8	11.1	10.6	41.0
	WIDHEM Alexandra	Hénin beaumont	1999	8.5	11.0	10.4	11.1	41.0
29	ADRIEN Julie	Les Clayes	1995	8.8	9.9	11.1	11.1	40.9
30	BERNARD Ameline	St Germain Laval	1998	8.2	11.0	10.7	10.9	40.8
	ASCARATEIL Solene	Le bouscat	2002	8.3	11.2	11.2	10.1	40.8
32	PAILLARD Elysa	St Germain Laval	2001	8.2	10.7	11.0	10.7	40.6
	HILLAIRET Clemence	Lambersart	2004	8.2	10.9	10.4	11.1	40.6
34	BERTRAND Pascale	Gradignan Gymnix	1990	8.7	11.4	10.3	10.1	40.5
	WAY Maureen	Pignan	1996	8.3	10.8	10.3	11.1	40.5
	DESENLIS Emilie	Le bouscat	2001	8.2	10.8	10.7	10.8	40.5
37	KECHAOU Sonia	Gradignan Gymnix	1992	8.2	11.2	10.2	10.8	40.4
	MULLER Camille	Castelnau le lez	1996	7.8	10.7	11.0	10.9	40.4
39	ROCCHETTI Jennifer	Rungis	1988	9.2	10.7	10.1	10.3	40.3
40	LEROUDIER Virginie	Rungis	1979	7.7	11.7	10.5	10.3	40.2
41	BOUTHIER Ambre	Pignan	1996	8.5	9.7	10.8	11.0	40.0
	CHEYLAC Eglantine	Le bouscat	2003	9.0	9.9	10.8	10.3	40.0
43	SALMERON Amandine	Pignan	2001	8.2	10.9	10.6	10.2	39.9
44	DESCHAMPS Eglantine	Riorges	2000	8.1	10.5	10.4	10.7	39.7
45	MERLET Astrid	Le bouscat	1998	8.1	10.4	10.5	10.5	39.5
46	LEFOLL Emeline	Les Clayes	1988	8.4	10.7	9.9	10.2	39.2
	CILLARD BENQUET Lili	Biarritz	2002	8.4	10.9	9.3	10.6	39.2
	LAPEGUE Elise	Biarritz	2003	8.0	10.8	9.9	10.5	39.2
49	BOUSAHLA Myriam	Vénissieux	2001	8.7	11.3	9.8	9.3	39.1
50	BERNARD Malaurie	St Germain Laval	2000	7.8	10.7	10.8	9.7	39.0
51	LAURET Eve-marie	Gradignan Gymnix	1990	8.3	11.2	11.1	8.2	38.8
52	SIRVINS Elena	Mende	1998	8.0	9.9	10.8	10.0	38.7
53	AMARI Emilie	St Germain Laval	1984	8.5	10.4	10.2	9.4	38.5
	LEBRAS Stéphanie	Vénissieux	1995	8.8	9.5	10.8	9.4	38.5
55	MANAUTE Clara	Le bouscat	2002	8.3	10.3	10.2	9.6	38.4
56	PROUILHAC Lea	Gradignan Gymnix	1995	8.4	10.8	10.2	8.7	38.1
57	ESCUDIE Juliette	Carnoux Cassis	1998	8.4	9.1	10.3	10.0	37.8
58	DESMARETS Manon	Lambersart	2000	8.4	9.7	9.5	10.1	37.7
59	NOUVEL Amélie	Les Clayes	1995	8.1	10.3	10.1	8.7	37.2
60	MEYNAND LALIE	Vénissieux	1998	8.1	9.4	10.3	8.7	36.5
61	PODOROJNIY Alexandra	St Germain Laval	1994	7.7	9.0	10.0	9.3	36.0
62	SIRVINS Merine	Mende	2001	8.0	11.1	6.4	10.0	35.5
63	BOUTET Jade	Mende	1997	7.8	10.7	8.2	7.5	34.2
64	SIRVENS Charlène	Castelnau le lez	1995	0.0	10.8	11.4	11.0	33.2
65	LEMAHIEU Pauline	Les Clayes	1982	0.0	11.4	10.3	9.8	31.5
66	LESSAGE Marie	Rungis	1989	8.4	11.2	11.0	0.0	30.6
67	GROUSSET Mathilde	Castelnau le lez	1997	7.8	11.4	0.0	10.3	29.5
68	FROBERT VELUIRE Marie	Riorges	1997	8.0	10.9	9.2	0.0	28.1
69	POTTER Axelle	Carnoux Cassis	2002	0.0	0.0	0.0	0.0	0.0

4. FEMININ NIVEAU6 11 + . SA_DA (B) (individuels)

4.1. Résultats par équipes

	Equipe	Club					Total
1	Jonage	69--E.s.j gymnastique artistique	34.1	37.7	37.1	38.7	147.6
2	Provins	77--Les manicous	32.3	38.7	36.0	38.9	145.9
3	Bourg St Maurice	73--Bsm gym bourg st maurice	33.3	36.4	35.8	39.4	144.9
4	Yerres	91--Gym club yerrois	32.1	36.2	36.0	38.8	143.1
5	La bernerie	44--CGB	33.1	34.5	36.6	38.3	142.5
6	Perpignan	66--Uscm	31.8	37.4	33.5	39.5	142.2
7	Gargenville	78--Espérance de gargenville	32.5	34.9	35.3	38.7	141.4
	Castelsarrasin	82--Le défi castelsarrasinois	31.9	34.2	36.8	38.5	141.4



4.2. Résultats individuels

	Gymnaste	Equipe	Annee					Total
1	VERGEOT Justine	Provins	2001	8.9	9.9	9.2	10.1	38.1
2	FERRARI Juliette	Jonage	2002	9.2	8.9	9.6	9.7	37.4
3	ZEKPA Aimiti	Jonage	2002	8.6	9.4	8.9	10.1	37.0
4	VIDAL Solene	Castelsarrasin	2003	8.4	9.5	9.5	9.5	36.9
5	RIBOT Marie aline	Gargenville	1997	8.8	9.2	8.7	10.1	36.8
6	MOYEMONT Flavie	Perpignan	2001	8.2	9.2	8.7	10.2	36.3
7	BORDE Estelle	Yerres	1994	8.3	9.1	9.1	9.6	36.1
	DESCAMPS Lyna	Provins	2002	7.4	10.1	8.9	9.7	36.1
9	MEGHUENNI Celia	Jonage	2002	8.1	9.7	9.0	9.2	36.0
10	RAJCA Clémence	Provins	2001	8.1	9.4	8.7	9.7	35.9
11	IMBERT Lola	Bourg St Maurice	2002	7.3	9.5	8.8	10.2	35.8
	VIGNERON Rayane	Bourg St Maurice	2001	8.1	9.3	8.8	9.6	35.8
	CHATRY Constance	La bernerie	2000	8.3	8.7	9.1	9.7	35.8
14	RICQ Daphnée	Yerres	2001	8.2	9.3	9.2	9.0	35.7
15	BARATE Audrey	Perpignan	2000	7.4	9.5	9.0	9.7	35.6
	COUCHARD Justine	Jonage	1999	7.4	9.4	9.1	9.7	35.6
	BERARD Justine	Bourg St Maurice	2002	8.2	8.6	9.1	9.7	35.6
18	MONTOYA Mélissa	La bernerie	1994	7.9	8.1	9.5	10.0	35.5
19	BOGAERT Karla	Yerres	2002	7.8	8.8	9.0	9.8	35.4
	FERROLI Krystal	Perpignan	2002	8.2	9.1	8.2	9.9	35.4
21	PAYOT Philippine	Bourg St Maurice	1996	9.0	7.3	9.1	9.9	35.3
22	MARTINEZ Caroline	Provins	2002	7.7	9.3	8.8	9.4	35.2
	LECOUVREUR Cynthia	Castelsarrasin	2001	8.1	8.1	9.1	9.9	35.2
	GARNAUD Léa	La bernerie	2001	8.3	8.8	8.7	9.4	35.2
25	SABATTIER Mathilde	Yerres	1999	7.5	9.0	8.7	9.9	35.1
	COLLONGE Lola	Jonage	2001	8.2	9.1	8.7	9.1	35.1
27	SIMON Dorine	Provins	2001	7.4	9.3	9.1	9.1	34.9
	LARRIBAULT Violette	La bernerie	2000	8.6	8.9	9.1	8.3	34.9
29	FONTAS Vanessa	Perpignan	2002	8.0	9.6	7.5	9.7	34.8
30	QUEMENER Laurine	Gargenville	2002	7.7	9.0	8.6	9.4	34.7
31	PALOMBA Llou	Bourg St Maurice	2003	8.0	8.7	8.5	9.4	34.6
32	REPOLE Rachel	Gargenville	1996	8.0	7.9	8.8	9.8	34.5
33	BARBOT LEBRUN Emma	Castelsarrasin	2001	7.0	8.8	9.0	9.4	34.2





34	COSTA Maeva	Gargenville	2002	7.8	8.8	8.8	8.6	34.0
	HAMMOUTI Fara	Provins	1999	7.6	8.5	8.8	9.1	34.0
36	CRUBILE Laure	Castelsarrasin	2002	7.5	7.8	8.6	9.6	33.5
37	BERNIER Marie	Bourg St Maurice	2000	7.3	8.9	7.7	9.5	33.4
38	PAGES Mallaury	Perpignan	2000	7.2	8.8	7.6	9.5	33.1
	LALISSE Claire	La bernerie	1996	7.7	7.3	8.9	9.2	33.1
40	CLEMANDOT Marie- astrid	Yerres	1992	7.8	7.7	7.9	9.5	32.9
41	BERNINI Anael	Castelsarrasin	2000	7.9	6.0	9.2	9.5	32.6
42	LAVANDE Auriane	Castelsarrasin	2001	7.0	7.0	8.7	8.6	31.3
43	GUYOTOT Shan	Jonage	2001	7.9	9.2	9.4	0.0	26.5
44	PELTIER Lisa	Gargenville	1998	0.0	4.7	9.0	9.4	23.1
45	MADRELLE Maurine	Gargenville	2001	7.9	0.0	0.0	8.2	16.1
46	PERRUCHET Céline	Yerres	1991	0.0	0.0	0.0	0.0	0.0
	ROUGE Emmanuelle	Perpignan	1992	0.0	0.0	0.0	0.0	0.0
	LE CUNFF Océane	La bernerie	2002	0.0	0.0	0.0	0.0	0.0

5. FEMININ NIVEAU4 11-15 ans . SA_DA (individuels)

5.1. Résultats par équipes

	Equipe	Club					Total
1	Castelnau le lez	34--GSL34.com - Castelnau le Lez	32.7	35.3	32.2	28.6	128.8
2	Muret 1	31--Le Ralliement	29.2	34.6	32.3	31.7	127.8
3	Haubourdin	59--Haubourdin gym	28.6	34.1	32.9	32.1	127.7
4	Marcy charbonnières	69--As marcy- charbonnières	27.1	34.6	32.9	32.4	127.0
	Loriol	26--Groupe omnisports loriolais (gol)	27.2	34.3	32.8	32.7	127.0
6	Crolles	38--Gym et rythme crolles	27.0	33.1	33.4	31.9	125.4
7	La cantalienne	15--La cantalienne	26.4	33.6	31.7	31.8	123.5
8	Rungis	94--Rungis	26.9	32.3	31.7	32.1	123.0
9	Perpignan	66--Uscm	26.9	32.5	31.9	31.6	122.9
10	Muret 2	31--Le Ralliement	27.7	33.2	30.2	31.4	122.5
11	Conflans	78--PLM C Gym	26.1	33.5	31.0	31.7	122.3
12	Brie comte robert	77--Scbgym	26.8	33.7	32.0	29.4	121.9





5.2. Résultats individuels

	Gymnaste	Equipe	Annee					Total
1	CASANOVA Lisa	Castelnau le lez	2000	10.7	11.9	10.9	10.2	43.7
2	DEFAUX Maélys	Haubourdin	2003	9.5	11.5	11.1	11.1	43.2
	RATINEY Mae	Muret 1	2001	10.4	11.5	10.6	10.7	43.2
4	RIBES Lili	La cantalienne	2001	9.2	11.5	11.0	11.1	42.8
5	BOUCHILLOU Clara	Marcy charbonnières	2001	9.3	11.5	10.9	10.9	42.6
	BLACHIER Celina	Loriol	2002	8.9	11.5	11.1	11.1	42.6
7	GUILLET Marie	Marcy charbonnières	2002	8.8	11.4	11.1	11.1	42.4
	RICHOMME Caroline	Castelnau le lez	2000	10.7	11.4	10.7	9.6	42.4
9	INACIO Elia	Rungis	2002	9.1	11.1	11.0	11.1	42.3
	JOLIVET Marie	Muret 1	2001	9.7	11.1	10.7	10.8	42.3
11	MENU Faustine	Haubourdin	2003	10.0	11.0	10.4	10.5	41.9
	DUFOUR Laura	Loriol	2000	9.1	10.9	11.1	10.8	41.9
13	MAZERES MARTINEZ Laura	Perpignan	2001	8.9	11.1	10.9	10.8	41.7
14	BAHON Leonie	Rungis	2002	9.0	10.8	10.9	10.9	41.6
	LISSY Floriane	Haubourdin	2003	9.1	11.1	10.9	10.5	41.6
	BLANC Flavvy	Muret 2	2003	9.3	11.5	10.1	10.7	41.6
17	BONNET Maelle	Loriol	2002	9.0	11.2	10.6	10.7	41.5
	GUERREIRO Carla-ines	Loriol	2001	8.5	11.6	10.6	10.8	41.5
	MOREL Elise	Crolles	2002	9.1	11.0	11.2	10.2	41.5
	BERNARD Maeva	Castelnau le lez	2001	10.9	11.7	10.1	8.8	41.5
21	ROUX Lucie	Conflans	2002	8.9	11.4	10.2	10.9	41.4
22	REFF Clara	Haubourdin	2002	8.4	11.5	10.9	10.5	41.3
23	CRÉPIEUX Juliette	Marcy charbonnières	2002	9.0	11.7	10.9	9.6	41.2
	MIGLIAVACCA Anouk	Muret 1	2001	8.9	11.2	11.0	10.1	41.2
25	TEULON Nina	Castelnau le lez	2000	11.1	11.1	10.1	8.8	41.1
26	BERGER Oceane	Loriol	2002	9.1	10.8	10.4	10.7	41.0
27	CALVIER Amelie	Crolles	2002	8.9	10.0	11.2	10.8	40.9
28	LEPROUX Marine	Brie comte robert	2001	9.3	11.1	10.7	9.7	40.8

	BELZUNCES Mathilde	Muret 1	2001	8.9	11.4	10.4	10.1	40.8
30	BELZUNCES Justine	Muret 1	2001	9.1	11.7	9.5	10.2	40.5
31	PYDEGADU Oceane	Muret 2	2002	9.2	10.9	10.1	10.2	40.4
32	LAMOUREUX Loan	La cantalienne	2002	8.4	11.1	10.5	10.3	40.3
33	CARBASSE Célia	Perpignan	2000	8.9	10.4	10.3	10.6	40.2
	DELBERT Léa	La cantalienne	2001	8.7	11.0	10.1	10.4	40.2
35	HERTIG Lucie	Brie comte robert	2000	8.8	11.0	10.7	9.6	40.1
36	FELICIO Nève	Brie comte robert	2001	8.0	11.2	10.6	10.1	39.9
	POMMERELL Kiara	Brie comte robert	2001	8.7	11.4	10.3	9.5	39.9
	RONCERO Marine	Perpignan	2000	9.1	10.4	10.2	10.2	39.9
	BORNIET Roxanne	Crolles	2000	8.0	11.0	11.0	9.9	39.9
40	PUERTA Eloise	Muret 2	2002	8.9	10.8	10.0	10.1	39.8
41	CATRY Eleonore	Muret 2	2003	9.2	10.4	9.6	10.4	39.6
42	MC GROGAN Margaux	Perpignan	2001	8.0	11.0	10.7	9.8	39.5
43	FERREIRA Clara	Marcy charbonnières	2002	8.3	10.0	10.7	10.4	39.4
44	GENEVEY Alicia	Crolles	2003	9.0	10.4	9.8	10.0	39.2
45	LEYBROS Chloé	La cantalienne	2002	8.4	10.4	10.2	10.1	39.1
46	COUBETERGUES Lise	La cantalienne	2002	8.5	11.0	9.9	9.6	39.0
47	CHABOT Celiane	Conflans	2002	8.5	9.9	9.7	10.7	38.8
	VIOLAS Marie	Rungis	2003	8.8	10.4	9.5	10.1	38.8
49	FERREZ Mia	Conflans	2002	7.6	10.7	10.0	10.1	38.4
50	ESPITALIER Margot	Muret 2	2004	9.1	9.7	9.1	10.3	38.2
51	MORSETTI Jeanne	Marcy charbonnières	2001	8.1	9.5	10.6	9.9	38.1
52	CHEURFA Alma	Conflans	2004	8.7	8.3	10.8	9.8	37.6
53	DE SAINT CHARTRIER Manon	Brie comte robert	2000	8.1	9.7	9.3	8.8	35.9
54	VIOLAS Ananelle	Rungis	2001	7.3	7.2	9.8	9.0	33.3
55	MOUSSAVI Yasmine	Castelnau le lez	2000	10.3	11.7	10.6	0.0	32.6
56	SMADJA Shirley	Conflans	2001	0.0	11.4	10.0	9.9	31.3
57	PASSAS Eva	Crolles	2001	0.0	11.1	0.0	10.9	22.0
58	BUISINE Clémence	Haubourdin	2003	0.0	0.0	0.0	0.0	0.0

6. FEMININ NIVEAU5 14-18 ans . SA_DA (individuels)

6.1. Résultats par équipes

	Equipe	Club					Total
1	Osny	95--Espoirs gymniques d'osny	32.8	39.4	39.9	41.9	154.0
2	Bron 2	69--Amicale Laïque de Bron	34.6	38.5	38.5	39.5	151.1
3	Bron 1	69--Amicale Laïque de Bron	33.5	40.0	38.5	38.5	150.5
4	Martignas	33--As martignas	33.5	38.8	37.7	39.4	149.4
5	St Rambert d Albon	26--ASCR Gym	33.5	37.3	38.5	38.4	147.7
6	Renaision	42--Amicale laïque sportive renaision	34.2	37.5	37.5	38.4	147.6
7	Salbris	41--AS Salbris Gym	32.3	38.2	38.1	38.6	147.2
8	Perpignan	66--Uscm	32.2	39.2	36.6	38.3	146.3
	Muret	31--Le Ralliement	33.0	39.0	36.7	37.6	146.3
10	Portet sur garonne	31--Portet gym	32.7	38.6	37.2	36.9	145.4
11	Beauchamp	95--Arabesque gymnique Beauchamp	32.0	37.0	36.4	37.6	143.0
12	Voisins	78--Voisins	31.8	34.1	36.2	38.8	140.9





6.2. Résultats individuels

	Gymnaste	Equipe	Annee					Total
1	LACOMBE Sarah	Osny	2000	8.6	9.8	10.2	10.6	39.2
2	MARTOS Lorrie	St Rambert d Albon	1999	9.2	9.5	10.3	9.7	38.7
3	REBEYROL Emma	Osny	2000	8.0	10.2	10.0	9.9	38.1
	BARBIERE Carole	Bron 2	1998	8.5	10.3	9.3	10.0	38.1
5	HSSINI Myriam	Osny	2000	8.4	8.7	10.4	10.4	37.9
	MARTINEZ Heloise	Bron 2	1999	8.7	9.8	9.5	9.9	37.9
7	TAVIAUX Lise	Martignas	1999	8.5	9.8	9.4	10.0	37.7
	LUAIRE Léa	Bron 1	1997	8.1	10.2	10.1	9.3	37.7
9	PAPIN Nina	Perpignan	2000	8.6	9.7	9.4	9.9	37.6
10	BANZET Elodie	Bron 1	1999	8.7	10.1	9.3	9.4	37.5
11	CHETTIH Mahira	Bron 1	1999	8.6	9.6	9.2	10.0	37.4
12	BERLINGARD Mélanie	Bron 1	1997	7.5	10.1	9.9	9.8	37.3
	KISRANE Inès	Bron 2	2000	8.8	8.8	9.8	9.9	37.3
14	MONTARIOL Laurie	Portet sur garonne	1998	7.9	10.3	9.5	9.5	37.2
15	FOURNIS Fanny	Martignas	1999	8.5	9.7	9.5	9.4	37.1
	LALEU Angélique	Renaision	2001	8.9	10.1	8.5	9.6	37.1
17	LECANU Andréa	Osny	1998	7.8	9.9	8.9	10.4	37.0
	PRAUD Emma	Martignas	1999	8.0	9.9	9.2	9.9	37.0
	CHATARD FEDOUL Solea	Muret	1999	8.6	9.4	9.1	9.9	37.0
20	DE JESUS Angeline	Osny	2000	7.5	9.5	9.3	10.5	36.8
	BONNET Amélie	Salbris	2000	8.2	9.4	9.7	9.5	36.8
22	GARCERIES Oceane	Perpignan	2001	7.6	10.1	9.5	9.5	36.7
	CAMBOU Justine	Martignas	2000	8.0	9.3	9.6	9.8	36.7
24	BRUEL Léonie	Renaision	1998	8.4	8.8	9.4	10.0	36.6
25	BRACO Tiffeny	Muret	2001	8.4	10.4	8.7	9.0	36.5
26	REYNAUD Ambre	St Rambert d Albon	2001	8.2	9.2	9.4	9.6	36.4
	MARTINEZ Charlene	Bron 2	1999	8.6	8.7	9.9	9.2	36.4
28	MARTIN Chloe	Renaision	1998	8.4	9.0	9.5	9.4	36.3

29	VAZ Maeva	Beauchamp	2000	7.5	9.9	9.1	9.7	36.2
30	DA COSTA Mélanie	Salbris	1999	7.9	10.2	9.0	9.0	36.1
	EBERLE Auriane	Salbris	2001	8.3	9.7	8.9	9.2	36.1
	SOLA Maëlle	Salbris	2000	7.9	8.9	9.5	9.8	36.1
33	METRAL Lucie	Bron 2	2000	8.0	9.6	8.6	9.7	35.9
34	MENGELLE Anna	Portet sur garonne	1999	8.2	9.7	8.5	9.4	35.8
35	CHAUMETTE Margot	Muret	2000	8.0	9.8	8.9	9.0	35.7
36	LEBREQUIER Emma	Beauchamp	1999	7.9	8.7	9.5	9.5	35.6
	GOETINCK Sarah	St Rambert d Albon	1998	8.4	9.6	8.2	9.4	35.6
	SAUNIER Cassandra	St Rambert d Albon	1999	7.7	8.4	9.8	9.7	35.6
	JACQUET Ambre	Renaison	2000	8.0	9.5	9.4	8.7	35.6
	LEPAGE Eloïse	Salbris	2000	7.7	8.4	9.8	9.7	35.6
41	ECOLIVET Charlène	Voisins	2000	8.2	9.2	8.5	9.6	35.5
42	GRIMBERT Mayline	Beauchamp	1999	8.2	9.8	7.9	9.5	35.4
43	SERDANE Rachel	Perpignan	2000	7.6	9.2	9.1	9.4	35.3
44	GRISONI Juliette	Portet sur garonne	2000	8.2	9.4	9.6	8.0	35.2
45	EBERLE Emeline	Salbris	1999	7.5	8.9	9.1	9.6	35.1
46	GRUAS Mathilde	Bron 1	1998	8.1	9.5	8.2	9.2	35.0
47	MERCIER Justine	Osny	2000	7.4	9.0	8.1	10.4	34.9
48	COUSSERANS Alice	Portet sur garonne	2000	8.4	9.2	8.3	8.9	34.8
49	MORGADO Cristiana	Perpignan	2001	8.1	9.5	7.5	9.5	34.6
	LEFEBVRE Fanny	Portet sur garonne	2000	7.4	8.7	9.4	9.1	34.6
	LAPALUS Solène	Renaison	2001	8.5	8.9	8.7	8.5	34.6
52	BARBET Anouck	Voisins	2000	7.8	8.6	8.9	9.2	34.5
	SAISON Albane	Voisins	1999	8.0	7.5	9.5	9.5	34.5
54	POLLION Océane	Martignas	1998	8.5	7.4	8.8	9.7	34.4
55	REDONNET Juliette	Perpignan	1999	7.9	9.9	8.6	7.9	34.3
	MARTIN Maelys	Bron 1	1998	7.0	9.6	9.0	8.7	34.3
57	BOUVIER Kaylissa	Beauchamp	2000	7.9	8.6	8.9	8.8	34.2
	GALICHON Chloe	Renaison	2000	8.3	7.3	9.2	9.4	34.2
59	DORMEGNIES Marion	Muret	2000	8.0	9.4	7.1	9.4	33.9
60	CABELLAN Marine	Voisins	2000	7.6	7.6	8.7	9.8	33.7
	JANNIERE Eulalie	Voisins	2000	7.8	8.5	7.5	9.9	33.7
62	DOLSA Camille	Voisins	1999	7.3	7.8	9.1	9.3	33.5
63	CONJARD Oceane	St Rambert d Albon	1999	7.5	9.0	9.0	7.9	33.4
64	FOURNIER Lea	Muret	2000	7.7	7.2	8.9	9.3	33.1
65	BOULONNOIS Emma	Beauchamp	2000	8.0	7.1	8.9	8.9	32.9
66	DUHAMEL Sarah	Beauchamp	1998	7.4	8.3	8.1	8.9	32.7
67	AIMAR Elisa	Muret	2000	7.7	6.3	9.8	8.1	31.9
68	MAGES Clara	Portet sur garonne	2000	7.0	9.2	8.7	6.7	31.6
69	DEYLIAT Emeline	Martignas	1997	0.0	9.4	8.8	8.6	26.8
70	LAVAL BEAUGELIN Elise	St Rambert d Albon	1999	7.3	0.6	8.2	9.4	25.5
71	HOFMANN Mylène	Perpignan	2000	0.0	0.0	0.0	0.0	0.0
	DUSSAULT Lise	Bron 2	1997	0.0	0.0	0.0	0.0	0.0

7. FEMININ NIVEAU6 11-15 ans . SA_DA (B) (individuels)

7.1. Résultats par équipes

	Equipe	Club					Total
1	St Rambert d Albon	26--ASCR Gym	32.3	37.3	39.0	40.2	148.8
2	Wattrelos	59--La patriote de wattrelos	33.5	37.4	38.5	39.1	148.5
3	Douai	59--Douai	32.3	37.8	39.3	38.8	148.2
4	Meylan	38--Aspa meylan	33.2	37.7	37.9	39.3	148.1
5	Loriol	26--Groupe omnisports loriolais (gol)	33.0	37.7	38.2	38.8	147.7
6	St Genis les Ollières	69--Entente St genoise	32.1	38.0	38.6	37.7	146.4
7	Brunoy	91--Brunoy pyramide	33.9	36.8	37.2	37.6	145.5
8	Mouvoux	59--Association Sportive Mouvilloise	31.4	34.8	38.9	39.2	144.3
	Vendome	41--US VENDOME	33.0	36.2	35.9	39.2	144.3
10	Yerres	91--Gym club yerrois	33.4	35.4	35.9	38.2	142.9
	Lambersart	59--SMG Lambersart	32.1	35.5	36.1	39.2	142.9
12	Perpignan	66--Uscm	32.8	36.7	36.2	36.7	142.4
13	Salbris	41--AS Salbris Gym	32.5	34.4	36.6	37.2	140.7
14	Bléré	37--Session Gymnastique Artistique Bléré Val de Cher	32.1	34.5	35.0	37.5	139.1

7.2. Résultats individuels





	Gymnaste	Equipe	Annee					Total
1	MADELON Oceane	St Rambert d Albon	2004	9.3	9.8	10.0	10.1	39.2
2	FELOUSSIA Schaïma	Mouvoux	2003	8.9	9.8	9.8	10.1	38.6
3	DELHEM Hortense	Wattrelos	2003	8.3	10.2	10.1	9.8	38.4
4	LANCEL Lola	Douai	2003	8.4	9.7	10.1	10.0	38.2
	LAUZOL Pauline	Meylan	2002	8.8	9.6	9.9	9.9	38.2
6	PRADON Marilou	Loriol	2003	8.7	9.8	9.5	9.6	37.6
7	MANSOURI Sarah	Brunoy	2003	8.5	9.5	9.7	9.5	37.2
	ENTRESSANGLE Fanelie	St Rambert d Albon	2003	7.7	9.5	9.8	10.2	37.2
	LE BIHAN Marine	Salbris	2002	8.6	9.6	9.3	9.7	37.2
10	MALLET Loane	Douai	2003	7.9	9.7	9.8	9.7	37.1
11	BRUYERE Marie anais	St Rambert d Albon	2004	7.8	9.1	10.1	10.0	37.0
12	UNY Maylis	Loriol	2002	8.1	9.6	9.5	9.5	36.7
	PACCARD Perrine	Meylan	2002	7.9	9.5	9.5	9.8	36.7
	PAGEREY Hannah	St Genis les Ollières	2002	7.9	9.7	9.8	9.3	36.7
15	RENAUD Camille	Meylan	2003	8.3	9.6	9.1	9.6	36.6
	CARLES Mae	St Genis les Ollières	2003	7.8	9.3	9.7	9.8	36.6
17	MICHEL Margo	Loriol	2004	8.2	9.3	9.4	9.6	36.5
	AMILLIAC Cecilia	St Genis les Ollières	2002	8.3	9.6	9.4	9.2	36.5
19	BOUCHON Marine	Brunoy	2004	8.7	9.1	9.0	9.6	36.4
	GARNIER Carla	Loriol	2004	7.8	9.0	9.8	9.8	36.4
	LEGRET Julie	Vendome	2002	8.2	9.5	8.9	9.8	36.4
	RENOU Mailys	Vendome	2002	8.3	9.3	9.1	9.7	36.4
23	MORATILLE Marina	Yerres	2004	8.4	9.1	9.3	9.5	36.3
	BEBIN Cléa	Wattrelos	2001	8.1	8.9	9.6	9.7	36.3
	SCOPELLITI Eva	Wattrelos	2001	8.5	8.9	9.0	9.9	36.3

	TORRES PEREIRA Andreia	Perpignan	2002	8.4	9.4	9.3	9.2	36.3
	LEPOUTRE Constance	Lambersart	2004	8.0	9.3	8.9	10.1	36.3
	DETREZ Julie	Douai	2001	8.1	9.2	9.4	9.6	36.3
29	MALONGA Inès	Brunoy	2003	8.6	9.0	9.3	9.2	36.1
	LAUBIE Constance	Mouvaux	2003	7.4	9.2	9.4	10.1	36.1
	DEPERSIN Marion	Douai	2002	7.9	9.2	9.7	9.3	36.1
32	BOIS Margot	Salbris	2004	8.6	9.2	8.8	9.4	36.0
33	OLEJNICZAK Sarah	Mouvaux	2000	7.5	9.2	9.7	9.5	35.9
34	DEGLAVE Alicia	Douai	2001	7.8	8.8	9.7	9.5	35.8
35	MENU Carla	Lambersart	2004	8.1	9.1	9.1	9.4	35.7
	ROSIER Déborah	Loriol	2004	8.0	8.5	9.4	9.8	35.7
	LEBLEIS Emilie	Vendome	2002	7.9	8.9	9.1	9.8	35.7
38	SAMBA FOUANI Rômane	Yerres	2004	8.8	9.2	7.8	9.8	35.6
	PETIT Lea	Meylan	2003	7.6	8.8	9.3	9.9	35.6
	GRANGE émilie	St Genis les Ollières	2003	8.1	8.4	9.7	9.4	35.6
41	OULEHRI Itto	Brunoy	2003	8.1	9.2	9.2	9.0	35.5
42	TACK Laureen	Wattrelos	2001	7.9	8.9	8.9	9.7	35.4
	CHIKH Li lou	Lambersart	2003	8.3	8.6	9.0	9.5	35.4
44	LE GOALLER Margaux	Meylan	2003	8.1	8.7	8.8	9.7	35.3
45	HENRY Maëlys	Yerres	2003	7.9	8.6	9.3	9.4	35.2
	TORRES PEREIRA Cécilia	Perpignan	2002	8.0	9.1	9.2	8.9	35.2
47	PAQUIEN Chloe	St Rambert d Albon	2004	7.4	8.9	8.9	9.9	35.1
	MAITAMMAR Lorène	Vendome	2001	8.3	8.5	8.7	9.6	35.1
49	MORGADO Daniela	Perpignan	2003	8.2	8.9	8.8	9.1	35.0
50	VAN PRAET Camille	Wattrelos	2001	8.6	9.4	8.2	8.7	34.9
	VITETTA Lucie	Meylan	2004	8.0	9.0	9.2	8.7	34.9
	PINAUD Anais	Vendome	2002	8.2	8.5	8.3	9.9	34.9
53	BORDIONE Lucille	Perpignan	2003	8.2	8.5	8.9	9.2	34.8
54	GILLOT Emma	St Genis les Ollières	2003	7.7	9.4	9.0	8.6	34.7
55	VERRONS Laurette	Lambersart	2004	7.3	8.5	8.8	9.9	34.5
	LALLEMENT Mailys	St Rambert d Albon	2004	7.5	8.4	9.0	9.6	34.5
57	ANDRE Valentine	Lambersart	2002	7.5	8.5	8.9	9.5	34.4
58	AVELINE Alicia	St Genis les Ollières	2002	7.1	9.2	8.9	9.0	34.2
59	GATIBELZA Lisa	Yerres	2003	8.0	8.4	8.2	9.5	34.1
	LIMA Carine	Perpignan	2003	7.7	9.0	8.5	8.9	34.1
	GAUTHIER Anastasia	Bléré	2004	8.8	8.5	7.7	9.1	34.1
	BAUDRILLON Margaux	Salbris	2002	8.0	7.7	9.2	9.2	34.1
63	DOUGHERTY Kathleen	Yerres	2004	8.0	8.2	8.4	9.4	34.0
	PLA Julie	Perpignan	2002	6.9	9.2	8.7	9.2	34.0
65	RODRIGUEZ Lucie	Bléré	2002	6.8	8.8	8.8	9.5	33.9
66	GUERTON Eva	Brunoy	2002	7.1	8.8	8.6	9.3	33.8
67	CARPENTIER Noémie	Wattrelos	2000	7.2	7.2	9.8	9.5	33.7
	BOURGEOIS Maëlle	Mouvaux	2004	7.6	6.6	10.0	9.5	33.7
	NYAMBI Maréva	Bléré	2003	8.3	8.4	8.9	8.1	33.7
70	UBICO Vitoria	Yerres	2002	8.2	8.5	8.9	7.8	33.4
71	LAPEYRE Alice	Lambersart	2004	7.7	6.6	9.1	9.7	33.1
	JOSSO Joanne	Bléré	2002	7.7	8.8	6.9	9.7	33.1
73	LIZZOLI Justine	Vendome	2002	7.5	7.3	8.8	9.2	32.8
74	MABILEAU Janelle	Bléré	2002	7.3	8.4	8.5	8.4	32.6
75	BUSSON Emma	Bléré	2003	6.6	7.7	8.8	9.2	32.3
76	FOURNIER Lorelene	St Rambert d Albon	2003	7.0	7.4	9.1	8.1	31.6
77	DE SOUSA MONTEIRO Sophie	Douai	2001	7.8	7.8	6.6	9.0	31.2
78	ELIZONDO Ambre	Salbris	2004	7.2	5.8	9.3	8.8	31.1
79	BADIOU Nina	Salbris	2003	7.3	7.2	8.4	7.9	30.8





80	MARTIN Mathilde	Salbris	2002	6.8	7.9	6.9	8.9	30.5
81	DELAUNIERE Laura	Loriol	2002	0.0	7.1	7.9	8.1	23.1
82	ALEPEE Noémie	Brunoy	2004	0.0	0.0	0.0	0.0	0.0
	DESCAMPS Camille	Mouvoux	2003	0.0	0.0	0.0	0.0	0.0
	ROUSSEAUX Mathilde	Mouvoux	2002	0.0	0.0	0.0	0.0	0.0

8. FEMININ NIVEAU5 11-15 ans . SA_DA (B) (individuels)

8.1. Résultats par équipes

	Equipe	Club					Total
1	Rhodia club	38--Rhodia-Club Gymnastique	36.1	40.7	39.6	39.8	156.2
2	Ris Orangis	91--Union sportive de ris-orangis	35.2	41.1	38.6	39.9	154.8
3	USY	78--Union sportive des yvelines	33.5	40.4	39.1	39.0	152.0
4	Lagny sur marne	77--Elan gymnique de lagny	35.5	40.4	36.3	39.5	151.7
5	Villeneuve sur Lot	47--Cercle gymnique villeneuvois	34.5	40.3	37.2	37.9	149.9
6	Le bouscat 1	33--Union Sportive Bouscataise Gym	32.8	39.1	36.0	38.8	146.7
7	Désertines	3--Assoc gymnique de desertines	33.8	37.4	32.8	39.0	143.0
8	Perpignan	66--Uscm	32.9	38.2	33.9	36.9	141.9

8.2. Résultats individuels

	Gymnaste	Equipe	Annee					Total
1	FOUREAU Alyssia	USY	2003	8.8	10.0	10.0	10.3	39.1
	MENNELLA Lucie	Rhodia club	2003	8.8	10.5	9.8	10.0	39.1
3	LEVERNEY Malya	Rhodia club	2002	9.1	9.6	10.2	10.1	39.0
4	BOUDA AMELY	Ris Orangis	2000	8.9	10.2	9.7	10.1	38.9
5	DYMALA MAELYS	Ris Orangis	2003	8.9	10.0	9.7	10.1	38.7
	DA COSTA Océane	Rhodia club	2003	9.1	9.4	10.3	9.9	38.7
7	BRIGHENTI Chloe	Ris Orangis	2004	8.6	10.4	9.5	10.0	38.5
8	BENCHETRAT Ambrine	Ris Orangis	2002	8.8	10.5	9.6	9.2	38.1
9	BOUVARD Garance	Lagny sur marne	2004	9.0	9.7	9.4	9.8	37.9
	SKOCZEK Solene	Lagny sur marne	2002	8.8	10.4	8.7	10.0	37.9
	AVRIL Orane	Villeneuve sur Lot	2003	8.5	10.4	9.5	9.5	37.9
12	NIAVET Sarah	USY	2002	8.3	10.0	9.6	9.9	37.8
	CORMIER Calyssa	Lagny sur marne	2004	8.8	10.0	9.3	9.7	37.8
14	DE SOUSA Rebecca	Villeneuve sur Lot	2003	8.9	10.8	8.6	9.4	37.7
15	CHEYLAC Constance	Le bouscat 1	2001	8.2	10.2	8.9	10.0	37.3
16	VAILLANT Julie	USY	2000	7.6	10.4	9.9	9.3	37.2
	CARRIE Nina	Villeneuve sur Lot	2003	8.5	9.5	9.7	9.5	37.2
18	CHAUVIN Carla	USY	2002	8.3	10.0	9.6	9.2	37.1
19	NAULET Candice	Ris Orangis	2004	8.4	9.5	9.6	9.5	37.0
20	GESKOFF Maëlle	Rhodia club	2002	9.1	9.8	8.6	9.4	36.9
21	DA SILVA Nikita	Lagny sur marne	2004	8.4	10.0	8.3	10.0	36.7
	NEMOZ Ambre	Rhodia club	2002	8.4	10.2	8.3	9.8	36.7
	COULETTE Jeanne	Désertines	2004	8.7	9.5	8.4	10.1	36.7
24	CAPESTAN Marie	Lagny sur marne	2004	8.3	10.0	8.9	9.4	36.6
25	COLLET Silhoé	Rhodia club	2002	8.3	10.2	9.3	8.7	36.5
26	BUGAT Valentine	Villeneuve sur Lot	2003	8.6	9.1	9.2	9.5	36.4
	DUBRANA Anais	Le bouscat 1	2003	8.3	9.5	8.7	9.9	36.4
28	CARNEIRO CLARA	Désertines	2004	8.4	9.1	8.8	9.9	36.2
	HUBERT Bianca	Le bouscat 1	2003	8.1	9.7	8.8	9.6	36.2
30	DUFOUR Pauline	USY	2000	7.9	9.7	8.9	9.5	36.0

31	LIBERMANN Inès	Lagny sur marne	2003	8.9	9.2	8.3	9.5	35.9
	PERNOT Margaux	Le bouscat 1	2003	7.8	9.7	9.4	9.0	35.9
33	LOLLIEROU Klervi	USY	2002	8.1	9.2	9.3	9.2	35.8
	RISSE Elsa	Villeneuve sur Lot	2003	8.1	9.6	8.8	9.3	35.8
35	SERRA Oxana	Perpignan	2001	8.1	10.0	8.1	9.5	35.7
36	DABERNAT Emma	Désertines	2003	8.6	9.8	8.4	8.8	35.6
37	RABOUJET Claire	Perpignan	2002	8.1	8.9	9.0	9.5	35.5
38	PICART Margot	Le bouscat 1	2003	8.2	8.5	8.9	9.3	34.9
39	COULAMY Fidji	Perpignan	2001	8.1	8.2	9.4	8.9	34.6
	DARBON Marine	Perpignan	2002	8.5	9.7	7.4	9.0	34.6
41	TEXEREAU Julia	Villeneuve sur Lot	2000	7.8	9.5	7.4	9.3	34.0
42	KAZANDJIAN Elisa	Perpignan	2002	8.2	9.6	7.4	8.5	33.7
43	NORMAND ANAIS	Ris Orangis	2000	7.6	9.1	7.2	9.7	33.6
	TRANCON Ines	Désertines	2004	8.1	9.0	6.9	9.6	33.6
45	SERRANO Mathilda	Désertines	2002	7.5	8.9	7.2	9.4	33.0
46	DANIELO Lucie	Désertines	2002	7.8	8.7	7.2	9.2	32.9
47	MULLIEZ Camille	Le bouscat 1	2003	7.9	7.8	8.3	0.0	24.0
48	HOMS Carla	Perpignan	2001	0.0	0.0	0.0	0.0	0.0





Résultats de la compétition
Finales nationales UFOLEP
Rungis
4 et 5 juin 2016

1. FEMININ NIVEAU8 11 + . SA_DA (individuels)

1.1. Résultats par équipes

	Equipe	Club					Total
1	St Martin d hères	38--Essm gymnastique	32.1	36.5	35.2	37.7	141.5
2	Bourg St Maurice	73--Bsm gym bourg st maurice	31.2	35.9	35.5	38.4	141.0
3	Autun	71--LA VAILLANTE	32.2	36.0	35.8	35.3	139.3
4	Wattrelos	59--La patriote de wattrelos	32.0	36.6	34.2	36.2	139.0
5	Pontoise 1	95--SPG Pontoise	30.3	35.2	32.9	37.4	135.8
6	Villeneuve sur Lot	47--Cercle gymnique villeneuve	31.3	34.4	33.4	35.5	134.6
7	Sainghin	59--Sainghin en Mélantois	31.0	35.5	33.8	34.0	134.3
8	Gargenville 1	78--Espérance de gargenville	29.5	35.6	33.7	35.0	133.8
9	Marcoussis	91--Asm	31.2	34.8	32.9	34.3	133.2
10	Guines 1	62--La patriote de guines	28.4	33.1	33.2	34.1	128.8
11	La chatre 3	36--Union sportive la chatre	25.6	34.4	31.1	33.4	124.5
12	Portet sur garonne	31--Portet gym	13.9	17.9	16.7	16.9	65.4





1.2. Résultats individuels

	Gymnaste	Equipe	Annee					Total
1	ROSSAT EMMA	St Martin d hères	2000	8.2	9.3	8.8	9.5	35.8
	COLLADO Elsa	Bourg St Maurice	2004	8.1	9.1	8.8	9.8	35.8
3	LICATA Louna	St Martin d hères	2001	8.0	9.0	9.1	9.6	35.7
4	VAIRET Clara	Autun	2003	8.3	8.9	9.0	9.0	35.2
	CASHER Amelia	Bourg St Maurice	2004	7.5	9.0	9.1	9.6	35.2
6	ROBELET OCEANE	Autun	2003	8.3	9.1	8.9	8.8	35.1
7	CROIZIER Nima	Bourg St Maurice	2004	7.6	9.1	8.8	9.5	35.0
8	HOUERROU MAILYS	St Martin d hères	2000	8.3	8.8	8.7	9.1	34.9
9	SEIGNER Emma	Autun	2003	7.8	9.2	8.9	8.8	34.7
10	KHIROUM Jasmine	Wattrelos	2004	7.0	9.0	9.0	9.5	34.5
11	LEFEVRE Ludivine	Wattrelos	2002	8.0	9.5	8.1	8.8	34.4
	DUCROZ Laly	Bourg St Maurice	2004	7.7	8.7	8.8	9.2	34.4
13	ZEGLACHE Sephora	Wattrelos	2003	8.1	9.0	8.4	8.8	34.3
	BAVIERE Marie	Sainghin	2002	8.1	8.8	8.6	8.8	34.3
	WELCOMME Clémence	Sainghin	2002	7.6	9.3	8.7	8.7	34.3
16	TYPRET Stéphanie	Gargenville 1	1977	8.2	9.1	8.1	8.7	34.1
17	CAPPELLI Gwendoline	Pontoise 1	1997	7.7	8.9	8.2	9.2	34.0
	GROUX Eloise	Guines 1	2002	7.6	8.5	8.9	9.0	34.0
	PEROLARI Sarah	Villeneuve sur Lot	2002	8.4	8.4	8.4	8.8	34.0
	ASSIE PENELOPE	Autun	2001	7.7	8.8	8.8	8.7	34.0
	LARUE Lena	Autun	2003	7.8	8.5	9.0	8.7	34.0
22	QUERCIA ROXANNE	St Martin d hères	2002	7.2	9.0	8.5	9.2	33.9
23	DELOBEL Morgane	Sainghin	2004	8.1	8.6	8.4	8.7	33.8
24	LE CAM Solene	Marcoussis	2003	8.0	8.7	8.6	8.4	33.7
	HENRY Camille	Pontoise 1	1993	6.9	8.8	8.5	9.5	33.7
	ARDITO JOHANNA	St Martin d hères	2001	7.6	9.2	7.5	9.4	33.7
27	NANTY Aude	Marcoussis	2004	8.0	8.6	8.4	8.6	33.6
28	LACOMBE Elodie	Villeneuve sur Lot	2000	7.9	8.6	8.4	8.6	33.5
29	MOUSSAVOU SAFOU Marilesevene	Pontoise 1	2003	8.3	8.6	7.8	8.7	33.4

	MOLIERE Mathilde	Gargenville 1	2002	7.3	8.6	8.5	9.0	33.4
	PATTON Naomi	Wattrelos	2002	8.1	9.1	7.3	8.9	33.4
	WERBROUCK Laura	Wattrelos	2002	7.8	8.6	8.4	8.6	33.4
33	GIMBERT Clementine	Villeneuve sur Lot	2002	7.9	8.5	8.3	8.5	33.2
34	MELIET Marie	Villeneuve sur Lot	2002	7.1	8.6	8.3	9.0	33.0
	JARY Alice	St Martin d hères	2002	7.0	8.5	8.6	8.9	33.0
36	MOREL Amandine	Pontoise 1	2000	7.1	8.5	7.9	9.4	32.9
	MAERTENS Sarah	Wattrelos	2002	6.7	8.8	8.4	9.0	32.9
38	FOUCAULT Océane	Villeneuve sur Lot	2001	6.9	8.6	8.3	9.0	32.8
39	KRZEMIEN Victoria	Pontoise 1	2002	7.2	8.8	7.4	9.3	32.7
	BOUNAB Nawel	Portet sur garonne	2002	7.1	8.9	8.2	8.5	32.7
	RUIZ Margot	Portet sur garonne	2003	6.8	9.0	8.5	8.4	32.7
42	ALBRUN Romane	Guines 1	2002	7.1	8.6	8.5	8.4	32.6
43	EMERY Nina	Bourg St Maurice	2004	5.6	8.7	8.7	9.5	32.5
44	SIMON Eva	Marcoussis	2004	7.2	8.6	7.9	8.7	32.4
45	BLARY Axelle	Gargenville 1	2003	7.1	8.8	8.4	8.0	32.3
	PAQUIER Sarah	Autun	1997	7.1	8.0	8.6	8.6	32.3
47	BENGUELLA Chloe	Marcoussis	2001	8.0	8.3	7.5	8.4	32.2
	VALENCE Agathe	Gargenville 1	2004	6.9	8.3	8.5	8.5	32.2
49	DA SILVA Margaux	Gargenville 1	2002	6.6	8.4	8.3	8.8	32.1
50	BOCCAGE Clara	Pontoise 1	2002	6.9	8.7	8.3	8.0	31.9
	GOUTAS Isabelle	Sainghin	2002	7.2	8.8	8.1	7.8	31.9
52	CHABENAT Emma	La chatre 3	2004	6.9	8.9	7.3	8.6	31.7
53	FANDARD Marine	Villeneuve sur Lot	2000	6.9	8.6	7.4	8.7	31.6
54	OZENDA Mathilde	Marcoussis	2002	7.2	8.8	6.9	8.6	31.5
	DESSEIN Jeanne	Guines 1	2001	6.9	8.4	7.7	8.5	31.5
56	GIAGNONI Fiona	Marcoussis	2002	7.0	8.7	8.0	7.6	31.3
	QUÉVAREC Sonia	La chatre 3	2001	6.6	8.9	7.7	8.1	31.3
	BOCH Solene	Bourg St Maurice	2003	7.8	7.9	6.2	9.4	31.3
59	CHAMPIGNEUX Lucie	La chatre 3	2004	5.9	8.4	8.1	8.5	30.9
60	MOUTET Léa	La chatre 3	2001	6.1	8.2	8.0	8.2	30.5
61	AGEZ Lea	Guines 1	2002	6.2	7.6	8.1	8.2	30.1
62	CASTANHEIRA Ti-lan	Gargenville 1	2003	5.2	9.1	7.9	7.2	29.4
63	WADOUX Elise	Guines 1	2000	6.8	7.4	7.0	7.5	28.7
64	BERTRAND Hanaé	La chatre 3	2003	6.0	8.1	6.3	7.0	27.4
65	DEFRANCE Eloise	Guines 1	2001	0.0	0.0	0.0	0.0	0.0
	BAEZ Aurélie	Portet sur garonne	1997	0.0	0.0	0.0	0.0	0.0
	RODRIGUEZ Mélina	Portet sur garonne	2001	0.0	0.0	0.0	0.0	0.0
	SEGUELA Jade	Portet sur garonne	2001	0.0	0.0	0.0	0.0	0.0

2. FEMININ NIVEAU5 11 + . SA_DA (individuels)

2.1. Résultats par équipes

	Equipe	Club					Total
1	Bourg St Maurice	73--Bsm gym bourg st maurice	34.2	41.0	40.8	37.8	153.8
2	St Priest	69--Gymnique association saint priest	35.0	40.6	40.0	37.1	152.7
3	Fumel	47--A s gym fumel	35.2	40.1	39.2	36.7	151.2
4	La Ciotat	13--GYM' LA CIOTAT	35.9	38.1	38.8	37.8	150.6
5	Fresnoy 1	2--La fresnoysienne	34.1	40.1	39.1	37.0	150.3
6	Moissac	82--Moissac-gym	35.5	38.2	38.5	37.7	149.9
7	Gerland Mouche	69--A. L. gerland mouche	34.3	38.4	38.2	38.0	148.9
8	Beauchamp	95--Arabesque gymnique Beauchamp	36.2	37.7	38.3	36.3	148.5
	Castelnau le lez	34--GSL34.com - Castelnau le Lez	33.6	38.2	38.5	38.2	148.5
10	Tours GC	37--Tours Gymnastique Club	34.9	38.2	37.8	37.5	148.4
11	Pontoise	95--SPG Pontoise	35.2	36.9	37.7	37.2	147.0
12	Marcoussis	91--Asm	34.5	37.9	35.0	37.5	144.9
13	Laverune	34--Gymnastique foyer rural laverune	34.6	37.7	34.7	34.7	141.7
14	Pornic	44--optimist pornic	33.9	36.1	33.2	36.5	139.7

2.2. Résultats individuels


	Gymnaste	Equipe	Annee					Total
1	CHERON Cassandra	St Priest	1990	9.0	10.5	10.3	9.4	39.2
2	GANAY Juliette	Tours GC	2004	9.0	10.3	10.1	9.4	38.8
3	TREMION Elisa	Bourg St Maurice	1994	8.3	10.4	10.5	9.4	38.6
4	SKWARA Marine	Beauchamp	1994	9.2	9.8	10.1	9.2	38.3
5	SCHMITZ Heloise	Fresnoy 1	2002	8.5	10.2	10.0	9.5	38.2
	LABALME Sandra	Gerland Mouche	1985	9.0	10.1	9.5	9.6	38.2
7	CROZ Faustine	Bourg St Maurice	1998	8.1	10.3	10.3	9.4	38.1
	BRETTE Emanuelle	Tours GC	1993	8.7	10.0	10.0	9.4	38.1
9	BANSARD Lucile	Laverune	1991	9.1	9.4	10.0	9.4	37.9
	SORREL Carla	Bourg St Maurice	2002	8.3	10.1	9.9	9.6	37.9
11	SALLET Marie	St Priest	1998	8.7	10.5	9.4	9.2	37.8
	DROMARD Emeline	Fresnoy 1	2002	8.7	10.3	9.7	9.1	37.8
	INTARTAGLIA Charlise	La Ciotat	2004	9.2	9.3	9.8	9.5	37.8
	SIMEON Loriane	Castelnau le lez	2000	8.3	10.6	9.3	9.6	37.8
15	BERTAUX Melia	Fresnoy 1	1997	8.4	10.0	9.8	9.5	37.7
	VALERY Romane	Castelnau le lez	2001	8.5	9.5	10.1	9.6	37.7
	VOINIER Prune	Fumel	1999	8.2	10.2	10.3	9.0	37.7
18	GRAIN Maud	Fumel	2003	9.0	10.5	9.0	9.1	37.6
19	CAFFO Mattie	Bourg St Maurice	2000	8.9	9.2	10.1	9.2	37.4
	GONZALES Lisa	Moissac	1997	8.2	9.9	10.1	9.2	37.4
21	ELAH Mylene	St Priest	2004	8.5	9.3	10.0	9.5	37.3
	CHAMBON Pauline	Fumel	2000	8.9	9.2	9.8	9.4	37.3
23	TIGIER Lea	Marcoussis	1998	9.1	10.3	8.4	9.4	37.2
	CHARPENTIER Cindy	Moissac	1994	9.1	8.3	10.1	9.7	37.2

25	ZANARDI Margaux	Pontoise	2000	8.5	9.7	9.5	9.3	37.0
	RODRIGUES Marie	St Priest	2003	8.1	9.7	9.9	9.3	37.0
	AQUADRO Ariane	La Ciotat	1999	8.9	8.5	10.2	9.4	37.0
	BERNIER Julie	Bourg St Maurice	1997	8.9	10.2	9.0	8.9	37.0
29	MABILLE Betty	La Ciotat	1999	8.4	9.7	9.6	9.2	36.9
	ANDREO Manon	Laverune	1996	9.2	9.5	9.0	9.2	36.9
	SIREY Camille	Fumel	2000	8.7	9.8	9.1	9.3	36.9
32	CIBBA Melanie	St Priest	1993	8.5	9.9	9.2	9.2	36.8
	PFAUWADEL Laura	La Ciotat	1999	8.6	9.4	9.3	9.5	36.8
	PARANT Maelys	Moissac	2003	8.9	9.8	8.5	9.6	36.8
35	GOLMARD Carla	La Ciotat	2003	9.0	9.4	9.1	9.2	36.7
	CHANCHE Sahra	Moissac	2001	9.0	9.6	9.4	8.7	36.7
37	VOISIN Mélanie	Marcoussis	1991	8.9	9.3	8.8	9.6	36.6
	HENRY Marielle	Pontoise	1995	9.1	8.2	10.0	9.3	36.6
	DURAFFOURG Elisa	Gerland Mouche	2000	8.7	9.4	9.4	9.1	36.6
40	BAJON Salambo	Fumel	2000	8.8	9.6	9.0	9.1	36.5
41	PAVOUX Alyson	Gerland Mouche	1996	8.1	9.3	9.4	9.6	36.4
42	DESCHAMPS Elina	Beauchamp	1998	9.2	8.9	9.2	9.0	36.3
	LEFORT Marie	Pontoise	1995	9.0	9.2	8.9	9.2	36.3
	BETTINGER Jeanne	St Priest	2002	8.5	9.0	10.0	8.8	36.3
45	BEKAKCHA Lolita	Gerland Mouche	1999	7.8	9.4	10.0	9.0	36.2
	RETHORE Eve	La Ciotat	2000	8.5	9.6	9.0	9.1	36.2
	CROUZET Laurie	Laverune	2001	8.9	9.5	8.7	9.1	36.2
48	AROUNASSALON Magalie	Beauchamp	1981	8.7	9.7	9.7	8.0	36.1
	BERNON Sophie	Castelnau le lez	2000	8.9	8.7	9.0	9.5	36.1
	DHANDA Erin	Bourg St Maurice	2000	8.1	9.3	10.0	8.7	36.1
	GOURAUD Romane	Pornic	2004	8.4	9.2	9.4	9.1	36.1
52	VIARD Julie	Marcoussis	2003	8.3	9.2	9.5	8.8	35.8
	ROBIN Maya	Gerland Mouche	1998	7.9	9.5	8.9	9.5	35.8
	LEYNIER Lise	Tours GC	1998	8.6	8.9	9.0	9.3	35.8
55	MINIER Klervi	Beauchamp	1998	8.2	9.2	9.3	9.0	35.7
	LE ROUX Mathilde	Tours GC	1993	8.5	9.0	8.7	9.5	35.7
57	TAVERNIER Ophely	Fresnoy 1	1996	8.6	9.6	9.8	7.6	35.6
58	COUSSEVAL Annabelle	Beauchamp	1989	8.7	9.0	9.0	8.8	35.5
	PEYROT Tiphanye	Gerland Mouche	1997	8.7	8.4	9.3	9.1	35.5
	LORILLARD Méline	Tours GC	2001	8.4	8.7	8.9	9.5	35.5
61	DOUZI Elodie	Pontoise	1991	8.4	8.4	9.4	9.1	35.3
	BLEUSE Alice	Fresnoy 1	2000	8.3	9.4	8.9	8.7	35.3
63	THOMAS Coralie	Beauchamp	1996	9.1	8.2	8.8	9.0	35.1
64	GENDROT Meline	Pornic	2004	8.5	9.1	7.8	9.4	34.8
65	LE MOAN Marie	Pontoise	2000	8.6	9.6	8.4	8.1	34.7
66	VANHEULE Cécile	Castelnau le lez	2000	7.9	8.7	9.3	8.7	34.6
	MARICHAL-GAIGNARD Mathilde	Moissac	1999	7.9	8.9	8.8	9.0	34.6
68	DANIEL Cécile	Pornic	1995	8.5	9.1	7.9	9.0	34.5
69	GAUSI Sara	Marcoussis	1999	7.8	9.1	8.2	9.2	34.3
70	GIANI Célia	Castelnau le lez	2001	7.9	8.8	8.1	9.4	34.2
	PERRIER Fanny	Pornic	2004	8.4	8.7	8.2	8.9	34.2
72	SEUWS Margaux	Pornic	1998	8.7	8.0	7.9	8.9	33.5
	JOLLY Léa	Moissac	2001	8.6	7.0	9.1	8.8	33.5
74	N DIAYE Mame binta	Pontoise	1998	8.5	8.0	7.5	9.2	33.2
75	MAEDER Charlotte	Marcoussis	2003	8.1	7.8	7.7	9.3	32.9
76	CARDONA Aurelie	Laverune	1989	7.4	9.3	7.2	7.1	31.0
77	GUTIERREZ Laurie	Tours GC	1997	6.8	5.9	8.8	9.0	30.5
78	BEAUFILS Lucile	Castelnau le lez	2002	0.0	9.3	10.0	9.3	28.6
79	DEMARTINI Agnès	Fumel	2001	8.3	8.9	10.2	-0.9	26.5
80	PIERRE Alice	Laverune	1998	0.0	6.7	7.2	0.0	13.9





81	HOURI Julie	Marcoussis	1999	0.0	0.0	0.0	0.0	0.0
	LERICHE Marine	Fresnoy 1	2004	0.0	0.0	0.0	0.0	0.0
	CARMINATI Lina	Laverune	1995	0.0	0.0	0.0	0.0	0.0

3. FEMININ NIVEAU6 14-18 ans . SA_DA (individuels)

3.1. Résultats par équipes

	Equipe	Club					Total
1	Bourg St Maurice	73--Bsm gym bourg st maurice	36.1	39.0	37.9	39.0	152.0
2	Limonest	69--A.S.C.J.L. Limonest	33.8	37.3	38.3	39.5	148.9
3	Fives	59--St maurice fives	32.5	39.3	38.6	38.1	148.5
4	Vaugneray	69--Union sportive de l'ouest lyonnais	35.1	37.7	36.8	38.4	148.0
5	Pérignat	63--CIG Mur es allier	33.0	37.6	38.8	38.4	147.8
6	Marquise	62--La Patriote de Marquise	34.4	37.5	37.0	37.8	146.7
7	Lambersart	59--SMG Lambersart	33.4	37.1	37.1	37.6	145.2
8	Osny	95--Espoirs gymniques d'osny	31.6	37.0	36.6	37.8	143.0
9	Bordeaux CAM	33--C A M Bordeaux section gym artistique	33.3	36.1	36.7	36.5	142.6
10	Blaye	33--A.L.BLAYE GYM	31.7	33.3	36.7	39.0	140.7
11	Chilly Morangis	91--Cgmc	32.4	34.2	35.3	36.1	138.0
12	Perpignan	66--Uscm	30.5	35.9	34.1	34.9	135.4


3.2. Résultats individuels

	Gymnaste	Equipe	Annee					Total
1	CATHERINE Hanna	Limonest	2001	8.5	9.7	9.8	10.4	38.4
2	FERRAND Alexandra	Bourg St Maurice	2000	8.9	10.0	9.5	9.8	38.2
	ROCCHIA Perrine	Bourg St Maurice	1999	9.1	9.8	9.5	9.8	38.2
4	CAMELIN Adèle	Bourg St Maurice	1999	9.3	10.0	8.7	9.7	37.7
5	RAIMBAUD Pauline	Lambersart	1998	8.9	9.5	9.3	9.8	37.5
6	HEYRAUD Caroline	Pérignat	2001	7.7	10.0	10.0	9.7	37.4
7	DUBREUCQ Marie	Fives	2000	8.3	9.9	9.5	9.6	37.3
	KAMPF Angele	Fives	2000	8.6	10.1	8.9	9.7	37.3
9	PARDIN Berenice	Vaugneray	1999	8.6	10.0	9.0	9.5	37.1
	GADE-SALOMON Laure	Bordeaux CAM	2001	8.6	9.4	9.5	9.6	37.1
11	SALLARD Marine	Fives	2000	7.9	9.9	9.8	9.4	37.0
12	LEMOINE Pauline	Limonest	2000	8.3	9.2	9.6	9.8	36.9
13	BLASCO Rose	Vaugneray	1999	9.0	9.2	8.8	9.8	36.8
14	CARNEIRO Leana	Vaugneray	1999	8.9	9.2	8.9	9.7	36.7
15	RUOROCH Julie	Marquise	2000	8.0	9.5	9.8	9.3	36.6
	PAULE Marion	Limonest	2000	8.8	8.9	9.4	9.5	36.6
	ABONDANCE Alexandrine	Bourg St Maurice	1999	8.8	9.2	8.9	9.7	36.6
18	DEBIENNE Victoire	Marquise	2000	8.7	9.2	9.0	9.6	36.5
19	SALAHOU Lucie	Osny	2000	8.1	9.8	9.2	9.3	36.4
	COLLOMB Andrea	Vaugneray	1999	8.6	9.3	9.1	9.4	36.4
21	BOULET Emeline	Fives	2000	7.7	9.3	9.9	9.4	36.3
	PIQUE Léa	Marquise	1999	9.1	9.0	8.8	9.4	36.3
23	DESAINS Marie	Marquise	2001	8.6	9.8	8.3	9.5	36.2
	GOMICHO Emma	Limonest	1999	7.6	9.5	9.5	9.6	36.2
	SERRE Sophie	Pérignat	1999	8.8	9.0	9.4	9.0	36.2
26	CAUBERT Jessica	Blaye	2000	8.8	8.7	9.0	9.6	36.1
	CUEFF Julie	Blaye	2000	8.2	9.1	9.1	9.7	36.1





	JANEL Amélie	Pérignat	2001	7.6	9.4	9.6	9.5	36.1
	MARADAN Léa	Pérignat	2001	8.2	9.2	8.9	9.8	36.1
30	YONNET Lea	Lambersart	2001	7.8	9.6	9.2	9.4	36.0
31	RODRIGUEZ Solena	Chilly Morangis	1999	7.9	9.1	9.3	9.5	35.8
	TONON Romane	Perpignan	1999	8.0	9.9	8.9	9.0	35.8
	GANIVET Maëlla	Bourg St Maurice	2000	7.6	9.1	9.9	9.2	35.8
34	MAIRE Margot	Bordeaux CAM	1999	8.6	9.3	9.0	8.8	35.7
35	VANDEWIELE Celeste	Lambersart	2001	8.3	9.4	9.6	8.3	35.6
36	BRUSLON Cloé	Chilly Morangis	2001	8.3	8.7	9.0	9.4	35.4
	VERDIER Chloé	Pérignat	2001	7.8	8.8	9.8	9.0	35.4
38	ZOZWADOWSKI Agatha	Osny	1999	8.0	9.3	8.8	9.2	35.3
39	TAFFIN Mélanie	Osny	2000	6.7	8.8	9.8	9.8	35.1
	BAILLY Lola	Lambersart	2000	8.4	8.6	9.0	9.1	35.1
41	CHATRY Lili	Fives	2001	7.1	9.4	9.4	9.1	35.0
	JACQUIN Lorie	Vaugneray	1999	7.7	9.0	9.5	8.8	35.0
43	HAUY Cecile	Osny	2000	7.6	9.0	8.8	9.5	34.9
	BOUIT Chelsea	Bordeaux CAM	2001	7.8	8.9	9.3	8.9	34.9
45	EUSTACHE Marie	Bourg St Maurice	2000	7.7	8.8	9.0	9.3	34.8
46	LAMAT Perrine	Limonest	1999	8.1	8.5	8.6	9.5	34.7
47	VANDEBEUQUE Flore	Limonest	2000	8.2	7.7	8.9	9.7	34.5
48	GOSSELIN Manon	Chilly Morangis	2001	8.1	8.9	7.6	9.8	34.4
49	PEREIRA Maëlys	Pérignat	2001	8.2	7.9	8.8	9.4	34.3
50	ELIAERS Eva	Blaye	2000	8.1	8.0	8.1	9.8	34.0
	NADOL Clara	Bordeaux CAM	2001	8.1	8.5	8.6	8.8	34.0
52	ROUDEN Camille	Osny	1999	7.9	8.9	7.9	9.0	33.7
53	BUSCH Capucine	Bordeaux CAM	2000	8.0	7.3	8.9	9.2	33.4
54	ROLLAND Marion	Perpignan	1998	7.4	9.1	8.2	8.4	33.1
55	KIESELE Clara	Perpignan	2001	7.7	8.4	8.1	8.8	33.0
56	BAUDE Flavie	Marquise	1999	7.3	7.5	9.0	9.0	32.8
57	GARABEDIAN Alicia	Vaugneray	1998	7.6	6.4	9.2	9.4	32.6
58	HAMZAQUI Rosa marie	Chilly Morangis	2001	8.1	7.5	9.4	7.4	32.4
59	CAMA Sabrina	Perpignan	2000	7.4	8.5	7.7	8.7	32.3
60	JUBEL Clémentine	Perpignan	1998	7.2	8.1	8.9	8.0	32.2
61	DELATRE Marie	Lambersart	2001	7.4	6.6	8.7	9.3	32.0
62	ARIAS Alizee	Blaye	2001	6.6	7.5	9.3	8.4	31.8
63	PLOUSSEAU-GUEDE Chloe	Bordeaux CAM	2000	7.9	8.5	7.3	6.2	29.9
64	FARGES Romane	Blaye	1999	0.0	0.0	9.3	9.9	19.2
65	ROUTIER Florine	Marquise	2001	0.0	0.0	9.2	6.3	15.5
66	BORNAT Clara	Chilly Morangis	1999	0.0	0.0	0.0	0.0	0.0
	BURLION Elsa	Lambersart	1999	0.0	0.0	0.0	0.0	0.0
	MOLES Dehlia	Blaye	2001	0.0	0.0	0.0	0.0	0.0

4. FEMININ NIVEAU5 11 + . SA_DA (B) (individuels)

4.1. Résultats par équipes

	Equipe	Club					Total
1	Chilly Morangis	91--Cgmc	35.5	41.2	38.8	41.3	156.8
2	Vénissieux	69--Cmo vénissieux	34.4	40.0	40.4	39.9	154.7
3	Le chambon feugerolles	42--La liberte le chambon feugerolle	35.9	39.6	37.8	40.1	153.4
4	Jonage	69--E.s.j gymnastique artistique	32.8	39.7	39.3	41.3	153.1
5	Limonest	69--A.S.C.J.L. Limonest	33.9	40.0	37.8	41.3	153.0
6	Villeneuve sur Lot	47--Cercle gymnique villeneuvois	33.4	38.9	38.3	38.2	148.8
7	La roche blanche	63--Fcs la roche blanche	33.7	39.0	35.9	39.7	148.3
8	Bailleul	59--Avenir de bailleul	31.9	37.6	38.9	38.3	146.7
9	Gueret	23--Amis ecole laiue gueret	31.2	36.1	34.9	37.2	139.4


4.2. Résultats individuels

	Gymnaste	Equipe	Annee					Total
1	DJELIDA Alessia	Vénissieux	2003	8.7	10.6	10.2	10.2	39.7
2	NOWICKI Claire	Chilly Morangis	2002	8.8	10.5	9.9	10.4	39.6
3	DANGAS Elise	Limonest	1995	8.8	10.3	9.8	10.5	39.4
4	RIBEROLLES Juliette	Chilly Morangis	1996	9.1	10.3	9.2	10.5	39.1
5	SOLLACARO Lucie	Chilly Morangis	1998	8.9	10.3	9.6	10.2	39.0
	ESCOFIER Lauren	Le chambon feugerolles	2000	9.0	9.7	9.9	10.4	39.0
7	MEULENYZER Caroline	Jonage	1984	8.2	10.2	10.0	10.3	38.7
8	LEMBO Cynthia	Vénissieux	2001	8.4	10.3	10.1	9.8	38.6
	BADINAND Angélique	Le chambon feugerolles	1995	9.2	9.6	9.7	10.1	38.6
	BADINAND Melanie	Le chambon feugerolles	1995	8.7	10.3	9.5	10.1	38.6
11	JAUMONET Mathilde	Jonage	1997	8.3	10.3	9.5	10.4	38.5
12	GY Maelys	Chilly Morangis	2002	8.1	10.1	9.9	10.2	38.3
	CHRISTIAENS Célia	Bailleul	2003	8.9	9.3	10.2	9.9	38.3
	DEXIDOUR Stella	Villeneuve sur Lot	1999	9.0	9.8	9.5	10.0	38.3
15	DUMONT Emma	Jonage	2002	8.2	10.1	9.8	10.0	38.1
16	DETTOLLENAERE Léa	Bailleul	2000	8.3	9.8	9.8	10.1	38.0
17	DUC Cyrielle	Limonest	1995	7.9	10.4	9.2	10.4	37.9
	REIX Eleonore	Limonest	2000	8.4	10.0	9.4	10.1	37.9
19	PINTO Amelys	Chilly Morangis	2000	8.7	9.5	9.4	10.2	37.8
	PARFAIT Mélanie	Vénissieux	1998	8.8	9.0	10.0	10.0	37.8
21	ROUX Clementine	Jonage	1997	8.1	9.1	9.9	10.6	37.7
22	KEDAD Sirine	Vénissieux	2003	8.5	9.1	9.8	9.9	37.3
23	CALLEJA BOUYSSONNIE Mathilda	Villeneuve sur Lot	2002	8.0	10.0	9.5	9.7	37.2
	BERGER Mélanie	Le chambon feugerolles	2000	9.0	10.0	8.7	9.5	37.2
25	NAUDE Luna	Chilly Morangis	1998	7.9	9.8	9.4	9.8	36.9
	GAZAL Lise	La roche blanche	1999	8.5	9.5	9.1	9.8	36.9
27	FERNANDES Samantha	Gueret	2000	7.9	9.4	9.9	9.6	36.8

28	CAILLAUD Léane	Villeneuve sur Lot	2001	8.3	9.7	9.5	9.2	36.7
29	CHATAIGNOUX Marine	Gueret	2000	8.7	9.6	8.9	9.3	36.5
30	MEURIC Romane	La roche blanche	2001	8.9	9.0	8.4	10.0	36.3
31	RENIER Aude	Villeneuve sur Lot	2002	8.1	9.4	9.4	9.2	36.1
	DELBECQUE Noémie	La roche blanche	2000	8.1	9.8	8.8	9.4	36.1
33	MASSART Eva	La roche blanche	1999	7.6	9.7	8.9	9.8	36.0
34	ISRAEL-SION Enza	Limonest	1997	7.7	9.3	8.6	10.3	35.9
35	NOVARINNI Clarisse	Villeneuve sur Lot	2001	7.5	9.1	9.8	9.3	35.7
	IRIE Solèfé	Vénissieux	2002	7.9	10.0	9.1	8.7	35.7
	NOVAIS Anna	La roche blanche	2002	8.2	9.5	7.9	10.1	35.7
38	COURET PICHON Amélys	La roche blanche	2000	7.2	10.0	9.1	9.3	35.6
39	CARTIER Léonie	Bailleul	1998	7.7	9.1	9.7	8.9	35.4
	COTE Coline	Jonage	1991	7.9	8.1	9.6	9.8	35.4
	CAYRE Bertille	Limonest	2004	8.7	8.8	9.4	8.5	35.4
42	CASTALDO Laura	Vénissieux	1998	8.1	7.3	10.1	9.6	35.1
43	CHRISTIAENS Chloé	Bailleul	1999	6.9	9.4	9.2	9.4	34.9
44	DUBUJADOUX Alice	Gueret	2000	7.1	9.1	8.8	9.7	34.7
45	DUC LAURA	Limonest	1999	8.0	7.7	8.8	9.7	34.2
46	MEUNIER TIPHANIE	Le chambon feugerolles	1997	8.1	8.2	8.6	9.1	34.0
47	CABALLE Zia	Villeneuve sur Lot	2000	8.0	9.0	8.3	8.2	33.5
48	MAREIX Maud	Gueret	2003	7.5	8.0	7.3	8.6	31.4
49	AUDUC Sophie	Jonage	1981	7.7	0.0	7.0	9.3	24.0
50	BESSET Laura	Le chambon feugerolles	1995	7.9	0.0	6.6	6.5	21.0
51	DELAVIER Lou	Bailleul	2002	7.0	0.0	0.0	7.0	14.0
52	ROLLAND Marie anne	Gueret	1990	0.0	0.0	0.0	0.0	0.0

5. FEMININ NIVEAU7 11 + . SA_DA (individuels)

5.1. Résultats par équipes

	Equipe	Club					Total
1	Echirolles ALE	38--Echirolles Amicale Laique Gym	32.8	38.3	36.9	37.1	145.1
2	Autun	71--LA VAILLANTE	32.8	37.2	36.8	35.6	142.4
3	Tonneins	47--Gym pour tous sj tonneins	32.8	36.4	35.9	36.5	141.6
4	Trets	13--Gymnastique sportive tretsoise	32.7	37.1	35.8	35.9	141.5
5	Villeneuve sur yonne	89--Elan Gymnique de Villeneuve sur Yonne	32.9	35.3	36.4	36.7	141.3
6	Fives	59--St maurice fives	32.5	35.6	35.0	36.1	139.2
7	Bousbecque	59--Bousbecque	33.0	35.3	35.7	34.2	138.2
8	Ris Orangis	91--Union sportive de ris-orangis	29.6	36.0	35.2	36.9	137.7
9	Thiers	63--Ste gymnastique la thiernoise	32.8	34.5	32.9	34.7	134.9
10	Muret 2	31--Le Ralliement	28.3	35.1	35.2	35.7	134.3
11	La chatre	36--Union sportive la chatre	30.0	34.9	36.1	32.8	133.8
12	Esvres	37--Gymnastique Sportive Esvres	29.6	37.0	33.8	32.7	133.1
13	Cabestany 2	66--Coc gymnastique	31.3	34.2	33.2	31.6	130.3
14	Bouc bel air	13--Bouc bel air gymnastique	25.8	28.3	37.0	28.2	119.3

5.2. Résultats individuels





	Gymnaste	Equipe	Annee					Total
1	STEIL Karla	Bouc bel air	2004	8.9	9.4	9.3	9.4	37.0
	CALAS Laetitia	Esvres	1980	8.9	9.9	9.3	8.9	37.0
3	PEREZ Carolane	Bouc bel air	2002	8.4	9.8	9.1	9.3	36.6
	RAMBACH Raphaelle	Bouc bel air	2003	8.5	9.1	9.5	9.5	36.6
	RICHARD COHET Maëva	Echirolles ALE	1991	7.9	9.7	9.7	9.3	36.6
6	DA CRUZ Fiona	Villeneuve sur yonne	2001	8.7	9.1	9.4	9.2	36.4
7	GUIDUCCI Karine	Echirolles ALE	1991	8.6	9.1	9.2	9.4	36.3
8	DURIEZ Clémentine	Echirolles ALE	2002	8.1	9.8	8.9	9.3	36.1
9	BOUCHERON Laora	Autun	2004	8.5	9.4	9.0	9.1	36.0
	VILLEMER Alyssia	Villeneuve sur yonne	1998	8.2	9.6	9.1	9.1	36.0
11	KHEBIZI Malou	Trets	2003	8.4	9.6	8.9	8.9	35.8
	ARIZTEGUI Lou anne	Autun	2004	8.0	9.2	9.3	9.3	35.8
13	TRUONG Lilou	Tonneins	2003	8.3	9.3	9.0	9.0	35.6
14	BENOIT DUPREZ Clémence	Bousbecque	2000	8.4	8.9	9.3	8.7	35.3
15	MOHAMED CHAYKHI Lara	Echirolles ALE	2002	8.1	9.4	8.6	9.1	35.2
16	POITOU Alice	Trets	2002	7.7	9.4	9.0	9.0	35.1
17	ISINGO Patience	Fives	2002	8.6	8.7	8.7	9.0	35.0
	HORTION Clarisse	Tonneins	2003	8.1	9.1	8.7	9.1	35.0
	MATHIEU Lisa	Autun	2002	7.6	9.3	9.0	9.1	35.0
20	DUPIN Emeline	Tonneins	2002	7.3	9.0	9.4	9.2	34.9
21	TRINDADE Clarisse	Muret 2	2001	7.5	9.0	9.1	9.2	34.8
	SERVAT Justine	Tonneins	2004	8.1	8.8	8.8	9.1	34.8

23	GUIOL Sophie	Trets	2002	8.6	8.7	8.3	9.1	34.7
	IKHIYATANE Laetitia	Esvres	1980	8.2	8.8	9.0	8.7	34.7
	TRIGO Loane	Villeneuve sur yonne	2003	7.8	8.7	9.1	9.1	34.7
26	MOREAU Amandine	La chatre	2004	7.6	9.3	9.2	8.5	34.6
	TAFERE Sarah	Echirrolles ALE	2002	8.0	8.9	8.6	9.1	34.6
	BERNARD Marie-lou	Autun	2004	8.2	8.9	9.4	8.1	34.6
29	BAR Zoe	Fives	2003	8.0	9.0	8.5	9.0	34.5
	MACEDO Ana rita	Trets	2002	8.0	9.0	8.9	8.6	34.5
	LECCA Leonie	Autun	2004	8.1	9.3	9.1	8.0	34.5
32	LELEVET Jade	Ris Orangis	2001	7.0	9.6	8.8	9.0	34.4
	TRAVERS MAELLE	Ris Orangis	2002	7.2	8.7	9.0	9.5	34.4
34	JAMETTE Thais	Trets	2003	7.2	9.1	9.0	8.9	34.2
35	DELAHOUSSE Gabrielle	Bousbecque	1999	8.2	8.5	8.8	8.6	34.1
36	MANTHE Callysta	Ris Orangis	2004	7.0	8.8	9.0	9.1	33.9
	CAZANOVES Carla	Tonneins	2003	8.3	8.0	8.5	9.1	33.9
	CHABANNE Julia	Thiers	2003	8.4	8.9	8.3	8.3	33.9
39	SINSOULIEU Melodie	Fives	1993	8.1	9.0	8.1	8.6	33.8
	MORATO Chiara	Trets	2002	7.6	9.0	8.6	8.6	33.8
	ANIQUE Noémie	Thiers	2003	8.3	7.9	8.7	8.9	33.8
	BOUMAKEL Zohra	Bousbecque	2000	8.4	9.2	8.7	7.5	33.8
	DEMARCK Camille	Bousbecque	2003	8.0	8.3	8.9	8.6	33.8
44	GAMEIRO Emma	Ris Orangis	2000	8.0	8.9	7.6	9.2	33.7
	LALLEMENT Ambre	Fives	2004	7.8	7.8	8.9	9.2	33.7
	LALOYAUX Lorine	Fives	2001	7.0	8.9	8.9	8.9	33.7
	MAUFAUGERAT Lisa	Tonneins	2003	8.1	9.0	7.5	9.1	33.7
48	AUSSOURD Léa	La chatre	2003	7.7	8.5	8.8	8.5	33.5
49	GABIN Manon	Villeneuve sur yonne	1994	7.4	7.9	8.8	9.3	33.4
50	DELOGE Mila	Muret 2	2002	7.0	8.7	8.8	8.6	33.1
51	GASPAR Marine	Ris Orangis	2001	7.4	8.1	8.4	9.1	33.0
	TRICOCHÉ Solene	Muret 2	2004	6.7	8.7	8.7	8.9	33.0
	LEBLEVEC Maelle	Thiers	2003	7.9	8.9	7.5	8.7	33.0
54	LAMBERT Charlotte	Cabestany 2	2001	7.1	8.8	8.2	8.7	32.8
55	REVELON Océane	La chatre	2004	7.4	8.6	9.0	7.6	32.6
56	LAMBREIT Coralie	Bousbecque	2003	8.0	8.7	8.4	7.4	32.5
57	COME Mathilde	Muret 2	2002	7.0	8.7	7.9	8.7	32.3
58	RIBECHINI Ymara	Cabestany 2	2003	8.2	8.6	8.1	7.3	32.2
59	GROSMOND Lucy	Thiers	2002	7.1	8.6	7.6	8.8	32.1
	ROUSIERES Perrine	Villeneuve sur yonne	2000	7.7	7.7	8.7	8.0	32.1
61	CHALANCON Sarah	La chatre	2002	7.0	8.5	8.3	8.2	32.0
	PÉRÈS Agathe	La chatre	2004	7.3	8.3	9.1	7.3	32.0
63	VIESSIERE Erika	Cabestany 2	2003	8.1	8.3	8.9	6.6	31.9
	BESNIER Lucie	Villeneuve sur yonne	2000	8.2	7.2	7.5	9.0	31.9
	DUBOIS Flavie	Bousbecque	2001	6.9	8.2	8.5	8.3	31.9
66	DUPUY Lorine	Muret 2	2002	6.8	7.6	8.5	8.7	31.6
67	SCHEVEIG Elisa	Cabestany 2	2002	7.6	8.0	7.7	8.1	31.4
	FARGE Périane	Thiers	2003	8.2	7.4	8.3	7.5	31.4
69	YILDIRIM Melisse	Fives	2004	7.8	7.2	7.3	8.9	31.2
70	LAMBERT Julie	Cabestany 2	2003	7.1	8.5	8.0	7.4	31.0
71	MORENO Anna	Cabestany 2	2001	7.4	8.2	7.9	7.4	30.9
	BEAUVAIS Aurelie	Esvres	1975	6.4	9.1	7.9	7.5	30.9
73	DUPIN Clemence	Muret 2	2001	6.7	6.6	8.6	8.9	30.8
74	SUDRE Anne	Esvres	1974	6.1	9.2	7.6	7.6	30.5
75	VIVIER Maud	La chatre	2004	6.8	7.3	8.6	7.5	30.2
76	MENDES Flavie	Thiers	2004	6.2	8.1	7.5	8.3	30.1
77	HAMOUCHE Célia	Echirrolles ALE	2002	0.0	9.4	9.1	8.9	27.4
78	ABDGRALL Solenn	Bouc bel air	2003	0.0	0.0	9.1	0.0	9.1


79	JOUVE Nuna	Bouc bel air	2001	0.0	0.0	0.0	0.0	0.0
	MEULY Capucine	Bouc bel air	2004	0.0	0.0	0.0	0.0	0.0
	DUPUIS Valerie	Esvres	1971	0.0	0.0	0.0	0.0	0.0
	LEVEQUE Celine	Esvres	1984	0.0	0.0	0.0	0.0	0.0

6. FEMININ NIVEAU4 14-18 ans . SA_DA (individuels)

6.1. Résultats par équipes

	Equipe	Club					Total
1	Douai	59--Douai	26.8	35.3	33.8	33.7	129.6
2	Belleville sur saone	69--Gym club belleville beaujolais	27.3	34.5	32.7	34.1	128.6
3	Anse	69--Jeunesse ansoise	27.3	34.5	32.9	33.7	128.4
4	Muret	31--Le Ralliement	26.7	34.1	32.4	33.6	126.8
5	Chilly Morangis	91--Cgmc	25.8	34.4	32.7	33.7	126.6
6	A. Dreux	28--Alliance de dreux gymnastique	26.4	33.7	32.3	32.7	125.1
7	Albens	73--Union gymnique albens	26.2	33.0	33.0	32.3	124.5
8	Bailleul	59--Avenir de bailleul	26.6	33.0	32.3	32.4	124.3
9	Blaye	33--A.L.BLAYE GYM	27.0	30.8	32.5	32.7	123.0
10	Issoire	63--L issoirienne	26.0	31.5	32.6	32.3	122.4
11	Lormont	33--Club gymnique lormontais	25.9	33.8	31.7	30.9	122.3
12	Portet sur garonne	31--Portet gym	25.3	32.6	31.4	32.8	122.1
13	Perpignan	66--Uscm	25.5	32.5	31.8	31.8	121.6
14	Annet sur marne	77--Annet sur marne	17.5	30.4	32.8	32.8	113.5





6.2. Résultats individuels

	Gymnaste	Equipe	Annee					Total
1	BARAKA AMINA	Douai	2000	9.8	11.8	11.5	11.7	44.8
2	CHUZEVILLE Clara	Belleville sur saone	2000	9.2	11.8	11.2	11.6	43.8
3	CLOUVEL Fanny	Anse	2001	9.3	11.7	10.8	11.3	43.1
4	BECAERT Lucy	Bailleul	2001	9.1	11.6	11.0	11.1	42.8
5	GREUILLET Meghan	Chilly Morangis	1999	8.6	11.8	11.0	11.3	42.7
6	BEROUJON Lorene	Belleville sur saone	2000	9.1	11.0	11.1	11.4	42.6
7	KUCIA Sabrina	A. Dreux	2001	8.8	11.5	10.8	10.9	42.0
8	GIRARDIN Marion	Chilly Morangis	2001	8.6	11.4	10.8	11.1	41.9
	DALEME Celia	Muret	1998	8.9	11.2	10.5	11.3	41.9
	THOMAS Sasha	Muret	2000	9.0	11.2	10.7	11.0	41.9
	BOUCA Johanna	Issoire	1997	8.7	11.2	11.0	11.0	41.9
12	VARSVAUX Emma	Chilly Morangis	2000	8.6	11.0	10.9	11.3	41.8
	HERAUD Alexia	Anse	2001	9.1	11.8	9.6	11.3	41.8
	SAMSOEN Chloe	Anse	1999	8.9	11.0	10.8	11.1	41.8
	METAIS Johanna	Albens	2001	9.0	11.1	10.8	10.9	41.8
16	METEL Louise	Douai	1999	7.8	11.6	11.1	11.1	41.6
	MIGLIAVACCA Louna	Muret	1999	8.8	10.7	10.8	11.3	41.6
	EMONET Lea	Albens	1998	8.9	10.9	11.1	10.7	41.6
19	COUILLEZ Valentine	Douai	2001	8.2	11.2	11.2	10.9	41.5
20	LOSBAR Joyce	Portet sur garonne	1998	8.6	11.0	10.6	11.2	41.4
21	COLLET Célya	A. Dreux	2001	8.7	11.4	10.4	10.8	41.3
	LEFEBVRE Elodie	Annet sur marne	2001	8.8	10.5	11.1	10.9	41.3
	LAMY Morgane	Lormont	2000	8.6	11.6	10.6	10.5	41.3
24	VOISIN Fiona	Anse	2001	8.8	10.9	10.7	10.7	41.1
25	SZLAPKA Elysa	Bailleul	2001	8.9	10.9	10.3	10.9	41.0
	LECONTE Maelis	Blaye	1999	9.3	9.6	10.9	11.2	41.0
27	MARTEL Margaux	Perpignan	1997	8.1	11.4	10.2	11.2	40.9





	MADINIER Abbygaelle	Belleville sur saone	1998	8.7	11.5	9.6	11.1	40.9
29	AUBERVAL Marion	Blaye	2001	9.0	10.2	11.0	10.6	40.8
30	CAMPOS Lucie	Lormont	1999	8.4	11.2	10.7	10.4	40.7
31	COUSTOU Marion	A. Dreux	2001	8.9	10.8	9.9	11.0	40.6
32	RINGOT Anais	Bailleul	2000	8.6	10.5	11.0	10.4	40.5
	BELZUNCES Melissa	Muret	2001	8.4	11.7	9.4	11.0	40.5
	BOURDON Sarah	Belleville sur saone	1998	9.0	11.2	10.4	9.9	40.5
35	VARAEZ Nadège	Perpignan	1999	8.6	11.1	10.4	10.3	40.4
36	LAGORSSE Maud	Portet sur garonne	1998	8.3	10.7	10.4	10.9	40.3
37	SIMONIN Léa	Issoire	1999	8.0	10.2	11.1	10.9	40.2
	VAUTRIN Karen	Issoire	1998	9.2	10.1	10.5	10.4	40.2
39	GEINDRE Mila	Lormont	2000	8.9	11.0	10.2	10.0	40.1
	CHAVANEL Ophélie	Albens	2000	7.8	11.0	11.1	10.2	40.1
41	AMIGUAS Marie	Perpignan	1999	8.7	9.8	11.2	10.3	40.0
42	LEITAO Clélia	Chilly Morangis	2001	8.3	11.2	9.6	10.8	39.9
43	DI MARTINO Romane	Annet sur marne	1999	8.7	9.0	10.6	11.1	39.4
44	FEYDIEU Andrea	Blaye	2001	8.4	11.0	9.9	9.9	39.2
45	CATIEAU Naomi	Bailleul	1999	8.5	9.9	10.3	10.4	39.1
46	LECOMPTE Margot	Chilly Morangis	2001	7.9	10.0	10.0	11.1	39.0
	DEMORTIER Florence	Portet sur garonne	1999	8.4	9.5	10.4	10.7	39.0
48	ESPANOL Marion	Portet sur garonne	1998	8.0	10.9	10.0	9.7	38.6
49	SCHUTT Mathilde	Issoire	1998	8.0	9.7	10.4	10.2	38.3
50	VARTANIAN Marie	Albens	2000	8.2	9.1	9.9	10.7	37.9
51	FOUCHE Louise	Muret	1999	8.2	8.2	10.9	10.1	37.4
	JOUAN Typhaine	Blaye	2000	8.4	7.9	10.6	10.5	37.4
53	DHOTE Marine	Albens	1999	8.3	8.8	10.3	9.9	37.3
54	LETESSIER Lison	Lormont	1998	7.8	9.8	10.4	9.0	37.0
55	CASSAN Chloe	Perpignan	1997	8.2	10.0	8.5	9.9	36.6
56	FILLAUX Elise	Blaye	2001	8.7	5.1	10.0	10.9	34.7
57	DRIEUX Solène	Annet sur marne	2000	0.0	10.9	11.1	10.8	32.8
58	ROBILLARD Julie	Douai	2000	8.8	11.9	0.0	10.7	31.4
59	LORON Melanie	Belleville sur saone	1998	7.7	3.9	9.5	9.4	30.5
60	RAY Johanna	Anse	2000	8.1	0.0	11.3	10.8	30.2
61	ORECCHIA Floriane	A. Dreux	1999	7.8	0.0	10.3	10.8	28.9
62	POTDEVIN Léna	A. Dreux	1999	0.0	10.2	11.1	0.0	21.3
63	MAVEL Magali	Issoire	1997	8.1	0.0	0.0	0.0	8.1
64	LEBAS Romane	Lormont	1999	0.0	0.0	0.0	0.0	0.0

7. FEMININ NIVEAU7 11 + . SA_DA (B) (individuels)

7.1. Résultats par équipes

	Equipe	Club					Total
1	Nivolas vermelle	38--Nivolas alep espoir gymnique	34.4	38.2	37.2	38.1	147.9
2	L isle d Abeau	38--Gym d'Abeau	34.9	38.1	37.2	37.1	147.3
3	A. Dreux	28--Alliance de dreux gymnastique	34.8	36.8	37.4	36.4	145.4
4	Osny	95--Espoirs gymniques d'osny	32.7	36.8	37.1	35.6	142.2
5	Yerres	91--Gym club yerrois	33.5	33.1	37.2	35.8	139.6
6	Luynes	37--AS LUYNES GYM-ENFANTS	29.7	36.3	35.7	37.1	138.8
7	Calais	62--Etoile de Calais	30.9	33.9	35.6	38.1	138.5
8	Portet sur garonne	31--Portet gym	31.3	34.8	35.9	36.2	138.2
9	Laverune	34--Gymnastique foyer rural laverune	31.5	34.1	35.7	35.3	136.6





7.2. Résultats individuels

	Gymnaste	Equipe	Annee					Total
1	LAVERGNE Juliette	L isle d Abeau	2004	8.9	9.8	9.4	9.6	37.7
2	RISTITCH Anaïs	A. Dreux	2001	8.8	9.2	9.6	9.4	37.0
3	DUBOIS Charline	Nivolas vermelle	2004	8.7	9.4	9.0	9.8	36.9
	MOREL Candice	Nivolas vermelle	2004	8.7	9.8	9.1	9.3	36.9
5	BONDY Lisa	Yerres	2003	8.7	9.0	9.7	9.4	36.8
	FERNANDEZ Cassandra	Nivolas vermelle	2004	8.8	9.1	9.5	9.4	36.8
7	KHNINOUCHE Myriam	A. Dreux	2003	8.7	9.4	9.3	9.1	36.5
	JAILLOT Amelie	Nivolas vermelle	2004	8.0	9.6	9.5	9.4	36.5
9	JARLOT FANTIN Maelann	A. Dreux	2003	8.6	9.3	9.3	9.0	36.2
	GUERIN Laure	Nivolas vermelle	2004	8.2	9.4	9.1	9.5	36.2
11	CHOMEL Marine	L isle d Abeau	2004	8.7	9.7	9.1	8.6	36.1
12	FERCHICHE Alya	L isle d Abeau	2003	8.8	9.4	8.5	9.2	35.9
13	FRAZ Adele	Osny	2003	8.7	9.5	9.8	7.8	35.8
14	LANGREAU Cassandre	Osny	2002	8.2	9.4	8.9	9.1	35.6
	CHUZEVILLE Ema	L isle d Abeau	2002	8.5	8.8	9.2	9.1	35.6
16	LOUIS SEBAUT Fiona	A. Dreux	2002	8.7	8.8	9.1	8.9	35.5
17	REYNAUD Camille	Yerres	2002	8.7	8.7	9.4	8.6	35.4
	DELMAS Eloane	Laverune	2003	8.0	8.7	9.5	9.2	35.4
19	AURIAC Marylou	Portet sur garonne	2003	8.0	8.7	9.0	9.4	35.1
20	VALLET Charlène	Yerres	2001	8.4	8.5	9.3	8.8	35.0
	MILLIN Pauline	Calais	2001	7.9	8.5	9.1	9.5	35.0
	GARCIA VANSMEVOORDE Alix	Luynes	2002	7.5	9.2	8.9	9.4	35.0
23	COLIN Ena	Portet sur garonne	2003	8.0	8.9	8.7	9.2	34.8
	DUBARRY Lelia	Laverune	2004	8.4	8.3	8.8	9.3	34.8
25	PARADE Manon	Osny	2003	7.9	9.0	8.9	8.9	34.7
26	HIRTI Louisa	A. Dreux	2003	7.9	8.9	8.9	8.9	34.6
27	GUIHAUMON Lea	Laverune	2003	8.2	8.5	9.3	8.5	34.5
28	CADET Marine	Calais	2001	7.9	8.7	8.4	9.3	34.3
	SARES Auréa	Luynes	2001	7.4	8.9	8.5	9.5	34.3
30	MAZZOLA Célia	Portet sur garonne	2003	8.0	8.2	9.6	8.4	34.2





31	VERDILLON Romane	Luynes	2001	6.7	8.6	9.3	9.5	34.1
32	INACIO Lara	Osny	2003	6.9	8.8	9.4	8.8	33.9
	DURINDEL Axelle	Calais	2001	7.1	8.4	9.0	9.4	33.9
	FRERE Zoé	Calais	2002	8.0	8.3	8.3	9.3	33.9
35	ODDOUX Zoé	L isle d Abeau	1998	7.8	8.7	8.6	8.7	33.8
36	LEVOYET Elise	Nivolas vermelle	2003	7.6	9.1	8.2	8.8	33.7
37	DELABYE Mathilde	Calais	1997	6.2	8.3	9.1	9.9	33.5
	DESREUMAUX Jeanne	Luynes	2001	7.7	9.3	7.8	8.7	33.5
39	DANGOISSE Lou	Osny	2004	7.9	7.3	9.0	8.8	33.0
40	TRAN Emilie	Portet sur garonne	2002	7.3	9.0	8.5	8.1	32.9
	DOS SANTOS Lola	Luynes	2002	7.1	8.9	8.3	8.6	32.9
42	ASSIA KADI	A. Dreux	2002	6.6	8.8	9.2	8.0	32.6
43	HUART Anais	Osny	2004	6.7	8.9	8.1	8.8	32.5
44	PIKULA Annwenn	Yerres	2002	7.7	6.9	8.8	9.0	32.4
45	YELITCHITCH Meline	Laverune	2002	6.9	8.6	8.1	8.3	31.9
46	MEUNIER Claire	Portet sur garonne	2001	6.7	7.2	8.6	9.2	31.7
47	PIOT Louison	Calais	2002	7.1	8.2	7.2	9.0	31.5
48	CHIARADIA Marie	Portet sur garonne	2000	6.7	7.9	8.5	7.6	30.7
49	BOUCHACOURT Clara	L isle d Abeau	2004	0.0	9.2	9.5	9.2	27.9
50	ROUSSELEAU Ilona	Luynes	2002	0.0	8.3	9.0	8.5	25.8
51	MEDJABI Yaelle	Laverune	2004	0.0	0.0	0.0	0.0	0.0
	WAGNER Uma	Laverune	2004	0.0	0.0	0.0	0.0	0.0

8. FEMININ NIVEAU6 11-15 ans . SA_DA (individuels)

8.1. Résultats par équipes

	Equipe	Club					Total
1	St Martin d hères	38--Essm gymnastique	36.4	38.7	37.0	40.0	152.1
2	Belleville sur saone	69--Gym club belleville beaujolais	35.0	39.2	38.0	38.3	150.5
3	Bouc bel air	13--Bouc bel air gymnastique	34.7	38.7	37.9	38.0	149.3
4	Meylan 2	38--Aspa meylan	34.9	37.0	37.8	39.2	148.9
5	Montereau	77--Cs montereau	34.8	37.7	36.2	38.6	147.3
6	Bruges	33--Entente sportive bruges	34.4	35.8	36.8	38.2	145.2
7	Brie comte robert	77--Scbgym	33.0	37.4	36.1	38.4	144.9
8	Halluin	59--Halluin	35.1	37.1	36.0	36.4	144.6
9	Castelsarrasin	82--Le défi castelsarrasinois	34.4	36.5	35.9	37.6	144.4
	Hazebrouck	59--GYM'FLANDRE	35.2	34.6	36.3	38.3	144.4
11	Rochefort	63--C.O.M.E Gym	33.5	36.4	36.8	36.8	143.5
12	Combronde	63--COMBRONDE GYM	32.1	37.0	35.3	36.6	141.0
13	La cantalienne	15--La cantalienne	32.7	35.9	34.4	37.3	140.3
	Gradignan Gymnix	33--Gymnix	33.3	36.0	34.6	36.4	140.3

8.2. Résultats individuels

	Gymnaste	Equipe	Annee					Total
1	NETOUDYKATA ENORA	St Martin d hères	2003	9.1	10.0	9.7	10.1	38.9
2	LASSALLE Ninon	Belleville sur saone	2003	8.8	9.9	9.7	9.6	38.0
3	HERAULT Ena	Brie comte robert	2004	8.1	9.9	9.6	10.2	37.8
	LEBLEVEC Margot	Bouc bel air	2003	8.9	10.0	9.7	9.2	37.8
5	MARTIN Eva	St Martin d hères	2004	9.0	9.7	9.1	9.9	37.7
	STRIPPOLI NINA	St Martin d hères	2004	9.0	9.5	9.1	10.1	37.7
	DALLA COSTA Luna	Belleville sur saone	2002	8.6	9.7	9.7	9.7	37.7
8	DARGOT Emma	Belleville sur saone	2002	9.0	9.8	9.6	9.2	37.6
9	MACKER Anaïs	Hazebrouck	2000	9.1	8.9	9.6	9.9	37.5
10	GUENARD Marie	Bouc bel air	2003	8.7	9.1	9.8	9.7	37.3
	DA SILVA Madyson	St Martin d hères	2004	9.3	9.5	8.6	9.9	37.3
12	CHERISTIN Mayleen	Montereau	2004	8.9	9.4	9.2	9.7	37.2
	REYMOND Louise	Meylan 2	2004	8.5	9.3	9.6	9.8	37.2
14	CHABROL Alix	Meylan 2	2004	8.7	9.4	9.2	9.8	37.1
15	CORNEILLAN Auryanne	Montereau	2003	8.7	9.4	9.3	9.5	36.9
	GHAZI Lea	Castelsarrasin	2003	8.9	9.3	9.2	9.5	36.9
17	GUETH Lucie	Belleville sur saone	2002	8.5	9.5	9.0	9.8	36.8
18	ROUSSET FAVIER Justine	St Martin d hères	2003	8.4	9.4	9.1	9.8	36.7
19	SEITE Lauren	Bouc bel air	2002	8.2	9.6	9.3	9.5	36.6
	BERLIOZ-ARTHAUD Mathilde	Belleville sur saone	2001	8.6	9.8	9.0	9.2	36.6
21	BOYER Aurore	Meylan 2	2003	8.2	9.2	9.7	9.4	36.5
22	FRANCOIS Marie	Montereau	2002	8.6	8.8	9.2	9.7	36.3
	COUSTENOBLE Bleuenn	Bouc bel air	2003	8.6	9.6	9.1	9.0	36.3
	LACLEF Zoé	Bouc bel air	2002	8.5	9.5	8.7	9.6	36.3
	PEREIRA RIBEIRO Sara	Bruges	2003	8.4	9.2	9.2	9.5	36.3

	LIMBERGER Kimberley	Castelsarrasin	2003	8.6	9.0	9.2	9.5	36.3
27	TEMPREMENT Maeleen	Montereau	2004	8.6	9.7	8.4	9.5	36.2
	CHAPELET Capucine	Meylan 2	2004	8.8	9.1	9.0	9.3	36.2
	TAGUI Nora	St Martin d hères	2003	8.4	9.3	8.6	9.9	36.2
	DELONVILLE Lea	Halluin	2003	8.7	9.2	9.0	9.3	36.2
31	PETIT Eva	Bruges	2003	8.8	8.9	9.0	9.4	36.1
	WAGEMANS Albane	Meylan 2	2003	8.9	9.0	8.3	9.9	36.1
33	SUBERVIE Angele	Gradignan Gymnix	2003	8.3	9.4	9.1	9.2	36.0
	EL BARAKA Kaoutar	Castelsarrasin	2003	8.7	9.2	8.6	9.5	36.0
	LATOUR Laurie	Halluin	2000	8.7	8.8	9.2	9.3	36.0
36	DEKEERLE Marte	Halluin	2004	8.8	9.4	9.0	8.7	35.9
	PERRIER Anais	Rochefort	2002	8.5	9.1	9.2	9.1	35.9
38	DEFOY Mahona	Bruges	2003	8.2	9.2	9.2	9.2	35.8
	PECHADRE Loane	Bruges	2003	8.8	8.5	8.9	9.6	35.8
	PERRIER Justine	Rochefort	2002	7.9	9.3	9.2	9.4	35.8
41	GRIMOND Elisa	Brie comte robert	2003	8.1	9.4	8.8	9.4	35.7
	AUZOLLE Louisa	La cantalienne	2004	8.6	9.5	8.6	9.0	35.7
	DEPREZ Leane	Halluin	2004	8.9	9.0	8.8	9.0	35.7
44	RIBEIRO Elsa	Brie comte robert	2001	8.4	9.0	8.9	9.3	35.6
	CZINKOCZKY Dora	Meylan 2	2003	8.2	8.4	9.3	9.7	35.6
	CATTEAU Marine	Halluin	2004	8.5	9.5	8.8	8.8	35.6
47	FRAMERY Noémie	Hazebrouck	2001	8.6	8.5	9.0	9.4	35.5
48	MOREL Laura	Gradignan Gymnix	2002	8.6	8.7	8.8	9.3	35.4
	BIOUGNE Anaëlle	Combronde	2000	8.3	9.1	8.6	9.4	35.4
50	DIXON Jane-emilie	Gradignan Gymnix	2002	8.3	9.3	8.5	9.1	35.2
	CHASSAING Tifanie	Combronde	2002	6.9	9.7	9.3	9.3	35.2
	COHANDON Justine	Rochefort	2003	7.6	9.1	9.2	9.3	35.2
	VANHEE Louise	Hazebrouck	2001	8.0	8.6	9.0	9.6	35.2
54	CANNICIONI Sarah	Brie comte robert	2000	8.3	9.1	8.2	9.5	35.1
	VALES Clemence	Bruges	2003	8.4	8.5	8.5	9.7	35.1
	BOUCHARD Marie	Hazebrouck	2002	8.6	8.4	8.7	9.4	35.1
	CLEENEWERCK Lucie	Hazebrouck	2001	8.9	8.6	8.4	9.2	35.1
58	POLATO Ophelie	Castelsarrasin	2002	8.2	8.9	8.9	8.9	34.9
59	BRUGEL Marie	Montereau	2001	7.2	9.2	8.3	9.7	34.4
60	MOURGUES Eva	La cantalienne	2003	8.4	8.8	8.1	8.9	34.2
	BONY Justine	Rochefort	2002	8.5	8.9	8.8	8.0	34.2
62	HEBBADA Melodie	Bruges	2004	8.0	7.2	9.4	9.4	34.0
63	FAUS Mathilde	Montereau	2003	8.1	7.9	8.5	9.3	33.8
	COLLIN Romane	Combronde	2001	8.0	9.0	8.0	8.8	33.8
	VOYER Harmonie	Combronde	2001	7.5	9.2	8.1	9.0	33.8
66	DELTRIEU Alexane	La cantalienne	2002	7.9	8.0	8.6	9.1	33.6
	PROUILHAC Clara	Gradignan Gymnix	2004	8.1	8.6	8.1	8.8	33.6
	GAYTE Lea	Combronde	2000	8.3	7.1	9.3	8.9	33.6
	BONNET Lalie	Rochefort	2004	8.6	8.0	8.6	8.4	33.6
70	POUSSEROT Camille	Brie comte robert	2004	8.2	8.8	8.3	8.2	33.5
71	ALLAEYS Eve	Hazebrouck	2002	8.5	6.9	8.6	9.4	33.4
72	SALVADORI Jade	Castelsarrasin	2004	8.2	9.0	6.9	9.1	33.2
73	FENOUILLET Chloé	Rochefort	2003	7.9	6.9	9.2	9.0	33.0
74	FONTAINE Louise	Gradignan Gymnix	2002	7.7	8.3	8.2	8.6	32.8
75	RAMBACH Nais	Bouc bel air	2002	6.9	9.3	7.8	8.5	32.5
76	ULMET Eline	La cantalienne	2004	7.1	7.6	8.3	9.2	32.2
77	BOURGEOIS Marine	Brie comte robert	2003	8.1	7.1	8.8	7.9	31.9
	RAFFY Ophélie	La cantalienne	2002	7.8	6.7	7.9	9.5	31.9
79	BOUCHET Manon	Belleville sur saone	2001	6.8	9.3	7.7	7.1	30.9
80	VOLTO Julie	Gradignan Gymnix	2003	8.0	6.0	7.6	8.7	30.3
81	CAILLIET Camille	Castelsarrasin	2000	6.4	5.7	7.5	9.1	28.7

82	DELORT Clarisse	La cantalienne	2004	0.0	9.6	8.9	9.5	28.0
83	NESTRIGUE Mae	Combronde	2000	0.0	6.7	0.0	8.7	15.4