









Résultats de la compétition
Demi-finales nationales G1
Mouvoux
20 et 21 mai 2017

1. FEMININ NIVEAU2 11 + . SA_DA (individuels)

1.1. Résultats par équipes





	Equipe	Club					Total
1	Brie comte robert	77--Scbgym	30.7	33.2	31.9	34.1	129.9
2	Pontoise	95--SPG Pontoise	26.4	33.8	32.5	32.8	125.5
3	Vaires	77--Us Vaires	30.7	33.4	29.2	31.2	124.5
4	Loos	59--Loos	29.6	29.0	33.0	32.3	123.9
5	Eragny	95--Gsa eragny	27.3	31.3	31.6	31.6	121.8
6	Champigny	94--RSCChampigny gym	27.5	30.1	31.2	32.4	121.2
7	Faches	59--Faches thumesnil	24.5	31.7	33.8	30.6	120.6
8	Athis Mons	91--Uso Athis Mons	0.0	0.0	0.0	0.0	0.0

1.2. Résultats individuels





	Gymnaste	Equipe	Annee					Total
1	KAPKPO Marine	Brie comte robert	2001	11.0	11.2	10.8	11.4	44.4
2	POUY Maylis	Brie comte robert	2002	9.7	10.7	11.6	11.3	43.3
3	DE-CROOCK Erine	Loos	1995	10.0	10.7	10.6	11.8	43.1
4	LEBETTRE Manon	Pontoise	1994	9.2	11.8	10.9	10.6	42.5
5	GRIETTE Laurine	Vaires	2001	10.8	10.8	9.8	10.3	41.7
	RONGIER Marjolaine	Pontoise	1998	8.0	11.8	11.0	10.9	41.7
7	BERNAT Cathy	Pontoise	1994	9.2	10.2	10.6	11.3	41.3
	BEAUJON Manon	Eragny	1997	9.8	10.3	11.1	10.1	41.3
9	TEMPIER Roxane	Champigny	2000	9.0	10.2	10.9	11.1	41.2
10	DEBRUYNE Julie	Loos	2001	10.5	9.8	11.0	9.8	41.1
11	GAUSSOT Léa	Vaires	1999	9.8	11.4	9.7	10.0	40.9
12	CASTANS Mélissandre	Eragny	1991	8.7	10.2	10.8	11.1	40.8
13	TOUTIN Marianne	Vaires	1995	9.7	11.2	9.7	10.1	40.7
14	DIBENEDETO Laura	Brie comte robert	1989	9.6	10.4	8.5	11.4	39.9
15	DE SAINT CHARTRIER Laura	Brie comte robert	2000	10.0	11.3	7.6	10.8	39.7
16	LERUS Léanna	Brie comte robert	2002	9.2	9.6	9.5	11.1	39.4
17	BUFFIN Ilana	Champigny	2003	9.4	10.1	9.2	10.4	39.1
18	ALCHOURROUN Camille	Vaires	2004	10.1	8.5	9.6	10.8	39.0
19	JANICHON Coraline	Eragny	1998	7.6	10.7	9.7	10.4	38.4
20	CASTANS Apolline	Eragny	1994	8.8	10.3	9.6	9.6	38.3
21	DELANGUE Emma	Faches	2001	8.3	9.6	9.7	10.2	37.8
22	SOARES Anna lydia	Loos	1998	8.4	7.6	11.4	10.2	37.6
23	CHAIX Manon	Champigny	1987	8.4	9.8	8.9	10.3	37.4
24	BEAUJON Lisa	Eragny	1997	7.1	9.8	9.0	9.2	35.1
25	BIKKA Lea	Faches	2001	0.0	11.7	12.0	10.7	34.4
26	BENOIT Aurélie	Champigny	1990	9.1	7.6	7.2	10.2	34.1
27	MERDJI Anissa	Faches	2000	7.9	7.2	8.3	9.5	32.9
28	BULTEAU Laura	Faches	1998	8.3	8.3	6.5	9.7	32.8
29	FAHMI Souad	Champigny	1989	0.0	8.6	11.1	10.9	30.6
30	ARONDAL Stacy	Loos	1992	9.1	8.5	0.0	10.3	27.9
31	BEHAGUE Margot	Faches	1999	0.0	10.4	12.1	0.0	22.5
32	ALCHOURROUN Margot	Vaires	2000	0.0	8.0	9.1	0.0	17.1
33	LEIGNEL Morgane	Loos	1992	0.0	0.0	0.0	8.0	8.0
34	CABOS Julie	Athis Mons	1989	0.0	0.0	0.0	0.0	0.0
	DEFFORGE Juliette	Athis Mons	1999	0.0	0.0	0.0	0.0	0.0
	GIAMPOALI Gersendre	Athis Mons	1997	0.0	0.0	0.0	0.0	0.0
	GRAUS Nicole	Athis Mons	1990	0.0	0.0	0.0	0.0	0.0
	RIBEIRO Marianne	Athis Mons	2001	0.0	0.0	0.0	0.0	0.0

2. FEMININ NIVEAU3 11 + . SA_DA (individuels)

2.1. Résultats par équipes

	Equipe	Club					Total
1	Morsang sur orge	91--Morsang sur Orge	29.8	33.1	35.0	35.2	133.1
2	Montereau	77--Cs montereau	29.9	34.3	33.7	34.5	132.4
3	Douai	59--Douai	28.2	33.7	34.7	35.5	132.1
4	Plessis paté	91--EGPP	28.7	31.7	34.4	35.1	129.9
	LUC gym	59--Luc gym	30.1	32.5	33.2	34.1	129.9
6	Brie comte robert	77--Scbgym	27.4	33.1	34.0	34.2	128.7
7	Vaires	77--Us Vaires	27.7	33.6	33.3	33.8	128.4
	Rungis	94--Rungis	28.3	32.4	34.9	32.8	128.4
9	Les Clayes	78--Usmclayes sous bois gymnastique artistique	27.0	32.0	32.8	35.1	126.9
10	A. Dreux	28--Alliance de dreux gymnastique	26.7	31.8	34.1	34.0	126.6
11	Andrésy	78--Andrésy	27.4	32.8	33.2	33.0	126.4
12	Gonesse	95--Association sportive et gymnique de gonesse	28.1	31.2	34.1	32.6	126.0
13	Wingles	62--Wingles	25.6	31.0	33.3	34.2	124.1
14	Houilles 1	78--Avant-Garde de Houilles	26.7	30.5	32.5	32.6	122.3
15	Orsay	91--Caorsay	26.8	30.8	32.0	32.3	121.9







2.2. Résultats individuels

	Gymnaste	Equipe	Annee					Total
1	PROUTEAU Marine	Morsang sur orge	1996	10.7	11.9	12.1	11.7	46.4
2	ROBILLARD Julie	Douai	2000	9.7	12.1	12.2	11.8	45.8
3	BARAKA AMINA	Douai	2000	9.9	11.7	11.5	11.9	45.0
4	GOLLIAU Lucille	Montereau	1997	10.6	11.9	11.0	11.3	44.8
5	PHIBEL Loretta	Montereau	2004	10.0	11.4	11.5	11.2	44.1
6	POTTIN Cassandre	Plessis paté	2001	9.0	11.6	11.7	11.7	44.0
7	LECLERC Mathilde	LUC gym	1996	10.6	11.1	10.7	11.2	43.6
8	LEFEVRE Aline	Rungis	1980	9.9	11.0	11.8	10.8	43.5
9	MARCHIORI Claire	Rungis	1985	9.2	11.0	11.6	11.6	43.4
10	TREPY Aurelia	Andrésy	1984	9.6	11.2	11.2	11.3	43.3
11	VEAU Justine	Houilles 1	1991	8.9	11.4	11.5	11.2	43.0
	LEGOUSSE Floriane	Morsang sur orge	1996	9.9	10.1	11.4	11.6	43.0
13	RIVIERE Marie	Les Clayes	1999	9.0	11.1	11.1	11.7	42.9
	GOSSE Fanny	Brie comte robert	2001	9.4	10.8	11.5	11.2	42.9
15	DAVID Helene	Plessis paté	1991	9.9	9.9	11.3	11.6	42.7
16	LEGROUX Adeline	Morsang sur orge	1982	9.2	11.1	10.4	11.9	42.6
17	SALMON Juliette	Plessis paté	2001	9.5	10.2	11.4	11.3	42.4
	LEMAHIEU Pauline	Les Clayes	1982	9.3	11.0	10.5	11.6	42.4
	JEZEQUEL Morgann	Vaires	1993	9.8	11.1	10.5	11.0	42.4
20	COLLET Célya	A. Dreux	2001	8.4	10.6	11.6	11.6	42.2
	ZOANET Tracy	Gonesse	1995	9.7	10.6	11.1	10.8	42.2
	POMMERELL Kiara	Brie comte robert	2001	8.8	10.5	11.7	11.2	42.2
23	SERRE Chloe	Montereau	1999	8.7	11.0	10.6	11.7	42.0
	FLAMENT Amandine	Wingles	1998	8.3	11.2	11.1	11.4	42.0







25	KUCIA Sabrina	A. Dreux	2001	9.2	10.6	11.1	11.0	41.9
26	PARC Amélie	Vaires	1999	8.9	10.7	10.9	11.3	41.8
27	RENAUDIN Lucie	Vaires	1996	9.0	11.4	9.6	11.5	41.5
	ANRETAR Vanessa	Brie comte robert	1992	9.2	11.3	10.8	10.2	41.5
	BENOIT Josephine	LUC gym	1997	9.4	10.1	10.7	11.3	41.5
30	ADRIEN Julie	Les Clayes	1995	8.4	9.9	11.2	11.8	41.3
	BOUILLET Fiona	Wingles	2001	8.8	9.9	11.1	11.5	41.3
32	LAKEHAL Lina	Montereau	1999	9.3	10.2	10.2	11.5	41.2
33	COUSTOU Marion	A. Dreux	2001	9.1	10.6	10.0	11.3	41.0
	GINESTAR Anne Lyse	Orsay	1991	9.5	10.2	11.0	10.3	41.0
35	DEBAT Marion	Andrézy	1996	8.9	9.5	10.9	11.6	40.9
36	DARTRON Clarelle	Gonesse	1999	8.6	9.2	11.5	11.5	40.8
	CHERON Chloé	Brie comte robert	2002	8.3	10.2	10.6	11.7	40.8
38	CUCOLAS Ionela	Plessis paté	1993	9.3	8.4	11.1	11.8	40.6
39	PIENS Emma	LUC gym	1999	8.7	9.2	11.0	11.6	40.5
	HAMMOU Sarah	Morsang sur orge	2001	8.8	9.0	11.5	11.2	40.5
41	OLANIER Alicia	Vaires	2000	8.9	9.4	11.3	10.8	40.4
	ROUVIERE Noémie	Vaires	1995	8.7	11.1	11.1	9.5	40.4
43	PELLETIER Cecile	Orsay	2001	8.3	8.4	11.7	11.8	40.2
	ZOANET Tania	Gonesse	1995	9.0	10.7	11.5	9.0	40.2
	LEPROUX Marine	Brie comte robert	2001	8.3	11.0	9.6	11.3	40.2
	WIDHEM Alexandra	Douai	1999	8.1	9.3	11.0	11.8	40.2
	CAILLEAU Elisa	Andrézy	1996	8.9	11.1	11.1	9.1	40.2
48	POTDEVIN Léna	A. Dreux	1999	7.9	10.5	11.4	10.2	40.0
49	VANESSE Caitline	Wingles	2001	8.5	8.9	11.1	11.0	39.5
50	SAOUNERA Marietou	Gonesse	2003	9.4	9.9	9.7	10.3	39.3
51	COUILLEZ Lou-anne	Douai	2004	8.6	9.4	9.5	11.6	39.1
52	ROCCHETTI Jennifer	Rungis	1988	9.2	9.6	11.1	9.1	39.0
53	KACIMI Soraya	Houilles 1	1991	9.5	7.8	10.3	11.2	38.8
	DUBOIS Emmy	Wingles	1997	8.3	9.9	9.7	10.9	38.8
55	GRAL Camille	Houilles 1	1995	8.3	9.3	10.7	10.2	38.5
56	HARNOUSI Noella	Andrézy	1992	8.6	8.8	10.9	10.1	38.4
57	ARMAND Johanne	Les Clayes	1991	8.7	9.2	10.4	9.7	38.0
58	PAYSAN Ines	Orsay	2002	8.3	10.2	8.9	10.2	37.6
	PAYSAN Maureen	Orsay	1997	9.0	10.4	8.1	10.1	37.6
60	GRONDIN Alexia	Orsay	1992	8.2	9.6	9.3	9.6	36.7
61	ORECCHIA Floriane	A. Dreux	1999	7.8	9.3	8.3	11.1	36.5
62	DEPARETERE Charlotte	Wingles	2000	8.2	8.9	7.9	11.3	36.3
63	DOS SANTOS Ambre	Plessis paté	2001	8.7	6.9	10.9	9.5	36.0
64	BOURSE Solenne	Andrézy	1987	8.4	10.5	7.2	9.4	35.5
65	CALLU Laurine	Houilles 1	1993	7.7	8.8	9.4	9.5	35.4
66	VERBEKE Isabelle	LUC gym	2000	10.1	11.0	11.5	0.0	32.6
67	CASTIER Lucie	LUC gym	1990	8.8	10.4	10.2	0.0	29.4
68	DE JESUS Elodie	Rungis	1992	0.0	7.8	10.6	10.4	28.8
	ANSART Coline	Morsang sur orge	1994	9.0	8.7	11.1	0.0	28.8
70	NAZLY Cecilia	Gonesse	1995	8.4	2.9	8.8	8.5	28.6
71	LESSAGE Marie	Rungis	1989	0.0	10.4	11.5	0.0	21.9
72	COUILLEZ Valentine	Douai	2001	0.0	9.9	10.1	0.0	20.0
73	LETAIEF Lilou	Montereau	1998	0.0	0.0	11.2	0.0	11.2
74	GREMION Lucile	Houilles 1	1992	0.0	9.8	0.0	0.0	9.8
75	BERT Fanny	Les Clayes	1992	0.0	0.0	0.0	0.0	0.0

3. MASCULIN NIVEAU2 11 + . SA_DA (individuels)

3.1. Résultats par équipes





	Equipe	Club							Total
1	Champigny	94--RSCChampigny gym	32.8	25.8	30.0	30.1	28.5	27.6	174.8
2	Cysoing	59--Progres cysonien	30.9	25.5	29.9	27.7	29.9	22.9	166.8

3.2. Résultats individuels





	Gymnaste	Equipe	Anne e							Total
1	PAULMIER Gildas *	Dreux 1 (indiv) (indiv)	1996	11.1	10.9	11.0	11.0	12.4	10.5	66.9
2	VARENNES Mathis	Champigny	1995	12.4	9.7	11.5	11.1	11.1	7.8	63.6
3	CARON Kevin	Cysoing	1998	10.6	7.7	11.0	9.4	10.5	10.1	59.3
4	ROLAND Gregory *	Wattrelos 1 (indiv) (indiv)	1994	8.3	8.6	10.0	9.8	11.1	11.1	58.9
5	MANIEZ Camille	Champigny	2000	10.4	10.0	8.6	10.1	7.4	9.4	55.9
6	VARENNES Frédéric	Champigny	1968	10.0	6.1	9.9	8.9	10.0	10.4	55.3
7	MIGNE Baptiste *	Orsay 1 (indiv) (indiv)	1992	12.5	7.5	5.7	9.2	11.0	7.8	53.7
8	APRA Adrien	Cysoing	1990	10.3	8.1	9.5	9.2	9.5	6.8	53.4
9	PERREZ Paul	Cysoing	1998	10.0	4.7	6.4	9.1	9.9	6.0	46.1
10	TEMPELAERE Guillaume	Cysoing	1984	0.0	9.7	9.4	0.0	9.3	0.0	28.4
11	RAKOTOMALALA Sylvain	Champigny	1999	5.2	1.7	0.6	8.8	4.0	2.0	22.3
12	PIARULLI Thomas	Champigny	1992	0.0	0.0	0.0	0.0	0.0	0.0	0.0

4. FEMININ NIVEAU6 11 + . SA_DA (individuels)

4.1. Résultats par équipes

	Equipe	Club					Total
1	Montigny en gohelle	62--Montigny Gym Club	34.2	37.1	39.6	38.5	149.4
2	Othis	77--Co othis	34.7	37.1	37.5	39.2	148.5
3	Gargenville	78--Espérance de gargenville	33.8	34.9	39.0	39.6	147.3
4	Barlin	62--Barlin	33.7	34.7	39.6	39.0	147.0
5	Carvin	62--Carvin	32.2	38.2	38.0	38.3	146.7
6	LUC gym	59--Luc gym	32.5	37.2	37.6	39.0	146.3
7	Vigneux sur seine	91--Espérance de Vigneux	33.9	34.2	38.4	39.4	145.9
8	Fresnes	94--A.A.S. FRESNES	32.2	36.8	37.7	39.1	145.8
9	A. Dreux	28--Alliance de dreux gymnastique	32.1	37.0	37.7	37.4	144.2
10	Lambersart	59--SMG Lambersart	30.0	35.7	39.2	39.2	144.1
11	Amiens	80--Femina Sport Amiens	33.0	33.3	38.5	38.1	142.9
12	Montereau 2	77--Cs montereau	33.7	33.8	36.7	37.5	141.7
13	Pontoise	95--SPG Pontoise	31.3	35.7	35.5	38.1	140.6
14	Bouffemont	95--CLUB DE GYMNASTIQUE EVOLUTION	30.5	32.9	37.9	39.1	140.4
15	Ris Orangis	91--Union sportive de ris-orangis	30.5	35.0	35.6	38.4	139.5
16	Lisses	91--Gymnastique sportive lisses	29.2	34.0	37.6	38.6	139.4
17	Osny	95--Espoirs gymniques d'osny	29.7	34.1	37.1	38.4	139.3
18	Paris Ier	75--Marines sportives du centre de paris	30.1	32.3	36.2	37.3	135.9

4.2. Résultats individuels

	Gymnaste	Equipe	Annee					Total
1	ROMMELARD Marine	Carvin	2004	8.9	9.8	9.9	9.6	38.2
2	HAAS Jessica	Fresnes	1994	8.7	9.8	9.7	9.9	38.1
3	RIBOT Marie aline	Gargenville	1997	8.9	8.8	10.0	10.2	37.9
	PIRES Maëva	Vigneux sur seine	1998	9.2	9.0	9.7	10.0	37.9
	LACOUR Orlane	Montigny en gohelle	1998	8.8	9.2	10.0	9.9	37.9
	LECOCQ Scarlette	Barlin	1997	8.6	9.2	10.2	9.9	37.9
7	AUPIC Déborah	Othis	2000	8.2	9.9	9.8	9.9	37.8
	DESMONT Jade	Barlin	1999	8.9	9.2	10.0	9.7	37.8
9	DUPONT Lucie	Montigny en gohelle	2000	8.7	9.5	10.0	9.3	37.5
10	JOLIVET Auréa	Gargenville	2000	8.4	9.5	9.4	9.9	37.2
	MALEJAC Charline	Fresnes	1992	8.2	9.3	9.7	10.0	37.2
12	USUBELLI Elina	Othis	2004	8.9	8.8	9.3	10.0	37.0
	OUAZZANI Hana	LUC gym	2000	8.6	9.4	9.0	10.0	37.0
	PICARD Camille	Lambersart	1997	8.1	9.1	9.8	10.0	37.0
15	WIECZOREK Ophelie	Montigny en gohelle	2000	8.3	9.5	9.7	9.4	36.9
16	GAMEIRO Emma	Ris Orangis	2000	8.3	9.3	9.5	9.7	36.8
	DIEU Oceane	Amiens	2003	8.4	8.8	10.0	9.6	36.8
18	TRIPARD Clémence	Pontoise	2001	8.9	9.2	8.8	9.8	36.7
	RUCHAUD Marine	Othis	1997	8.9	9.3	8.9	9.6	36.7

20	ROUABIAH Ibtissem	LUC gym	2003	7.6	9.3	9.6	10.1	36.6
	FIEFFE Sidonie	Montigny en gohelle	2001	8.4	8.7	9.9	9.6	36.6
22	RAOULT Fiona	Lisses	1996	7.5	9.1	9.8	10.1	36.5
23	LOUIS SEBAUT Fiona	A. Dreux	2002	8.2	9.0	9.6	9.6	36.4
	RANNOU Eleonore	Amiens	2001	8.7	8.2	9.8	9.7	36.4
25	KHNINOUCHE Myriam	A. Dreux	2003	8.5	9.3	9.1	9.4	36.3
	RIOUAL Margot	A. Dreux	2004	7.9	9.6	9.5	9.3	36.3
	HOC-SING Morgane	Gargenville	2001	8.2	8.5	10.0	9.6	36.3
28	FOYER Marie	Carvin	2000	7.2	9.7	9.6	9.7	36.2
	GOUMILLOU Adeline	Bouffemont	1997	8.0	8.9	9.3	10.0	36.2
30	martineau sabrina	Vigneux sur seine	1993	8.0	9.0	9.4	9.6	36.0
31	VANDEWIELE Celeste	Lambersart	2001	7.8	8.7	10.1	9.3	35.9
	LEGAY Tesse	Barlin	2000	8.2	8.2	9.6	9.9	35.9
33	DECAESTERCKER Célia	Carvin	2002	7.9	9.2	9.1	9.6	35.8
34	FREDERIC Clara	Othis	2004	8.7	7.8	9.5	9.7	35.7
	DRAPIER Lea	Carvin	2002	8.2	9.1	9.4	9.0	35.7
	DUTHE Julie	Montigny en gohelle	2003	7.6	8.9	9.6	9.6	35.7
37	VANHEE Lisa	LUC gym	2001	7.8	9.1	9.4	9.3	35.6
38	HUBERT Mya	Vigneux sur seine	2002	8.5	8.2	9.4	9.4	35.5
	COSSON Laura	Paris Ier	2000	7.7	9.1	9.0	9.7	35.5
40	PIEUSSERGUES Camille	Montereau 2	2002	8.6	8.6	9.3	8.8	35.3
	GUICHAOUA Tifenn	Vigneux sur seine	2001	8.1	7.8	9.6	9.8	35.3
	COTRONEO Celine	Fresnes	1988	8.3	8.6	8.6	9.8	35.3
	SERRA Zoe	Lambersart	2003	7.1	8.7	9.7	9.8	35.3
44	VILLARD Lola	Montereau 2	2004	8.1	8.6	9.1	9.4	35.2
	ROCCA Julie	Pontoise	2003	8.0	9.4	8.7	9.1	35.2
	SERRURE Jil	Lambersart	2001	6.9	8.9	9.6	9.8	35.2
47	COCHOIS Camille	LUC gym	2003	8.2	9.4	8.8	8.7	35.1
48	LELEVET Jade	Ris Orangis	2001	7.3	8.6	9.1	9.8	34.8
49	GERMAIN Oceane	Montereau 2	2001	8.6	7.6	9.0	9.5	34.7
	BENKARA Noanne	Osny	2002	6.8	8.9	9.3	9.7	34.7
	FLAN Amelie	Lambersart	2000	7.0	9.0	9.1	9.6	34.7
52	LIONETON Manon	A. Dreux	2001	7.5	9.1	8.9	9.1	34.6
	LEFEBVRE Celine	Gargenville	1998	8.3	8.1	9.4	8.8	34.6
	TRAN My-linh	Fresnes	1995	7.0	9.1	9.1	9.4	34.6
55	HACART Charlène	Barlin	1999	8.0	8.1	9.8	8.6	34.5
56	BARTOUX Elena	Osny	2001	7.8	8.2	9.2	9.2	34.4
	dos santos alexia	Pontoise	2002	7.0	8.2	9.2	10.0	34.4
	LELONG Laura	Montigny en gohelle	2001	8.0	8.6	9.4	8.4	34.4
59	LE Charlotte	Lisses	2002	7.3	7.6	9.8	9.6	34.3
	SERRE Berthille	Montereau 2	2002	8.1	8.4	8.7	9.1	34.3
61	maure florine	A. Dreux	1998	7.5	8.3	9.5	8.9	34.2
	MARION Nelly	Osny	1996	7.9	9.2	7.7	9.4	34.2
	MARILLIER Alison	Othis	1999	7.3	8.4	8.9	9.6	34.2
	DHENNIN Morgane	Carvin	1999	6.7	9.5	8.6	9.4	34.2
65	GALLET Cassandre	Montereau 2	1999	8.4	7.4	8.8	9.5	34.1
	BRUNET Pauline	Amiens	2003	8.1	7.0	9.2	9.8	34.1
	CHEVALIER Laurie	Bouffemont	1995	6.5	8.2	9.7	9.7	34.1
68	LE MAOUT Florence	Gargenville	1970	6.9	8.1	9.6	9.4	34.0
69	CARROT Anna louise	Paris Ier	2005	7.3	7.8	9.4	9.2	33.7
	CORTIER Laure	Lambersart	2000	6.6	8.6	9.1	9.4	33.7
71	CATTEAU Clementine	Amiens	2001	7.4	8.4	9.3	8.3	33.4
72	BOUDOUR Meryam	Vigneux sur seine	2003	6.6	8.0	9.1	9.5	33.2
	ROUDAUT Nolwenn	Bouffemont	1998	8.3	5.9	9.6	9.4	33.2
74	DECROIX Camille	Amiens	2002	7.8	7.9	8.7	8.7	33.1
75	ROULOT Jade	Paris Ier	2003	6.7	7.9	9.1	9.3	33.0





	CESCHI Cassandra	Bouffemont	1995	6.8	8.0	9.0	9.2	33.0
77	SOTTEJEAU Clara	Lisses	1999	6.6	8.4	8.5	9.4	32.9
78	THOUVENIN Jeanne	LUC gym	2003	7.4	7.0	8.8	9.6	32.8
79	ROY Eugenie	A. Dreux	2000	7.3	8.6	8.0	8.7	32.6
	VU Floriane	Pontoise	2001	6.8	8.3	8.5	9.0	32.6
81	ROUDBARAKI Flora	LUC gym	2004	7.9	6.6	9.6	8.3	32.4
82	TEIXEIRA Anais	Lisses	2005	7.8	8.0	8.7	7.8	32.3
83	BENCHETRAT Amel	Ris Orangis	2005	7.8	8.3	8.0	8.1	32.2
	RAZAFIMANDRANTO Lise	Bouffemont	1998	6.8	7.8	7.8	9.8	32.2
85	OUARAB Lyz	Montereau 2	2003	6.0	8.2	9.3	8.6	32.1
	DUCHENNE Flavie	Ris Orangis	2003	7.1	7.0	8.5	9.5	32.1
87	MARCHAND Théoxane	Pontoise	2002	6.5	8.8	8.4	8.3	32.0
88	MINEAU Laura	Pontoise	2000	7.4	6.5	8.8	9.2	31.9
	BRUNELLE-REMY Camille	Paris Ier	2003	7.3	6.8	8.7	9.1	31.9
	SANCTORUM Chloé	Barlin	1999	6.6	7.8	8.0	9.5	31.9
91	REBEYROL Claire	Osny	2001	7.2	6.7	8.7	9.2	31.8
	CROIZER Clarisse	Vigneux sur seine	2001	8.1	4.0	9.7	10.0	31.8
93	BORRUT Delphine	Fresnes	1993	4.7	8.4	9.2	9.4	31.7
94	GASPAR Marine	Ris Orangis	2001	6.7	6.9	8.2	9.4	31.2
	BORDAIS Lucie	Bouffemont	1998	7.4	4.9	9.3	9.6	31.2
96	KERRIEN Julie	Gargenville	2001	5.5	6.9	8.3	9.9	30.6
97	LEGAY Suzon	Barlin	2003	7.0	4.6	9.4	9.4	30.4
98	KENZARI Loubna	Amiens	2000	7.3	4.1	9.4	9.0	29.8
99	RENIER Chloe	Paris Ier	2002	6.4	7.5	7.3	8.3	29.5
100	ECK Swati	Paris Ier	2001	7.8	5.7	8.4	7.5	29.4
101	BINET Solene	Fresnes	1992	5.3	7.0	8.1	8.4	28.8
102	BONNEL Natacha	Lisses	1999	6.6	4.8	8.1	9.2	28.7
103	HUART Anais	Osny	2004	5.3	7.8	8.1	7.1	28.3
104	GAUDRY Léa	Othis	2001	0.0	9.1	8.9	9.5	27.5
105	VILLY Laura	Lisses	1996	0.0	8.5	9.3	9.5	27.3
106	GATTI Soline	Osny	2002	0.0	7.1	9.9	10.1	27.1
107	MANTHE Callysta	Ris Orangis	2004	0.0	8.8	8.5	9.4	26.7
108	DEWULF Laureen	Carvin	2001	0.0	0.0	0.0	0.0	0.0

5. FEMININ NIVEAU7 11 + . SA_DA (individuels)

5.1. Résultats par équipes

	Equipe	Club					Total
1	Wattrelos	59--La patriote de wattrelos	33.0	36.4	38.0	35.7	143.1
2	Bousbecque	59--Bousbecque	32.2	35.9	37.8	35.7	141.6
3	Brunoy	91--Brunoy pyramide	29.8	37.4	37.4	36.8	141.4
4	Arpajon	91--Esr arpajon	31.9	35.7	36.4	36.1	140.1
5	Houilles 2	78--Avant-Garde de Houilles	31.7	36.1	35.8	36.4	140.0
6	Othis	77--Co othis	31.4	34.2	36.9	36.2	138.7
7	Amiens	80--Femina Sport Amiens	31.3	34.6	36.3	35.9	138.1
8	Fresnes 1	94--A.A.S. FRESNES	32.8	32.3	35.3	37.1	137.5
	Croix	59--Patriote de Croix	30.6	34.4	35.8	36.7	137.5
10	Pontoise 1	95--SPG Pontoise	28.5	35.3	35.4	37.1	136.3
11	Jouy le moutier	95--Ocjm	29.8	32.5	34.6	34.2	131.1
12	Paris Ier	75--Marines sportives du centre de paris	0.0	0.0	0.0	0.0	0.0

5.2. Résultats individuels

	Gymnaste	Equipe	Annee					Total
1	CHANCEL Laurie	Pontoise 1	2004	8.2	9.3	9.4	10.0	36.9
2	NOCEK Solane	Wattrelos	2005	8.2	9.6	9.7	9.2	36.7
3	OPPICI Cléa	Brunoy	2004	8.1	9.6	9.7	9.0	36.4
4	CHARTON Emmanuelle	Fresnes 1	2005	8.6	8.6	9.3	9.7	36.2
5	ESTEVEES Emma	Brunoy	2004	7.7	9.3	9.3	9.4	35.7
	DEVRIERE Sarah	Wattrelos	2003	8.1	9.3	9.4	8.9	35.7
	BENOIT DUPREZ Clémence	Bousbecque	2000	8.3	8.7	9.8	8.9	35.7
8	DEMARCK Camille	Bousbecque	2003	8.0	8.9	9.5	9.2	35.6
9	PROTEAU Marion	Arpajon	1988	8.3	9.2	8.9	9.1	35.5
10	CHARBONNET Lison	Arpajon	2002	8.5	8.6	8.9	9.4	35.4
11	WERBROUCK Laura	Wattrelos	2002	8.3	8.7	9.3	8.8	35.1
12	RAHMAOUI Lina	Houilles 2	2003	7.8	9.1	8.9	9.2	35.0
13	SMET Ornela	Wattrelos	2005	8.4	8.7	9.6	8.2	34.9
	SABATIER Lana	Amiens	2001	8.3	8.5	9.1	9.0	34.9
	BEN ABDELLAH Nell	Croix	2004	8.0	9.0	8.4	9.5	34.9
16	GARCIA Margot	Houilles 2	2002	8.2	8.9	8.9	8.8	34.8
	GUYAPER Clémence	Croix	2004	8.0	8.8	9.0	9.0	34.8
18	ALCANTRA BELITARDO Amanda	Houilles 2	2004	7.8	8.9	9.1	8.9	34.7
19	DONGOIS Prunelle	Brunoy	2004	7.8	8.8	9.2	8.7	34.5
	BERNARD Lucie	Pontoise 1	2003	7.1	8.9	9.3	9.2	34.5
	THOREL Lucie	Amiens	2002	8.0	8.8	8.6	9.1	34.5
22	HEAREAU Lydia	Arpajon	1973	8.0	8.1	9.1	9.2	34.4
	COUTANCIER Agate	Othis	2003	7.5	8.1	9.2	9.6	34.4
	WEILSO Louise	Amiens	2002	7.9	8.9	8.6	9.0	34.4
25	SAAL Leïna	Fresnes 1	2004	8.1	8.4	8.4	9.3	34.2
26	PATETIF Julia	Fresnes 1	2004	7.8	8.4	8.9	9.0	34.1
27	GHESTEM Marie	Bousbecque	2004	8.1	8.6	9.2	8.1	34.0





28	JARY Aurore	Arpajon	1983	7.1	9.0	9.4	8.4	33.9
29	BARON Alexandra	Houilles 2	2003	7.0	9.2	8.9	8.7	33.8
	RENAUD Florine	Othis	2003	8.3	7.8	8.9	8.8	33.8
31	LEGRAND Laura	Othis	2003	7.1	8.7	9.4	8.4	33.6
32	DE OLIVEIRA Louann	Houilles 2	2002	7.1	8.4	8.7	9.3	33.5
	LECOCQ Anne sophie	Othis	2001	8.4	6.9	8.8	9.4	33.5
34	GUINA Laurye	Jouy le moutier	2002	7.7	8.7	8.6	8.4	33.4
	DESPRETZ Léa	Croix	2001	7.6	8.1	8.9	8.8	33.4
	LIETART Carla	Croix	2004	7.0	8.5	8.9	9.0	33.4
37	HANOT Bérénice	Croix	2003	7.0	8.1	9.0	9.2	33.3
	LEENKNEGT Marie	Bousbecque	2000	6.7	8.7	9.1	8.8	33.3
39	CHEAM Tifany	Brunoy	2003	6.2	9.1	9.1	8.8	33.2
	VAN BERGUE Pauline	Wattrelos	2003	6.6	8.5	9.3	8.8	33.2
41	LAMBREIT Coralie	Bousbecque	2003	7.8	9.0	8.6	7.5	32.9
42	CHABENET Julie	Pontoise 1	2004	6.8	8.5	8.3	9.1	32.7
	WEILSO Albane	Amiens	2003	6.7	8.3	9.1	8.6	32.7
44	MAHNA Soukayna	Jouy le moutier	2003	7.5	8.3	8.6	8.2	32.6
	HEMON Auréliane	Fresnes 1	2005	8.3	6.8	8.4	9.1	32.6
46	LEFRANC Manon	Othis	2002	7.2	8.1	8.8	8.4	32.5
47	CLEMENTIA Janice	Jouy le moutier	2001	7.4	8.2	8.7	8.0	32.3
48	BARBIER Irys	Houilles 2	2004	7.9	6.4	8.9	9.0	32.2
	LANCE RICHARDOT Salomé	Pontoise 1	2002	6.4	8.6	8.4	8.8	32.2
50	LE COUVIOUR Eurielle *	Crépy 1 (indiv) (indiv)	2002	6.8	8.8	7.5	9.0	32.1
51	CUVILLIER Jeanne	Amiens	2003	6.5	7.5	9.2	8.8	32.0
52	MARTINY Alison	Jouy le moutier	2002	7.0	7.3	8.4	9.2	31.9
53	ROCQUET Auréline	Arpajon	1983	6.3	8.9	9.0	7.6	31.8
54	NORMAND Marion	Amiens	2002	7.1	8.4	8.9	7.0	31.4
55	FATMI Anissa	Jouy le moutier	2002	7.2	7.0	8.4	8.2	30.8
	PERSAN Léonie	Fresnes 1	2004	7.3	6.5	8.7	8.3	30.8
57	DANZE BERENICE	Fresnes 1	2003	7.3	6.9	7.6	8.7	30.5
58	LARAIBI Emma	Jouy le moutier	2001	6.6	6.2	8.7	8.4	29.9
59	WILHELM Maéva	Brunoy	2005	0.0	9.4	9.2	9.6	28.2
60	PINTE cyrielle	Bousbecque	1991	0.0	9.3	9.3	8.8	27.4
61	POLI Laureen	Othis	2000	0.0	9.3	9.4	7.9	26.6
62	GOBERT Cassandra	Wattrelos	2002	0.0	8.8	8.4	8.5	25.7
63	TAVERNIER Audrey	Arpajon	1981	5.7	7.7	8.0	0.0	21.4
64	SAHIN Endra	Brunoy	2004	0.0	0.0	0.0	0.0	0.0
	GARRAT Lucy	Pontoise 1	2001	0.0	0.0	0.0	0.0	0.0
	BOUCHET Lisa	Paris Ier	2001	0.0	0.0	0.0	0.0	0.0
	CHARBONNEAU Chloe	Paris Ier	2004	0.0	0.0	0.0	0.0	0.0
	DAMBRINE Philippine	Paris Ier	2002	0.0	0.0	0.0	0.0	0.0
	MARIA Clarisse	Paris Ier	2000	0.0	0.0	0.0	0.0	0.0

6. FEMININ NIVEAU7 11 + . SA_DA (B) (individuels)

6.1. Résultats par équipes

	Equipe	Club					Total
1	Cerny 2	91--Gymnastique sportive de cerny	34.1	37.0	37.3	37.5	145.9
2	Champs sur marne	77--Espérance	30.4	37.0	37.8	38.1	143.3
3	Orchies	59--La concorde orchies	31.1	37.1	37.0	37.8	143.0
4	Gargenville 2	78--Espérance de gargenville	29.9	36.0	36.7	37.4	140.0
5	Guines 2	62--La patriote de guines	28.9	34.7	37.7	38.6	139.9
6	Carvin	62--Carvin	28.5	35.9	33.9	37.3	135.6
7	Pontoise 2	95--SPG Pontoise	26.0	35.6	36.2	37.2	135.0
8	Orsay 2	91--Caorsay	28.6	32.9	35.9	37.2	134.6
9	Hazebrouck	59--GYM' FLANDRE	28.0	35.2	35.3	35.4	133.9
10	Ecuelles	77--Adsce gym	27.2	31.5	35.0	36.1	129.8
11	Gargenville 1	78--Espérance de gargenville	27.0	29.9	34.7	37.4	129.0

6.2. Résultats individuels

	Gymnaste	Equipe	Annee					Total
1	HARANG Megane	Cerny 2	1999	9.2	9.7	9.3	9.3	37.5
2	LE BECATEL Clémentine	Gargenville 2	2004	8.2	9.5	9.4	9.5	36.6
3	VANGHELLE Alicia	Orchies	2005	8.3	9.1	9.5	9.5	36.4
4	DUARTE Lola	Champs sur marne	2005	8.6	9.9	9.2	8.6	36.3
5	PERCHEY Juliet	Cerny 2	2003	8.1	9.2	9.4	9.5	36.2
	DECLERCQ Justine	Orchies	2004	8.5	8.8	9.4	9.5	36.2
7	GOMEZ Elea	Champs sur marne	2005	7.5	9.1	9.7	9.4	35.7
	KHELOUFI Ines	Champs sur marne	2003	6.8	9.3	9.8	9.8	35.7
9	MAROTTE Ambre	Cerny 2	2004	8.8	9.1	8.1	9.4	35.4
	GROUX Eloise	Guines 2	2002	7.8	8.6	9.3	9.7	35.4
11	MARSAUX Lucile	Cerny 2	2002	7.6	9.0	9.4	9.2	35.2
	FABBRI Charline	Orsay 2	2003	7.6	8.8	9.4	9.4	35.2
13	ALBRUN Romane	Guines 2	2002	7.2	8.7	9.5	9.7	35.1
14	FREMIN Pauline	Gargenville 2	2002	7.9	8.6	9.2	9.2	34.9
15	BELZANNE Othilie	Cerny 2	2001	8.0	8.7	9.2	8.9	34.8
16	CASTELAIN Maeva	Hazebrouck	2005	7.5	8.7	9.2	9.3	34.7
17	MINNE Gabrielle	Cerny 2	2002	7.8	8.3	9.2	9.3	34.6
	KRZEMIEN Victoria	Pontoise 2	2002	7.5	9.0	9.0	9.1	34.6
19	PRUVOST Marie	Guines 2	2002	6.9	8.7	9.4	9.5	34.5
	TRICHOT Lea	Orchies	2003	6.5	9.4	9.1	9.5	34.5
21	DERNONCOURT Coline	Orchies	2003	7.2	9.2	8.7	9.3	34.4
22	SANCHEZ Charlotte	Pontoise 2	2003	6.9	9.1	9.1	9.2	34.3
	BLANCHOIN Laetitia	Champs sur marne	1991	7.5	8.7	8.7	9.4	34.3
24	KOTAS Amandine	Carvin	2003	6.6	8.9	9.3	9.4	34.2
25	WISNIEWSKI Alexia	Carvin	2005	7.8	8.9	8.2	9.2	34.1
	FAROUX Clemence	Guines 2	2002	7.0	8.6	9.1	9.4	34.1
	DUPUIS Liya	Orchies	2003	7.1	9.4	8.6	9.0	34.1
28	TOUZET Erine	Gargenville 2	2003	6.9	9.1	8.7	9.3	34.0
29	CREGNIOT Marine	Guines 2	2002	6.8	8.7	9.5	8.9	33.9

30	GAY Maeline	Hazebrouck	2005	7.1	9.5	8.9	8.3	33.8
31	LEGER Julia	Orchies	2004	6.8	9.1	9.0	8.8	33.7
32	BOCCAGE Clara	Pontoise 2	2002	6.3	8.6	9.2	9.5	33.6
33	GÉRARD Léa	Gargenville 2	2003	6.8	8.6	9.0	9.1	33.5
	MARCHAL Louise	Ecuelles	2003	6.7	8.7	8.7	9.4	33.5
35	FYNN Morgane	Gargenville 2	2000	6.4	8.8	8.8	9.4	33.4
36	AIT CHALALET Ines	Champs sur marne	2003	6.8	7.8	9.1	9.5	33.2
37	LECOEUR Lucie	Carvin	1995	7.0	8.5	8.1	9.5	33.1
	LEGRAND Léa	Hazebrouck	2003	6.7	8.7	8.9	8.8	33.1
39	DE OLIVA Lisa	Orsay 2	2004	7.5	7.8	8.9	8.8	33.0
40	SARFATI Anna-carla	Gargenville 1	2003	7.0	8.1	8.6	9.2	32.9
	FANION Léa	Carvin	2003	7.1	8.8	7.8	9.2	32.9
42	DUCLAY Zoé	Guines 2	2003	6.9	8.4	7.7	9.7	32.7
43	CANIPELLE Prune	Ecuelles	2003	6.9	8.4	8.7	8.6	32.6
44	CADEAU Léa	Pontoise 2	2003	5.3	8.9	8.9	9.4	32.5
	MATHIEU Loann	Gargenville 1	2003	5.9	8.0	9.4	9.2	32.5
	GEFFARD Lilou	Orsay 2	2004	6.2	8.7	8.6	9.0	32.5
	SOLAN DE RENTY Zelig	Orsay 2	2002	7.3	7.1	8.8	9.3	32.5
48	ESCAT Andreanne	Gargenville 2	2003	6.9	7.7	9.1	8.6	32.3
	THERY Eline	Gargenville 1	2004	7.1	6.7	9.0	9.5	32.3
	GAY Lillie	Hazebrouck	2002	6.7	8.3	8.3	9.0	32.3
51	LORIETTE Maia	Orsay 2	2003	6.2	7.4	8.8	9.3	31.7
52	NICOLAS Johanne	Orsay 2	2005	5.5	7.6	8.1	9.2	30.4
	PEREIRA-ALAOUI Lina	Ecuelles	2005	7.1	5.8	8.7	8.8	30.4
54	BRETAGNOLLE Alicia	Gargenville 1	2004	6.4	7.1	7.7	9.1	30.3
55	AIT CHALALET Miriam	Champs sur marne	2002	6.8	5.6	8.5	9.2	30.1
56	CASTANHEIRA Ti-lan	Gargenville 1	2003	6.5	6.4	7.6	8.8	29.3
57	TUZI Lise	Ecuelles	2002	0.0	8.6	8.9	9.0	26.5
58	INCANA Gaelle	Carvin	2004	0.0	9.3	8.3	7.6	25.2
59	BENIN Anais	Ecuelles	2003	6.5	0.0	8.1	8.9	23.5
60	PIERRE Axelle	Gargenville 1	2002	0.0	6.1	6.5	9.5	22.1
61	SOW Awa	Pontoise 2	2001	0.0	0.0	0.0	0.0	0.0
	DENIS Tessa	Ecuelles	2003	0.0	0.0	0.0	0.0	0.0
	HENIART Anaelle	Carvin	2004	0.0	0.0	0.0	0.0	0.0
	CAURIER Sarah	Hazebrouck	2003	0.0	0.0	0.0	0.0	0.0
	NOVELLE Celia	Hazebrouck	2004	0.0	0.0	0.0	0.0	0.0

7. MASCULIN NIVEAU3 11 + . SA_DA (individuels)

7.1. Résultats par équipes

	Equipe	Club								Total
1	LUC gym	59--Luc gym	35.9	29.9	34.6	32.6	35.1	30.9	199.0	
2	Font n Gym	59--Font 'n Gym	33.9	26.8	30.4	33.6	33.4	34.6	191.7 (1.0)	
3	Plaisir	78--Etoile gymnique plaisiroise	36.2	24.8	31.5	31.0	35.2	30.0	188.7	
4	Beauchamp 1	95--Arabesque gymnique Beauchamp	34.4	24.8	30.1	30.4	32.5	30.0	182.2	
5	Houilles 2	78--Avant-Garde de Houilles	33.0	27.7	28.8	30.5	34.1	26.7	180.8	
6	Andrésy	78--Andrésy	31.9	21.3	25.7	28.7	31.0	28.0	166.6	
7	Wattrelos	59--La patriote de wattrelos	32.5	20.6	25.4	31.0	28.5	24.7	162.7	
8	Beauchamp 2	95--Arabesque gymnique Beauchamp	27.6	14.4	19.6	27.1	26.2	17.5	132.4	







7.2. Résultats individuels

	Gymnaste	Equipe	Année							Total
1	VASSE Ludwig	Font n Gym	1996	11.9	9.7	11.4	13.2	11.9	11.6	69.7
2	DUMONT Mickael	LUC gym	1990	12.4	9.3	11.6	11.5	11.2	11.0	67.0
3	GAUQUIES Corentin	LUC gym	1993	11.5	10.3	11.4	10.6	11.8	11.2	66.8
4	VAN PRAET Bryan	Wattrelos	1996	12.1	9.3	11.4	11.1	11.8	9.6	65.3
5	DEWAERTES Jonathan	LUC gym	1991	12.0	10.3	11.6	10.5	12.1	8.7	65.2
6	DESMOTS Sébastien	Houilles 2	1982	10.1	10.9	9.6	10.3	11.6	9.0	61.5
7	MASSE Antoine	Beauchamp 1	1995	11.4	8.1	9.6	10.5	10.6	10.6	60.8
8	PETIT Ylian	Plaisir	1996	11.7	6.8	10.4	10.7	11.5	9.2	60.3
9	FAUCHIER Maxence	Beauchamp 1	1999	11.4	9.2	9.1	10.7	10.6	9.1	60.1
	GUILMART Maxime	Beauchamp 1	1997	11.6	6.3	11.4	9.2	11.3	10.3	60.1
	OZIER LAFONTAINE Dylan	Plaisir	1996	12.3	8.0	9.0	11.1	11.6	8.1	60.1
12	LECLERC Julien	Houilles 2	1989	12.0	7.3	8.3	10.9	11.2	8.9	58.6
13	CROCHU Bertrand	Houilles 2	1986	10.4	7.0	10.4	9.3	11.0	8.8	56.9
14	RUELLE Nicolas	Font n Gym	1990	12.0	0.0	11.3	10.2	9.5	11.1	54.1
15	DAUTREPPE Mathieu	Andrésy	1995	11.3	6.1	8.5	10.3	6.8	9.6	52.6
16	AGULLO Leo	Plaisir	1996	11.8	0.0	9.9	9.2	10.5	11.0	52.4
17	BAILLET Thomas	Plaisir	1992	12.0	9.6	9.1	0.0	11.7	9.8	52.2
18	DUPONT Anthony	LUC gym	2002	10.6	8.8	11.1	10.2	10.3	0.0	51.0
19	SALTI Romain	Plaisir	1994	11.9	7.2	11.2	0.0	11.9	8.1	50.3
20	N'TELA Simon	Wattrelos	1999	9.8	5.2	6.0	10.7	7.6	9.1	48.4
21	BOUNOUA Said-zakarian	Wattrelos	1999	10.6	5.9	8.0	9.2	8.5	6.0	48.2
22	VIEILLE Antoine	Beauchamp 2	1995	10.7	3.9	7.2	9.2	10.9	5.9	47.8
23	KINZIGER Vincent	Houilles 2	1994	10.6	0.0	8.8	9.2	11.3	7.6	47.5
24	PINHEIRO Corentin	Beauchamp 2	1994	7.8	6.9	7.0	8.9	8.7	6.5	45.8
25	CREBASSA Christophe	Font n Gym	1975	0.0	11.3	0.0	10.2	12.0	11.9	45.4
26	PELTRE Antoine	Andrésy	1996	11.1	0.0	0.0	10.3	10.3	8.7	40.4
27	LEONARD Alexis	Beauchamp 2	1993	9.1	3.6	5.4	9.0	6.6	5.1	38.8
28	DAUTREPPE Martin	Andrésy	1995	9.5	0.0	8.4	0.0	9.5	9.7	37.1
29	POTTIER Romain	Wattrelos	2000	8.6	5.4	3.9	9.0	8.2	0.0	35.1
30	GALLIOU Thomas	LUC gym	1992	0.0	7.6	10.5	0.0	10.7	5.8	34.6







31	PASTEN Adolphe	Andrésy	1979	0.0	7.3	8.6	8.1	8.3	0.0	32.3
32	JOCAILLE Romain	Font n Gym	1995	7.5	5.8	0.0	10.0	8.3	0.0	31.6
33	GUTIERREZ Nicolas	Houilles 2	1990	0.0	9.5	8.1	0.0	10.4	3.5	31.5
34	PRIOTON Morgan	Beauchamp 1	1997	0.0	7.5	5.1	9.0	8.8	0.0	30.4
35	MICHAUD Nicolas	Andrésy	1996	0.0	7.9	8.6	0.0	11.2	0.0	27.7
36	DOUCET Pierre	Font n Gym	2004	10.0	0.0	7.7	0.0	0.0	0.0	17.7
37	COLLET Vincent *	Houilles 1 (indiv) (indiv)	1981	0.0	0.0	0.0	0.0	0.0	0.0	0.0
	PRIOTON Guenael	Beauchamp 1	2000	0.0	0.0	0.0	0.0	0.0	0.0	0.0
	COSSONNET Rémi	Beauchamp 2	1988	0.0	0.0	0.0	0.0	0.0	0.0	0.0
	DUCHADEAU Michael	Beauchamp 2	1986	0.0	0.0	0.0	0.0	0.0	0.0	0.0

8. MASCULIN NIVEAU4 11 + . SA_DA (individuels)

8.1. Résultats par équipes

	Equipe	Club							Total
1	Halluin	59--Halluin	33.4	31.7	33.0	29.4	34.6	31.5	193.6
2	Dreux	28--Esperance drouaise	32.1	31.2	32.3	30.4	34.8	32.4	193.2
3	Lille	59--CGLille	33.0	29.3	32.1	29.0	33.8	31.1	188.3
4	Rungis	94--Rungis	30.3	29.1	31.2	29.1	33.2	30.7	183.6
5	Beauchamp	95--Arabesque gymnique Beauchamp	30.5	30.8	31.1	27.0	34.4	29.2	183.0
6	Athis Mons	91--Uso Athis Mons	30.2	28.6	27.7	27.5	33.7	23.6	171.3
7	Beauvais	60--La Vaillante	25.8	26.4	27.8	26.5	33.2	29.7	169.4
8	Chatou	78--Chatou DynaGym	31.5	24.7	29.5	25.7	30.6	27.1	169.1





8.2. Résultats individuels

	Gymnaste	Equipe	Annee							Total
1	ARENA Vincenzo	Lille	1983	11.6	11.1	11.6	10.5	11.7	11.5	68.0
2	CACERES Stefan	Dreux	1987	11.2	11.1	11.2	11.0	11.8	11.4	67.7
3	VIANE Sylvain	Halluin	1989	11.2	10.2	11.4	9.3	11.4	10.2	63.7
4	VANOVERBERGHE Kevin	Halluin	1992	11.1	9.5	11.0	9.6	11.5	10.9	63.6
5	VANOVERBERGHE Romain	Halluin	1995	11.1	10.5	10.4	10.5	11.2	9.8	63.5
6	LAGRANGE Elliot	Athis Mons	1991	10.4	10.6	10.3	9.7	11.5	10.9	63.4
7	COCHAIN Andrew	Beauchamp	1987	10.7	10.3	11.3	9.1	11.5	10.0	62.9
	OUDET Alexandre	Lille	1993	11.1	10.1	11.0	9.2	11.5	10.0	62.9
9	ROBLIN Franck	Dreux	1992	10.8	9.5	10.2	10.3	11.4	10.4	62.6
10	GADEYNE Nicolas	Halluin	2000	9.5	11.0	10.6	9.1	11.7	10.2	62.1
11	PEREIRA DE REZENDE Anthony	Halluin	2002	9.3	10.0	10.5	8.6	11.4	10.4	60.2
12	DI MASCIO Anthony	Rungis	1992	9.7	10.1	10.7	9.2	10.9	9.5	60.1
13	LE TADIC Theo	Dreux	2002	10.1	10.6	10.4	9.1	10.1	9.5	59.8
14	BERNARD Fabien	Rungis	1989	10.1	8.9	10.1	10.0	10.0	10.6	59.7
15	GAUTHIER Thomas	Dreux	1995	9.0	9.1	10.7	8.5	11.6	10.6	59.5
16	THAVIOT Matthieu	Rungis	1987	10.5	9.7	8.9	8.8	11.2	10.3	59.4
17	PIZZALLA Pierre	Beauvais	1984	8.4	9.2	10.8	8.8	11.1	11.0	59.3
18	DUCHADEAU Jeremy	Beauchamp	1997	8.5	9.9	11.2	8.3	11.6	9.6	59.1
	PRIOTON Erwan	Beauchamp	2000	10.5	9.9	8.6	9.2	11.3	9.6	59.1
20	VARAIRE Stephane	Beauvais	1985	8.3	10.7	8.3	8.7	10.8	9.4	56.2
21	LENGLART Arthur	Dreux	2001	9.2	8.6	10.4	9.1	9.8	9.0	56.1
	LEGUYARDER Vincent	Rungis	1998	8.9	9.3	9.1	9.9	9.2	9.7	56.1
23	ALLEK Idris	Athis Mons	2001	10.8	9.7	8.7	9.6	10.9	6.3	56.0
24	SMITH Syméon	Lille	2001	10.3	7.5	9.0	8.7	10.6	9.6	55.7
25	CERRA Alexandre	Beauchamp	1996	9.3	10.6	8.3	8.7	9.6	8.7	55.2
26	VAUGON Arnaud	Chatou	2001	10.5	6.7	9.9	9.1	10.4	8.4	55.0
27	BENDJABALLAH Mohamed	Chatou	1999	10.6	10.8	11.2	0.0	11.4	10.7	54.7
28	GAILLARD Jean-gael	Lille	1997	9.2	8.1	9.5	8.3	10.0	9.2	54.3
29	LOISEL Damien	Athis Mons	1987	9.0	8.3	8.7	8.2	11.3	6.4	51.9
30	CHARRIER Marin	Chatou	1991	10.4	6.7	8.4	8.6	8.8	8.0	50.9
31	ALLAIS Baptiste	Beauvais	1999	6.9	6.5	8.7	9.0	11.3	8.3	50.7
32	ronsin mickael	Chatou	1978	8.6	7.2	6.2	8.0	6.5	6.9	43.4





33	POUBANNE Philippe	Rungis	1961	0.0	0.0	10.4	8.2	11.1	9.8	39.5
34	sechoir nicolas	Athis Mons	1991	7.2	4.6	1.9	6.2	8.7	4.2	32.8
35	molle mattéo	Athis Mons	2003	7.4	6.2	4.2	8.1	6.6	0.0	32.5
36	BUSA Felix	Lille	1991	10.0	0.0	0.0	9.3	9.9	0.0	29.2
37	RAHMANI Mohamed	Beauvais	1978	9.1	0.0	0.0	8.4	0.0	9.3	26.8
38	AGAPE Romain	Beauchamp	1993	7.5	1.6	0.0	0.0	5.1	0.0	14.2
39	NIKIEL Cyrille	Beauvais	1981	0.0	0.0	0.0	0.0	0.0	0.0	0.0
	BOLE-FEYSOT Yann	Chatou	1971	0.0	0.0	0.0	0.0	0.0	0.0	0.0

9. FEMININ NIVEAU3 11-16 ans . SA_DA (individuels)

9.1. Résultats par équipes







	Equipe	Club					Total
1	Haubourdin	59--Haubourdin gym	31.6	34.5	32.2	34.3	132.6
2	Andrésy	78--Andrésy	26.8	32.9	31.5	34.4	125.6
3	Cysoing	59--Progres cysonien	28.0	31.4	34.0	34.1	124.5 (3.0)
4	Les Clayes	78--Usmclayes sous bois gymnastique artistique	26.9	31.9	31.8	32.8	123.4

9.2. Résultats individuels







	Gymnaste	Equipe	Annee					Total
1	DEL COURT Lilou	Cysoing	2004	11.1	10.2	11.9	11.5	44.7
2	DEFAUX Maélys	Haubourdin	2003	10.5	11.2	11.1	11.4	44.2
3	AVELANGE Manon	Haubourdin	2004	10.6	11.6	9.9	11.5	43.6
	MENU Faustine	Haubourdin	2003	10.5	11.0	10.7	11.4	43.6
5	GROISNE Blandine	Andrésy	2003	8.2	11.2	11.3	11.5	42.2
6	VAROQUI Jade	Cysoing	2003	8.5	11.1	11.3	11.1	42.0
7	ANDRAUD Maéva	Haubourdin	2002	9.4	11.3	10.0	11.1	41.8
8	NOWICKI Claire *	Chilly Morangis 1 (indiv) (indiv)	2002	9.1	10.0	11.0	11.1	41.2
9	JARRIER STETTIN Julie	Les Clayes	2000	8.7	11.3	10.8	10.3	41.1
10	SOUCHET NEUMAN Morgane	Les Clayes	2002	8.8	10.8	10.2	11.2	41.0
11	MICHEL Maeva	Andrésy	2003	9.2	10.7	8.8	11.6	40.3
12	ABDOUL MELLECK Maylis	Les Clayes	2002	9.4	9.6	10.1	11.0	40.1
13	NEVEU Marie	Andrésy	2000	8.9	10.7	9.8	10.5	39.9
14	LEGO Laura	Les Clayes	2002	8.5	9.8	10.8	10.6	39.7
	VERMAUT Sarah	Andrésy	2000	8.7	10.0	10.4	10.6	39.7
16	ROUCHY Fanny	Andrésy	2003	8.4	11.0	8.9	11.3	39.6
17	BERGOT Anycia	Cysoing	2003	8.2	8.2	10.8	11.5	38.7
18	NOTTER Cerise	Cysoing	2001	8.4	9.7	9.7	10.8	38.6
19	DEL COURT Clara	Cysoing	2000	8.3	10.1	10.5	9.0	37.9
20	REFF Clara	Haubourdin	2002	0.0	11.6	10.4	9.8	31.8
21	HERARD Cyrielle	Les Clayes	2002	0.0	0.0	0.0	0.0	0.0

10. MASCULIN NIVEAU3 11-18 ans . SA_DA (individuels)

10.1. Résultats par équipes

	Equipe	Club							Total
1	Andrésy	78--Andrésy	30.8	26.3	29.2	28.9	30.9	31.9	178.0
2	Rungis	94--Rungis	31.3	17.8	26.8	27.7	28.1	28.1	159.8
3	Orsay	91--Caorsay	30.0	20.3	24.3	28.5	31.4	19.3	153.8
4	Cysoing	59--Progres cysonien	24.2	14.3	17.0	26.5	24.0	27.4	133.4

10.2. Résultats individuels

	Gymnaste	Equipe	Année							Total
1	MIRA Jeremy	Andrésy	1998	10.9	10.8	9.4	10.6	11.1	11.0	63.8
2	POIRSON Quentin	Orsay	1999	11.1	7.2	10.3	10.5	10.7	10.2	60.0
3	DHELENS Loic	Rungis	1998	10.7	5.0	10.1	9.8	11.1	10.6	57.3
4	CHEVROT Nicolas	Andrésy	1999	8.2	8.2	8.7	8.5	11.0	10.9	55.5
5	SUIGNARD Maxime	Rungis	2002	11.2	6.1	10.0	9.1	9.7	9.0	55.1
6	SABUCO Thomas	Andrésy	2005	11.3	7.3	7.8	9.8	8.8	9.6	54.6
7	PESCIAOLI Yohann	Cysoing	1998	9.7	7.1	7.9	9.1	9.1	9.7	52.6
8	COLLIGNON Thomas	Orsay	2000	9.7	6.4	8.8	9.1	10.2	5.5	49.7
9	FOURGOUS Jules	Rungis	1998	9.4	6.7	6.5	8.8	7.3	8.5	47.2
10	VANGHELLE Charles	Cysoing	2002	9.4	2.7	6.8	8.5	9.1	9.2	45.7
11	DARRIGADE Theo	Andrésy	2003	8.6	6.1	11.1	0.0	8.7	10.0	44.5
12	COLLIGNON Martin	Orsay	2000	8.2	6.7	5.2	8.9	10.5	0.6	40.1
13	L'HOIST Thomas	Orsay	2000	9.2	4.7	4.9	8.2	7.7	3.6	38.3
14	BARBOT Martin	Cysoing	2001	5.1	4.5	2.3	8.9	5.8	8.5	35.1
15	FAURE Théo	Rungis	2002	7.0	0.9	6.7	8.5	6.3	5.1	34.5
16	FONSECA Christopher	Rungis	2001	0.0	0.0	0.0	0.0	0.0	0.0	0.0
	BORIOS Guilhem	Orsay	1998	0.0	0.0	0.0	0.0	0.0	0.0	0.0

11. MASCULIN NIVEAU5 11 + . SA_DA (individuels)

11.1. Résultats par équipes

	Equipe	Club							Total
1	Cysoing	59--Progres cysonien	37.7	34.3	35.8	33.6	39.0	38.3	218.7
2	Gargenville	78--Espérance de gargenville	36.7	32.1	35.4	34.3	38.9	38.2	215.6
3	Calais	62--Etoile de Calais	35.3	32.1	32.5	34.4	39.1	37.1	210.5
4	Mouvoux	59--Association Sportive Mouvalloise	32.5	33.6	34.3	34.4	38.9	36.3	210.0
5	Rungis 2	94--Rungis	31.8	29.7	35.3	34.6	37.2	36.6	205.2
6	Beauchamp	95--Arabesque gymnique Beauchamp	31.1	29.7	31.9	34.7	34.0	34.9	196.3
7	Voisins	78--Voisins	31.4	25.7	29.5	31.4	37.9	34.0	189.9
8			0.0	0.0	0.0	0.0	0.0	0.0	0.0





11.2. Résultats individuels

	Gymnaste	Equipe	Anne e							Total
1	LIBERKOVSKI Felix	Cysoing	2004	9.6	9.5	9.2	8.2	10.2	9.9	56.6
2	QUEHEN Xavier	Mouvoux	1977	9.2	9.5	9.7	8.6	9.6	9.4	56.0
3	BLANCHARD Clement *	Andrésy 1 (indiv) (indiv)	2000	9.0	8.6	9.8	7.9	10.3	9.8	55.4
4	OLENINE Matthieu	Gargenville	2000	9.5	7.6	8.8	9.2	10.1	9.6	54.8
5	DUCLOY Thomas	Calais	2000	8.4	8.7	8.1	9.1	10.0	9.8	54.1
	DA SILVA Thomas	Mouvoux	1983	9.2	7.3	9.0	9.2	9.8	9.6	54.1
7	MARCHAND Theo	Gargenville	2001	9.3	8.0	8.1	8.6	9.9	10.1	54.0
8	VAN WYNENDAELE Titouan	Cysoing	2004	9.1	8.3	9.6	8.0	9.4	9.4	53.8
9	MOSSE Ruben	Cysoing	2003	9.5	8.4	8.4	8.2	9.5	9.7	53.7
10	NAUDET Olivier	Rungis 2	1994	8.5	7.7	9.5	8.7	9.7	9.5	53.6
11	CANCIANI Yoann	Cysoing	1986	9.4	7.7	8.6	8.5	9.9	9.3	53.4
12	DEWAELE Paul	Calais	1999	9.3	8.5	8.3	8.4	9.5	9.3	53.3
13	POUILLY Leo	Gargenville	2003	8.9	8.3	9.7	7.9	8.6	9.4	52.8
14	MELLARD Allan	Mouvoux	1996	7.5	9.0	8.9	8.2	9.8	9.1	52.5
15	DIAZ Benjamin	Voisins	2000	8.8	7.8	8.5	8.6	9.7	8.3	51.7
16	REBELO Julien	Gargenville	1999	9.0	7.2	8.2	8.4	9.3	8.9	51.0
17	VAZ Nicolas	Beauchamp	2005	8.2	7.1	7.9	8.7	9.9	8.9	50.7
18	LEROY Mathys	Calais	2001	7.4	6.4	8.8	8.3	9.8	9.4	50.1
19	SPINOSA Nathan	Rungis 2	2005	8.5	7.2	8.5	8.8	9.3	7.5	49.8
	VISCONTI Adrien	Rungis 2	1994	7.4	8.0	8.5	8.2	8.7	9.0	49.8
21	LOUISON Leo	Calais	2001	9.5	8.5	7.2	7.3	8.4	8.6	49.5
22	VANASTEN Mathis	Cysoing	2003	6.4	8.1	8.3	8.5	9.2	8.9	49.4
23	MOLLé Arnaud	Rungis 2	1989	7.4	6.8	8.8	7.8	9.5	9.0	49.3
24	FILIP Benjamin	Gargenville	2000	5.2	8.2	8.7	8.1	9.6	9.1	48.9
25	URBAN Yann	Voisins	2003	8.1	5.9	7.5	8.0	9.9	9.4	48.8
26	LE MOELLE Evan	Beauchamp	2003	7.0	7.9	7.8	8.3	7.9	9.0	47.9
27	FRANCOIS Louis	Calais	2001	8.1	6.4	7.3	8.6	9.8	7.4	47.6
28	JOUSSET Jonathan	Rungis 2	1988	6.6	6.8	7.2	8.9	8.5	9.1	47.1
29	BOUDOU Ethan	Beauchamp	2003	8.1	8.0	6.7	8.6	6.5	8.8	46.7
30	DIAZ Maxime	Voisins	2002	7.5	6.1	6.7	7.3	9.1	8.5	45.2
31	MINET Baptiste	Cysoing	2004	9.2	4.0	5.9	8.4	9.4	8.2	45.1
32	COSSON Thibault	Beauchamp	2002	7.3	6.7	6.8	9.0	8.1	7.1	45.0





33	BIGAS Florian	Beauchamp	1999	7.5	3.1	9.4	8.4	8.1	8.2	44.7
34	FLORIO Adrien	Mouvoux	1999	6.4	5.5	6.7	8.4	9.7	7.1	43.8
35	HOTTOIS Christopher	Mouvoux	2000	5.5	7.2	6.2	6.9	9.3	8.2	43.3
36	DESCHAMPS Aymeric	Mouvoux	1973	6.6	7.8	5.8	7.4	7.0	7.6	42.2
37	CHALOPIN Pierre	Voisins	2003	7.0	5.9	6.7	7.0	9.2	5.6	41.4
38	LOUVET Simon	Voisins	2003	6.4	2.8	6.8	7.5	6.4	7.8	37.7
39	CHAIGNEAU Djouane	Rungis 2	2002	2.9	3.3	6.1	7.3	7.1	8.5	35.2
40	CONS Benjamin	Beauchamp	2001	0.0	0.0	0.0	0.0	0.0	0.0	0.0
	CAZANOVE Christophe *	Rungis 1 (indiv) (indiv)	1983	0.0	0.0	0.0	0.0	0.0	0.0	0.0
	KRESTININE Mikchail	Voisins	2001	0.0	0.0	0.0	0.0	0.0	0.0	0.0
	1		0	0.0	0.0	0.0	0.0	0.0	0.0	0.0
	2		0	0.0	0.0	0.0	0.0	0.0	0.0	0.0
	3		0	0.0	0.0	0.0	0.0	0.0	0.0	0.0
	4		0	0.0	0.0	0.0	0.0	0.0	0.0	0.0
	5		0	0.0	0.0	0.0	0.0	0.0	0.0	0.0
	6		0	0.0	0.0	0.0	0.0	0.0	0.0	0.0

12. FEMININ NIVEAU1 11 + . SA_DA (individuels)

12.1. Résultats par équipes





	Equipe	Club					Total
1	LUC gym 2	59--Luc gym	28.1	30.9	31.8	34.5	125.3
2	LUC gym 1	59--Luc gym	17.9	32.0	32.2	23.0	105.1

12.2. Résultats individuels




	Gymnaste	Equipe	Annee					Total
1	EGHERMANNE Camille *	Mouvoux 1 (indiv) (indiv)	1999	10.8	12.5	11.3	10.8	45.4
2	LE BIHAN Anaëlle *	Orsay 1 (indiv) (indiv)	1995	9.9	11.4	11.7	10.9	43.9
3	ESCANDE Charline	LUC gym 2	2003	8.5	10.6	11.0	12.2	42.3
4	POIRSON Lou *	Orsay 1 (indiv) (indiv)	1997	10.1	11.1	10.1	10.7	42.0
5	HONOREZ Melissa	LUC gym 2	1990	10.3	8.3	10.8	12.4	41.8
6	VALENCOURT Laurie	LUC gym 1	1992	9.6	7.6	11.8	12.2	41.2
	D'HARLINGUE Laëtitia	LUC gym 2	1992	9.3	12.0	10.0	9.9	41.2
8	VALENCOURT Emmeline	LUC gym 1	1990	8.3	11.2	10.5	10.8	40.8
9	FOORT Valentine	LUC gym 1	1989	0.0	13.2	9.9	0.0	23.1
10	BEAUCAMP Emilie	LUC gym 1	1998	0.0	0.0	0.0	0.0	0.0
	ROMON Noemie	LUC gym 2	1997	0.0	0.0	0.0	0.0	0.0

13. FEMININ NIVEAU5 14-18 ans . SA_DA (individuels)

13.1. Résultats par équipes

	Equipe	Club					Total
1	Lambersart 1	59--SMG Lambersart	34.5	40.2	37.6	38.8	151.1
2	Plessis paté	91--EGPP	34.6	36.1	38.7	39.2	148.6
3	Les Clayes	78--Usmclayes sous bois gymnastique artistique	34.6	37.9	36.3	39.6	148.4
4	Conflans	78--PLM C Gym	35.0	37.0	39.2	36.7	147.9
	Vaureal	95--Egv	35.0	37.0	37.1	38.8	147.9
6	Arpajon	91--Esr arpajon	33.4	37.1	37.4	39.7	147.6
7	Charenton	94--Envol Gym	31.8	37.4	36.4	38.0	143.6
8	Chatou	78--Chatou DynaGym	32.6	34.1	33.7	38.6	139.0
9	Marquise	62--La Patriote de Marquise	32.3	34.3	34.0	37.4	138.0
10	Osny	95--Espoirs gymniques d'osny	0.0	0.0	0.0	0.0	0.0
	Chevry Cossigny	Chevry Cossigny	0.0	0.0	0.0	0.0	0.0

13.2. Résultats individuels

	Gymnaste	Equipe	Annee					Total
1	FERREIRA Nolween	Conflans	2001	9.0	9.4	9.9	9.9	38.2
2	RAIMBAUD Pauline	Lambersart 1	1998	9.0	10.2	9.0	9.9	38.1
3	NEVEU Julia	Les Clayes	1999	8.2	10.0	9.7	10.0	37.9
4	ROBREAU Lohana	Conflans	2000	8.7	10.1	9.8	9.1	37.7
5	BERNASCONI Chloé	Plessis paté	2001	8.5	8.8	10.1	10.1	37.5
	SAADI Assia	Plessis paté	2002	8.9	9.0	9.5	10.1	37.5
7	PIAUD Romane	Arpajon	2001	8.2	9.1	10.0	10.1	37.4
	YONNET Lea	Lambersart 1	2001	8.2	10.3	8.9	10.0	37.4
9	LAVIGNE Fay	Conflans	2002	8.9	8.7	10.0	9.7	37.3
	HULLIN Fanny	Vaureal	2001	8.4	9.3	9.7	9.9	37.3
11	BAILLY Lola	Lambersart 1	2000	8.1	10.0	9.5	9.6	37.2
	CHAFI Sabrina	Chatou	2002	8.8	9.0	9.5	9.9	37.2
13	PENOT Floriana	Arpajon	1999	8.2	9.0	9.8	10.1	37.1
14	GREMEZ Claire	Lambersart 1	2000	8.5	9.7	9.5	9.3	37.0
15	HUMERY Amélie	Les Clayes	2002	8.3	9.9	8.8	9.8	36.8
	SAMZUM Jayliss	Vaureal	2002	8.7	9.1	9.5	9.5	36.8
17	DELATRE Marie	Lambersart 1	2001	8.5	9.4	9.6	9.2	36.7
18	PIAUD Margaux	Arpajon	1999	8.2	9.9	8.6	9.9	36.6
	DEBIENNE Victoire	Marquise	2000	8.0	9.8	8.9	9.9	36.6
20	VERNAULT Jasmine	Vaureal	2002	9.0	9.3	8.6	9.6	36.5
21	HAZOUME Théophile	Charenton	2000	7.8	9.6	9.2	9.8	36.4
	LHULLIER Emma	Charenton	2000	8.2	9.6	9.2	9.4	36.4
23	COLLINET Marine	Plessis paté	2000	8.5	8.7	9.5	9.6	36.3
	TERREIL Manon	Plessis paté	2001	8.4	9.6	8.9	9.4	36.3
25	DESAINS Marie	Marquise	2001	8.4	8.2	9.4	10.2	36.2
26	TARDIF Tifaine	Plessis paté	2002	8.4	8.6	9.6	9.4	36.0
27	SCHERMESSER Juliette	Vaureal	1999	8.3	9.0	9.0	9.5	35.8
28	LANSADE Jeanne	Arpajon	2001	8.4	8.7	9.0	9.6	35.7
29	JARRIER STETTIN Mylène	Les Clayes	2000	8.7	8.7	8.7	9.4	35.5

30	BERNARDINO Chloé	Les Clayes	2000	8.8	9.3	7.8	9.5	35.4
31	CANTALAPIEDRA Célia	Les Clayes	2000	8.8	7.6	8.8	10.1	35.3
	LUKIC Sarah	Vaureal	2000	7.9	8.7	8.9	9.8	35.3
33	BELONDRADE Julie	Vaureal	2002	8.9	9.3	8.4	8.2	34.8
34	SAILLANT Lucile	Charenton	2001	7.9	9.0	8.1	9.3	34.3
35	RETROU Léa	Plessis paté	2001	8.7	8.2	9.1	8.2	34.2
36	HENNION Amelie	Lambersart 1	2002	8.5	9.6	8.2	7.6	33.9
37	APOSTOLIDIS Johanna	Arpajon	2001	8.3	9.1	7.8	8.6	33.8
	CHABOD Clemence	Chatou	2002	8.0	8.4	8.1	9.3	33.8
	GYARMATHY Sarah	Chatou	2002	7.8	8.5	8.0	9.5	33.8
40	CAILLE Laurine	Les Clayes	2000	7.2	7.7	9.0	9.7	33.6
	BERGER Marine	Chatou	2002	7.5	8.2	8.1	9.8	33.6
42	ZENOUDA Lea	Charenton	2000	7.9	6.5	9.1	9.4	32.9
	BAUDE Flavie	Marquise	1999	7.9	8.9	8.0	8.1	32.9
44	MICHEL Lucie	Chatou	2002	8.0	8.1	7.1	9.4	32.6
45	PIQUE Léa	Marquise	1999	8.0	7.4	7.7	9.2	32.3
46	GUYOT Lucie	Arpajon	2001	8.5	7.1	7.0	9.5	32.1
47	LAMOINE Bianca	Charenton	2000	0.0	9.2	8.9	9.4	27.5
48	DOS SANTOS SILVA Cassandre	Conflans	2000	7.2	0.0	9.5	8.0	24.7
49	GERGUERIAN Mina	Charenton	2001	6.9	8.5	8.9	0.0	24.3
50	BERISCHA Marina	Conflans	2001	8.4	8.6	0.0	0.0	17.0
51	CAMBRAY Manon	Marquise	2001	6.4	0.0	7.3	0.0	13.7
52	DABILLY Eleonore	Conflans	2000	0.0	8.8	0.0	0.0	8.8
53	DA SILVA Mathilde	Osny	1999	0.0	0.0	0.0	0.0	0.0
	DE JESUS Angeline	Osny	2000	0.0	0.0	0.0	0.0	0.0
	FRESQUET Mathilde	Osny	2002	0.0	0.0	0.0	0.0	0.0
	SAIVE Aline	Osny	2000	0.0	0.0	0.0	0.0	0.0
	ZANONI HAZARD Lauréline	Osny	1999	0.0	0.0	0.0	0.0	0.0
	RUROCH Julie	Marquise	2000	0.0	0.0	0.0	0.0	0.0
	1	Chevry Cossigny	0	0.0	0.0	0.0	0.0	0.0
	2	Chevry Cossigny	0	0.0	0.0	0.0	0.0	0.0
	3	Chevry Cossigny	0	0.0	0.0	0.0	0.0	0.0
	4	Chevry Cossigny	0	0.0	0.0	0.0	0.0	0.0
	5	Chevry Cossigny	0	0.0	0.0	0.0	0.0	0.0
	6	Chevry Cossigny	0	0.0	0.0	0.0	0.0	0.0

14. MASCULIN NIVEAU4 11-18 ans . SA_DA (individuels)

14.1. Résultats par équipes





	Equipe	Club							Total
1	Houilles 1	78--Avant-Garde de Houilles	32.6	27.8	31.5	30.1	31.3	26.5	178.8 (1.0)
2	Bray	77--Club sportif braytois	34.1	26.0	32.2	27.7	31.8	22.3	174.1
3	Rungis 1	94--Rungis	31.9	26.5	30.2	27.2	31.4	24.3	171.5
4	Houilles 2	78--Avant-Garde de Houilles	31.7	26.3	28.2	27.6	29.0	22.3	165.1
5	Draveil	91--A'tous gym Draveil	26.6	24.3	20.9	26.0	27.8	20.6	146.2

14.2. Résultats individuels

	Gymnaste	Equipe	Année							Total
1	BESSON Cyril	Draveil	1999	10.6	8.9	10.3	9.1	10.8	10.2	59.9
2	CHAPUT Hugo	Bray	2000	11.7	8.1	10.6	9.4	10.9	8.6	59.3
3	COURT Adrien	Houilles 1	1999	10.9	8.5	10.3	10.2	10.4	8.6	58.9
4	SAINTILAN Killien	Houilles 1	2000	10.6	9.9	10.5	9.0	10.8	7.7	58.5
5	PICHON Alexi	Houilles 1	1999	11.1	9.4	10.6	9.3	9.3	8.4	58.1
	CHANDELIER Matthys	Bray	2000	11.3	8.8	11.0	9.2	10.7	7.1	58.1
7	REINAUDO Mathis	Houilles 2	2000	10.8	9.4	9.8	9.2	10.7	8.0	57.9
8	GUILLOT Geoffrey	Houilles 1	2000	10.4	8.4	10.4	9.0	9.7	9.5	57.4
9	MONGIN Kilian	Rungis 1	2002	10.2	8.5	10.4	8.8	10.8	8.3	57.0
10	REAUX Jules	Bray	1999	11.1	9.1	10.6	9.1	10.2	6.6	56.7
11	FERREIRA Thomas	Houilles 1	2001	10.5	7.9	9.1	10.6	10.1	7.8	56.0
12	REMY Charles	Houilles 2	2000	10.6	8.0	9.8	9.3	9.6	7.7	55.0
13	VIEIRA-PINHEIRA Leo	Rungis 1	2002	10.8	9.8	9.4	8.6	10.0	6.3	54.9
14	FAUCHEUR Florian	Rungis 1	2003	10.9	7.9	10.4	9.6	9.2	6.3	54.3
15	LECLERC Diego	Rungis 1	2003	9.5	8.2	8.7	8.8	10.6	8.0	53.8
16	BATTIN Kylian	Rungis 1	2001	10.0	6.2	9.0	8.8	9.6	8.0	51.6
17	SCHLOSSER Yann	Houilles 2	2001	10.3	7.1	8.6	9.1	7.5	5.6	48.2
18	CHAMLAL Jibril	Draveil	2001	8.3	8.1	4.2	8.8	8.1	6.6	44.1
19	SOH Alassane	Houilles 2	1999	9.8	8.9	5.0	8.6	7.0	4.2	43.5
20	BOUHNIC Lucas	Draveil	2001	7.7	7.3	6.4	8.1	8.9	3.8	42.2
21	ROUSSELET Baptiste	Houilles 2	2000	0.0	6.8	6.4	0.0	8.7	6.6	28.5
22	LAVERDURE Sabri	Draveil	2001	0.0	0.0	0.0	0.0	0.0	0.0	0.0
	LENNE Benjamin	Draveil	2001	0.0	0.0	0.0	0.0	0.0	0.0	0.0

15. FEMININ NIVEAU2 11-16 ans . SA_DA (individuels)

15.1. Résultats par équipes







	Equipe	Club					Total
1	LUC gym	59--Luc gym	31.4	34.9	33.6	35.8	135.7
2	Haubourdin	59--Haubourdin gym	31.0	34.6	32.5	36.5	134.6
3	A. Dreux	28--Alliance de dreux gymnastique	28.9	31.6	34.2	34.8	129.5
4	Ris Orangis	91--Union sportive de ris-orangis	30.1	31.8	32.7	31.9	126.5
5	Faches	59--Faches thumesnil	26.8	32.7	30.8	32.3	122.6

15.2. Résultats individuels

	Gymnaste	Equipe	Annee					Total
1	FOURNIER Héloïse	Haubourdin	2003	11.7	12.3	11.1	12.3	47.4
2	STANKIEWICZ Chimène	LUC gym	2003	10.1	12.1	11.0	12.0	45.2
3	VERBRUGGE Octavie	LUC gym	2003	11.0	10.8	11.4	11.9	45.1
4	TAFFOREAU Emma	LUC gym	2004	10.3	11.6	11.2	11.9	45.0
5	KADDARI Lea leila	A. Dreux	2000	10.4	11.2	11.8	11.5	44.9
6	DA SILVA Andrea	Ris Orangis	2000	10.6	11.4	11.6	11.0	44.6
7	DAVID Lili	Faches	2002	9.6	12.1	11.7	11.1	44.5
8	NGUEMBO Melissa	Ris Orangis	2001	9.9	10.5	11.0	11.0	42.4
9	BROCHARD Coralie	A. Dreux	2000	8.3	11.1	11.0	11.8	42.2
10	OULAYE Manon osseckana	Haubourdin	2002	9.5	9.2	11.2	12.1	42.0
11	LOUIFERT Mathilde	A. Dreux	2003	9.8	9.3	10.8	11.5	41.4
12	LISSY Maureen	Haubourdin	2001	8.1	11.1	10.1	11.7	41.0
13	PLANCK Lou ann	LUC gym	2003	7.8	10.9	10.7	11.2	40.6
14	FOVET Alix	LUC gym	2002	8.5	11.2	9.4	11.4	40.5
15	LENGLART Maelle *	Haubourdin 1 (indiv) (indiv)	2002	8.6	10.4	10.5	10.5	40.0
16	DUPAS Maelle	Faches	2003	8.3	10.5	10.6	10.4	39.8
17	BEDARD Mégan	A. Dreux	2004	8.7	9.1	11.4	10.3	39.5
	MINHOTO Cassandra	Ris Orangis	2000	9.6	9.9	10.1	9.9	39.5
19	DUPONT Camille	Faches	2004	8.8	9.1	8.5	10.8	37.2
20	HUGOO Justine	Haubourdin	2001	9.8	0.0	10.2	12.1	32.1
21	ANDRAUD Margaux	Haubourdin	2001	8.5	11.2	7.3	0.0	27.0
22	THEPAULT Juliette	Faches	2001	8.4	10.1	0.0	0.0	18.5
23	RAMDANE Lina nour	Faches	2002	0.0	0.0	8.4	0.0	8.4
24	NAULET Daphnée	Ris Orangis	2002	0.0	0.0	0.0	0.0	0.0

16. MASCULIN NIVEAU6 11 + . SA_DA (individuels)

16.1. Résultats par équipes







	Equipe	Club							Total
1	Chatou	78--Chatou DynaGym	0.0	0.0	0.0	0.0	0.0	0.0	0.0

16.2. Résultats individuels







	Gymnaste	Equipe	Anne e							Total
1	DE BANNIERES Perig	Chatou	2003	0.0	0.0	0.0	0.0	0.0	0.0	0.0
	GRZECZKOWICZ Remi	Chatou	2001	0.0	0.0	0.0	0.0	0.0	0.0	0.0
	MERHY Marc	Chatou	2005	0.0	0.0	0.0	0.0	0.0	0.0	0.0
	MOUTE Antonin	Chatou	2001	0.0	0.0	0.0	0.0	0.0	0.0	0.0
	RIGNY Léo	Chatou	2005	0.0	0.0	0.0	0.0	0.0	0.0	0.0

17. MASCULIN NIVEAU1 11 + . SA_DA (individuels)

17.1. Résultats par équipes

	Equipe	Club							Total
1	LUC gym	59--Luc gym	35.3	29.4	35.2	33.8	34.0	29.3	197.0

17.2. Résultats individuels

	Gymnaste	Equipe	Anne e							Total
1	CERRI Constantin	LUC gym	1996	10.7	10.5	10.2	11.3	10.7	8.2	61.6
2	DELGATTE Pierre	LUC gym	1988	8.6	8.5	12.6	11.2	11.0	9.2	61.1
3	PLANCQ Arthur	LUC gym	1998	12.7	5.3	9.9	11.3	10.6	9.6	59.4
4	GENNEVRIEZ Geoffrey	LUC gym	1989	11.9	7.3	7.7	10.4	10.1	10.5	57.9
5	ROELANDTS Nicolas	LUC gym	1981	0.0	10.4	12.4	0.0	12.3	8.2	43.3