









Résultats de la compétition
Régionaux Ile de France
Gargenville
4 et 5 mars 2017

1. FEMININ NIVEAU2 11 + . SA_DA (individuels)

1.1. Résultats par équipes





	Equipe	Club					Total
1	Athis Mons	91--Uso Athis Mons	30.1	35.5	33.6	34.5	133.7
2	Brie comte robert	77--Scbgym	30.6	33.0	34.0	35.4	133.0
3	Pontoise	95--SPG Pontoise	27.0	34.6	35.7	34.3	131.6
4	Vaires	77--Us Vaires	29.7	34.2	32.0	34.6	130.5
5	Eragny	95--Gsa eragny	27.1	33.6	34.4	33.1	128.2
6	A. Dreux	28--Alliance de dreux gymnastique	27.1	31.8	31.9	34.6	125.4
7	Champigny	94--RSCChampigny gym	26.1	29.3	32.7	33.1	121.2
8	Draveil	91--A'tous gym Draveil	25.6	30.9	26.3	28.5	111.3

1.2. Résultats individuels

	Gymnaste	Equipe	Annee					Total
1	GRAUS Nicole	Athis Mons	1990	10.3	12.2	12.3	11.9	46.7
2	CABOS Julie	Athis Mons	1989	10.9	12.0	11.2	11.8	45.9
3	LEBETTRE Manon	Pontoise	1994	9.1	11.9	11.9	11.7	44.6
4	BERNAT Cathy	Pontoise	1994	9.2	11.5	11.7	11.6	44.0
5	DE SAINT CHARTRIER Laura	Brie comte robert	2000	9.5	11.6	11.6	11.1	43.8
6	KAPKPO Marine	Brie comte robert	2001	11.2	10.6	9.6	12.2	43.6
7	CASTANS Mélissandre	Eragny	1991	9.0	12.0	11.1	11.2	43.3
8	POUY Maylis	Brie comte robert	2002	9.4	10.5	11.8	11.5	43.2
9	TOUTIN Marianne	Vaires	1995	9.5	11.3	10.8	11.5	43.1
10	RONGIER Marjolaine	Pontoise	1998	8.7	11.2	12.1	11.0	43.0
11	DAVOLI Ollia	A. Dreux	1995	9.4	10.3	11.1	11.8	42.6
	GRIETTE Laurine	Vaires	2001	10.1	10.8	11.5	10.2	42.6
	CHAIX Manon	Champigny	1987	9.2	11.9	10.2	11.3	42.6
14	ROBLIN Marianne	A. Dreux	1994	8.9	10.6	10.5	11.9	41.9
15	BEAUJON Manon	Eragny	1997	8.8	10.1	11.8	10.9	41.6
	JANICHON Coraline	Eragny	1998	8.0	11.1	11.5	11.0	41.6
17	CHAMARET Marion	A. Dreux	1994	8.8	10.9	10.3	10.9	40.9
18	DIBENEDETO Laura	Brie comte robert	1989	9.9	10.8	8.4	11.7	40.8
19	RIBEIRO Marianne	Athis Mons	2001	8.9	11.3	10.1	10.3	40.6
	ALCHOURROUN Margot	Vaires	2000	9.9	10.4	9.4	10.9	40.6
21	CASTANS Apolline	Eragny	1994	9.3	10.5	9.3	10.9	40.0
22	LERUS Léanna	Brie comte robert	2002	9.2	8.9	10.6	11.0	39.7
23	GIANFERMI Elisa	Draveil	2001	8.7	11.4	8.4	10.3	38.8
24	BUFFIN Ilana	Champigny	2003	8.5	8.6	10.3	10.6	38.0
25	TEMPIER Roxane	Champigny	2000	8.4	5.8	10.7	11.2	36.1
26	SISSOVATH Louane	Draveil	2005	8.5	10.2	9.5	7.4	35.6
27	GIAMPOALI Gersendre	Athis Mons	1997	8.9	5.3	10.1	10.8	35.1
28	GAUSSOT Léa	Vaires	1999	0.0	12.1	9.6	11.6	33.3
29	IMTIAZ Fatima	Draveil	1999	8.4	6.7	8.4	9.7	33.2
30	DIDIER Julia	Vaires	1989	9.7	0.0	9.7	11.5	30.9
	BENOIT Aurélie	Champigny	1990	0.0	8.7	11.7	10.5	30.9
32	JOUIN Aurélie	Champigny	1994	0.0	8.7	9.3	8.9	26.9
33	TRAVERS Amelie	Eragny	1996	8.2	9.7	8.8	-1.02	25.7
34	BAGDASSARIANTS Caroline	Draveil	2000	0.0	9.3	7.8	8.5	25.6
35	DEFFORGE Juliette	Athis Mons	1999	0.0	0.0	0.0	0.0	0.0

2. FEMININ NIVEAU2 11-16 ans . SA_DA (individuels)

2.1. Résultats par équipes





	Equipe	Club					Total
1	A. Dreux	28--Alliance de dreux gymnastique	28.4	31.6	33.6	34.0	127.6
2	Ris Orangis	91--Union sportive de ris-orangis	28.6	31.6	34.2	28.8	123.2

2.2. Résultats individuels

	Gymnaste	Equipe	Annee					Total
1	KADDARI Lea leila	A. Dreux	2000	9.9	11.7	11.8	11.3	44.7
2	DA SILVA Andrea	Ris Orangis	2000	10.1	11.1	11.7	10.5	43.4
3	BROCHARD Coralie	A. Dreux	2000	8.6	10.4	10.6	11.5	41.1
4	LOUIFERT Mathilde	A. Dreux	2003	9.9	8.7	11.2	11.2	41.0
5	NGUEMBO Melissa	Ris Orangis	2001	9.1	10.4	11.0	10.2	40.7
6	MINHOTO Cassandra	Ris Orangis	2000	9.4	10.1	11.5	8.1	39.1
7	BEDARD Mégan	A. Dreux	2004	8.3	9.5	9.7	10.5	38.0
8	NAULET Daphnée	Ris Orangis	2002	0.0	0.0	0.0	0.0	0.0

3. FEMININ NIVEAU3 11 + . SA_DA (individuels)

3.1. Résultats par équipes

	Equipe	Club					Total
1	Montereau	77--Cs montereau	30.1	34.2	33.9	33.7	131.9
2	Morsang sur orge	91--Morsang sur Orge	29.3	32.7	34.2	33.1	129.3
3	Les Clayes	78--Usmclayes sous bois gymnastique artistique	28.2	30.7	33.7	34.3	126.9
4	Plessis paté	91--EGPP	27.1	32.0	33.7	33.1	125.9
5	Vaires	77--Us Vaires	27.6	31.9	33.0	32.7	125.2
6	Andrézy	78--Andrézy	26.7	32.3	31.5	33.0	123.5
7	Brie comte robert	77--Scbgym	26.1	31.5	33.3	32.3	123.2
8	Rungis	94--Rungis	26.3	30.5	34.3	31.3	122.4
9	A. Dreux	28--Alliance de dreux gymnastique	26.8	31.3	33.3	30.5	121.9
10	Orsay	91--Caorsay	26.7	31.3	31.0	32.8	121.8
11	Gonesse	95--Association sportive et gymnique de gonesse	26.9	30.4	32.4	30.7	120.4
12	Houilles 1	78--Avant-Garde de Houilles	27.1	29.7	32.5	31.0	120.3
13	Houilles 2	78--Avant-Garde de Houilles	24.8	29.5	33.0	31.8	119.1
14	Gargenville	78--Espérance de gargenville	26.2	25.7	34.1	32.2	118.2





3.2. Résultats individuels

	Gymnaste	Equipe	Annee					Total
1	PROUTEAU Marine	Morsang sur orge	1996	10.6	11.9	11.3	11.3	45.1
2	GOLLIAU Lucille	Montereau	1997	10.6	11.7	11.2	11.3	44.8
3	PHIBEL Loretta	Montereau	2004	9.9	11.4	11.5	11.2	44.0
4	VEAU Justine	Houilles 1	1991	9.5	11.0	11.5	11.1	43.1
5	CUCOLAS Ionela	Plessis paté	1993	8.7	11.6	11.3	11.4	43.0
6	MOUKHLISSE Sana	Les Clayes	2004	10.5	10.3	10.7	11.4	42.9
7	JEZEQUEL Morgann	Vaires	1993	10.1	10.6	11.0	11.1	42.8
8	MARCHIORI Claire	Rungis	1985	8.6	10.8	12.0	11.0	42.4
9	POTTIN Cassandre	Plessis paté	2001	9.1	10.7	11.3	11.0	42.1
10	TREPY Aurelia	Andrézy	1984	9.0	10.8	11.6	10.6	42.0
11	LEGOUSSE Floriane	Morsang sur orge	1996	9.7	9.3	11.3	11.5	41.8
12	CAILLEAU Elisa	Andrézy	1996	9.0	10.9	10.3	11.3	41.5
13	KUCIA Sabrina	A. Dreux	2001	9.0	10.6	11.0	10.8	41.4
14	PARC Amélie	Vaires	1999	8.8	10.7	11.0	10.8	41.3
	LEGROUX Adeline	Morsang sur orge	1982	8.7	10.7	11.6	10.3	41.3
16	COLLET Célya	A. Dreux	2001	8.7	10.5	11.3	10.5	41.0
	SERRE Chloe	Montereau	1999	8.1	11.1	10.6	11.2	41.0
	RENAUDIN Lucie	Vaires	1996	8.7	10.6	10.9	10.8	41.0
19	DARTRON Clarelle	Gonesse	1999	8.8	9.9	11.1	11.0	40.8
20	VIAL Clemence	Houilles 2	1998	7.9	10.6	11.2	10.8	40.5
	DAVID Helene	Plessis paté	1991	9.3	9.7	10.8	10.7	40.5
	LEMAHIEU Pauline	Les Clayes	1982	8.6	10.6	10.5	10.8	40.5
23	ADRIEN Julie	Les Clayes	1995	8.8	8.8	11.4	11.4	40.4
	LEFEVRE Aline	Rungis	1980	8.6	9.5	11.9	10.4	40.4





	PAYSAN Maureen	Orsay	1997	8.9	10.9	9.9	10.7	40.4
	GOSSE Fanny	Brie comte robert	2001	8.7	10.2	10.8	10.7	40.4
27	RIVIERE Marie	Les Clayes	1999	8.9	9.8	10.7	10.9	40.3
	GINESTAR Anne Lyse	Orsay	1991	8.7	10.5	9.8	11.3	40.3
	HARNOUSI Noella *	Andrésy 1 (indiv) (indiv)	1992	9.1	8.8	11.3	11.1	40.3
30	ROUVIERE Noémie	Vaires	1995	8.2	10.6	11.0	10.3	40.1
31	POMMERELL Kiara	Brie comte robert	2001	8.6	10.3	11.6	9.5	40.0
32	SAOUNERA Marietou	Gonesse	2003	9.1	9.7	11.0	10.1	39.9
33	PAYSAN Ines	Orsay	2002	9.0	9.9	10.1	10.8	39.8
34	SALMON Juliette	Plessis paté	2001	8.4	9.7	11.1	10.5	39.7
	ARMAND Johanne	Les Clayes	1991	8.6	8.0	11.6	11.5	39.7
	KERRIEN Marion	Gargenville	1998	8.6	8.6	11.3	11.2	39.7
37	DAVID Maëlle	Houilles 2	1999	8.5	9.9	10.7	10.5	39.6
	ANRETAR Vanessa	Brie comte robert	1992	8.6	10.5	9.5	11.0	39.6
39	LEPROUX Marine	Brie comte robert	2001	8.8	10.0	10.2	10.3	39.3
40	COUSTOU Marion	A. Dreux	2001	9.1	10.2	10.7	9.2	39.2
	HAMMOU Sarah	Morsang sur orge	2001	8.7	10.1	10.4	10.0	39.2
42	LOURME Elodie	Gargenville	2000	8.5	8.2	11.3	10.8	38.8
43	PELLETIER Cecile	Orsay	2001	8.8	8.6	11.0	10.3	38.7
	BOURSE Solenne	Andrésy	1987	8.4	10.6	9.6	10.1	38.7
45	ALVES Ange	Houilles 2	2000	8.4	8.6	11.1	10.5	38.6
46	CALLU Laurine	Houilles 1	1993	8.2	8.8	10.9	10.2	38.1
47	TONDI Oriane	Gargenville	1995	8.3	8.9	11.5	9.3	38.0
48	GREMION Lucile	Houilles 1	1992	8.8	9.9	9.7	9.5	37.9
49	ALLIO Gwendoline	Gargenville	1999	8.6	8.1	10.8	10.2	37.7
50	POTDEVIN Léna	A. Dreux	1999	8.2	9.3	11.0	8.8	37.3
51	ROCCHETTI Jennifer	Rungis	1988	9.1	9.0	9.2	9.9	37.2
	TONDI Lorene	Gargenville	1998	9.0	8.2	10.8	9.2	37.2
	URBANIAK Marion	Andrésy	1993	8.6	9.5	9.6	9.5	37.2
54	GRONDIN Alexia	Orsay	1992	8.5	8.9	9.6	10.1	37.1
55	LAKEHAL Lina	Montereau	1999	9.6	10.4	8.9	8.0	36.9
	ZOANET Tracy	Gonesse	1995	6.6	10.4	10.3	9.6	36.9
	DEBAT Marion	Andrésy	1996	8.7	9.1	8.0	11.1	36.9
58	GRAL Camille	Houilles 1	1995	8.6	8.5	9.2	9.7	36.0
59	ORECCHIA Floriane	A. Dreux	1999	8.5	8.6	9.8	9.0	35.9
60	KACIMI Soraya	Houilles 1	1991	8.8	8.1	10.1	8.4	35.4
61	CHERON Chloé	Brie comte robert	2002	0.0	10.7	10.9	10.6	32.2
62	ANSART Coline	Morsang sur orge	1994	9.0	10.0	11.1	0.0	30.1
63	ZOANET Tania	Gonesse	1995	9.0	10.1	8.7	0.0	27.8
64	DOS SANTOS Ambre	Plessis paté	2001	8.0	0.0	9.1	10.3	27.4
65	NAZLY Cecilia	Gonesse	1995	8.4	0.0	8.7	8.5	25.6
66	LETAIEF Lilou	Montereau	1998	0.0	0.0	11.2	11.0	22.2
67	LESSAGE Marie	Rungis	1989	0.0	10.2	10.4	0.0	20.6
68	ALVES May	Houilles 2	1999	0.0	9.0	0.0	10.0	19.0
69	GRAL Lucile	Houilles 2	1999	0.0	0.0	0.0	0.0	0.0
	OLANIER Alicia	Vaires	2000	0.0	0.0	0.0	0.0	0.0
	DE JESUS Elodie	Rungis	1992	0.0	0.0	0.0	0.0	0.0

4. FEMININ NIVEAU4 11-15 ans . SA_DA (individuels)

4.1. Résultats par équipes

	Equipe	Club					Total
1	Lieusaint	77--CERCLE GYMNIQUE LIEUSAINTAIS	27.6	34.1	32.7	33.1	127.5
2	Plaisir	78--Etoile gymnique plaisiroise	27.6	33.8	32.0	33.2	126.6
3	A. Dreux	28--Alliance de dreux gymnastique	27.3	33.8	31.2	32.9	125.2
	Lagny sur marne	77--Elan gymnique de lagny	26.9	34.2	30.3	33.8	125.2
5	Vaires	77--Us Vaires	26.2	34.2	31.3	33.1	124.8
6	Voisins	78--Voisins	26.8	33.5	30.6	33.7	124.6
7	Les Clayes	78--Usmclayes sous bois gymnastique artistique	25.0	33.8	30.3	32.5	121.6
8	Cerny	91--Gymnastique sportive de cerny	26.6	32.8	30.8	31.3	121.5
9	Conflans	78--PLM C Gym	25.1	32.4	30.0	33.1	120.6
10	Rungis	94--Rungis	26.4	30.5	31.1	32.0	120.0
11	Orsay	91--Caorsay	25.4	30.3	29.9	31.8	117.4
12	Boulogne	92--Boulogne	25.3	29.9	29.8	31.4	116.4
13	Marcoussis	91--Asm	24.9	31.8	28.2	31.4	116.3





4.2. Résultats individuels

	Gymnaste	Equipe	Annee					Total
1	PENSO Kelly	Plaisir	2001	9.2	11.6	11.4	11.3	43.5
2	GUILLEMARD Justine	A. Dreux	2004	9.3	11.5	10.9	10.9	42.6
3	ANDRE Julie	Voisins	2003	8.7	11.4	10.6	11.2	41.9
	VENCATASAMY Matéa	Lieusaint	2002	8.8	11.3	11.0	10.8	41.9
5	CORMIER Calyssa	Lagny sur marne	2004	8.5	11.4	10.5	11.4	41.8
6	PLANQUE Maud	Voisins	2002	9.0	11.5	10.0	11.2	41.7
7	FERENBACH Elsa	A. Dreux	2004	9.3	11.0	10.2	11.1	41.6
8	SOUCHU Eva	Vaires	2004	8.5	11.7	10.2	11.1	41.5
9	VIOLLETTE Juline	Lieusaint	2003	7.7	11.6	10.8	11.3	41.4
10	LAPOSI Ambre	Plaisir	2001	8.3	11.4	10.8	10.8	41.3
11	CORRÉ Stacy	A. Dreux	2003	8.7	11.3	10.1	10.9	41.0
	BOUVARD Garance	Lagny sur marne	2004	8.9	10.9	9.9	11.3	41.0
13	BOISSEAU Anaëlle	Vaires	2003	8.5	11.0	10.5	10.9	40.9
	CHATELIER Amandine	Vaires	2003	8.3	11.5	10.6	10.5	40.9
15	VIOLAS Marie	Rungis	2003	8.6	10.3	11.1	10.8	40.8
16	ROUX Lucie	Conflans	2002	9.2	10.8	9.5	11.2	40.7
	ALCHOUROUN Camille	Vaires	2004	9.2	10.3	10.1	11.1	40.7
	CAPESTAN Marie	Lagny sur marne	2004	8.5	11.2	9.9	11.1	40.7
19	CARRERE Maelle	Voisins	2002	9.0	10.6	10.0	11.0	40.6
20	MOLTO-VION Chloé	Lieusaint	2002	9.1	10.8	10.9	9.7	40.5
21	DA SILVA Jade	Cerny	2003	9.4	11.2	10.2	9.6	40.4
	LIBERMANN Inès	Lagny sur marne	2003	8.8	11.1	9.5	11.0	40.4
23	SAUTET Diane	Plaisir	2001	9.0	10.7	9.8	10.8	40.3
	DE CARVALHO élodie	Lieusaint	2002	9.2	11.2	8.9	11.0	40.3
25	DA SILVA Nikita	Lagny sur marne	2004	9.2	11.6	9.5	9.9	40.2





26	LEROUX Jeanne	Les Clayes	2002	7.9	10.7	10.7	10.8	40.1
	RESTIER Elsa	Les Clayes	2001	8.5	10.8	9.8	11.0	40.1
	KHAMMAME Manon	Plaisir	2002	9.4	10.8	8.8	11.1	40.1
29	VIARD Julie	Marcoussis	2003	8.0	11.2	9.6	11.1	39.9
	ROGER Lucile	Cerny	2003	8.4	11.1	9.8	10.6	39.9
31	CHERBONNEL Ilona	Rungis	2003	8.8	10.0	10.2	10.7	39.7
32	VADOT Marine	Cerny	2002	8.8	10.0	9.8	11.0	39.6
	CHABOT Celiane	Conflans	2002	7.9	10.6	10.2	10.9	39.6
	EURIN Elise	Orsay	2002	8.6	10.6	10.2	10.2	39.6
35	BUSSEROLLE Soline	Les Clayes	2002	8.0	11.3	9.8	10.4	39.5
	FERREZ Mia	Conflans	2002	8.0	10.6	10.3	10.6	39.5
37	CORDONNIER Lois	Conflans	2002	7.9	11.0	9.5	11.0	39.4
	LE BOUDEC Perrine	Voisins	2005	8.8	10.6	8.7	11.3	39.4
	PEREZ Frederique	Boulogne	2002	7.8	10.7	10.4	10.5	39.4
40	VERO Margaux	Les Clayes	2002	7.6	11.4	9.5	10.7	39.2
	LEGER Ambre	Rungis	2003	9.0	10.2	9.5	10.5	39.2
42	BASCOUL Solene	Marcoussis	2004	8.4	10.0	9.8	10.5	38.7
	RABAUlt Armelle	Boulogne	2002	8.6	11.1	10.0	9.0	38.7
44	HARDY Tiphaine	Les Clayes	2003	8.5	11.1	8.7	10.3	38.6
45	BRETER Anais	Lieusaint	2002	9.3	10.0	8.4	10.8	38.5
46	MATHEUS Maeva	Cerny	2001	7.4	10.5	10.8	9.7	38.4
47	MOLINO Elsa	Rungis	2004	8.4	9.9	9.8	9.9	38.0
48	MAEDER Charlotte	Marcoussis	2003	7.9	10.6	8.8	9.8	37.1
49	MBOUKADIA Armande	A. Dreux	2003	8.7	9.7	8.2	10.1	36.7
50	SARRAZIN Charlotte	Orsay	2003	8.5	8.5	9.6	9.3	35.9
51	FREIRE CABRAL Ines	Boulogne	2001	8.4	8.1	8.5	10.2	35.2
52	BAGLIN Clemence	Boulogne	2001	8.3	6.0	9.4	10.2	33.9
53	HERTZOG Marion	Boulogne	2001	8.1	5.6	9.4	10.7	33.8
54	THOMAS Juliette	Marcoussis	2004	8.5	8.4	7.6	8.5	33.0
55	LABOURIER Auxane	Orsay	2001	7.8	6.5	8.1	10.5	32.9
56	ROLLAND Manon	Orsay	2001	0.0	11.2	10.1	10.7	32.0
57	HERBERT Charlotte	Orsay	2003	8.3	0.0	8.1	10.6	27.0
58	DJERBI Selena	Rungis	2003	0.0	0.0	8.0	0.0	8.0
59	MAULNY Agathe	Cerny	2004	0.0	0.0	0.0	0.0	0.0
	HERBAULT Emilie	Voisins	2003	0.0	0.0	0.0	0.0	0.0

5. FEMININ NIVEAU3 11-16 ans . SA_DA (individuels)

5.1. Résultats par équipes

	Equipe	Club					Total
1	Andrézy	78--Andrézy	25.6	31.5	33.6	32.8	123.5
2	Les Clayes	78--Usmclayes sous bois gymnastique artistique	26.5	31.4	33.0	31.6	122.5
3	Chilly Morangis	91--Cgmc	26.4	30.1	31.1	31.6	119.2

5.2. Résultats individuels

	Gymnaste	Equipe	Annee					Total
1	GROISNE Blandine	Andrézy	2003	8.2	11.0	11.5	11.0	41.7
2	LEGO Laura	Les Clayes	2002	8.6	10.6	11.3	10.5	41.0
3	NOWICKI Claire	Chilly Morangis	2002	8.7	10.3	11.2	10.4	40.6
4	ROUCHY Fanny	Andrézy	2003	8.1	9.9	11.1	11.1	40.2
5	ABDOUL MELLECK Maylis	Les Clayes	2002	9.2	10.0	10.4	10.4	40.0
6	VERMAUT Sarah	Andrézy	2000	8.6	9.6	11.0	10.7	39.9
7	GIRARDIN Marion	Chilly Morangis	2001	8.8	9.6	10.4	10.5	39.3
8	SOUCHET NEUMAN Morgane	Les Clayes	2002	8.5	10.8	10.6	9.1	39.0
	MICHEL Maeva	Andrézy	2003	8.1	10.6	9.6	10.7	39.0
10	JARRIER STETTIN Julie	Les Clayes	2000	8.4	9.4	10.4	10.7	38.9
11	HERARD Cyrielle	Les Clayes	2002	8.7	10.0	11.1	8.9	38.7
	VARSVAUX Emma	Chilly Morangis	2000	8.6	10.2	9.5	10.4	38.7
13	NEVEU Marie	Andrézy	2000	8.8	9.5	9.6	10.5	38.4
14	PARIGOT Honorine	Chilly Morangis	2003	8.9	8.2	7.6	10.7	35.4
15	LEITAO Clélia	Chilly Morangis	2001	0.0	0.0	0.0	0.0	0.0

6. MASCULIN NIVEAU4 11 + . SA_DA (individuels)

6.1. Résultats par équipes

	Equipe	Club							Total
1	Dreux	28--Esperance drouaise	29.7	28.1	32.2	29.6	32.8	24.4	176.8
2	Chatou	78--Chatou DynaGym	32.6	28.5	32.0	26.8	30.8	25.8	176.5
3	Rungis	94--Rungis	28.3	28.3	29.3	27.8	33.1	27.3	174.1
4	Beauchamp	95--Arabesque gymnique Beauchamp	29.0	30.8	25.3	27.3	33.2	24.2	169.8
5	Athis Mons	91--Usa Athis Mons	28.4	27.8	26.1	27.4	32.3	23.6	165.6
6	Les Clayes	78--Usmclayes sous bois gymnastique artistique	27.7	23.4	22.8	26.9	30.4	22.1	153.3
7	Bouffemont	95--CLUB DE GYMNASTIQUE EVOLUTION	16.2	26.1	28.6	29.0	29.4	8.8	138.1

6.2. Résultats individuels

	Gymnaste	Equipe	Annee							Total
1	LAGRANGE Elliot	Athis Mons	1991	9.9	10.4	11.1	9.9	10.9	10.0	62.2
2	ROBLIN Franck	Dreux	1992	10.6	8.6	10.9	10.8	10.7	9.2	60.8
3	DUCHADEAU Jeremy	Beauchamp	1997	8.5	10.7	11.2	8.9	11.3	8.9	59.5
4	BOLE-FEYSOT Yann	Chatou	1971	9.8	10.2	10.9	9.1	10.6	8.8	59.4
5	DI MASCIO Anthony	Rungis	1992	9.3	9.7	11.0	9.2	10.8	7.8	57.8
6	BOCK Jeremie	Dreux	1996	9.4	9.1	10.3	9.6	11.2	7.9	57.5
7	THAVIOT Matthieu	Rungis	1987	10.3	9.3	7.4	9.4	11.4	8.7	56.5
8	ALLEK Idris	Athis Mons	2001	10.7	9.0	7.8	9.4	11.0	7.8	55.7
9	PARENT Nathanaël	Les Clayes	1998	8.8	8.1	10.1	9.1	10.6	8.6	55.3
10	DOS SANTOS Theo	Dreux	2001	9.7	8.9	9.5	9.1	10.7	7.3	55.2
11	LENGLART Arthur	Dreux	2001	9.0	9.1	10.8	9.1	10.5	6.3	54.8
12	PRIOTON Erwan	Beauchamp	2000	9.8	7.4	8.7	9.2	10.8	8.7	54.6
13	LE TADIC Theo	Dreux	2002	9.2	9.9	10.5	9.2	10.9	4.6	54.3
14	LEGUYARDER Vincent	Rungis	1998	8.7	9.3	8.4	9.2	9.6	8.9	54.1
15	VAUGON Arnaud	Chatou	2001	10.4	7.7	10.2	9.3	8.7	7.6	53.9
16	CHARRIER Marin	Chatou	1991	11.0	4.1	10.5	8.4	9.8	8.0	51.8
17	CERRA Alexandre	Beauchamp	1996	10.1	10.4	5.4	8.9	9.7	6.6	51.1
18	BENDJABALLAH Mohamed	Chatou	1999	11.2	10.6	10.6	0.0	8.8	9.0	50.2
19	GUIOT Florian	Bouffemont	1996	8.5	8.9	8.8	9.3	9.3	5.0	49.8
20	LOISEL Damien	Athis Mons	1987	6.4	8.4	7.2	8.1	10.4	5.8	46.3
21	GORIOT Mathieu	Bouffemont	1996	7.7	6.8	8.4	8.5	7.7	3.8	42.9
22	RESTIER David	Les Clayes	1971	8.0	6.0	3.9	8.7	9.9	5.8	42.3
23	BESSOT Axel	Bouffemont	1994	0.0	9.4	9.8	11.2	11.3	0.0	41.7
24	COCHAIN Andrew	Beauchamp	1987	9.1	9.7	0.0	9.2	11.1	0.0	39.1
25	FLORAC Rodrigue	Les Clayes	1997	0.0	9.3	8.8	0.0	9.9	7.7	35.7
26	MOLLE Matthéo	Athis Mons	2003	7.8	1.6	6.0	7.7	8.7	1.8	33.6
27	POUBANNE Philippe	Rungis	1961	0.0	0.0	9.9	0.0	10.9	9.7	30.5
28	ROZE Fabien	Bouffemont	1995	0.0	7.8	10.0	0.0	8.8	0.0	26.6
29	D'HALLUIN Alexis	Chatou	1996	0.0	0.0	9.4	0.0	10.4	6.5	26.3
30	BOLLE Alexandre	Les Clayes	1997	10.9	0.0	0.0	9.1	0.0	0.0	20.0
31	AGAPE Romain	Beauchamp	1993	5.8	0.0	0.0	0.0	0.0	1.2	7.0
32	DEFORGES Jules	Les Clayes	2000	0.0	0.0	0.0	0.0	0.0	0.0	0.0





BERNARD Fabien	Rungis	1989	0.0	0.0	0.0	0.0	0.0	0.0	0.0	0.0
VIGUIER Sebastien	Bouffemont	2000	0.0	0.0	0.0	0.0	0.0	0.0	0.0	0.0

7. FEMININ NIVEAU4 14-18 ans . SA_DA (individuels)

7.1. Résultats par équipes

	Equipe	Club					Total
1	Lagny sur marne	77--Elan gymnique de lagny	28.0	32.5	33.0	33.3	126.8
2	Montereau	77--Cs montereau	25.2	34.2	33.0	34.0	126.4
3	Annet sur marne	77--Annet sur marne	25.7	31.7	34.0	33.5	124.9
4	Ecuelles	77--Adsce gym	25.0	33.6	32.5	31.9	123.0
5	St Germain Laval	77--GCSGL	25.4	33.4	31.8	32.1	122.7
6	Gargenville	78--Espérance de gargenville	25.3	31.5	33.0	32.4	122.2
7	Chatou	78--Chatou DynaGym	26.0	30.7	32.2	32.8	121.7
8	Yerres 1	91--Gym club yerrois	25.2	34.1	30.1	32.1	121.5
9	Brie comte robert	77--Scbgym	25.0	33.7	29.6	33.1	121.4
10	Voisins	78--Voisins	25.8	31.4	30.7	32.5	120.4
11	Vaires	77--Us Vaires	24.7	32.5	30.9	32.1	120.2
12	Yerres 2	91--Gym club yerrois	26.4	31.9	28.7	30.6	117.6
13	Champigny	94--RSCChampigny gym	24.4	30.9	28.5	32.2	116.0
14	Andrésy	78--Andrésy	22.2	31.4	30.2	30.9	114.7
15	Nogent sur seine	10--Nogent sur Seine	23.8	26.6	32.0	31.3	113.7


7.2. Résultats individuels

	Gymnaste	Equipe	Annee					Total
1	DRIEUX Solène	Annet sur marne	2000	9.1	11.5	11.4	11.2	43.2
2	RIVIERE Marianne	Montereau	1999	8.2	11.7	11.2	11.7	42.8
3	SKOCZEK Solene	Lagny sur marne	2002	8.9	10.9	11.2	11.1	42.1
	PIERRE Salome	Chatou	2001	9.1	10.7	11.3	11.0	42.1
5	SCATTOLINI Thea	Montereau	2000	8.6	11.1	11.3	10.8	41.8
6	MACE Mathilde	Lagny sur marne	2000	9.6	10.8	11.0	10.0	41.4
	DI MARTINO Romane	Annet sur marne	1999	8.9	10.3	11.2	11.0	41.4
8	ROSSIN Juliette	Montereau	2002	8.4	10.9	10.5	11.5	41.3
	BERGAGNA Ornella	Vaires	2002	8.3	11.1	10.4	11.5	41.3
	SONNEFRAUD Chloe	Ecuelles	2002	8.4	11.8	10.7	10.4	41.3
11	BOUTIQUE Alyzée	Voisins	2000	8.5	11.0	10.5	11.2	41.2
12	AREZKI Aurore	Nogent sur seine	2000	8.2	10.7	10.8	11.4	41.1
13	SKOCZEK Marion	Lagny sur marne	2000	8.8	10.8	10.3	11.1	41.0
	TARRIS Enola	Lagny sur marne	2000	8.5	10.6	10.8	11.1	41.0
15	REAUTHEY Justine	Brie comte robert	2001	8.3	11.1	10.1	11.3	40.8
16	CLOIX Zoé	Yerres 1	2000	8.4	11.3	9.9	11.1	40.7
	PONE Candice	Yerres 1	2001	8.4	11.6	10.1	10.6	40.7
	MARROT Benedicte	Gargenville	2000	8.6	10.8	11.3	10.0	40.7
19	GOURGUES Lola	St Germain Laval	2000	8.0	10.6	10.8	11.2	40.6
20	TYPRET Laurianne	Gargenville	2000	8.4	10.1	10.7	11.3	40.5
21	VERGNAUD Clara	Yerres 2	2000	9.2	10.3	10.2	10.7	40.4
22	LEFEBVRE Elodie	Annet sur marne	2001	7.7	9.9	11.4	11.3	40.3
23	BAULARD Sarah	Gargenville	2001	8.3	10.6	11.0	10.3	40.2
	BOZEC Sarah	Ecuelles	1998	8.3	10.2	10.9	10.8	40.2
25	MENBRIVES Melanie	Montereau	2001	8.2	11.3	10.5	10.1	40.1
	PEROU Ylona	Ecuelles	2000	7.8	11.3	10.6	10.4	40.1
27	PAILLARD Elysa	St Germain Laval	2001	8.6	11.2	10.4	9.8	40.0





28	FILLEAU Emeline	Brie comte robert	2001	8.4	11.3	9.0	11.1	39.8
29	BESOMBES Julie	St Germain Laval	2001	8.1	10.6	10.6	10.4	39.7
30	FAUS Emma	Montereau	2000	8.1	11.2	9.6	10.6	39.5
31	CANDAS Camille	Yerres 1	2000	8.2	11.2	9.5	10.4	39.3
	GAUDY Manon	Ecuelles	2001	8.3	10.5	10.9	9.6	39.3
33	BRETON Coraline	St Germain Laval	1999	8.4	11.4	10.3	9.1	39.2
34	ROBINE Pauline	Yerres 1	2000	8.4	10.7	10.1	9.9	39.1
35	POIRIER Margaux	Yerres 2	2001	8.5	10.5	9.5	10.5	39.0
36	MONTPERT Mathilde	Vaires	2001	8.1	10.5	9.8	10.5	38.9
37	DE LUTIS Isaure	Lagny sur marne	2000	9.5	9.4	10.1	9.8	38.8
38	HERTIG Lucie	Brie comte robert	2000	8.3	11.1	8.6	10.7	38.7
39	EBANAT INGAUTA Lyse dahlia	Champigny	2002	8.4	10.3	9.8	10.1	38.6
40	BIGOT Claire	Chatou	2000	8.4	10.2	9.0	10.9	38.5
41	POITOU Cassandra	St Germain Laval	2001	8.4	10.8	8.6	10.5	38.3
	BRISSE Jeanne	Andrézy	2001	7.2	10.6	10.5	10.0	38.3
43	DA SILVA Lola	Yerres 2	2001	8.7	11.1	9.0	9.4	38.2
44	DUBREUIL Johanna	Nogent sur seine	2000	7.8	9.9	10.4	9.9	38.0
45	LEBOUDEC Léa	Voisins	1999	8.7	10.8	9.3	9.0	37.8
	MILLET-GRUET Alicia	Champigny	2001	7.7	10.0	8.7	11.4	37.8
	TOMBOIS Julie	Andrézy	2001	7.4	10.1	10.0	10.3	37.8
	ITIER Manon	Chatou	2000	8.5	9.8	10.6	8.9	37.8
49	REBOUL Valentine	Voisins	1999	8.6	7.4	10.5	10.9	37.4
50	FAIVRE Manon	Gargenville	2001	7.9	9.3	9.6	10.5	37.3
	BLANCHARD Mathilde	Andrézy	2000	6.6	10.7	9.7	10.3	37.3
52	GILLOURY Anne	Champigny	2000	8.3	10.6	8.4	9.8	37.1
53	SAISON Albane	Voisins	1999	8.4	8.5	9.7	10.4	37.0
54	HEOLET Mae	Gargenville	2001	7.1	8.8	10.4	10.6	36.9
	PERHIRIN Manon	Chatou	2000	7.9	7.8	10.3	10.9	36.9
	VANDERME Anna	Chatou	2001	8.4	8.0	10.2	10.3	36.9
57	NAULEAU Sara	Champigny	2001	7.4	7.5	10.0	10.7	35.6
58	MAAZA ELFAHIMI Shaina	Ecuelles	2002	8.1	6.0	10.1	10.7	34.9
59	VILETTE Solene	Vaires	2001	8.3	6.2	9.7	9.8	34.0
60	MARCELLIN Cecile	Andrézy	2000	7.4	9.6	7.6	9.2	33.8
61	PROST Oriane	Nogent sur seine	1999	7.7	6.0	9.9	9.3	32.9
62	DUBREUIL Olivia	Nogent sur seine	2002	7.8	2.6	10.8	10.0	31.2
63	THOMAS Anne	Vaires	2000	0.0	10.9	10.5	8.8	30.2
64	DOLSA Camille	Voisins	1999	0.0	9.6	8.7	8.9	27.2
65	JUBEAU Sophie	Andrézy	2000	7.4	0.0	9.0	10.3	26.7
66	GOSSE Marine	Brie comte robert	1999	0.0	11.3	9.7	0.0	21.0
67	CANNICIONI Sarah	Brie comte robert	2000	0.0	10.8	9.8	0.0	20.6
68	DOLLOIS Gaelle	Vaires	2002	0.0	0.0	10.0	10.1	20.1
69	TCHITHELLE Maelys	Annet sur marne	2001	0.0	0.0	0.0	0.0	0.0
	WADOUX Laurine	Annet sur marne	2001	0.0	0.0	0.0	0.0	0.0
	KHYSSAMONDINOFF Mathilde	Nogent sur seine	2000	0.0	0.0	0.0	0.0	0.0

8. FEMININ NIVEAU4 11 + . SA_DA (individuels)

8.1. Résultats par équipes

	Equipe	Club					Total
1	Fresnes	94--A.A.S. FRESNES	28.5	34.1	32.4	32.7	127.7
2	Beauchamp	95--Arabesque gymnique Beauchamp	26.8	33.3	33.3	33.4	126.8
3	Bray	77--Club sportif braytois	27.2	34.5	31.7	32.9	126.3
4	Pontoise	95--SPG Pontoise	26.3	34.9	32.2	32.0	125.4
5	Chilly Morangis	91--Cgmc	26.7	32.8	32.4	32.3	124.2
6	Vaires	77--Us Vaires	26.4	32.9	31.8	32.6	123.7
7	Orsay	91--Caorsay	27.3	31.7	30.7	32.4	122.1
8	Athis Mons	91--Uso Athis Mons	26.2	31.9	30.7	32.0	120.8
9	Conflans	78--PLM C Gym	25.7	33.7	29.2	31.0	119.6
10	Marcoussis	91--Asm	25.8	30.8	31.1	30.6	118.3
11	Osny	95--Espoirs gymniques d'osny	25.7	30.1	31.2	30.5	117.5







8.2. Résultats individuels

	Gymnaste	Equipe	Annee					Total
1	SOLLACARO Lucie	Chilly Morangis	1998	9.1	11.5	11.3	11.4	43.3
2	TRONET Camille	Pontoise	1997	8.9	12.0	10.9	11.4	43.2
	GARDEBIEN Tiana	Fresnes	2001	10.3	11.5	11.3	10.1	43.2
4	RIBEIRO Manon	Bray	1999	8.7	11.5	11.2	11.1	42.5
5	SALINAS Mina	Fresnes	2002	9.3	11.1	10.7	11.1	42.2
6	COMMANGE Fanny	Beauchamp	1993	8.6	11.6	10.6	11.3	42.1
7	VAZ Heloise	Beauchamp	1997	9.3	10.6	10.8	11.3	42.0
8	SKWARA Marine	Beauchamp	1994	8.7	11.1	11.2	10.8	41.8
9	BENOIT Héloïse	Vaires	1992	8.7	11.0	11.0	10.9	41.6
	LEVEAU Perrine	Orsay	2004	9.8	10.7	10.2	10.9	41.6
11	ZANARDI Margaux	Pontoise	2000	8.4	11.6	11.2	10.3	41.5
	BANOS Maeva	Bray	2003	8.8	11.5	10.1	11.1	41.5
13	LAROCHE Gabrielle	Fresnes	1998	8.7	11.4	10.3	11.0	41.4
	DOUILLARD Loïscia	Bray	2001	9.1	11.5	10.4	10.4	41.4
	GIRARD Anne	Bray	1992	9.3	11.3	10.1	10.7	41.4
16	LASIMANT Jessie	Vaires	1996	9.2	10.9	10.2	11.0	41.3
17	AROUNASSALON Magalie	Beauchamp	1981	8.7	10.5	11.3	10.7	41.2
18	BOILEAU Doriane	Fresnes	2002	8.9	11.2	10.4	10.6	41.1
19	HARGREAVES Camille	Orsay	1994	8.8	10.8	10.4	10.7	40.7
20	TIGIER Lea	Marcoussis	1998	8.4	11.5	10.8	9.9	40.6
	PINTO Amelys	Chilly Morangis	2000	8.8	10.8	10.8	10.2	40.6
22	COLLEONI Chloe	Conflans	1997	8.6	11.0	10.0	10.9	40.5
23	SECHOIR Lisa	Athis Mons	2000	8.6	10.8	9.9	10.8	40.1
	LOSSOUARN Lucie	Bray	2004	8.6	11.1	9.8	10.6	40.1
25	PERNET Aureore	Vaires	1994	8.5	11.0	10.6	9.9	40.0
26	THAVIOT Manon	Athis Mons	1991	8.9	10.8	10.3	9.9	39.9
	LE MOAN Marie	Pontoise	2000	8.2	11.3	10.1	10.3	39.9
28	FOUCHE Emilie	Orsay	1999	8.7	10.2	10.1	10.8	39.8
29	VOISIN Mélanie	Marcoussis	1991	8.8	10.1	10.3	10.5	39.7
	GAGNARD Laurine	Athis Mons	1998	8.7	9.8	10.5	10.7	39.7






31	REBEYROL Emma	Osny	2000	8.6	10.8	10.5	9.2	39.1
32	GY Maelys	Chilly Morangis	2002	8.8	10.5	9.1	10.6	39.0
33	THOMAS Coralie	Beauchamp	1996	8.8	9.3	10.1	10.7	38.9
	ROUXEL Laura	Vaires	1993	8.0	10.3	9.9	10.7	38.9
35	LE COQ Léna	Vaires	1996	8.5	10.3	9.8	10.2	38.8
36	SALMONT Pauline	Conflans	1998	8.7	10.9	9.1	9.5	38.2
37	COLLEONI Clara	Conflans	1999	8.4	11.8	8.3	9.6	38.1
38	ZO Laetitia	Athis Mons	1999	7.2	10.3	9.9	10.5	37.9
	LACOMBE Sarah	Osny	2000	8.0	9.4	10.5	10.0	37.9
40	COCHET Julie	Chilly Morangis	2003	8.6	10.1	9.0	9.5	37.2
41	EGGER Eleonore	Conflans	1998	8.0	9.1	9.4	10.5	37.0
42	DESIGNES Zélie	Marcoussis	1994	8.6	9.2	10.0	9.1	36.9
43	VERHOESTRATE Emma	Chilly Morangis	2003	7.7	8.2	10.3	10.3	36.5
44	LECANU Andréa	Osny	1998	8.3	8.3	9.7	9.9	36.2
45	GAUSI Sara	Marcoussis	1999	7.9	7.8	9.8	10.2	35.7
46	MERCIER Justine	Osny	2000	8.6	9.9	9.2	7.7	35.4
47	HSSINI Myriam	Osny	2000	8.5	0.0	10.2	10.6	29.3
48	LEFORT Marie	Pontoise	1995	9.0	10.8	8.2	0.0	28.0
49	MILLICEVIC Diana	Athis Mons	1995	7.7	10.3	9.8	0.0	27.8
50	JOLY-JUHENTON Sophie	Orsay	1989	6.9	0.0	9.9	9.7	26.5
51	BOUTARIC Angélique	Orsay	1997	0.0	10.2	10.0	0.0	20.2
52	SALMONT Johanna	Conflans	1996	8.3	0.0	9.8	0.0	18.1
53	KASPER Marine	Fresnes	2003	0.0	0.0	0.0	0.0	0.0

9. MASCULIN NIVEAU4 8-14 ans . SA_DA (individuels)

9.1. Résultats par équipes

	Equipe	Club							Total
1	Champigny 2	94--RSCChampigny gym	30.8	26.1	31.1	26.8	31.9	28.6	175.3
2	Champigny 1	94--RSCChampigny gym	30.8	24.1	26.3	26.1	25.7	14.4	147.4
3	Marcoussis	91--Asm	22.9	21.2	28.1	26.6	25.9	21.8	146.5
4	Andrésy	78--Andrésy	30.6	22.8	24.1	25.5	27.8	15.0	145.8

9.2. Résultats individuels

	Gymnaste	Equipe	Année							Total
1	COUSIN Noé	Champigny 2	2004	10.9	8.8	10.4	9.3	11.3	10.5	61.2
2	DE OLIVEIRA Aymeric	Champigny 2	2005	9.3	8.5	10.5	8.1	10.5	10.0	56.9
3	BARRE Romain	Marcoussis	2007	9.1	7.5	10.5	8.9	9.6	7.9	53.5
4	LAVOT Enzo	Champigny 2	2004	9.4	8.8	8.1	8.8	9.8	7.6	52.5
5	LABOURET Lucas	Marcoussis	2003	7.2	9.9	10.5	8.6	8.7	7.1	52.0
6	BARBOSA ALVES Rodrigo	Champigny 2	2006	10.2	5.8	10.2	8.4	9.2	8.1	51.9
7	DEVAUCHELLES Théo	Champigny 1	2005	9.7	9.7	8.3	8.5	8.5	7.1	51.8
8	ROCCIA Matteo	Andrésy	2005	9.8	7.7	9.8	9.2	9.1	6.0	51.6
9	GASTEAU Alexis	Champigny 1	2005	10.2	8.3	10.3	8.6	10.1	1.5	49.0
10	PETITPAS Alban	Andrésy	2005	10.3	7.7	9.6	8.6	9.0	0.0	45.2
11	BARBOSA ALVES Leandro	Champigny 2	2006	9.7	5.6	8.3	8.7	10.1	2.7	45.1
12	BAUCHAIRE Eloi	Andrésy	2003	10.5	5.4	4.7	7.7	9.7	4.9	42.9
13	DOMERGE Alexis	Champigny 1	2003	10.9	5.5	5.7	9.0	7.1	4.0	42.2
14	PETIT Maxant	Marcoussis	2004	6.6	3.8	7.1	9.1	7.6	6.8	41.0
15	ZNAGZE Abderrahime	Champigny 1	2004	6.4	6.1	7.7	8.1	6.2	3.3	37.8
16	NALLATAMBY Radjiv	Andrésy	2002	8.8	7.4	4.5	7.5	4.2	4.1	36.5

10. MASCULIN NIVEAU4 11-18 ans . SA_DA (individuels)

10.1. Résultats par équipes

	Equipe	Club							Total
1	Houilles 1	78--Avant-Garde de Houilles	33.1	31.9	32.9	29.0	32.1	28.5	187.5
2	Bray	77--Club sportif braytois	33.3	27.9	32.1	28.1	32.7	27.6	181.7
3	Rungis 1	94--Rungis	32.6	26.1	31.4	28.0	32.3	28.1	178.5
4	Houilles 2	78--Avant-Garde de Houilles	32.4	29.4	29.9	28.7	30.5	24.3	175.2
5	Draveil	91--A'tous gym Draveil	29.6	31.1	29.1	27.7	30.7	26.7	174.9
6	Rungis 2	94--Rungis	30.8	23.3	29.1	26.8	31.8	19.7	161.5
7	Dreux	28--Esperance drouaise	26.2	24.8	24.2	26.8	22.2	12.2	136.4







10.2. Résultats individuels

	Gymnaste	Equipe	Annee							Total
1	BESSON Cyril	Draveil	1999	10.4	11.0	10.7	9.2	11.3	11.0	63.6
2	COURT Adrien	Houilles 1	1999	10.8	10.0	11.1	9.8	11.3	9.8	62.8
3	REAUX Jules	Bray	1999	11.0	11.2	10.8	9.2	11.1	8.6	61.9
4	CHANDELIER Matthys	Bray	2000	11.1	10.3	10.9	9.3	10.6	9.0	61.2
5	PICHON Alexi	Houilles 1	1999	11.2	10.7	10.9	9.1	10.3	8.9	61.1
6	MONGIN Kilian	Rungis 1	2002	10.6	9.6	10.9	8.9	11.1	9.1	60.2
7	SAINTILAN Killien	Houilles 1	2000	10.4	11.2	10.9	9.3	10.5	7.8	60.1
8	FERREIRA Thomas	Houilles 1	2001	11.1	8.9	10.4	9.9	9.6	9.8	59.7
9	GUILLOT Geoffrey	Houilles 2	2000	10.7	9.5	9.8	9.1	10.7	9.0	58.8
10	CHAPUT Hugo	Bray	2000	11.2	6.4	10.4	9.6	11.0	10.0	58.6
11	REINAUDO Mathis	Houilles 2	2000	10.9	9.0	10.4	9.2	10.0	7.8	57.3
12	BATTIN Kylian	Rungis 1	2001	9.4	8.0	10.6	8.6	10.6	10.0	57.2
13	REMY Charles	Houilles 2	2000	10.8	9.2	9.7	10.2	9.3	7.5	56.7
14	ROUSSELET Baptiste	Houilles 2	2000	9.6	10.7	9.3	9.2	9.8	6.6	55.2
	FAUCHEUR Florian	Rungis 1	2003	11.1	5.2	9.6	9.9	10.4	9.0	55.2
	NORMAND Quentin	Rungis 2	1999	10.1	8.0	10.7	8.9	10.4	7.1	55.2
17	LECLERC Diego	Rungis 1	2003	10.9	8.2	7.3	9.2	10.6	8.7	54.9
	TROUILLET Baptiste	Rungis 2	2004	10.7	7.5	10.8	8.9	10.8	6.2	54.9
19	SCHLOSSER Yann	Houilles 2	2001	10.2	9.2	9.0	9.3	8.7	6.6	53.0
20	REDON Antonin	Rungis 2	1998	9.9	7.8	7.6	8.1	10.6	6.4	50.4
21	LAVERDURE Sabri	Draveil	2001	10.5	10.2	9.3	10.1	0.0	8.9	49.0
22	LEONARDI Lorenzo	Dreux	2003	7.8	9.1	7.1	9.1	7.9	6.0	47.0
23	LOUISFERT Maxence	Dreux	2003	8.4	8.8	10.0	8.8	6.6	2.6	45.2
24	BOUHNIC Lucas	Draveil	2001	8.3	8.6	9.1	7.9	10.8	0.0	44.7
25	CHBABI Ilyes	Dreux	2003	10.0	6.9	7.1	8.9	7.7	3.6	44.2
26	LANDEMAINE Gabin	Rungis 2	2003	10.0	4.1	6.0	9.0	9.7	5.2	44.0
27	CHAMLAL Jibril	Draveil	2001	8.7	9.9	0.0	8.4	8.6	6.8	42.4
28	PALU BERGEROU Alexandre	Rungis 2	1998	4.5	6.0	3.9	8.8	6.0	0.0	29.2
29	VIEIRA-PINHEIRA Leo	Rungis 1	2002	0.0	8.3	9.9	0.0	10.1	0.0	28.3
30	JURE Stevan	Dreux	2003	7.7	6.7	2.2	7.7	3.1	0.2	27.6
31	LENGLART Hugo	Dreux	2001	0.0	3.9	6.5	8.4	3.4	1.5	23.7
32	REMY Charles	Houilles 1	2000	0.0	0.0	0.0	0.0	0.0	0.0	0.0







LENNE Benjamin	Draveil	2001	0.0	0.0	0.0	0.0	0.0	0.0	0.0
----------------	---------	------	-----	-----	-----	-----	-----	-----	-----

11. MASCULIN NIVEAU2 11 + . SA_DA (individuels)

11.1. Résultats par équipes

	Equipe	Club							Total
1	Champigny	94--RSCChampigny gym	29.1	28.3	29.8	29.5	31.6	26.8	175.1

11.2. Résultats individuels

	Gymnaste	Equipe	Année							Total
1	PAULMIER Gildas *	Dreux 1 (indiv) (indiv)	1996	9.8	10.9	12.1	10.7	11.9	12.1	67.5
2	VARENNES Mathis	Champigny	1995	11.4	10.4	10.7	10.2	10.4	7.2	60.3
3	MIGNE Baptiste *	Orsay 1 (indiv) (indiv)	1992	10.1	8.2	9.5	9.6	11.8	9.8	59.0
4	MANIEZ Camille	Champigny	2000	9.1	11.7	7.4	10.0	7.2	8.6	54.0
5	VARENNES Frédéric	Champigny	1968	8.6	3.5	8.5	8.9	10.7	10.4	50.6
6	PIARULLI Thomas	Champigny	1992	7.4	6.2	10.6	9.1	10.5	4.1	47.9
7	RAKOTOMALALA Sylvain	Champigny	1999	2.8	2.0	0.6	9.3	3.2	7.8	25.7

12. MASCULIN NIVEAU3 11 + . SA_DA (individuels)

12.1. Résultats par équipes

	Equipe	Club							Total
1	Plaisir	78--Etoile gymnique plaisiroise	32.1	29.7	33.4	32.1	35.8	32.5	195.6
2	Beauchamp 1	95--Arabesque gymnique Beauchamp	32.0	26.8	33.2	30.4	35.1	33.5	191.0
3	Houilles 2	78--Avant-Garde de Houilles	30.9	25.4	28.3	29.0	34.6	29.1	177.3
4	Houilles 1	78--Avant-Garde de Houilles	26.8	29.7	28.6	18.7	33.1	23.8	160.7
5	Andrésy	78--Andrésy	25.9	14.3	20.0	28.7	32.7	23.3	144.9
6	Beauchamp 2	95--Arabesque gymnique Beauchamp	25.5	16.9	21.4	26.2	28.2	23.8	142.0

12.2. Résultats individuels





	Gymnaste	Equipe	Anne e							Total
1	BOURDIN Quentin	Plaisir	1992	10.2	11.1	11.8	11.2	12.2	12.1	68.6
2	GUILMART Maxime	Beauchamp 1	1997	10.6	10.1	11.5	9.4	11.6	11.0	64.2
3	MASSE Antoine	Beauchamp 1	1995	11.4	7.0	11.3	10.6	11.7	10.9	62.9
4	PETIT Ylian	Plaisir	1996	11.3	8.5	10.6	10.6	11.3	9.9	62.2
5	BAILLET Thomas	Plaisir	1992	10.1	9.9	9.0	10.3	11.9	10.5	61.7
6	DESMOTS Sébastien	Houilles 1	1982	9.5	11.2	10.6	10.2	11.4	8.4	61.3
7	LECLERC Julien	Houilles 2	1989	11.0	7.6	9.6	10.7	11.8	9.6	60.3
	PRIOTON Guenael	Beauchamp 1	2000	8.9	9.7	8.4	10.4	11.3	11.6	60.3
9	SALTI Romain	Plaisir	1994	10.6	8.7	11.0	9.6	11.7	6.8	58.4
10	CROCHU Bertrand	Houilles 2	1986	9.7	8.2	10.7	9.0	11.1	9.5	58.2
11	FAUCHIER Maxence	Beauchamp 1	1999	10.0	6.4	10.4	8.4	11.8	8.5	55.5
12	PRIOTON Morgan	Beauchamp 1	1997	8.0	4.1	10.2	8.9	11.4	8.5	51.1
13	CRABOS Bertrand *	Gargenville 1 (indiv) (indiv)	1982	9.5	3.3	6.9	9.3	10.0	11.6	50.6
14	VIEILLE Antoine	Beauchamp 2	1995	8.3	6.5	6.5	9.1	10.5	8.4	49.3
15	KINZIGER Vincent	Houilles 2	1994	10.2	2.7	5.3	9.3	11.7	10.0	49.2
16	COURT Nicolas	Houilles 1	1996	10.2	9.7	10.0	0.0	11.2	7.2	48.3
	DAUTREPPE Martin	Andrésy	1995	9.4	2.0	6.0	9.5	11.2	10.2	48.3
18	AGULLO Leo	Plaisir	1996	10.0	0.0	9.8	9.0	10.3	9.1	48.2
19	PASTEN Adolphe	Andrésy	1979	6.7	3.4	9.4	8.9	10.3	6.6	45.3
20	LEONARD Alexis	Beauchamp 2	1993	8.2	4.7	6.7	9.3	7.1	8.6	44.6
21	GUTIERREZ Nicolas	Houilles 2	1990	8.8	9.6	8.0	0.0	11.0	4.5	41.9
22	PINHEIRO Corentin	Beauchamp 2	1994	9.0	5.7	8.2	0.0	10.6	6.8	40.3
23	COLLET Vincent	Houilles 1	1981	7.1	6.1	4.9	8.5	9.3	4.1	40.0
24	PELTRE Antoine	Andrésy	1996	9.8	0.0	4.6	9.3	9.0	6.5	39.2
25	WILMART Tom	Houilles 1	1997	0.0	8.8	8.0	0.0	10.5	8.2	35.5
26	MICHAUD Nicolas	Andrésy	1996	0.0	8.9	0.0	9.9	11.2	0.0	30.0
27	DUCHADEAU Michael	Beauchamp 2	1986	0.0	3.5	5.8	7.8	6.3	1.2	24.6
28	COSSONNET Rémi	Beauchamp 2	1988	3.3	0.0	0.0	0.0	0.0	0.0	3.3
29	BOYER Léo	Houilles 1	1996	0.0	0.0	0.0	0.0	0.0	0.0	0.0
	LIM Laurent	Houilles 2	1990	0.0	0.0	0.0	0.0	0.0	0.0	0.0
	DAUTREPPE Mathieu	Andrésy	1995	0.0	0.0	0.0	0.0	0.0	0.0	0.0

13. FEMININ NIVEAU1 11 + . SA_DA (individuels)

13.1. Résultats par équipes







	Equipe	Club					Total
--	--------	------	--	---	---	---	-------

13.2. Résultats individuels







	Gymnaste	Equipe	Annee					Total
1	LE BIHAN Anaëlle *	Orsay 1 (indiv) (indiv)	1995	9.6	11.5	11.9	11.5	44.5
2	POIRSON Lou *	Orsay 1 (indiv) (indiv)	1997	10.4	10.4	9.3	11.2	41.3

14. MASCULIN NIVEAU3 11-18 ans . SA_DA (individuels)

14.1. Résultats par équipes





	Equipe	Club							Total
1	Andrésy	78--Andrésy	30.3	22.0	26.9	29.3	34.1	29.6	172.2
2	Rungis	94--Rungis	30.6	15.2	26.6	27.1	31.4	25.3	156.2
3	Orsay	91--Caorsay	27.8	19.7	26.7	29.8	30.4	21.3	155.7

14.2. Résultats individuels





	Gymnaste	Equipe	Anne e							Total
1	POIRSON Quentin	Orsay	1999	10.2	6.7	11.5	11.2	10.9	10.2	60.7
2	SABUCO Thomas	Andrésy	2005	11.3	7.4	9.3	10.4	11.9	9.1	59.4
3	DHELENS Loic	Rungis	1998	9.9	6.2	10.5	8.8	12.1	10.2	57.7
4	MIRA Jeremy	Andrésy	1998	9.5	7.1	8.9	8.2	9.9	9.7	53.3
5	DARRIGADE Theo	Andrésy	2003	9.5	7.5	8.2	10.2	11.4	6.2	53.0
6	CHEVROT Nicolas	Andrésy	1999	7.5	5.9	8.7	8.7	10.8	10.8	52.4
7	SUIGNARD Maxime	Rungis	2002	10.1	4.0	8.5	9.2	10.2	7.8	49.8
8	FOURGOUS Jules	Rungis	1998	10.6	5.0	7.6	9.1	9.1	7.3	48.7
9	COLLIGNON Thomas	Orsay	2000	9.1	3.7	7.9	9.3	10.4	5.3	45.7
10	COLLIGNON Martin	Orsay	2000	6.7	6.0	7.3	9.3	9.1	5.8	44.2
11	BORIOS Guilhem	Orsay	1998	7.3	7.0	6.7	9.0	9.1	4.4	43.5
12	L'HOIST Thomas	Orsay	2000	8.5	5.7	3.9	9.2	5.7	4.5	37.5
13	FAURE Théo	Rungis	2002	9.3	0.0	0.0	0.0	7.1	0.0	16.4
14	FONSECA Christopher	Rungis	2001	0.0	0.0	0.0	0.0	0.0	0.0	0.0

15. FEMININ NIVEAU4 8-12 ans . SA_DA (individuels)

15.1. Résultats par équipes

	Equipe	Club					Total
1	Andrézy	78--Andrézy	25.9	30.9	32.4	32.9	122.1
2	Champigny	94--RSCChampigny gym	25.9	31.2	30.7	32.8	120.6

15.2. Résultats individuels



	Gymnaste	Equipe	Annee					Total
1	BENHAMLAT Lilya	Champigny	2007	8.6	11.0	10.3	11.0	40.9
2	EZZAIEF Lilou	Andrézy	2007	8.5	10.5	10.7	11.0	40.7
3	THIRAVONG Meyno *	Fresnes 1 (indiv) (indiv)	2006	8.5	10.1	10.9	10.9	40.4
4	MADOURY Louane	Andrézy	2006	8.8	10.0	10.8	10.7	40.3
5	ROUCHY Camille	Andrézy	2006	8.4	10.3	10.3	11.2	40.2
6	COUSIN Marina	Andrézy	2006	8.6	10.1	10.9	10.3	39.9
7	YANOU Shana	Champigny	2007	8.8	9.4	10.3	11.0	39.5
8	BARADU Maelys	Champigny	2007	7.9	9.6	10.1	10.3	37.9
9	PENDA Khimia	Champigny	2007	8.5	10.6	7.3	10.8	37.2
10	BUFFIN Loan	Champigny	2007	8.0	9.0	9.9	8.8	35.7
	PRIEUR Maikham	Andrézy	2006	8.4	9.4	9.4	8.5	35.7

16. MASCULIN NIVEAU1 11 + . SA_DA (individuels)

16.1. Résultats par équipes





	Equipe	Club							Total
1	Andrésy	78--Andrésy	7.5	8.2	9.5	10.8	18.9	9.3	64.2

16.2. Résultats individuels


	Gymnaste	Equipe	Anne e							Total
1	PASTEN Jonathan	Andrésy	1985	7.5	8.2	9.5	10.8	12.0	9.3	57.3
2	GHALMI Mathieu	Andrésy	1989	0.0	0.0	0.0	0.0	6.9	0.0	6.9
3	BENKEROUFA Mehdi	Andrésy	1992	0.0	0.0	0.0	0.0	0.0	0.0	0.0

17. FEMININ NIVEAU4 11 + . SIMPLE_APPARTENANCE (B) (individuels)

17.1. Résultats par équipes

	Equipe	Club					Total
1	ARPAJON	ESR ARPAJON	28.2	32.3	31.7	33.3	125.5
2	RIS ORANGIS	UNION SPORTIVE DE RIS ORANGIS	25.4	33.5	32.1	34.0	125.0
3	BRIE COMTE ROBERT	SCBGYM	25.6	32.0	32.5	33.3	123.4
4	PLAISIR	ETOILE GYMNIQUE PLAISIROISE	25.5	32.2	32.0	33.1	122.8
5	DAMMARIE	ETOILE SPORTIVE DE DAMMARIE LES LYS	25.0	33.4	33.3	31.0	122.7
	VOISINS	VOISINS	26.2	31.9	32.3	32.3	122.7
7	BOULOGNE	BOULOGNE	26.9	31.8	30.7	33.2	122.6
8	RUNGIS	RUNGIS	26.0	31.1	32.1	33.1	122.3
9	ST GERMAIN LAVAL	GCSGL	26.1	31.4	32.4	32.3	122.2
10	USY	UNION SPORTIVE DES YVELINES	23.7	32.6	32.9	32.8	122.0
11	BRUNOY	BRUNOY PYRAMIDE	25.3	30.8	29.4	31.2	116.7

17.2. Résultats individuels

	Gymnaste	Equipe	Annee					Total
1	BAHON LEONIE	RUNGIS	2002	8.6	11.6	11.1	11.1	42.4
2	HARDIAGON MARIE	RIS ORANGIS	1997	8.9	11.5	10.3	11.3	42.0
3	HANDEL MATHILDE	ARPAJON	1999	10.1	10.6	10.0	11.2	41.9
4	SAISON LOU	BOULOGNE	1997	9.3	10.9	10.2	11.2	41.6
	BERNARD AMELINE	ST GERMAIN LAVAL	1998	8.9	10.9	10.6	11.2	41.6
6	AUBURSIN MARION	DAMMARIE	2001	8.0	11.4	11.4	10.7	41.5
7	MERCHEZ LEONIE	ARPAJON	2004	9.4	10.6	10.8	10.6	41.4
	HARDIAGON CHLOE	RIS ORANGIS	1997	8.7	10.8	10.5	11.4	41.4
9	SERRET DIANA	BOULOGNE	1992	9.0	10.8	10.4	11.1	41.3
	DEBAH LILYA	PLAISIR	1998	8.0	11.0	11.2	11.1	41.3
11	GEILING FRANCESCA	PLAISIR	1998	9.0	10.5	10.4	11.3	41.2
	BERRIC CAROLINE	BRIE COMTE ROBERT	1994	9.0	11.0	10.7	10.5	41.2
	CAROL ESTHER	RIS ORANGIS	1998	7.7	10.9	11.3	11.3	41.2
14	GOBY CHARLOTTE	DAMMARIE	2000	8.2	11.1	11.0	10.8	41.1
15	BRIMBOEUF ADELINE	ARPAJON	1998	8.5	11.1	10.5	10.9	41.0
16	LOUVET MARIE	VOISINS	1998	8.5	10.5	11.0	10.9	40.9
17	INACIO ELIA	RUNGIS	2002	9.3	9.3	10.7	11.3	40.6
	ROYAU LUDYVINE	BRIE COMTE ROBERT	1994	8.3	10.2	10.7	11.4	40.6
19	AMARI EMILIE	ST GERMAIN LAVAL	1984	8.9	10.2	10.8	10.6	40.5
20	FOUREAU ALYSSIA	USY	2003	7.5	10.8	11.4	10.6	40.3
	GARNIER MAUD	VOISINS	1997	8.3	10.4	10.7	10.9	40.3
22	LECLERCQ ENOLA	BRUNOY	1999	8.7	10.9	10.1	10.4	40.1
23	MICOUREAU MAYLINE	ARPAJON	2000	8.0	10.3	10.4	11.2	39.9
	BOUDA AMELY	RIS ORANGIS	2000	7.8	11.1	9.9	11.1	39.9
	VAILLANT JULIE	USY	2000	7.2	11.1	10.5	11.1	39.9
26	CARVELA KATIA	BRIE COMTE ROBERT	1995	8.3	9.3	11.1	10.9	39.6
	LEBLANC LISA	BRIE COMTE ROBERT	1999	8.0	10.8	10.3	10.5	39.6
28	FRANJAUD CECILE	DAMMARIE	2002	8.8	10.9	10.9	8.8	39.4
	LECLERCQ NOLWENN	BRUNOY	1995	8.4	10.2	10.0	10.8	39.4
30	BERNARD MALAURIE	ST GERMAIN LAVAL	2000	7.9	10.3	10.3	10.5	39.0

31	REMY LEA	BOULOGNE	2001	8.6	9.6	10.1	10.5	38.8
	NIAVET SARAH	USY	2002	7.6	9.2	10.9	11.1	38.8
33	BOULLERAY FLORA	DAMMARIE	2003	7.8	10.8	10.9	9.2	38.7
	YASOTHARAN MANASY	BOULOGNE	2001	8.2	10.1	9.5	10.9	38.7
35	TRELLU ALINE	PLAISIR	1998	7.8	10.7	10.4	9.7	38.6
36	ARMAND JULIE	ARPAJON	1992	8.7	10.5	9.7	9.6	38.5
37	HEUDEBERT LAURENE	BRIE COMTE ROBERT	1994	7.9	10.2	9.3	11.0	38.4
	LEAO SOPHIE	VOISINS	1994	9.4	11.0	9.8	8.2	38.4
39	LACOMME SOLENE	DAMMARIE	2002	7.5	10.6	10.6	9.5	38.2
	VIOLAS ANANELLE	RUNGIS	2001	8.1	9.1	10.3	10.7	38.2
	PEREIRA KATARINA	PLAISIR	1996	8.2	9.3	10.0	10.7	38.2
42	LOLLIEROU KLERVI	USY	2002	8.6	8.6	10.6	10.3	38.1
43	CADET MARINE	VOISINS	1996	6.9	9.9	9.8	10.5	37.1
44	PODOROJNIY ALEXANDRA	ST GERMAIN LAVAL	1994	8.3	7.1	11.0	10.5	36.9
45	ZANONE MARIE	BRUNOY	1997	8.2	9.1	9.3	10.0	36.6
46	BENAICHA JENNA	RUNGIS	1999	7.9	10.2	8.4	9.8	36.3
47	MAYANGHA MAZARINE	BRUNOY	2001	8.0	9.7	8.5	9.2	35.4
48	RODIEN JULIE	ST GERMAIN LAVAL	1994	7.8	9.4	9.0	8.7	34.9
49	PAVIE SEVERINE	BOULOGNE	1997	7.8	6.2	10.1	6.4	30.5
50	LAURIN FANNY	PLAISIR	1998	8.3	0.0	10.2	9.8	28.3
	LEBAS CAMILLE	VOISINS	1997	7.7	0.0	10.6	10.0	28.3
52	DUFOUR PAULINE	USY	2000	7.5	10.7	0.0	0.0	18.2
53	DJERBI SELENA	RUNGIS	2003	0.0	0.0	0.0	0.0	0.0
	5	RIS ORANGIS	0	0.0	0.0	0.0	0.0	0.0
	BARBEZAT LAURIE	BRUNOY	1994	0.0	0.0	0.0	0.0	0.0