







**Résultats de la compétition**  
*Demi-finales nationales G2*  
*St Genis les Ollières / St Priest*  
*13 et 14 mai 2017*









## 2. MASCULIN NIVEAU4 11 + . SA\_DA (individuels)

### 2.1. Résultats par équipes

	Equipe	Club							Total
1	Bourgoin-jallieu	38--La Jeune France de Bourgoin-Jallieu	33.2	31.7	31.9	26.8	32.4	30.6	186.6
2	Domène	38--Etoile sportive doménoise	31.9	31.7	32.0	26.8	32.4	30.5	185.3
3	Villefranche sur saone	69--Union Gymnique Villefranche	29.9	32.2	31.8	27.2	32.8	30.8	184.7
4	Roanne ALRG	42--Amicale laïque de roanne garçons	29.7	29.9	28.8	26.2	30.7	28.7	174.0

### 2.2. Résultats individuels

	Gymnaste	Equipe	Année							Total
1	LEPLEY Joffrey	Bourgoin-jallieu	1995	11.2	11.4	11.8	9.2	11.6	11.5	66.7
2	MIRMAND Kevin	Roanne ALRG	1989	10.9	10.8	10.6	8.9	11.0	10.5	62.7
3	MONTEL Elliot	Villefranche sur saone	2000	10.7	11.0	11.0	8.6	10.8	10.4	62.5
4	URSINI Benoit	Domène	1995	11.0	10.8	10.5	8.8	10.7	10.6	62.4
5	DAHOUMANE Etienne	Bourgoin-jallieu	1999	11.1	11.0	10.6	8.9	10.9	9.4	61.9
6	GUICHARD Hugo	Villefranche sur saone	2001	10.7	8.8	10.6	9.9	10.8	10.5	61.3
7	TARRAJAT Alexandre	Domène	2000	10.6	9.9	10.9	8.8	10.9	9.6	60.7
8	GENUIT Mathis	Roanne ALRG	2002	10.6	10.7	8.6	8.8	10.5	9.0	58.2
9	PERRIER Antony	Bourgoin-jallieu	1990	10.9	9.3	9.5	8.7	9.9	9.7	58.0
10	MARET Jordan	Villefranche sur saone	2000	8.5	10.4	9.3	8.7	11.1	9.9	57.9
11	LELEU Valentin	Villefranche sur saone	2000	7.3	10.8	10.2	8.3	10.9	7.8	55.3
12	LEPINAY Mattéo	Domène	2001	9.1	8.6	10.6	8.8	10.8	6.4	54.3
13	DESHIERE Romain	Domène	1984	10.3	11.0	0.0	9.2	10.4	10.3	51.2
14	COUDOUR Dominique	Roanne ALRG	1972	0.0	7.8	9.6	8.5	9.2	9.2	44.3
15	FAY Killian	Domène	2003	8.8	7.7	6.1	8.5	5.8	5.8	42.7
16	MOLLON Noa	Roanne ALRG	2004	8.2	8.4	3.6	8.4	6.6	5.6	40.8

### 3. MASCULIN NIVEAU3 11 + . SA\_DA (individuels)

#### 3.1. Résultats par équipes







	Equipe	Club							Total
1	Rhodia club	38--Rhodia-Club Gymnastique	35.2	30.7	34.6	30.6	35.8	31.2	198.1
2	Nivolas vermelle	38--Nivolas alep espoir gymnique	31.5	33.4	33.6	28.4	36.0	32.8	195.7
3	Givors	69--Independante givors	30.5	25.3	30.2	28.0	33.4	29.4	176.8
4	Bourg de Thizy	69--Enfants de la trambouze	29.7	24.5	29.7	26.0	31.8	27.2	168.9
5	Tullins	38--La Vaillante	32.0	19.3	19.4	26.8	31.1	22.2	150.8

#### 3.2. Résultats individuels







	Gymnaste	Equipe	Annee							Total
1	MATHEVET Maxence	Nivolas vermelle	1997	11.7	11.1	11.9	10.8	12.0	10.6	68.1
2	QUIBLIER François	Rhodia club	1993	12.1	10.8	11.9	9.9	12.1	10.9	67.7
3	PEREZ Kevin	Rhodia club	1994	11.6	10.1	11.5	10.8	11.9	11.4	67.3
4	VALOUR Gregory	Nivolas vermelle	1989	11.0	11.0	8.2	9.3	12.2	11.5	63.2
5	WACHTEL Thomas	Rhodia club	2001	11.5	7.6	11.2	9.9	11.8	8.9	60.9
6	CLOPET Antonin	Rhodia club	1996	9.6	9.8	10.8	8.4	10.4	8.9	57.9
7	BROTEL Tristan	Tullins	1995	10.3	10.3	7.4	9.3	10.9	9.5	57.7
8	BOURASSAUD Julien	Bourg de Thizy	1996	11.1	8.0	10.0	8.2	10.7	9.6	57.6
9	COLLIARD PIRAUD Kevin	Nivolas vermelle	1988	8.8	8.0	10.0	8.3	11.8	10.3	57.2
	BOSSON Aurelien	Givors	1984	0.0	11.1	12.0	10.4	12.1	11.6	57.2
11	LATHUILLERE Hadrien	Bourg de Thizy	1992	9.9	8.1	10.5	8.9	10.3	8.8	56.5
12	GUILLEMIN Kilian	Givors	1996	10.7	6.3	9.6	9.0	10.8	9.8	56.2
13	NARBOUX Nathan	Bourg de Thizy	1997	8.1	7.5	9.2	8.9	10.8	8.8	53.3
14	CARDOSO Dimitri	Givors	1994	8.1	7.9	8.6	8.6	10.5	8.0	51.7
15	PRADEL Robin	Tullins	1996	11.5	5.2	5.4	8.5	10.6	7.1	48.3
16	PONTILLE Stéphane	Bourg de Thizy	1998	8.7	8.4	5.4	8.1	9.5	7.3	47.4
17	LAURENT Alexandre	Nivolas vermelle	1985	0.0	11.3	11.7	0.0	11.6	10.7	45.3
18	JAMONAC Matthias	Tullins	1996	10.2	3.8	6.6	9.0	9.6	5.6	44.8
19	BARRAL Baptiste	Nivolas vermelle	1988	6.6	5.8	8.6	8.3	11.7	0.0	41.0
20	ROLLET Mathias	Givors	1996	11.7	6.3	7.7	0.0	9.5	4.6	39.8
21	ROBERT Loïc	Givors	2000	0.0	5.2	6.3	0.0	0.0	0.0	11.5
22	HUET Dominique	Tullins	1964	0.0	0.0	0.0	0.0	0.0	0.0	0.0

## 4. MASCULIN NIVEAU4 11-18 ans . SA\_DA (individuels)

### 4.1. Résultats par équipes







	Equipe	Club							Total
1	Rhodia club	38--Rhodia-Club Gymnastique	33.7	32.4	32.9	29.0	33.6	31.0	192.6
2	Crolles	38--Gym et rythme crolles	32.3	29.8	28.6	27.3	33.2	28.6	179.8
3	Riorges	42--Olympique riorges gymnastique	32.5	29.2	31.1	25.7	31.1	29.7	179.3
4	Tullins	38--La Vaillante	31.7	30.8	29.3	26.2	32.1	27.8	177.9
5	Pont de Beauvoisin	38--La Sentinelle	27.8	30.1	23.2	25.3	27.5	22.7	156.6

### 4.2. Résultats individuels







	Gymnaste	Equipe	Anne e							Total
1	AFANASSIEF Titouan	Rhodia club	2002	11.4	11.3	11.0	10.2	11.3	11.3	66.5
2	DUMAS Gaetan	Rhodia club	2003	11.3	10.7	10.7	10.2	11.2	9.7	63.8
3	CLARET Hugo	Crolles	2002	11.1	10.6	10.7	9.5	11.5	10.0	63.4
4	CHAVANON Charles	Riorges	2003	10.7	10.5	10.5	8.5	11.3	9.9	61.4
5	BLANCHET Julian	Riorges	2003	10.8	10.8	11.2	8.6	10.2	9.7	61.3
6	DURAND Clement	Rhodia club	2001	11.0	9.0	11.2	8.4	11.1	10.0	60.7
7	BAGA Ludovic	Crolles	2003	11.4	9.5	8.9	9.4	11.2	9.7	60.1
8	DUBUS Mael	Tullins	1999	10.0	10.5	11.4	8.8	10.4	8.6	59.7
9	CHESNAIS Loan	Pont de Beauvoisin	2002	10.2	10.0	10.4	8.5	11.0	9.5	59.6
10	LAURIOL Corentin	Rhodia club	2002	9.7	10.3	10.1	8.4	11.1	9.4	59.0
11	GIRY Lucas	Tullins	2000	10.5	9.6	8.7	8.6	10.8	9.6	57.8
12	PRADOS Thomas	Crolles	2004	9.8	9.7	9.0	8.4	10.5	8.9	56.3
13	PINET Sylvain	Pont de Beauvoisin	2002	8.1	10.7	11.1	8.5	8.6	9.1	56.1
14	NERY Reytchy	Riorges	2004	11.0	6.3	5.3	8.6	9.2	10.1	50.5
15	PICHON Thibaut	Tullins	1999	11.2	10.7	0.0	8.8	9.7	8.3	48.7
16	GABRIELLE Quentin	Tullins	1999	8.8	9.1	9.2	0.0	10.9	9.6	47.6
17	ALEXANDRE Remi	Rhodia club	2000	0.0	10.4	10.5	8.6	6.6	9.2	45.3
18	GROS Batiste	Pont de Beauvoisin	2001	9.5	9.4	1.7	8.3	7.9	4.1	40.9
19	BAJAT Mathis	Tullins	2000	8.7	0.0	8.2	8.2	8.7	6.8	40.6
20	CONSTANT Victor	Riorges	2002	0.0	7.9	9.4	8.2	9.6	5.0	40.1
21	LESTRA Remi	Crolles	2003	0.0	0.0	0.0	0.0	0.0	0.0	0.0
	OLLIERIC Mathis	Crolles	2003	0.0	0.0	0.0	0.0	0.0	0.0	0.0

## 5. MASCULIN NIVEAU2 11 + . SA\_DA (individuels)

### 5.1. Résultats par équipes







	Equipe	Club							Total
1	Jonage	69--E.s.j gymnastique artistique	32.2	27.2	28.4	30.2	32.1	24.8	174.9

### 5.2. Résultats individuels







	Gymnaste	Equipe	Anne e							Total
1	GIUFFRIDA Guillaume	Jonage	1994	10.5	9.5	12.1	10.3	11.7	12.5	66.6
2	PERRA Laurent	Jonage	1985	11.6	10.0	8.9	10.2	12.6	12.3	65.6
3	MORELLON Pierrick *	St Genis les Ollières 1 (indiv) (indiv)	1999	10.8	10.1	10.2	10.0	10.6	11.0	62.7
4	ROCHAND Loic *	St Genis les Ollières 1 (indiv) (indiv)	1991	11.4	7.2	10.1	11.0	11.3	10.2	61.2
5	BUTTY Pierrick *	Amplepuis	2002	8.4	7.1	7.1	9.1	6.3	8.2	46.2
6	BEAUDIQUEZ Quentin	Jonage	1995	10.1	7.7	6.8	8.8	0.0	0.0	33.4
7	LOPEZ Thomas	Jonage	2000	0.0	7.3	5.8	8.9	7.8	0.0	29.8
8	LEREDOTTE Raphael	Jonage	2001	0.0	0.0	7.4	9.7	7.4	0.0	24.5

## 6. MASCULIN NIVEAU3 11-18 ans . SA\_DA (individuels)

### 6.1. Résultats par équipes







	Equipe	Club							Total
1	Pont de Beauvoisin	38--La Sentinelle	29.8	25.6	26.9	26.8	29.9	28.0	167.0
2	St Genis les Ollières	69--Entente St genoise	31.6	25.8	23.7	26.3	31.5	24.2	163.1

### 6.2. Résultats individuels







	Gymnaste	Equipe	Annee							Total
1	BIMMEL Luc	Pont de Beauvoisin	1998	10.3	9.3	8.9	8.6	11.9	10.2	59.2
2	LEVICONTE Evann	Pont de Beauvoisin	2002	11.1	8.7	9.0	9.9	10.0	8.1	56.8
3	GIZOLME Martin	St Genis les Ollières	2002	10.4	9.3	8.1	8.6	10.0	9.4	55.8
4	JOUSSE Foucault	St Genis les Ollières	2001	11.3	7.8	7.5	9.2	11.6	7.3	54.7
5	MOUILLET Leonard	St Genis les Ollières	2000	9.6	8.0	7.9	8.5	9.9	7.5	51.4
6	HUMBERT Thibaud	Pont de Beauvoisin	1999	8.4	7.6	9.0	8.3	8.0	9.7	51.0
7	DREUX Justin	St Genis les Ollières	2001	9.9	8.5	7.7	8.4	8.7	5.6	48.8
8	CHOIRAT Rémi	Pont de Beauvoisin	1999	0.0	0.0	0.0	0.0	0.0	0.0	0.0
	MOISSONNIER Cedric	St Genis les Ollières	2000	0.0	0.0	0.0	0.0	0.0	0.0	0.0

## 7. MASCULIN NIVEAU1 11 + . SA\_DA (individuels)

### 7.1. Résultats par équipes

	Equipe	Club							Total
1	Vaugneray	69--Union sportive de l'ouest lyonnais	18.7	26.3	34.0	20.9	31.1	24.7	155.7

### 7.2. Résultats individuels





	Gymnaste	Equipe	Année							Total
1	PONVIANNE Pierre	Vaugneray	1993	9.8	8.3	11.5	10.5	11.3	8.4	59.8
2	GAILLARD Florent	Vaugneray	1989	8.9	9.0	10.1	10.4	10.7	5.3	54.4
3	PONCIN Emeric	Vaugneray	1991	0.0	0.0	12.4	0.0	0.0	9.0	21.4
4	PAPOT Cédric	Vaugneray	1987	0.0	9.0	0.0	0.0	9.1	0.0	18.1
5	RAMIREZ Yohann	Vaugneray	1984	0.0	7.3	0.0	0.0	0.0	7.3	14.6




**Résultats de la compétition**  
*Demi-finales nationales G2*  
*St Genis les Ollières / St Priest*  
*13 et 14 mai 2017*

# 1. FEMININ NIVEAU6 11-15 ans . SA\_DA (individuels)

## 1.1. Résultats par équipes

	Equipe	Club					Total
1	Nivolas vermelle	38--Nivolas alep espoir gymnique	34.6	40.3	37.9	38.1	150.9
2	L isle d Abeau	38--Gym d'Abeau	33.4	40.7	37.9	38.7	150.7
3	St Genis les Ollières	69--Entente St genoise	33.5	39.7	36.9	38.6	148.7
4	St Priest	69--Gymnique association saint priest	33.2	39.5	37.9	37.8	148.4
5	Limonest	69--A.S.C.J.L. Limonest	33.8	36.9	38.3	38.8	147.8
6	Pont de Beauvoisin 2	38--La Sentinelle	33.5	38.2	37.2	38.4	147.3
7	Lyon	69--PL Villette Paul Bert	33.9	37.0	37.7	38.0	146.6
8	La Ciotat	13--GYM' LA CIOTAT	33.1	38.0	35.5	38.4	145.0
	Belleville sur saone	69--Gym club belleville beaujolais	32.1	38.7	36.8	37.4	145.0
10	Echiroles ALE	38--Echiroles Amicale Laique Gym	32.1	38.8	37.6	36.4	144.9
11	Martigues	13--Sports loisirs culture Martigues	33.3	36.2	37.6	36.9	144.0
12	Albens	73--Union gymnique albens	31.9	38.7	35.5	36.6	142.7
13	Rhodia club	38--Rhodia-Club Gymnastique	31.7	36.5	35.8	37.7	141.7
14	Trets	13--Gymnastique sportive tretsoise	30.5	37.8	36.4	34.8	139.5
15	Domène 2	38--Etoile sportive doménoise	32.0	36.3	34.0	36.3	138.6
16	Cuisery	71--ESPACE GYM CUISERY	32.0	34.1	33.7	37.8	137.6

## 1.2. Résultats individuels

	Gymnaste	Equipe	Annee					Total
1	MOREL Candice	Nivolas vermelle	2004	8.9	10.2	9.7	10.0	38.8
2	MATURIN Leane	St Priest	2003	8.4	10.2	9.9	9.8	38.3
	DICHAMPS Manon	L isle d Abeau	2001	8.8	10.3	9.4	9.8	38.3
4	SULPICE Noemie	Lyon	2004	9.1	9.9	9.3	9.9	38.2
5	AMILLIAC Cecilia	St Genis les Ollières	2002	8.9	10.1	9.5	9.6	38.1
6	NISHIO Leica	Limonest	2004	9.0	9.5	9.4	10.0	37.9
7	BARBINAT Kassandra	Nivolas vermelle	2004	8.6	10.4	9.6	9.0	37.6
	COUTANT Clemence	Lyon	2002	8.9	9.6	9.5	9.6	37.6
9	VERNEREY Lauryne	L isle d Abeau	2002	8.7	10.1	9.4	9.2	37.4
10	GUILLET Noa	Pont de Beauvoisin 2	2004	8.5	9.8	9.5	9.5	37.3
	BOURDON Clarie	Belleville sur saone	2005	8.7	9.6	9.3	9.7	37.3
	JEAN-PIERRE Camille	St Genis les Ollières	2001	9.0	9.4	9.1	9.8	37.3
13	DUBOIS Charline	Nivolas vermelle	2004	8.4	9.9	9.4	9.5	37.2
14	JACQUINOT Camille	Pont de Beauvoisin 2	2005	8.4	9.7	9.2	9.8	37.1
15	DAVID Margot	La Ciotat	2002	8.7	9.5	9.3	9.4	36.9
	ODERO Nell	Echiroles ALE	2005	8.6	9.8	9.5	9.0	36.9
	JEANNEAU Léa	L isle d Abeau	2003	7.9	10.0	9.5	9.5	36.9
18	LARDET Melissa	L isle d Abeau	2003	8.0	9.7	9.5	9.6	36.8
19	LONGERE Chloe	St Priest	2003	8.1	9.8	9.6	9.1	36.6
	SPURGIN Emma	Trets	2004	8.5	9.8	9.3	9.0	36.6
	CRiado Alicia	Martigues	2004	8.6	9.6	9.4	9.0	36.6
	CARLES Mae	St Genis les Ollières	2003	7.9	9.9	9.1	9.7	36.6

23	BARON Julie	St Priest	2003	8.2	9.8	9.3	9.2	36.5
	MOHAMED CHAYKHI Lara	Echirrolles ALE	2002	7.7	9.8	9.6	9.4	36.5
25	LEBAILLIF Romane	St Priest	2004	8.4	9.2	9.1	9.7	36.4
	BORDET Lou	Limonest	2002	8.1	8.8	9.7	9.8	36.4
	GOMICHOZ Zoe	Limonest	2002	8.1	9.0	9.8	9.5	36.4
	ZAWOL Samantha	Belleville sur saone	2004	7.9	9.4	9.5	9.6	36.4
29	ASTIER Lucile	Domène 2	2004	8.2	9.7	9.1	9.3	36.3
	JEANDET Charlotte	Pont de Beauvoisin 2	2002	8.5	9.3	9.0	9.5	36.3
	ALBERT Armelle	Belleville sur saone	2005	7.7	9.9	9.4	9.3	36.3
32	GRANGE Emilie	St Genis les Ollières	2003	7.4	10.1	9.2	9.5	36.2
	LEMONNIER Blanche	Lyon	2004	8.4	9.4	9.3	9.1	36.2
34	ARATA Louane	Martigues	2004	8.1	8.9	9.9	9.2	36.1
	GUERIN Laure	Nivolas vermelle	2004	8.7	9.8	8.6	9.0	36.1
36	JAILLOT Amelie	Nivolas vermelle	2004	7.9	9.7	9.2	9.2	36.0
	DUMENIL Heloise	L isle d Abeau	2003	6.9	10.1	9.5	9.5	36.0
38	PEYTAVIN DE GARAM Lise	La Ciotat	2003	8.0	9.5	8.9	9.4	35.8
	ZAÏDI Melaaz	Rhodia club	2003	8.3	8.7	9.4	9.4	35.8
	ROMIEU Léna	Albens	2003	7.7	9.5	9.3	9.3	35.8
	GUILLEMIN Justine	L isle d Abeau	2003	7.3	10.2	8.5	9.8	35.8
42	LAURENT Alizee	La Ciotat	2005	8.4	9.3	8.5	9.5	35.7
	COULOT Noemie	Martigues	2004	8.2	8.9	9.4	9.2	35.7
	TAFERE Sarah	Echirrolles ALE	2002	7.8	9.7	9.6	8.6	35.7
45	UGOURLOU OGLOU Amandine	La Ciotat	2001	8.0	9.7	8.3	9.6	35.6
	MANEVAL Camille	Rhodia club	2003	8.2	9.5	8.7	9.2	35.6
	GIROUD Hemma	Nivolas vermelle	2003	8.1	9.3	8.8	9.4	35.6
48	BOMBARD Célestine	St Priest	2003	8.2	9.7	8.5	9.1	35.5
	MAGAND Liina	Limonest	2005	7.1	9.6	9.4	9.4	35.5
	RENDU Tess	Limonest	2004	8.4	8.4	9.2	9.5	35.5
	ARIZTEGUI Lou-anne	Cuisery	2004	8.6	9.5	7.6	9.8	35.5
	GUABELLO Amandine	Albens	2001	8.3	9.9	8.3	9.0	35.5
53	POIRIER Salomé	Trets	2003	7.4	9.5	9.2	9.3	35.4
	MUSSARD Dounia	Martigues	2004	8.4	8.8	8.7	9.5	35.4
	HAMOUCHE Célia	Echirrolles ALE	2002	7.7	9.5	8.8	9.4	35.4
	AVELINE Alicia	St Genis les Ollières	2002	7.7	9.3	9.0	9.4	35.4
	ROBELET Océane	Cuisery	2003	8.3	9.1	8.7	9.3	35.4
	BARBIER Agathe	Albens	2002	8.1	10.0	9.2	8.1	35.4
59	HONTAAS-BERTHOUX Lilou	Limonest	2004	8.3	8.8	8.7	9.5	35.3
60	VITTOZ Léa	Rhodia club	2002	7.9	8.9	9.1	9.3	35.2
61	COMTE FLORET Emilie	Pont de Beauvoisin 2	2002	7.7	8.7	9.5	9.1	35.0
	RIONDET Maude	Albens	2002	7.8	9.3	8.7	9.2	35.0
63	CARRON Lilia	Echirrolles ALE	2005	8.0	9.3	8.9	8.6	34.8
64	BARDIN Lena	Lyon	2004	7.5	8.1	9.6	9.4	34.6
65	MANAZ Marie	La Ciotat	2002	6.5	9.3	8.8	9.8	34.4
66	JAMBON Léa	Belleville sur saone	2004	7.1	9.8	8.6	8.8	34.3
67	GUILLOU Juliette	Domène 2	2004	8.3	9.6	7.7	8.6	34.2
	MOSCARA Clémence	Pont de Beauvoisin 2	2005	7.7	9.4	7.8	9.3	34.2
69	LOMBARD Mathilde	Trets	2002	7.6	9.0	9.0	8.5	34.1
	ODEN Marine	La Ciotat	2001	7.3	9.2	8.1	9.5	34.1
	BELHOCINE Shamsha	Rhodia club	2002	6.7	9.4	8.6	9.4	34.1
72	GILLOT Emma	St Genis les Ollières	2003	7.5	9.6	8.4	8.3	33.8
73	PEUVREL Alexia	Domène 2	2004	7.6	8.4	8.6	9.1	33.7
74	CARRABIN Léa	Pont de Beauvoisin 2	2003	8.1	7.5	8.4	9.6	33.6
75	GARDE Romane	Domène 2	2004	7.0	8.6	8.6	9.2	33.4
	SEIGNIER Emma	Cuisery	2003	6.8	9.0	8.6	9.0	33.4





77	LARUE Léna	Cuisery	2003	8.3	6.5	8.8	9.7	33.3
78	JAMETTE Thais	Trets	2003	7.0	9.4	8.9	7.7	33.0
79	ROBERT Ludivine	Rhodia club	2004	7.3	7.6	8.3	9.6	32.8
80	AGOSTA Emma	Trets	2003	7.0	9.1	8.5	8.0	32.6
81	MOUNSSIF Sofia	Lyon	2005	7.1	8.1	8.3	8.6	32.1
	WERNY Louise	Lyon	2004	7.5	7.2	8.6	8.8	32.1
83	REBILLARD Aline	Domène 2	2004	7.9	8.0	7.0	8.7	31.6
84	MOULUN Zoé	Albens	2001	7.0	7.0	8.2	9.1	31.3
85	VARIO Anaïs	Rhodia club	2005	6.9	7.9	8.3	7.7	30.8
86	CHERVIER Meline	Belleville sur saone	2004	7.8	9.4	6.9	6.4	30.5
87	LAPOINTE Margaux	Belleville sur saone	2004	7.4	7.5	7.0	7.9	29.8
88	ALLEGRE Axel	Martigues	2003	7.5	5.4	8.9	7.9	29.7
89	GEORGES Lola	St Priest	2003	0.0	8.4	8.6	7.9	24.9
90	VEYRUNES Alizée	Albens	2002	0.0	9.2	7.7	7.6	24.5
91	BERLUREAU Lucie	Trets	2003	0.0	0.0	0.0	7.8	7.8
92	DUC-JACQUET Romane	Domène 2	2004	0.0	0.0	0.0	0.0	0.0
	CASCIO Margo	Martigues	2002	0.0	0.0	0.0	0.0	0.0

## 2. FEMININ NIVEAU8 11 + . SA\_DA (individuels)

### 2.1. Résultats par équipes

	Equipe	Club					Total
1	Villeurbanne ASL	69--A.S.L.Gratte-Ciel	33.6	36.0	37.2	36.9	143.7
2	Bourg St Maurice	73--Bsm gym bourg st maurice	32.5	36.4	36.0	36.1	141.0
3	Pont de claix	38--Pont de claix amicale gymnique	33.3	34.6	35.8	36.7	140.4
4	Aubagne Gym 2	13--Aubagne gym	32.4	34.6	35.5	36.1	138.6
5	Romans	26--avenir de romans	32.1	35.6	35.1	35.4	138.2
6	Aubagne Gym 1	13--Aubagne gym	32.7	35.1	34.6	35.5	137.9
7	Allex	26--Section gymnique allex	30.6	34.3	34.7	35.9	135.5
8	Moirans	38--CLUB GYM MOIRANNAIS	29.3	34.7	35.0	35.8	134.8
9	Echirolles ALE	38--Echirolles Amicale Laïque Gym	30.3	33.3	34.2	35.6	133.4
10	UGVH Aubagne	13--UGVH	30.4	34.3	32.3	35.5	132.5
11	Trets	13--Gymnastique sportive tretsoise	30.4	32.4	33.4	35.2	131.4
12	Aix	13--auc gymnastique	30.3	31.2	31.9	33.5	126.9

### 2.2. Résultats individuels

	Gymnaste	Equipe	Annee					Total
1	BELKHADRIA Firdaws	Villeurbanne ASL	2005	8.6	9.3	9.5	9.0	36.4
2	BELKHADEM Lilia	Pont de claix	2001	8.4	9.1	9.5	9.2	36.2
	THIBAUT Louise	Bourg St Maurice	2005	8.0	9.5	9.5	9.2	36.2
4	PICARD Eva	Villeurbanne ASL	2004	8.2	9.1	9.4	9.3	36.0
	SERGHENKO Agathe	Romans	2004	8.6	9.3	8.9	9.2	36.0
6	AISA Sacha	Bourg St Maurice	2004	8.1	8.8	9.4	9.0	35.3
7	VELHO Agathe	Villeurbanne ASL	2004	8.4	8.6	8.9	9.3	35.2
8	LARGUIER Charlene	Aubagne Gym 1	2002	8.2	9.3	8.7	8.9	35.1
9	SOLANS Julie	Pont de claix	2003	8.3	8.8	8.7	9.2	35.0
10	MILLEWEIHOFF Charlotte	Pont de claix	2004	8.3	8.3	8.8	9.4	34.8
11	EUVRARD LOUANE	Romans	2005	8.7	8.8	9.2	8.0	34.7
12	AGRIFOGLIO Clara	Aubagne Gym 1	2002	8.0	8.8	9.0	8.8	34.6
	BROCHARD Emma	Allex	2004	7.9	8.7	9.0	9.0	34.6
14	COUURIER Clémentine	Aubagne Gym 1	1990	8.0	8.9	8.6	8.9	34.4
	SAUVANT Romane	Aubagne Gym 2	2004	8.1	9.3	8.7	8.3	34.4
16	CALLOT Rachel	Aubagne Gym 2	2004	8.0	8.4	8.9	9.0	34.3
	VAILLON Zoé	Echirolles ALE	2004	8.3	8.9	8.1	9.0	34.3
	COLIN Aurélie	Moirans	2003	7.2	9.3	8.8	9.0	34.3
19	PATRIARCA Juliette	Villeurbanne ASL	2003	7.1	8.5	9.3	9.3	34.2
	DEGAUDEZ Marine	Bourg St Maurice	2004	8.3	9.4	7.7	8.8	34.2
21	TOURNIAIRE Aurélie	Aubagne Gym 2	2004	8.1	8.6	8.1	9.1	33.9
	PERRAT Ségolène	Villeurbanne ASL	2002	8.3	9.0	9.0	7.6	33.9
23	DELATRE Cléo	UGVH Aubagne	2002	8.4	8.5	8.0	8.9	33.8
	BOULARD Jessica	Allex	2001	7.2	8.7	8.8	9.1	33.8
	MEYER Clara	Villeurbanne ASL	2001	8.3	8.1	8.4	9.0	33.8
26	BRET Elise	Allex	2004	8.4	8.4	8.0	8.9	33.7

	VASSONEY Inari	Bourg St Maurice	2005	8.1	8.2	8.6	8.8	33.7
28	IGHIL Mélina	Aubagne Gym 2	2004	7.6	8.3	8.9	8.8	33.6
29	BICHI Marion	Trets	2005	8.0	7.9	8.5	9.0	33.4
	LOÏODICE Stella	Aubagne Gym 2	2004	8.2	7.7	8.4	9.1	33.4
31	ARLES Lucie	Echirolles ALE	2000	7.2	8.6	8.5	9.0	33.3
	DAVID Carole	Bourg St Maurice	2001	7.0	8.7	8.5	9.1	33.3
	ROCHE LISON	Romans	2003	7.0	8.8	8.8	8.7	33.3
34	DARRIGO Jessica	Aubagne Gym 1	1996	8.5	8.1	8.0	8.6	33.2
	LELEUX Charlotte	Pont de claix	2002	8.3	8.2	8.8	7.9	33.2
36	CAMPION Margaux	Moirans	2002	7.4	8.4	8.3	9.0	33.1
	CUINET Melina	Pont de claix	2003	7.5	8.4	8.5	8.7	33.1
38	BLACHE Maylis	Moirans	2003	7.5	7.8	8.7	9.0	33.0
	FERNANDES TENNESSE	Romans	2003	7.5	8.7	8.2	8.6	33.0
40	BEN BELGACEM Délia	Echirolles ALE	2004	7.8	7.8	8.6	8.6	32.8
	UBIALI Luna	Echirolles ALE	2002	6.8	8.0	9.0	9.0	32.8
42	DURAND Anna	Romans	2001	7.3	8.5	7.9	8.9	32.6
43	GERMAIN Madisson	Trets	2002	7.4	7.6	8.8	8.7	32.5
	GRAVELLE Anaïs	UGVH Aubagne	2003	6.8	8.5	8.3	8.9	32.5
	TROIANI Cloé	UGVH Aubagne	2004	7.8	7.6	8.0	9.1	32.5
	FAUCHOT Manon	Alex	2002	6.9	8.2	8.8	8.6	32.5
	FAURE Anaëlle	Alex	2003	7.1	8.4	8.1	8.9	32.5
48	GAIDET Faustine	Bourg St Maurice	2004	7.0	8.4	8.2	8.8	32.4
49	ETIENNE Loan	UGVH Aubagne	2003	7.2	8.7	7.9	8.5	32.3
	PALAZON STACY	Aix	2003	8.2	7.8	7.9	8.4	32.3
51	BLANC Julie	Trets	2002	7.3	8.1	7.7	9.1	32.2
	FERVEL Zoé	Trets	2002	7.4	8.4	8.1	8.3	32.2
53	NAVE Alison	UGVH Aubagne	2003	7.0	8.6	7.9	8.6	32.1
	PALSEUR Mathilde	Moirans	2003	6.5	8.1	8.9	8.6	32.1
55	BARTHABURU Jade	Moirans	2002	7.2	7.5	8.6	8.7	32.0
	TONG Thi mei	Moirans	2003	6.7	8.9	7.6	8.8	32.0
	AUDIC SILOE	Aix	2003	7.3	8.2	7.7	8.8	32.0
58	SERGEANT Julia	Trets	2003	7.6	8.0	7.8	8.4	31.8
59	ZIDI Sefara	Pont de claix	2003	7.2	7.1	8.3	8.9	31.5
60	GUILHOT Laura	Trets	2003	7.2	7.5	8.0	8.4	31.1
61	ABIDI Lina	UGVH Aubagne	2002	6.9	7.6	8.0	8.5	31.0
	SANCHEZ Laury	Aubagne Gym 1	2002	7.3	6.5	8.3	8.9	31.0
63	GAUCH Eve	Aix	2004	6.9	7.5	7.3	8.0	29.7
64	GOLLA Alicia	Echirolles ALE	2002	7.0	7.5	7.7	7.2	29.4
65	RITTER PERRINE	Aix	2000	7.9	4.4	8.1	8.3	28.7
66	HEDRACHE Lisa	Aubagne Gym 2	2005	0.0	7.8	9.0	8.9	25.7
67	FOURNIER MATHILDE	Aix	2002	0.0	7.7	8.2	7.9	23.8
68	SUGIER Camille	Alex	2003	0.0	8.5	0.0	7.3	15.8
69	JOLIVET Lilly	Aubagne Gym 1	2002	0.0	0.0	0.0	0.0	0.0
	LAIADHI Ambrine	Echirolles ALE	2004	0.0	0.0	0.0	0.0	0.0
	DUPRIX NOELIE	Aix	2004	0.0	0.0	0.0	0.0	0.0





**Résultats de la compétition**  
*Demi-finales nationales G2*  
*St Genis les Ollières / St Priest*  
*13 et 14 mai 2017*

## 1. FEMININ NIVEAU7 11 + . SA\_DA (B) (individuels)

### 1.1. Résultats par équipes

	Equipe	Club					Total
1	Anse	69--Jeunesse ansoise	32.0	35.4	35.3	38.0	140.7
2	Romans	26--avenir de romans	30.3	34.8	36.7	36.9	138.7
3	Bourg St Maurice	73--Bsm gym bourg st maurice	29.0	36.9	34.1	36.8	136.8
4	Diémoise	38--GYM DIEMOISE	29.5	34.7	34.3	36.8	135.3
5	Irigny	69--Amicale laique irigny	30.0	35.0	34.3	35.9	135.2
6	Aix	13--auc gymnastique	28.7	34.6	34.7	36.1	134.1
7	Trets	13--Gymnastique sportive tretsoise	29.4	34.6	33.6	35.7	133.3
8	Boen AL	42--Amicale laique de boen	29.0	33.8	33.6	34.0	130.4
9	Pierre Bénite 2	69--Patronage laïque de Pierre Bénite	28.2	32.3	33.4	35.6	129.5
10	Voiron 1	38--Amicale laique de voiron	29.1	29.3	34.3	33.8	126.5

### 1.2. Résultats individuels





	Gymnaste	Equipe	Annee					Total
1	BELAIDOUNI Rahma	Anse	2005	8.0	8.7	8.6	9.8	35.1
2	MALJOURNAL Lily-rose	Anse	2004	8.0	9.1	8.7	9.1	34.9
3	ECHAIB Kamelia	Anse	2004	8.2	8.2	9.0	9.4	34.8
	TERRIER Manon	Anse	2003	7.8	8.7	8.9	9.4	34.8
5	BASTARD Ileana	Bourg St Maurice	2004	7.4	9.3	8.7	9.3	34.7
	ESSERSI Nawel	Romans	2004	7.9	8.6	9.0	9.2	34.7
7	FRIZZO Lisa	Diémoise	2001	7.9	8.9	8.7	9.1	34.6
8	MORIN Clea	Irigny	2004	7.8	8.8	8.8	9.1	34.5
	DER PARSEGHIAN Malou	Romans	2002	7.6	8.8	9.2	8.9	34.5
10	PREYNAT Lucie	Boen AL	2004	7.9	8.8	8.6	9.0	34.3
	DEGOUY Margaux	Trets	2004	7.7	8.7	8.9	9.0	34.3
	DEPREZ Camille	Pierre Bénite 2	2005	7.6	8.8	8.9	9.0	34.3
	DURY Melissandre	Irigny	2004	7.6	8.7	8.7	9.3	34.3
14	MOUSSEUX Pema	Bourg St Maurice	2004	7.5	9.0	8.4	9.3	34.2
15	CASTRO Clemence	Voiron 1	2004	7.0	9.0	9.0	9.1	34.1
16	GESLIN Manon	Romans	2000	6.8	8.5	9.5	9.2	34.0
17	GAUTHIER Lola	Diémoise	2003	7.0	9.0	8.6	9.3	33.9
	VUILLEROD Laly	Diémoise	2005	6.0	9.3	9.2	9.4	33.9
19	DéON Stéline	Romans	2003	6.6	8.9	9.0	9.2	33.7
20	THIALLIER Lalie	Boen AL	2004	7.6	8.8	8.2	9.0	33.6
	COMBE Coline	Voiron 1	2004	7.1	8.5	9.0	9.0	33.6
	SANCHEZ Manuela	Aix	2005	7.1	8.8	8.5	9.2	33.6
23	DUCROZ Laly	Bourg St Maurice	2004	7.1	9.4	8.5	8.5	33.5
24	TEXIERA Orlane	Anse	2005	6.7	8.9	8.3	9.4	33.3
25	LECHALIER Camille	Trets	2005	7.1	8.7	8.3	9.1	33.2
26	OUZEAU Justine	Bourg St Maurice	2002	6.6	9.2	8.5	8.8	33.1
	BARDIE CHLOE	Aix	2002	7.4	8.7	8.6	8.4	33.1
	GRIVOLAT Laurianne	Romans	2000	7.0	8.1	9.0	9.0	33.1
29	PAOLI CLARA	Aix	2003	6.4	8.6	9.0	9.0	33.0
30	DARME Lucie	Anse	2005	6.7	7.9	8.7	9.4	32.7
31	SOUCHON Laura	Boen AL	2004	7.9	6.9	8.7	9.1	32.6
	MOREL Lise	Irigny	2005	6.9	8.4	8.5	8.8	32.6







	EMIN Juliette	Bourg St Maurice	2003	6.7	8.9	7.6	9.4	32.6
34	BATTIANI Flavia	Trets	2004	7.1	8.4	8.2	8.7	32.4
35	FOURNIER Auriane	Trets	2003	6.7	8.6	8.1	8.9	32.3
	BIZIAUX Blanche	Bourg St Maurice	2005	7.0	8.5	8.2	8.6	32.3
37	BACCOU Ellea	Irigny	2004	7.1	8.8	7.8	8.4	32.1
38	CARPENTIER FANNY	Aix	2005	7.1	7.7	8.2	9.0	32.0
39	GONZALEZ Kaïna	Pierre Bénite 2	2004	7.5	7.4	8.0	9.0	31.9
	TORRILLON Juliette	Irigny	2005	7.5	8.3	8.3	7.8	31.9
41	SAUVINET Lisa	Pierre Bénite 2	2004	6.4	7.7	8.5	9.2	31.8
42	GREINER Salome	Irigny	2003	7.1	8.7	7.2	8.7	31.7
43	PERNOT Noémie	Trets	2001	7.5	7.2	8.2	8.6	31.5
	CANAVURI DANA	Aix	2003	5.9	8.5	8.2	8.9	31.5
45	LENCZIKI-RISO Flavie	Diémoise	2003	6.8	7.5	7.8	9.0	31.1
46	MAGNAT Camille	Diémoise	2002	7.8	7.0	7.4	8.6	30.8
47	GOUDET Farah	Pierre Bénite 2	2005	6.6	8.4	7.3	8.4	30.7
48	ALVAREZ Emma	Trets	2002	6.0	8.6	7.2	8.7	30.5
49	FAIZ Ambre	Aix	2003	7.1	7.3	8.6	7.4	30.4
50	DERORY Clemence	Boen AL	2004	5.6	9.3	8.1	6.9	29.9
	PEYRACHE Elea	Voiron 1	2004	7.9	6.3	7.8	7.9	29.9
52	KASSOUSSI Inès	Pierre Bénite 2	2004	6.5	7.3	8.0	7.9	29.7
53	BOREL Ilona	Diémoise	2005	6.6	7.2	7.7	7.9	29.4
54	DEL CONSOLE Stella	Voiron 1	2003	7.1	5.5	8.5	7.8	28.9
55	WILLMANN Marion	Romans	1997	7.8	0.0	8.5	9.3	25.6
56	CONSEIL Lisa	Pierre Bénite 2	2003	6.3	3.9	7.2	7.7	25.1
57	GARIN Celia	Voiron 1	2002	0.0	0.0	0.0	0.0	0.0
	HULIN Lucile	Voiron 1	2005	0.0	0.0	0.0	0.0	0.0

## 2. FEMININ NIVEAU5 11 + . SA\_DA (individuels)

### 2.1. Résultats par équipes

	Equipe	Club					Total
1	Meylan	38--Aspa meylan	33.7	38.0	40.0	39.9	151.6
2	Gerland Mouche	69--A. L. gerland mouche	34.7	39.2	38.7	38.9	151.5
	Aubagne Gym 2	13--Aubagne gym	34.5	39.3	39.1	38.6	151.5
4	Bourg st andeol	7--UNION SPORTIVE BOURGUESANNE	35.1	37.9	37.4	39.2	149.6
5	Pont de claix	38--Pont de claix amicale gymnique	34.7	35.9	39.3	39.3	149.2
6	UGVH Aubagne	13--UGVH	33.0	37.6	38.9	38.4	147.9
7	Echirolles ALE	38--Echirolles Amicale Laique Gym	32.5	37.4	38.1	39.8	147.8
8	Aubagne Gym 1	13--Aubagne gym	33.0	37.5	39.1	38.0	147.6
9	Vénissieux	69--Cmo vénissieux	33.5	36.5	39.1	38.2	147.3
10	St Priest	69--Gymnique association saint priest	33.3	35.8	38.3	39.1	146.5
11	Loriol	26--Groupe omnisports loriolais (gol)	33.5	35.3	37.1	40.5	146.4
12	La Mure	38--La mure gym club	33.1	38.0	36.3	38.3	145.7
13	Trets	13--Gymnastique sportive tretsoise	33.1	38.6	34.9	38.8	145.4
14	Jonage	69--E.s.j gymnastique artistique	32.9	36.4	36.7	38.0	144.0
15	Nivolas vermelle	38--Nivolas alep espoir gymnique	31.7	37.6	36.4	38.0	143.7
16	La tour du pin	38--L'alerte gymnastique la tour du pin	30.5	33.7	36.0	37.7	137.9

### 2.2. Résultats individuels

	Gymnaste	Equipe	Annee					Total
1	ABGRALL Luisa	Pont de claix	2003	9.3	10.0	10.1	10.0	39.4
2	SOLBES Axelle	Bourg st andeol	1999	9.0	10.1	9.7	10.1	38.9
3	LE METAYER Solenn	UGVH Aubagne	1996	8.5	9.8	10.4	9.7	38.4
	SERTOIR Marine	Aubagne Gym 2	2002	8.4	10.1	10.1	9.8	38.4
5	LAUZOL Pauline	Meylan	2002	8.4	9.6	10.2	10.1	38.3
	DE VITA Eve	Aubagne Gym 2	2003	8.6	9.8	10.1	9.8	38.3
7	DURAFFOURG Elisa	Gerland Mouche	2000	9.0	9.6	9.8	9.8	38.2
	PHILIP Manon	La Mure	2002	8.6	9.8	9.8	10.0	38.2
9	DONATO Alexia	Loriol	1997	8.2	9.7	9.9	10.3	38.1
	LEFEBVRE Solene	Echirolles ALE	1995	8.4	9.9	9.5	10.3	38.1
11	BETTINGER Jeanne	St Priest	2002	8.6	9.2	9.9	10.2	37.9
	ROBIN Maya	Gerland Mouche	1998	8.6	10.0	9.6	9.7	37.9
	BRUNDU Lola	Aubagne Gym 1	2001	8.7	9.2	10.1	9.9	37.9
	GUILLEMIN Mathilde	Echirolles ALE	2002	7.9	10.2	9.7	10.1	37.9
15	MARZE Lou	Gerland Mouche	2002	8.6	10.1	9.4	9.6	37.7
	ROUX Clementine	Jonage	1997	8.1	10.2	9.4	10.0	37.7
	KEDAD Sirine	Vénissieux	2003	8.6	9.0	10.2	9.9	37.7
18	PACCARD Perrine	Meylan	2002	8.5	9.4	10.0	9.7	37.6
19	PETIT Lea	Meylan	2003	8.3	9.2	9.7	10.3	37.5





	WIRTA Chloé	Aubagne Gym 2	2000	8.9	10.1	8.9	9.6	37.5
21	MAHMOUD Assil	St Priest	2002	8.3	9.6	9.5	10.0	37.4
	DUMONT Emma	Jonage	2002	8.8	9.2	9.6	9.8	37.4
	VERNEREY Océane	Nivolas vermelle	1999	8.3	9.6	9.6	9.9	37.4
	BALLARD Julie	Pont de claix	2000	8.4	8.9	10.1	10.0	37.4
25	GINOUX Célia	Aubagne Gym 1	2002	8.4	9.9	9.8	9.1	37.2
26	BEKAKCHA Lolita	Gerland Mouche	1999	8.1	9.4	9.9	9.7	37.1
27	MAILLES Clara	Nivolas vermelle	1998	8.6	9.5	9.4	9.5	37.0
28	LE GOALLER Margaux	Meylan	2003	8.4	9.8	8.9	9.8	36.9
29	PAVOUX Alyson	Gerland Mouche	1996	8.3	9.5	9.3	9.7	36.8
	PRANGER Pamela	Trets	1997	8.0	9.9	9.3	9.6	36.8
31	FUCINA Garance	Bourg st andeol	2004	8.6	9.1	9.5	9.5	36.7
32	ARNAUD Marie	Loriol	2004	8.4	9.2	8.9	10.1	36.6
33	CELLIER Lucie	Bourg st andeol	2004	8.8	9.0	8.9	9.8	36.5
34	CASTALDO Laura	Vénissieux	1998	8.1	9.1	9.6	9.6	36.4
35	MALLEVAL Laura	Loriol	2001	8.1	9.1	9.2	9.9	36.3
	MALARD Kinsy	La tour du pin	2003	7.7	9.6	9.5	9.5	36.3
	DAUCHEZ Charlotte	Aubagne Gym 2	2000	8.3	9.0	10.0	9.0	36.3
38	DOUMALIN Marina	UGVH Aubagne	2003	8.4	9.7	8.8	9.3	36.2
	SCHINTU Florence	Aubagne Gym 2	1998	8.6	9.3	8.9	9.4	36.2
40	OLLIVIER Anna	Vénissieux	2001	7.9	9.3	9.6	9.3	36.1
	PICCOLOTTO Anne-laure	UGVH Aubagne	1994	7.7	9.4	9.2	9.8	36.1
	AVIGNON Maelle	La Mure	2002	7.6	9.3	9.4	9.8	36.1
43	DA SILVA Mélanie	St Priest	2004	8.1	9.0	9.7	9.2	36.0
	JOUSSIER Marine	Trets	1996	8.0	9.8	8.2	10.0	36.0
	LEBRETON Jessica	Vénissieux	2002	8.5	9.1	9.2	9.2	36.0
46	ANZALONE Angélique	UGVH Aubagne	2000	8.4	8.3	9.6	9.6	35.9
47	LAVALEIX Lola	Trets	1997	8.2	9.2	8.9	9.5	35.8
48	PARASCANDOLA Kélia	Trets	2004	8.6	9.3	8.2	9.6	35.7
	RENAUD Camille	Meylan	2003	8.4	7.7	10.1	9.5	35.7
	NORADIAN Sophie	Bourg st andeol	1997	8.4	9.4	8.2	9.7	35.7
51	BRUN BARONNAT Céline	Meylan	1993	8.4	9.2	8.6	9.4	35.6
52	MOLEINS Lisa	Nivolas vermelle	2000	7.2	9.8	9.5	9.0	35.5
	CHAIX Maelle	Pont de claix	2001	8.0	8.8	9.7	9.0	35.5
54	GUYOTOT Shan	Jonage	2001	8.4	8.9	9.0	9.1	35.4
55	MEUNIER Camille	Trets	2003	7.6	9.6	8.5	9.6	35.3
	POITOU Louna	Echiroilles ALE	2003	7.8	8.3	9.7	9.5	35.3
	BOROWIEC Maeva	Pont de claix	2001	8.7	8.2	9.4	9.0	35.3
58	ALLEN Jade	UGVH Aubagne	1997	7.7	8.7	9.7	9.1	35.2
	MOLLIER Emma	Aubagne Gym 1	1999	8.2	9.0	8.9	9.1	35.2
60	GUIDUCCI Karine	Echiroilles ALE	1991	8.4	8.5	8.3	9.9	35.1
61	GUIGUET Justine	St Priest	2000	8.2	8.0	9.2	9.6	35.0
	DURAND Emma	Loriol	1998	8.7	7.1	9.1	10.1	35.0
63	HASSE Lynda	Vénissieux	2000	8.3	8.2	9.0	9.4	34.9
	CONTE Francesca	Aubagne Gym 1	1999	7.7	9.4	8.3	9.5	34.9
65	CROBU Shirley	Aubagne Gym 1	2000	7.5	8.4	9.5	9.4	34.8
66	MELZANI Aurore	La Mure	1999	8.2	9.4	7.7	9.4	34.7
67	GUIEN Anaëlle	Trets	2004	8.3	8.8	7.9	9.4	34.4
68	CHARBONNEAU Wendy	La tour du pin	2001	7.7	8.5	9.0	9.1	34.3
69	PEYROT Tiphanye	Gerland Mouche	1997	8.5	7.4	8.9	9.3	34.1
70	PICOT-GUERAUD Marie	Nivolas vermelle	1997	7.6	8.7	7.9	9.6	33.8
71	DEFrance Camille	La tour du pin	1998	7.8	7.9	8.4	9.6	33.7
72	CORNUAU Luna	Jonage	1998	7.6	8.1	8.7	9.1	33.5
73	MASSON Juliette	St Priest	2003	8.2	6.5	9.1	9.3	33.1
74	ROMAN Floriane	Echiroilles ALE	2002	6.3	8.8	9.2	8.7	33.0
75	PERRIN Soline	Echiroilles ALE	1996	6.8	7.8	9.2	9.1	32.9

76	PETITJEAN LAEMLE Blanche	Pont de claix	2003	7.6	7.1	7.6	9.9	32.2
77	BARBARA Justine	La Mure	2004	8.4	7.5	7.2	8.9	32.0
78	ANGELINI Milla	La tour du pin	2003	7.3	7.7	8.1	8.5	31.6
79	HERAUT Fanny	Jonage	2000	7.5	7.2	8.4	8.4	31.5
80	GUELI Lea	Aubagne Gym 1	2003	7.6	4.9	9.7	9.2	31.4
81	MOLEINS Julie	Nivolas vermelle	2002	6.6	8.7	7.5	6.5	29.3
82	BICAIS Lisa	Pont de claix	2001	8.3	3.1	8.3	9.4	29.1
83	VEYER Laurie	La Mure	2002	7.9	9.5	9.4	0.0	26.8
84	GUERIN Karine	Bourg st andeol	2002	8.7	0.0	8.3	9.6	26.6
85	ESPEISSE Audrey	Loriol	1979	8.2	7.3	0.0	10.0	25.5
86	MOULIN Julia	Loriol	1992	7.8	0.0	7.5	9.9	25.2
87	FOURRIER Melisande	La tour du pin	2003	0.0	0.0	9.1	9.5	18.6
	IGNACIO Violaine	Bourg st andeol	1993	0.0	9.3	9.3	0.0	18.6
89	DUPONT Maelle	Vénissieux	2000	0.0	0.0	9.7	0.0	9.7
90	ROMON Margot	La Mure	2003	0.0	0.0	0.0	9.1	9.1
91	ROSIER Ellynn	St Priest	1996	0.0	0.0	0.0	0.0	0.0
	COTTIN Sophie	La tour du pin	1985	0.0	0.0	0.0	0.0	0.0
	JAUMONET Mathilde	Jonage	1997	0.0	0.0	0.0	0.0	0.0
	ROUZE Esther	UGVH Aubagne	2000	0.0	0.0	0.0	0.0	0.0
	NOWAK Shyrel	Aubagne Gym 2	2003	0.0	0.0	0.0	0.0	0.0
	FERNANDEZ Cassandra	Nivolas vermelle	2004	0.0	0.0	0.0	0.0	0.0





**Résultats de la compétition**  
*Demi-finales nationales G2*  
**St Genis les Ollières / St Priest**  
*13 et 14 mai 2017*

# 1. FEMININ NIVEAU4 14-18 ans . SA\_DA (individuels)

## 1.1. Résultats par équipes

	Equipe	Club					Total
1	Domène	38--Etoile sportive doménoise	0.0	0.0	0.0	0.0	0.0
	Jonage	69--E.s.j gymnastique artistique	0.0	0.0	0.0	0.0	0.0
	Bron	69--Amicale Laïque de Bron	0.0	0.0	0.0	0.0	0.0
	Aubagne Gym	13--Aubagne gym	0.0	0.0	0.0	0.0	0.0
	Renaison	42--Amicale laïque sportive renaison	0.0	0.0	0.0	0.0	0.0
	Arbresle	69--L'arbresle	0.0	0.0	0.0	0.0	0.0
	Lyon	69--PL Vilette Paul Bert	0.0	0.0	0.0	0.0	0.0

## 1.2. Résultats individuels





	Gymnaste	Equipe	Annee					Total
1	CAPONE Emma	Domène	2000	0.0	0.0	0.0	0.0	0.0
	CARET Estelle	Domène	1998	0.0	0.0	0.0	0.0	0.0
	DAVID Julie	Domène	2000	0.0	0.0	0.0	0.0	0.0
	QUANG-GUERAUD Maeva	Domène	2000	0.0	0.0	0.0	0.0	0.0
	RUFFIEUX Lydvine	Domène	2000	0.0	0.0	0.0	0.0	0.0
	BLANC Loraine	Jonage	1999	0.0	0.0	0.0	0.0	0.0
	DE CIANTIS Lena	Jonage	1999	0.0	0.0	0.0	0.0	0.0
	GOLAIN Romane	Jonage	2000	0.0	0.0	0.0	0.0	0.0
	JACOB Cassandra	Jonage	1999	0.0	0.0	0.0	0.0	0.0
	SCIANDRA Alice	Jonage	2001	0.0	0.0	0.0	0.0	0.0
	BARBIERE Carole	Bron	1998	0.0	0.0	0.0	0.0	0.0
	KISRANE Inès	Bron	2000	0.0	0.0	0.0	0.0	0.0
	MARTINEZ Charlene	Bron	1999	0.0	0.0	0.0	0.0	0.0
	MARTINEZ Heloise	Bron	1999	0.0	0.0	0.0	0.0	0.0
	METRAL Lucie	Bron	2000	0.0	0.0	0.0	0.0	0.0
	DE ROBERT-DOU Constance	Aubagne Gym	2001	0.0	0.0	0.0	0.0	0.0
	JAMPY Marion	Aubagne Gym	1998	0.0	0.0	0.0	0.0	0.0
	LECLERC Morgane	Aubagne Gym	2002	0.0	0.0	0.0	0.0	0.0
	PALMERI Méline	Aubagne Gym	2001	0.0	0.0	0.0	0.0	0.0
	PIGNOL Sarah	Aubagne Gym	2002	0.0	0.0	0.0	0.0	0.0
	JACQUET Ambre	Renaison	2000	0.0	0.0	0.0	0.0	0.0
	LALEU Angélique	Renaison	2001	0.0	0.0	0.0	0.0	0.0
	LAPALUS Soléne	Renaison	2001	0.0	0.0	0.0	0.0	0.0
	MOUTTET Noémie	Renaison	2000	0.0	0.0	0.0	0.0	0.0
	REJONY Ilona	Renaison	2001	0.0	0.0	0.0	0.0	0.0
	BARIOT Claire	Arbresle	2002	0.0	0.0	0.0	0.0	0.0
	GERTOU Manon	Arbresle	2000	0.0	0.0	0.0	0.0	0.0
	JOLY Lola	Arbresle	1998	0.0	0.0	0.0	0.0	0.0
	MULATON Ornella	Arbresle	2001	0.0	0.0	0.0	0.0	0.0
	ROBERT Eloïse	Arbresle	2002	0.0	0.0	0.0	0.0	0.0
	CHASTAGNER Servane	Lyon	1999	0.0	0.0	0.0	0.0	0.0
	DUPRE Elise	Lyon	2000	0.0	0.0	0.0	0.0	0.0
	JAMBON Olaya	Lyon	2001	0.0	0.0	0.0	0.0	0.0
	JEMELEDINE Sarah	Lyon	2001	0.0	0.0	0.0	0.0	0.0
	SLAWSKI Emma	Lyon	2001	0.0	0.0	0.0	0.0	0.0

## 2. FEMININ NIVEAU2 11 + . SA\_DA (individuels)

### 2.1. Résultats par équipes

	Equipe	Club					Total
1	Villette d Anthon	69--Villette gym	0.0	0.0	0.0	0.0	0.0
	Trets	13--Gymnastique sportive tretsoise	0.0	0.0	0.0	0.0	0.0
	Loriol	26--Groupe omnisports loriolais (gol)	0.0	0.0	0.0	0.0	0.0
	Jonage	69--E.s.j gymnastique artistique	0.0	0.0	0.0	0.0	0.0
	Irigny	69--Amicale laique irigny	0.0	0.0	0.0	0.0	0.0
	Privas	7--Sc privas gym	0.0	0.0	0.0	0.0	0.0
	Crolles	38--Gym et rythme crolles	0.0	0.0	0.0	0.0	0.0
	Riorges	42--Olympique riorges gymnastique	0.0	0.0	0.0	0.0	0.0
	St Martin d hères	38--Essm gymnastique	0.0	0.0	0.0	0.0	0.0
	Echirolles ALE	38--Echirolles Amicale Laique Gym	0.0	0.0	0.0	0.0	0.0
	Aix	13--auc gymnastique	0.0	0.0	0.0	0.0	0.0

### 2.2. Résultats individuels





	Gymnaste	Equipe	Annee					Total
1	AGHADJANIAN Emma	Villette d Anthon	2000	0.0	0.0	0.0	0.0	0.0
	INGRASSIA Clara	Villette d Anthon	1999	0.0	0.0	0.0	0.0	0.0
	NIERING Léa	Villette d Anthon	2000	0.0	0.0	0.0	0.0	0.0
	PONDANT Lucie	Villette d Anthon	1998	0.0	0.0	0.0	0.0	0.0
	TARIFA Anouk	Villette d Anthon	1999	0.0	0.0	0.0	0.0	0.0
	COUTURIER Manon	Trets	1998	0.0	0.0	0.0	0.0	0.0
	GROUSSIN Clara	Trets	1998	0.0	0.0	0.0	0.0	0.0
	JOUSSIER Camille	Trets	1996	0.0	0.0	0.0	0.0	0.0
	SOVIGNET Mallauray	Trets	1999	0.0	0.0	0.0	0.0	0.0
	ZENATTI RANALDI Melissa	Trets	1999	0.0	0.0	0.0	0.0	0.0
	BRZEZINSKA Coralie	Loriol	1995	0.0	0.0	0.0	0.0	0.0
	GAUDARD Maureen	Loriol	1999	0.0	0.0	0.0	0.0	0.0
	GENETTE Mandy	Loriol	2001	0.0	0.0	0.0	0.0	0.0
	JACQUIER Hélène	Loriol	2001	0.0	0.0	0.0	0.0	0.0
	THEVENET Lea	Loriol	2000	0.0	0.0	0.0	0.0	0.0
	BRUNEL Alexandra	Jonage	1995	0.0	0.0	0.0	0.0	0.0
	DE SOUSA Carine	Jonage	1994	0.0	0.0	0.0	0.0	0.0
	JAUMONET Marie	Jonage	1991	0.0	0.0	0.0	0.0	0.0
	LOUE Julie	Jonage	1999	0.0	0.0	0.0	0.0	0.0
	ROBIN Cezanne	Jonage	1997	0.0	0.0	0.0	0.0	0.0
	BOULEZ Clementine	Irigny	2004	0.0	0.0	0.0	0.0	0.0
	FIEVET Maelys	Irigny	2001	0.0	0.0	0.0	0.0	0.0
	FORGUES MAYET Edith	Irigny	2001	0.0	0.0	0.0	0.0	0.0
	PARIZOT Audrey	Irigny	1996	0.0	0.0	0.0	0.0	0.0
	PARIZOT Estelle	Irigny	1996	0.0	0.0	0.0	0.0	0.0
	AYRAUD Perrine	Privas	1984	0.0	0.0	0.0	0.0	0.0
	BESSON Jorila	Privas	1987	0.0	0.0	0.0	0.0	0.0

BRIOT Tess	Privas	2001	0.0	0.0	0.0	0.0	0.0
QUINTANA Cloe	Privas	1999	0.0	0.0	0.0	0.0	0.0
VASSAS Elea	Privas	2001	0.0	0.0	0.0	0.0	0.0
BERTRAND Cloe	Crolles	1999	0.0	0.0	0.0	0.0	0.0
IEVA Juliette	Crolles	1997	0.0	0.0	0.0	0.0	0.0
LALOUZ Clemence	Crolles	2000	0.0	0.0	0.0	0.0	0.0
LESCUREUX Tess	Crolles	1997	0.0	0.0	0.0	0.0	0.0
VIGNAL Manon	Crolles	1999	0.0	0.0	0.0	0.0	0.0
CHAMBERT Esther	Riorges	1993	0.0	0.0	0.0	0.0	0.0
DECLAS Coline	Riorges	1999	0.0	0.0	0.0	0.0	0.0
GRANGE Mathilde	Riorges	1998	0.0	0.0	0.0	0.0	0.0
GRILLET Celine	Riorges	1991	0.0	0.0	0.0	0.0	0.0
TOUREY Ambrine	Riorges	1998	0.0	0.0	0.0	0.0	0.0
BENAMER LINA	St Martin d hères	2004	0.0	0.0	0.0	0.0	0.0
BRUNEL Jade	St Martin d hères	1994	0.0	0.0	0.0	0.0	0.0
CUPANI Marine	St Martin d hères	1992	0.0	0.0	0.0	0.0	0.0
LAMBERT Alicia	St Martin d hères	1996	0.0	0.0	0.0	0.0	0.0
MESQUITA Anais	St Martin d hères	1996	0.0	0.0	0.0	0.0	0.0
DE PALMA Maelle	Echirolles ALE	1991	0.0	0.0	0.0	0.0	0.0
FUGIER Elodie	Echirolles ALE	1989	0.0	0.0	0.0	0.0	0.0
GALVIN Sandy	Echirolles ALE	1993	0.0	0.0	0.0	0.0	0.0
PRADAUD Céline	Echirolles ALE	1992	0.0	0.0	0.0	0.0	0.0
ROLLAND Camille	Echirolles ALE	1995	0.0	0.0	0.0	0.0	0.0
POIGNANT Marion *	Savigny 1 (indiv) (indiv)	1989	0.0	0.0	0.0	0.0	0.0
BOUASSE MARION	Aix	2002	0.0	0.0	0.0	0.0	0.0
BUDANIC Marie	Aix	2001	0.0	0.0	0.0	0.0	0.0
DRAPIER Lily	Aix	2003	0.0	0.0	0.0	0.0	0.0
NACEUR Deborah	Aix	2001	0.0	0.0	0.0	0.0	0.0
TONETTI Loana	Aix	1999	0.0	0.0	0.0	0.0	0.0







### 3. FEMININ NIVEAU2 11-16 ans . SA\_DA (individuels)

#### 3.1. Résultats par équipes

	Equipe	Club					Total
1	Anse	69--Jeunesse ansoise	0.0	0.0	0.0	0.0	0.0
	Chaponnay	69--Chaponnay gym	0.0	0.0	0.0	0.0	0.0

#### 3.2. Résultats individuels

	Gymnaste	Equipe	Annee					Total
1	CHUZEVILLE Clara	Anse	2000	0.0	0.0	0.0	0.0	0.0
	MORTREUX Suzanne	Anse	2000	0.0	0.0	0.0	0.0	0.0
	REBUT Camille	Anse	2000	0.0	0.0	0.0	0.0	0.0
	ZEIMEN Coralie	Anse	2000	0.0	0.0	0.0	0.0	0.0
	ALLEMAGNE Alexia *	Irigny 1 (indiv) (indiv)	2003	0.0	0.0	0.0	0.0	0.0
	REY Eden *	Irigny 1 (indiv) (indiv)	2004	0.0	0.0	0.0	0.0	0.0
	BOUCHILLOU Clara	Chaponnay	2001	0.0	0.0	0.0	0.0	0.0
	CREPIEUX Juliette	Chaponnay	2002	0.0	0.0	0.0	0.0	0.0
	D ALESSANDRO Elsa	Chaponnay	2001	0.0	0.0	0.0	0.0	0.0
	FERREIRA Clara	Chaponnay	2002	0.0	0.0	0.0	0.0	0.0
	GUILLET Marie	Chaponnay	2002	0.0	0.0	0.0	0.0	0.0