









Résultats de la compétition
Championnat régional Rhône Alpes Filière Nationale
Boën et Riorges
25 et 26 mars 2017

1. FEMININ NIVEAU7 11 + . SA_DA (individuels)

1.1. Résultats par équipes

	Equipe	Club					Total
1	St Martin d hères	38--Essm gymnastique	33.6	35.5	35.0	37.0	141.1
2	Limonest	69--A.S.C.J.L. Limonest	33.1	33.0	35.5	36.5	138.1
	Bourg St Maurice	73--Bsm gym bourg st maurice	32.1	34.8	33.0	38.2	138.1
4	Irigny	69--Amicale laique irigny	33.3	32.7	34.1	37.6	137.7
5	Cusset	69--Cusset	34.4	32.5	34.1	34.1	135.1
6	voiron	AL Voiron	32.0	32.1	33.4	36.3	133.8
7	Loriol	26--Groupe omnisports loriolais (gol)	33.3	33.3	32.8	34.1	133.5
8	Boen AL	42--Amicale laique de boen	31.9	30.5	32.7	37.0	132.1
9	Lentilly	69--Amicale Laïque de Lentilly	29.4	32.2	33.1	37.2	131.9
10	Vaulx en velin	69--Indépendante de Vaulx en Velin	29.5	30.5	33.5	36.1	129.6
11	St quentin fallavier	38--St Quentin Fallavier	26.9	32.4	35.0	35.1	129.4
12	Heyrieux	38--J.A.Heyrieux Gymnastique Sportive	29.0	31.7	32.2	36.4	129.3
13	St Priest	69--Gymnique association saint priest	30.6	27.7	33.3	35.1	126.7
14	Sablons	38--Sablons	28.0	28.0	32.9	37.0	125.9
15	Gerland Mouche	69--A. L. gerland mouche	0.0	0.0	0.0	0.0	0.0

1.2. Résultats individuels

	Gymnaste	Equipe	Annee					Total
1	LICATA Luna	St Martin d hères	2001	8.5	9.3	8.9	9.3	36.0
2	EGHA-AGHE Maëlys	Heyrieux	2005	8.6	9.3	8.6	9.3	35.8
3	AULAS Anna	Limonest	2004	8.3	8.5	8.9	9.6	35.3
	BASTARD Ileana	Bourg St Maurice	2004	7.2	8.9	9.2	10.0	35.3
5	MORIN Clea	Irigny	2004	8.7	8.4	8.7	9.3	35.1
6	TORRILLON Juliette	Irigny	2005	7.8	8.5	8.9	9.8	35.0
	VIDAL Siriane	Cusset	2005	8.8	8.9	8.7	8.6	35.0
8	YANG Ashley	St Martin d hères	2001	8.7	7.6	8.7	9.9	34.9
	CASTRO Clémence	voiron	2004	8.5	8.3	8.7	9.4	34.9
10	ARDITO Johanna	St Martin d hères	2001	8.2	9.1	8.6	8.9	34.8
11	FRANCOIS Alice	Limonest	2004	8.7	8.3	8.5	9.1	34.6
	COMBE Coline	voiron	2004	8.2	8.5	8.5	9.4	34.6
13	MACRON Jasmine	Loriol	2001	8.4	8.9	8.1	9.1	34.5
14	PREYNAT Lucie	Boen AL	2004	8.2	8.4	8.2	9.4	34.2
15	QUERCIA Roxanne	St Martin d hères	2002	8.2	8.5	8.8	8.6	34.1
	MOUSSEUX Perine	Bourg St Maurice	2004	8.5	8.4	8.1	9.1	34.1
17	CHAMBOT Wanda	Vaulx en velin	1999	7.7	7.9	8.4	9.5	33.5
18	BOURNAY Léa	Heyrieux	2003	7.2	8.4	9.0	8.8	33.4
	PIERRE Julia	Lentilly	2002	7.5	8.5	7.8	9.6	33.4
	NAKACHE Mathilde	Limonest	2003	7.0	8.3	9.1	9.0	33.4
	CROIZIER Nima	Bourg St Maurice	2004	8.2	8.4	7.5	9.3	33.4
22	BACCOU Ellea	Irigny	2004	8.2	8.1	8.0	8.9	33.2
	ALONSO Roxanne	Lentilly	2002	7.2	8.4	8.5	9.1	33.2

	NATALIZIO Camille	St quentin fallavier	2001	6.8	8.7	8.9	8.8	33.2
25	HATCHADOURIAN Laly	Cusset	2004	8.6	7.1	8.6	8.8	33.1
	PEYRACHE Eléa	voiron	2004	8.3	8.1	7.8	8.9	33.1
27	BELLI Emeline	St Priest	2004	7.6	8.5	8.3	8.6	33.0
	LADREYT Léna	Loriol	2004	8.3	7.7	8.4	8.6	33.0
	DURY Melissandre	Irigny	2004	8.4	6.8	8.5	9.3	33.0
	EKOUE Laetitia	St Martin d hères	2003	7.9	8.4	7.8	8.9	33.0
31	FAURE Sarha	Limonest	2004	7.7	7.9	8.5	8.8	32.9
32	OUZEAU Justine	Bourg St Maurice	2002	6.8	8.6	8.2	9.2	32.8
33	DERORY Clemence	Boen AL	2004	7.5	8.5	8.1	8.6	32.7
	THIALLIER Lalie	Boen AL	2004	8.0	6.7	8.2	9.8	32.7
	EMIN Juliette	Bourg St Maurice	2003	7.0	8.9	7.2	9.6	32.7
36	TARDY Clara	St Priest	2002	7.6	7.2	8.6	9.2	32.6
	MOREL Lise	Irigny	2005	8.0	7.7	7.7	9.2	32.6
	ROSSAT Emma	St Martin d hères	2000	8.1	8.6	8.1	7.8	32.6
	BOUILLARD Marion	Vaulx en velin	2000	7.9	7.3	8.6	8.8	32.6
	CLAPPAZ Lola	Sablons	2004	7.7	7.1	8.3	9.5	32.6
41	SOUCHON Laura	Boen AL	2004	8.2	6.9	8.2	9.2	32.5
	EMERY Nina	Bourg St Maurice	2004	8.2	8.3	6.7	9.3	32.5
	GRANJON Eva	St quentin fallavier	2001	6.8	8.3	8.3	9.1	32.5
44	ZANCANARO Léa	Loriol	2004	8.2	8.2	7.8	8.2	32.4
45	LITIM Cecilia	Cusset	2002	8.2	8.6	8.4	7.1	32.3
46	CHAREYRE Laura	Loriol	2002	7.0	8.5	8.5	8.2	32.2
	POPESCU Sonia	Cusset	2004	8.7	7.9	7.1	8.5	32.2
48	CACHEUX Vyctoria	St Priest	2004	7.8	7.1	8.4	8.8	32.1
49	HOULOT Juliette	Limonest	2004	8.3	6.0	9.0	8.7	32.0
50	GONTARD Alizea	Vaulx en velin	2004	7.1	7.7	8.4	8.6	31.8
51	FENNICHE Ambrine	Cusset	2004	8.3	7.1	8.1	8.2	31.7
	PARRA Chloé	Heyrieux	2005	7.1	8.1	7.5	9.0	31.7
	MORILLON Agathe	Lentilly	2002	6.9	8.3	8.1	8.4	31.7
	MAAMACHE Hella	Vaulx en velin	2003	6.8	7.6	8.1	9.2	31.7
	HOSPICE Kelly	Sablons	2003	6.7	7.1	8.6	9.3	31.7
56	TERNAMIAN Juliette	Limonest	2004	7.8	6.5	8.3	8.8	31.4
	RAMIREZ Emma	St quentin fallavier	2001	6.7	7.1	9.0	8.6	31.4
58	MARTEAU Cléa	Lentilly	2003	6.8	6.3	8.3	9.6	31.0
59	GRAIL Noémie	Sablons	2000	6.4	7.0	8.1	9.4	30.9
60	CAPUANO Charlotte	Lentilly	2002	7.2	7.0	8.2	8.4	30.8
61	HULIN Lucile	voiron	2005	6.4	7.2	8.4	8.6	30.6
62	GREINER Salome	Irigny	2003	7.7	7.2	6.7	8.9	30.5
63	BONNET Clara	Sablons	2003	7.1	6.8	7.7	8.8	30.4
64	SOUGH Alyssa	Cusset	2002	7.0	7.0	8.4	7.7	30.1
65	BURIN Raphaëlle	Lentilly	2003	7.5	6.4	7.2	8.9	30.0
66	KLEIN Emma	St quentin fallavier	2001	6.4	5.9	8.8	8.6	29.7
67	DEROUINEAU Julia	St quentin fallavier	2004	6.6	8.3	6.0	8.6	29.5
68	GARIN Célia	voiron	2002	6.9	6.8	7.1	8.6	29.4
69	BUFFEVANT Noa	St Priest	2005	7.6	4.9	8.0	8.5	29.0
70	DELCONSOLE Stella	voiron	2003	7.0	5.5	7.8	8.4	28.7
71	FIGUET Ella	Sablons	2003	6.5	5.5	7.9	8.5	28.4
72	COMBE Maëva	Loriol	2003	8.4	5.2	6.7	7.9	28.2
73	KUCA Alanis	Heyrieux	2003	6.1	5.9	6.5	8.5	27.0
74	CHARVOZ Doriane	Heyrieux	1999	6.1	1.9	7.1	9.3	24.4
75	BOIRON Célia	Loriol	2003	5.3	2.6	5.7	6.9	20.5
76	GABIER Melina	St Priest	2003	0.0	0.0	0.0	0.0	0.0
	BEGASSE Oceane	Gerland Mouche	2002	0.0	0.0	0.0	0.0	0.0
	CISSE Safia	Gerland Mouche	2005	0.0	0.0	0.0	0.0	0.0
	DUREL Marie	Gerland Mouche	2000	0.0	0.0	0.0	0.0	0.0

FREIRE Charlene	Gerland Mouche	2002	0.0	0.0	0.0	0.0	0.0
MELKI Sinda	Gerland Mouche	2002	0.0	0.0	0.0	0.0	0.0
VERBOUD Manon	Gerland Mouche	2000	0.0	0.0	0.0	0.0	0.0
ARCHIER Alicia	Sablons	2002	0.0	0.0	0.0	0.0	0.0
MOREY Anaelle	St quentin fallavier	2000	0.0	0.0	0.0	0.0	0.0

2. FEMININ NIVEAU5 11-15 ans . SA_DA (individuels)

2.1. Résultats par équipes

	Equipe	Club					Total
1	Loriol	26--Groupe omnisports loriolais (gol)	35.1	39.8	38.5	39.6	153.0
2	Nivolas vermelle	38--Nivolas alep espoir gymnique	35.1	40.0	38.4	39.2	152.7
3	Vaugneray	69--Union sportive de l'ouest lyonnais	34.1	38.5	38.8	39.8	151.2
4	Boen AL	42--Amicale laiue de boen	33.6	38.1	37.6	39.3	148.6
5	Savigny	69--A.s.c.savigny	32.7	37.7	38.8	39.1	148.3
6	Chaponnay	69--Chaponnay gym	32.4	38.3	38.5	38.2	147.4
7	Irigny 2	69--Amicale laiue irigny	31.3	38.9	36.7	39.7	146.6
8	Jonage	69--E.s.j gymnastique artistique	32.0	35.5	38.0	39.0	144.5
9	Roanne	42--Amicale laiue de jeunes filles de roanne	31.9	35.4	36.7	39.2	143.2
10	Tullins	38--La Vaillante	29.5	32.1	33.0	37.4	132.0

2.2. Résultats individuels

	Gymnaste	Equipe	Annee					Total
1	MAGAT Anna-rose	Chaponnay	2003	8.9	10.0	10.2	9.8	38.9
2	COMTE FLORET Charline	Nivolas vermelle	2004	8.8	10.1	10.1	9.8	38.8
	TISSOT Annelys	Savigny	2004	8.5	10.5	9.9	9.9	38.8
4	BRESOLIN Joy	Loriol	2005	9.0	9.5	10.0	9.9	38.4
	MICHEL Margo	Loriol	2004	8.7	10.2	9.7	9.8	38.4
	BOUZIANI Desyderia	Nivolas vermelle	2001	8.9	10.0	9.3	10.2	38.4
7	CHENAT Samantha	Vaugneray	2002	8.9	10.1	9.3	10.0	38.3
8	LEFEVRE Axelle	Vaugneray	2002	8.8	9.6	9.6	10.2	38.2
9	CHAPOT Armelle	Boen AL	2002	8.2	10.2	9.7	10.0	38.1
10	MASSACRIER Sarah	Boen AL	2002	8.6	9.8	9.5	9.8	37.7
11	LOMBARDI COLLIGNON Lucie	Irigny 2	2003	8.2	9.9	9.2	10.3	37.6
12	UNY Maylis	Loriol	2002	8.2	10.0	9.8	9.5	37.5
	BOUZIANI Calypso	Nivolas vermelle	2005	8.5	9.9	9.3	9.8	37.5
14	PRADON Marilou	Loriol	2003	8.4	10.1	8.8	9.9	37.2
	SEIGLE VATTE Melyne	Nivolas vermelle	2003	8.9	9.3	9.6	9.4	37.2
16	PION Lou	Loriol	2004	9.0	9.1	9.0	10.0	37.1
	THIVEND N'DEYE Lena	Roanne	2004	8.4	9.9	8.7	10.1	37.1
18	ARLAUD Laura	Vaugneray	2002	7.7	9.4	10.0	9.9	37.0
	GIRAUD Ophelie	Vaugneray	2002	8.0	9.4	9.9	9.7	37.0
	GRECO Coline	Savigny	2004	7.6	10.2	9.5	9.7	37.0
21	CHARDONNET Roxane	Nivolas vermelle	2004	8.5	10.0	9.2	9.2	36.9
22	DURAND Louna	Boen AL	2002	8.4	9.4	9.1	9.9	36.8
	REVIL Lea	Jonage	2005	8.1	9.4	9.4	9.9	36.8
24	DEDINGER Ophelie	Irigny 2	2002	8.2	9.2	9.6	9.7	36.7
	SAROLA Alizee	Chaponnay	2003	7.7	9.5	9.9	9.6	36.7
26	MEYER Lucie	Chaponnay	2003	8.8	8.9	9.1	9.5	36.3
27	SAVOYAT Oceane	Irigny 2	2002	7.9	10.1	9.3	8.8	36.1





28	DRIDI Rania	Jonage	2005	8.1	8.0	9.8	10.1	36.0
29	RICOU Lou ann	Jonage	2005	7.8	9.1	9.6	9.4	35.9
30	OUDOT Ema	Roanne	2004	8.2	10.1	9.1	8.4	35.8
31	CROZIER Lucie	Vaugneray	2002	8.4	8.6	9.1	9.4	35.5
32	GARNIER Carla	Loriol	2004	7.8	9.3	8.4	9.8	35.3
33	GALIFET Coline	Nivolas vermelle	2001	7.8	9.6	9.4	8.4	35.2
34	BONNET Justine	Savigny	2004	8.2	7.4	9.6	9.9	35.1
35	PARSIGNY Leonie	Boen AL	2001	8.4	8.3	8.7	9.6	35.0
36	AMBROISE Marlène	Chaponnay	2003	6.4	9.9	9.3	9.3	34.9
37	BERNARD Loan	Savigny	2004	8.3	7.3	9.8	9.4	34.8
38	CHAVANON Leila	Irigny 2	2003	6.7	9.7	8.6	9.7	34.7
39	DAVAL Ines	Boen AL	2002	7.8	8.7	9.3	8.7	34.5
	DURAND Ines	Roanne	2001	7.3	8.1	9.1	10.0	34.5
41	CUGNO Julie	Jonage	2005	7.8	9.0	7.9	9.6	34.3
42	BEYNEL Clara	Roanne	2005	8.0	7.1	9.3	9.7	34.1
43	MAZOYER Camille	Tullins	2003	7.5	8.7	8.3	9.4	33.9
	SENOT Emmy	Savigny	2005	7.0	8.4	8.9	9.6	33.9
45	LEFEVRE Caroline	Vaugneray	2002	7.8	8.6	8.9	8.5	33.8
46	PRADIER Melissandre	Jonage	2003	8.0	7.7	9.2	8.7	33.6
47	MURAT Romane	Boen AL	2003	7.1	8.5	7.9	9.3	32.8
48	BEURRIER Célia	Roanne	2003	6.6	7.3	9.2	9.4	32.5
49	VINAI Juliette	Tullins	2005	7.0	7.6	8.0	9.6	32.2
50	LEGRAIN Marine	Savigny	2004	7.7	8.6	8.3	7.4	32.0
51	FAUGA Rebecca	Irigny 2	2003	7.0	6.8	8.1	10.0	31.9
52	KUNTZ Charlotte	Chaponnay	2002	7.0	8.3	7.0	9.3	31.6
53	JEAN Mélina	Tullins	2004	7.5	5.6	8.7	9.7	31.5
54	MORI Auxane	Tullins	2003	7.5	8.1	6.2	8.7	30.5
55	CUTTAZ Lou	Tullins	2003	4.8	7.7	7.2	8.5	28.2
56	FRASCONE Célia	Chaponnay	2002	6.5	4.0	9.0	8.5	28.0
57	POLOSSAT Sarah	Tullins	2003	5.7	6.5	8.0	7.5	27.7
58	PERRIN Coline	Jonage	2004	0.0	0.0	0.0	0.0	0.0
	STRIMBERG Emma	Irigny 2	2002	0.0	0.0	0.0	0.0	0.0

3. FEMININ NIVEAU8 11 + . SA_DA (individuels)

3.1. Résultats par équipes

	Equipe	Club					Total
1	Villeurbanne ASL	69--A.S.L.Gratte-Ciel	32.6	34.8	36.7	36.2	140.3
2	Romans	26--avenir de romans	29.9	36.5	35.8	36.5	138.7
3	Bourg St Maurice	73--Bsm gym bourg st maurice	30.6	34.4	36.6	36.3	137.9
4	Pont de claix	38--Pont de claix amicale gymnique	31.7	33.8	36.5	35.2	137.2
5	Echirolles ALE	38--Echirolles Amicale Laïque Gym	28.7	34.6	36.0	35.6	134.9
6	Moirans 2	38--CLUB GYM MOIRANNAIS	28.4	34.6	35.9	34.8	133.7
7	Alex 2	26--Section gymnique alex	28.5	33.7	35.8	34.6	132.6
8	Vaulx en Velin CG	69--Club gymnique vaulx en velin	28.7	33.0	35.8	34.5	132.0
9	Irigny	69--Amicale laïque irigny	30.3	33.4	34.9	32.8	131.4
10	Albens	73--Union gymnique albens	27.4	33.2	34.9	34.4	129.9
11	Alex 1	26--Section gymnique alex	27.2	33.7	33.7	33.4	128.0
12	Le coteau	42--Vigilante le coteau	20.4	24.5	24.5	21.9	91.3
13			0.0	0.0	0.0	0.0	0.0

3.2. Résultats individuels

	Gymnaste	Equipe	Annee					Total
1	PERRAT Ségolène	Villeurbanne ASL	2002	8.4	9.0	9.4	9.4	36.2
2	EUVRARD LOUANE	Romans	2005	8.2	9.1	9.1	9.6	36.0
3	THIBAUT Louise	Bourg St Maurice	2005	8.0	8.7	9.3	9.1	35.1
	SERGHENKO Agathe	Romans	2004	8.2	9.4	8.5	9.0	35.1
5	VAILLON Zoé	Echirolles ALE	2004	7.9	8.8	9.3	8.9	34.9
	PICARD Eva	Villeurbanne ASL	2004	8.1	8.8	9.1	8.9	34.9
7	AISA Sacha	Bourg St Maurice	2004	7.9	8.3	9.2	9.3	34.7
8	BELKHADEM Lilia	Pont de claix	2001	8.1	9.0	9.0	8.5	34.6
9	LABIAD Lydia *	Vénissieux 1 (indiv) (indiv)	2003	8.1	8.2	9.2	9.0	34.5
	LELEUX Charlotte	Pont de claix	2002	8.2	8.0	9.2	9.1	34.5
	PATRIARCA Juliette	Villeurbanne ASL	2003	7.5	8.5	9.2	9.3	34.5
12	ARLES Lucie	Echirolles ALE	2000	7.0	9.1	9.2	9.1	34.4
13	SOLANS Julie	Pont de claix	2003	7.6	8.6	9.1	9.0	34.3
	BISIAUX Blanche	Bourg St Maurice	2005	7.7	8.4	9.3	8.9	34.3
15	ZAHZAM Houria *	Vénissieux 2 (indiv) (indiv)	2001	7.9	8.0	9.2	9.0	34.1
16	REVOL Lisa	Romans	2000	6.7	8.9	9.3	9.1	34.0
17	COLIN Aurélie	Moirans 2	2003	6.7	9.0	9.0	9.0	33.7
	GOUWY Violette	Villeurbanne ASL	2004	8.0	8.3	8.8	8.6	33.7
19	RHETY Leana	Irigny	2005	8.0	8.5	8.9	8.2	33.6
	ROCHE LISON	Romans	2003	6.8	9.1	8.9	8.8	33.6
21	KHELIL Lyna	Irigny	2005	7.7	8.4	8.9	8.5	33.5
	BELGHAZI Dina	Vaulx en Velin CG	2004	8.0	8.3	8.8	8.4	33.5





23	DAVID Carole	Bourg St Maurice	2001	7.0	8.4	8.8	9.0	33.2
24	BOULARD Jessica	Alex 2	2001	7.3	8.0	9.0	8.8	33.1
25	CAMPION Margaux	Moirans 2	2002	7.3	8.3	8.7	8.7	33.0
	BELKHADRIA Firdaws	Villeurbanne ASL	2005	8.1	8.5	9.0	7.4	33.0
	GONARD Amel	Albens	2003	6.8	8.0	9.2	9.0	33.0
28	MILLEWEIHOFF Charlotte	Pont de claix	2004	7.8	8.1	9.1	7.9	32.9
29	WAGNER Leonie	Irigny	2004	7.8	8.2	8.6	8.2	32.8
	BROCHARD Emma	Alex 2	2004	6.6	8.7	8.7	8.8	32.8
	LAIADHI Ambrine	Echirolles ALE	2004	7.0	8.7	8.4	8.7	32.8
	BLACHE Maylis	Moirans 2	2003	6.2	8.8	9.2	8.6	32.8
	PALSEUR Mathilde	Moirans 2	2003	7.1	8.2	9.0	8.5	32.8
34	VAVRE Noemie	Vaulx en Velin CG	2002	7.5	8.1	8.9	8.2	32.7
35	BRET Elise	Alex 2	2004	7.1	8.8	9.2	7.5	32.6
	VELHO Agathe	Villeurbanne ASL	2004	8.0	8.3	8.3	8.0	32.6
	LACHAVANNE Melanie	Albens	2000	7.0	8.6	8.7	8.3	32.6
38	VERDA Mathilde	Alex 1	2005	7.0	8.8	8.7	7.9	32.4
	TONG Thi mei	Moirans 2	2003	6.8	8.5	8.6	8.5	32.4
	CARTON Lily	Albens	2003	6.9	8.0	8.8	8.7	32.4
	GAIDET Faustine	Bourg St Maurice	2004	6.5	8.5	8.6	8.8	32.4
42	FAURE Anaëlle	Alex 2	2003	7.2	7.5	8.9	8.7	32.3
43	UBIALI Luna	Echirolles ALE	2002	6.8	8.0	8.6	8.8	32.2
	CUINET Melina	Pont de claix	2003	6.7	8.1	9.1	8.3	32.2
45	BEN BELGACEM Délia	Echirolles ALE	2004	6.8	7.6	8.9	8.8	32.1
	CARRE Anais	Vaulx en Velin CG	2003	6.9	8.2	8.8	8.2	32.1
	PLANTIER Clea	Vaulx en Velin CG	2003	6.3	7.8	9.2	8.8	32.1
48	PASCAL Meline	Alex 1	2005	6.5	8.4	8.5	8.5	31.9
	FAUCHOT Manon	Alex 2	2002	6.9	8.2	8.5	8.3	31.9
	LACHAVANNE Ludivine	Albens	2002	6.7	8.6	8.2	8.4	31.9
51	LOPEZ-MARTINS Nina	Alex 1	2003	7.1	8.2	8.1	8.3	31.7
52	BARRIQUAND Lea	Le coteau	1999	6.8	8.6	8.5	7.4	31.3
53	BARTHABURU Jade	Moirans 2	2002	7.2	7.6	8.7	7.7	31.2
54	PAILHES Lou	Irigny	2005	6.8	7.9	8.5	7.9	31.1
55	TESTART Fantine	Irigny	2004	6.7	8.3	8.2	7.7	30.9
56	BRUCHON Anaëlle	Alex 1	2002	6.0	8.3	8.4	7.9	30.6
	MAOUCHI Jana	Vaulx en Velin CG	2004	6.2	7.8	8.5	8.1	30.6
58	CHEMIER Jade	Alex 1	2005	6.6	7.5	7.7	8.7	30.5
	ZIDI Sefara	Pont de claix	2003	6.1	7.2	8.6	8.6	30.5
60	GOLLA Alicia	Echirolles ALE	2002	6.1	7.3	8.4	8.2	30.0
	LAMURE Juliette	Le coteau	2004	6.6	8.2	8.0	7.2	30.0
	VETTER Indiana	Le coteau	2001	7.0	7.7	8.0	7.3	30.0
63	ABDI Ambrine	Vaulx en Velin CG	2004	0.0	8.4	8.9	9.1	26.4
	DEGAUDEZ Marine	Bourg St Maurice	2004	0.0	8.8	8.8	8.8	26.4
65	CLAMARON Solene	Irigny	2003	0.0	0.0	0.0	0.0	0.0
	MARATONA Clara	Alex 2	2002	0.0	0.0	0.0	0.0	0.0
	ABBATANGELO Noelyne	Le coteau	2000	0.0	0.0	0.0	0.0	0.0
	1		0	0.0	0.0	0.0	0.0	0.0
	2		0	0.0	0.0	0.0	0.0	0.0
	3		0	0.0	0.0	0.0	0.0	0.0
	4		0	0.0	0.0	0.0	0.0	0.0
	5		0	0.0	0.0	0.0	0.0	0.0
	6		0	0.0	0.0	0.0	0.0	0.0

4. FEMININ NIVEAU4 11 + . SA_DA (B) (individuels)

4.1. Résultats par équipes

	Equipe	Club					Total
1	Pont de claix	38--Pont de claix amicale gymnique	25.6	33.2	33.5	34.1	126.4
2	St Genis les Ollières	69--Entente St genoise	26.1	33.1	33.2	32.9	125.3
3	Loriol	26--Groupe omnisports loriolais (gol)	26.2	32.9	32.6	33.3	125.0
4	La tour du pin	38--L'alerte gymnastique la tour du pin	25.9	33.2	32.0	33.0	124.1
5	St Priest	69--Gymnique association saint priest	26.6	33.0	29.3	33.9	122.8
6	Anse	69--Jeunesse ansoise	25.3	31.6	32.8	31.6	121.3
7	Cuisery	71--ESPACE GYM CUISERY	25.5	30.3	32.1	32.4	120.3
8	Renaion	42--Amicale lai que sportive renaion	24.7	30.9	31.4	30.5	117.5
9	Bron	69--Amicale Lai que de Bron	24.5	29.7	30.8	29.6	114.6
10	Domène	38--Etoile sportive doménoise	24.5	28.6	29.2	31.6	113.9
11	Savigny	69--A.s.c.savigny	23.1	22.5	19.3	29.0	93.9





4.2. Résultats individuels

	Gymnaste	Equipe	Annee					Total
1	PAQUIER Margaux	Cuisery	1990	9.2	11.4	11.4	11.0	43.0
2	CLAPIER Laurianne	La tour du pin	1991	9.3	11.1	11.0	11.1	42.5
3	BLACHIER Celina	Loriol	2002	8.6	11.2	11.3	11.2	42.3
4	MAGGUILI Clara	Pont de claix	2001	8.6	11.3	11.0	11.3	42.2
5	JULIEN Manon	Pont de claix	1999	8.4	10.8	11.2	11.6	42.0
6	CLAIR Laura	Loriol	2000	8.5	11.1	11.0	11.2	41.8
7	LIVRIERI Valentine	Pont de claix	1999	8.3	11.1	11.3	10.9	41.6
8	BOROWIEC Roxane	Pont de claix	1997	8.6	10.8	10.8	11.2	41.4
9	QUILLE Harmonie	La tour du pin	1989	8.4	10.9	10.8	11.1	41.2
10	HERVIER Clemence	Anse	2002	8.6	11.0	10.5	10.9	41.0
	GRAVICHE Sabrina	Savigny	1994	8.4	11.3	10.5	10.8	41.0
	GALLOIS Chanelle	St Genis les Ollières	1992	8.2	11.1	11.1	10.6	41.0
13	BALVAY Lucile	St Genis les Ollières	1996	8.3	10.9	11.3	10.4	40.9
14	FREMONT Noémie	St Genis les Ollières	1996	9.1	10.9	10.0	10.8	40.8
	LOPEZCOEURDEVEY Lison	St Genis les Ollières	2003	8.0	10.7	10.8	11.3	40.8
16	LOPEZ Justine	St Priest	2000	8.9	11.2	9.2	11.3	40.6
	RUFFEL Fiona	St Genis les Ollières	2002	8.7	11.1	10.0	10.8	40.6
18	BOLLET Kahina	La tour du pin	1998	8.2	11.2	10.2	10.8	40.4
	GALVIN Kathleen	Pont de claix	1997	8.2	10.8	10.5	10.9	40.4
20	DE LA FOATA Fanny	Anse	2002	8.5	11.0	10.3	10.4	40.2
21	ALLARDON Clemence	St Priest	1999	7.9	11.2	9.6	11.4	40.1
	FAURIEL Salome	Loriol	2003	9.1	10.4	10.3	10.3	40.1
23	ANDELA EBELLA Mylene	St Priest	2004	9.0	10.3	9.2	11.2	39.7
24	BANZET Elodie	Bron	1999	8.5	10.3	10.2	10.5	39.5
	DIAZ Jessica	Renaion	1993	7.9	10.6	10.5	10.5	39.5
26	RODRIGUES Marie	St Priest	2003	8.2	10.6	9.7	10.9	39.4

27	UNY Louane	Loriol	2004	8.5	10.6	9.3	10.9	39.3
28	CHAUDIER Lorna	Loriol	2002	8.5	10.3	10.0	10.1	38.9
29	MONNOT Célia	Domène	2000	8.3	10.2	9.5	10.6	38.6
	BRUEL Léonie	Renaison	1998	8.0	10.1	10.4	10.1	38.6
31	LE ROUX Manon	Anse	2003	8.2	9.0	10.9	10.3	38.4
32	CASTAIGNOS Alice	Cuisery	2005	8.2	9.4	9.5	10.9	38.0
33	HEURTIER Celia	Anse	1999	7.7	9.6	10.9	9.7	37.9
34	MARTIN Chloe	Renaison	1998	8.3	10.2	9.2	9.9	37.6
35	LUAIRE Léa	Bron	1997	8.1	10.8	9.9	8.6	37.4
	PAQUIER Fanny	Cuisery	1999	7.7	9.5	10.0	10.2	37.4
37	GUIGUET Jade	St Priest	1998	8.7	8.6	10.0	10.0	37.3
38	ECHAIB Lylia	Anse	2001	8.1	8.4	11.0	9.6	37.1
39	BEZIN Celiane	Savigny	1999	7.8	11.2	8.8	9.2	37.0
40	BERLINGARD Mélanie	Bron	1997	7.9	8.6	10.7	9.7	36.9
41	CLERC Léa	Cuisery	2002	8.1	7.6	10.6	10.5	36.8
42	BATU Cassandra	Cuisery	1998	7.9	9.3	10.1	9.4	36.7
43	REY Joelline	Domène	1997	7.7	8.6	9.9	9.6	35.8
44	MATTONI Cellia	Renaison	1993	8.4	8.0	10.0	9.3	35.7
45	KOHLER Audrey	La tour du pin	1978	7.5	10.5	9.5	8.0	35.5
46	CARRET Estelle	Domène	1998	7.5	9.2	8.4	10.3	35.4
47	BONIN Laurie	Renaison	1993	7.6	8.4	10.5	8.0	34.5
48	ONNIS Laura	Domène	1998	8.0	3.2	9.1	10.7	31.0
49	ALLEMAND Julia	Domène	1990	8.2	9.2	9.8	0.0	27.2
50	MARTIN Maelys	Bron	1998	0.0	0.0	8.9	9.4	18.3
51	CAUMES Delphine	Savigny	1984	6.9	0.0	0.0	9.0	15.9
52	ABERLIN Lauriane	La tour du pin	1997	0.0	10.7	0.0	0.0	10.7
53	FRANCON Lisa	Savigny	2002	0.0	0.0	0.0	0.0	0.0

5. FEMININ NIVEAU4 11 + . SA_DA (individuels)

5.1. Résultats par équipes

	Equipe	Club					Total
1	Irigny	69--Amicale laique irigny	26.6	33.2	31.8	32.8	124.4
2	Lozanne	69--Gym lozanne	25.6	32.9	32.7	31.8	123.0
3	Brindas	69--A.s.brindas	26.0	32.6	31.6	31.8	122.0
4	Chaponnay	69--Chaponnay gym	25.7	32.7	31.3	31.3	121.0
5	Le chambon feugerolles	42--La liberte le chambon feugerolle	25.8	31.8	32.1	30.8	120.5
6	Amplepuis	69--La fraternelle	26.1	32.2	31.2	30.8	120.3
7	St laurent du pont	38--LA CARTUSIENNE	25.4	32.7	31.6	30.1	119.8
8	Marcy charbonnières	69--As marcy-charbonnières	24.8	29.8	31.5	26.9	113.0
9	Crest	26--Us crétoise gymnastique	25.6	27.6	27.7	30.0	110.9
10	Pont de Beauvoisin	38--La Sentinelle	8.9	10.9	10.1	11.0	40.9
11	Boen AL	42--Amicale laique de boen	8.1	10.0	10.9	10.3	39.3
12	Vénissieux	69--Cmo vénissieux	0.0	0.0	0.0	0.0	0.0





5.2. Résultats individuels

	Gymnaste	Equipe	Annee					Total
1	PERRAUD Maelle	Lozanne	2005	8.8	11.6	11.2	11.2	42.8
2	CRETEUR Leila	St laurent du pont	2000	8.6	11.4	11.3	11.0	42.3
3	MARIF Lia	Irigny	2000	9.1	11.4	10.6	11.0	42.1
4	VALADOUX MIDOL Lilou	Irigny	2002	9.0	11.2	10.8	11.0	42.0
5	D'ANCONA Lauryne	Brindas	2001	8.4	11.3	10.8	11.1	41.6
6	ARNOUX Pauline	Brindas	1999	8.8	10.9	10.3	11.0	41.0
7	DUPRAZ Léa	Pont de Beauvoisin	1999	8.9	10.9	10.1	11.0	40.9
	DANGAS Elise	Lozanne	1995	8.7	10.8	10.9	10.5	40.9
9	N GAGUE Anne-laure	Amplepuis	2002	8.0	11.3	10.7	10.6	40.6
10	GUENARD Cadine	Chaponnay	1998	8.3	11.2	10.3	10.5	40.3
11	LEBLANC Sandy	Le chambon feugerolles	1992	8.1	11.0	10.7	10.2	40.0
	LEBRUN Camille	Chaponnay	1994	8.9	10.3	10.0	10.8	40.0
13	ESCOFIER Lauren	Le chambon feugerolles	2000	8.4	10.7	10.6	10.1	39.8
14	PERRET Clémence	Amplepuis	1997	8.7	10.9	10.5	9.6	39.7
	BADINAND Melanie	Le chambon feugerolles	1995	8.5	10.1	10.8	10.3	39.7
16	GERENTE PAQUET Léa	St laurent du pont	2001	8.4	10.8	10.7	9.7	39.6
17	LE BOURDAIS BAUDSON Marianne	Marcy charbonnières	2001	8.5	10.5	10.7	9.8	39.5
18	BARTHOLIN Lucile	Boen AL	2000	8.1	10.0	10.9	10.3	39.3
19	BADINAND Angélique	Le chambon feugerolles	1995	8.7	9.2	10.6	10.3	38.8
	CREPIEUX Emma	Chaponnay	1999	8.2	10.5	10.1	10.0	38.8
	DEHAME Aurore	Chaponnay	1996	8.5	10.9	9.6	9.8	38.8
22	DUMORTIER Laurine	Brindas	2001	7.9	10.4	10.5	9.7	38.5
23	PERRET Chloé	Amplepuis	1994	8.6	9.6	10.0	10.2	38.4
24	BUGUET Camille	Marcy charbonnières	1989	8.1	10.0	10.7	9.4	38.2





25	BERTHON Laure	Brindas	2003	8.8	10.1	9.2	9.6	37.7
26	REIX Eléonore	Lozanne	2000	8.1	10.5	8.8	10.1	37.5
	MAZABRARD Julie	St laurent du pont	1999	8.4	10.5	9.2	9.4	37.5
28	BERGER Mélanie	Le chambon feugerolles	2000	8.6	8.8	9.9	10.1	37.4
29	GAREL Ambre	Irigny	2002	8.5	10.6	7.2	10.8	37.1
30	HARRAZ Medhina	Crest	2001	8.5	9.2	9.0	10.3	37.0
31	BARBERET Adeline	Amplepuis	2002	8.5	10.0	10.0	8.3	36.8
32	AZAIS Amy	Crest	2001	8.4	9.8	9.2	9.3	36.7
33	AUPLAT Léa	Amplepuis	2000	8.8	8.6	9.2	10.0	36.6
34	CAMBRILLAT Salomé	Crest	2001	8.7	8.6	9.5	8.6	35.4
35	GIRERD CHANEL Laurianne	Irigny	1992	7.6	9.7	9.6	8.4	35.3
36	RIMET Judith	St laurent du pont	2000	6.8	8.0	9.6	9.3	33.7
37	BOUAZOUZI Emma	St laurent du pont	2000	7.1	9.2	8.2	8.3	32.8
38	BLANC Clara	Marcy charbonnières	2002	8.1	8.7	8.2	7.7	32.7
39	SISTERON Melissa	Crest	2004	7.9	7.2	6.5	10.4	32.0
40	BERGER Nina	Crest	2003	7.7	7.5	7.2	7.0	29.4
41	MATHY Lucie	Marcy charbonnières	2001	7.4	9.3	10.1	0.0	26.8
42	RANDIS Charlotte	Marcy charbonnières	1998	8.2	4.9	9.1	0.0	22.2
43	HAUDUCOEUR Gabrielle	Chaponnay	1994	0.0	10.6	10.9	0.0	21.5
44	VANBECELAERE Evie	Irigny	2002	0.0	9.5	10.4	0.0	19.9
45	DUC Cyrielle	Lozanne	1995	0.0	0.0	10.6	0.0	10.6
46	CHAPOT Gaëlle	Boen AL	1999	0.0	0.0	0.0	0.0	0.0
	TRICAUD Maryline	Boen AL	1995	0.0	0.0	0.0	0.0	0.0
	BOUSAHLA Myriam	Vénissieux	2001	0.0	0.0	0.0	0.0	0.0
	DJELIDA Alessia	Vénissieux	2003	0.0	0.0	0.0	0.0	0.0
	DJOMBE Miliana	Vénissieux	2002	0.0	0.0	0.0	0.0	0.0
	HOUEL Charlotte	Vénissieux	2001	0.0	0.0	0.0	0.0	0.0
	LEMBO Cynthia	Vénissieux	2001	0.0	0.0	0.0	0.0	0.0

6. FEMININ NIVEAU6 11-15 ans . SA_DA (individuels)

6.1. Résultats par équipes

	Equipe	Club					Total
1	Nivolas vermelle 1	38--Nivolas alep espoir gymnique	34.1	38.5	38.4	38.6	149.6
2	St Genis les Ollières	69--Entente St genoise	34.5	39.0	37.4	38.1	149.0
3	Belleville sur saone	69--Gym club belleville beaujolais	34.8	38.0	36.7	38.9	148.4
4	Pont de Beauvoisin 2	38--La Sentinelle	34.9	37.4	36.7	39.0	148.0
5	Cuisery	71--ESPACE GYM CUISERY	34.9	37.5	37.4	38.1	147.9
6	Echiroilles ALE	38--Echiroilles Amicale Laique Gym	34.2	37.1	36.2	39.0	146.5
7	Rhodia club	38--Rhodia-Club Gymnastique	34.0	37.2	36.4	38.3	145.9
8	Gerland Mouche	69--A. L. gerland mouche	33.3	36.3	36.7	38.2	144.5
9	St Rambert d Albon	26--ASCR Gym	32.0	34.8	35.2	37.0	139.0
10	Serrières en chautagne	73--Chautagne ASCEC USEP	31.1	35.7	34.3	36.8	134.9 (3.0)

6.2. Résultats individuels

	Gymnaste	Equipe	Annee					Total
1	JACQUINOT Camille	Pont de Beauvoisin 2	2005	8.9	9.8	9.7	9.8	38.2
	ZAWOL Samantha	Belleville sur saone	2004	8.7	9.6	9.7	10.2	38.2
3	MOREL Candice	Nivolas vermelle 1	2004	8.6	9.8	9.7	10.0	38.1
	GUILLET Noa	Pont de Beauvoisin 2	2004	8.9	9.3	9.7	10.2	38.1
	CARLES Mae	St Genis les Ollières	2003	8.6	10.0	9.6	9.9	38.1
6	BARBINAT Kassandra	Nivolas vermelle 1	2004	8.5	10.2	9.7	9.2	37.6
7	BOURDON Clarie	Belleville sur saone	2005	9.1	9.7	8.7	9.9	37.4
	GRANGE émilie	St Genis les Ollières	2003	8.5	9.9	9.7	9.3	37.4
9	MOHAMED CHAYKHI Lara	Echiroilles ALE	2002	8.5	9.3	9.8	9.7	37.3
10	ARIZTEGUI Lou-anne	Cuisery	2004	9.1	9.3	9.1	9.7	37.2
11	ALBERT Armelle	Belleville sur saone	2005	8.5	9.7	9.4	9.5	37.1
	SEIGNIER Emma	Cuisery	2003	8.5	9.6	9.7	9.3	37.1
13	AMILLIAC Cecilia	St Genis les Ollières	2002	8.7	9.5	9.5	9.3	37.0
14	ZAÏDI Melaaz	Rhodia club	2003	8.6	9.2	9.5	9.6	36.9
15	VIVET Anais	St Rambert d Albon	2003	8.5	9.5	8.8	9.8	36.6
16	ROBIN Luna	Gerland Mouche	2003	8.5	9.3	9.2	9.5	36.5
	GUERIN Laure	Nivolas vermelle 1	2004	8.5	9.4	9.4	9.2	36.5
	JEAN-PIERRE Camille	St Genis les Ollières	2001	8.7	9.6	8.6	9.6	36.5
19	GIROUD Hemma	Nivolas vermelle 1	2003	8.4	8.9	9.6	9.5	36.4
	MECHAAL Aya	Serrières en chautagne	2003	8.6	9.5	8.7	9.6	36.4
21	REIGNIER Marianne	Gerland Mouche	2003	8.5	9.3	8.9	9.6	36.3
	DURIEZ Clémentine	Echiroilles ALE	2002	8.5	9.1	9.3	9.4	36.3
	LECCA Léonie	Cuisery	2004	8.6	9.5	9.0	9.2	36.3
	VAIRET Clara	Cuisery	2003	8.5	8.7	9.4	9.7	36.3
25	BOUZETTOUTA Louisa	Gerland Mouche	2003	8.6	8.7	9.3	9.6	36.2
	DUBOIS Charline	Nivolas vermelle 1	2004	8.5	9.1	8.8	9.8	36.2
27	MANEVAL Camille	Rhodia club	2003	8.4	9.3	9.0	9.4	36.1
	BERNARD Marie-lou	Cuisery	2004	8.7	9.1	8.9	9.4	36.1





29	VARIO Anaïs	Rhodia club	2005	8.4	9.3	9.1	9.2	36.0
	VITTOZ Léa	Rhodia club	2002	8.6	9.4	8.8	9.2	36.0
	HAMOUCHE Célia	Echiroilles ALE	2002	8.2	9.5	8.6	9.7	36.0
32	ODERO Nell	Echiroilles ALE	2005	8.6	9.1	7.8	10.2	35.7
33	BELHOCINE Shamsha	Rhodia club	2002	8.1	9.0	8.8	9.5	35.4
	CARRABIN Léa	Pont de Beauvoisin 2	2003	8.5	9.0	8.4	9.5	35.4
35	JAILLOT Amelie	Nivolas vermelle 1	2004	8.4	8.4	9.2	9.3	35.3
	JAMBON Léa	Belleville sur saone	2004	8.5	9.0	8.9	8.9	35.3
37	MOSCARA Clémence	Pont de Beauvoisin 2	2005	8.6	9.3	7.8	9.4	35.1
38	TAFERE Sarah	Echiroilles ALE	2002	8.6	9.2	8.5	8.7	35.0
39	GILLOT Emma	St Genis les Ollières	2003	8.3	9.5	8.2	8.6	34.6
40	GREFFET Justine	Gerland Mouche	2002	7.6	9.0	8.5	9.4	34.5
	AVELINE Alicia	St Genis les Ollières	2002	8.3	8.9	8.3	9.0	34.5
42	DORNE Leane	St Rambert d Albon	2004	8.4	7.9	9.8	8.3	34.4
43	THIBAUT Maïli	Serrières en chautagne	2004	7.4	8.9	8.8	9.2	34.3
44	PAROLO Marie	St Rambert d Albon	2003	7.3	8.7	8.7	9.4	34.1
45	TRAVERSAZ Marine	St Rambert d Albon	2002	7.8	8.7	7.9	9.5	33.9
46	CLARA-PELTE Alice	Serrières en chautagne	2004	7.2	8.9	8.5	8.8	33.4
47	ROBERT Ludivine	Rhodia club	2003	8.4	6.3	8.8	9.8	33.3
48	GUYONNET Caroline	Gerland Mouche	2002	7.7	6.7	9.3	9.5	33.2
49	LARUE Léna	Cuisery	2003	8.5	6.0	9.2	9.3	33.0
50	LAPOINTE Margaux	Belleville sur saone	2004	8.2	7.9	7.3	9.3	32.7
51	COMTE FLORET Emilie	Pont de Beauvoisin 2	2002	8.4	5.7	8.9	9.5	32.5
	CHERVIER Meline	Belleville sur saone	2004	8.4	7.6	8.0	8.5	32.5
53	LOCATELLI Swing	Serrières en chautagne	2003	6.8	8.4	7.9	8.5	31.6
54	MECHAAL Maroua	Serrières en chautagne	2001	7.9	5.0	8.3	9.2	30.4
55	STARCK Ophélie	Serrières en chautagne	2003	7.1	7.3	8.0	7.7	30.1
56	FOURNIER Lorelene	St Rambert d Albon	2003	0.0	0.0	0.0	0.0	0.0
	JEANDET Charlotte	Pont de Beauvoisin 2	2002	0.0	0.0	0.0	0.0	0.0

7. FEMININ NIVEAU5 14-18 ans . SA_DA (individuels)

7.1. Résultats par équipes

	Equipe	Club					Total
1	Irigny	69--Amicale laique irigny	33.5	40.9	38.9	41.1	154.4
2	St Rambert d Albon	26--ASCR Gym	35.1	39.4	38.2	38.8	151.5
3	Limonest	69--A.S.C.J.L. Limonest	32.4	38.2	37.9	38.6	147.1
4	Vaugneray	69--Union sportive de l'ouest lyonnais	34.2	38.5	37.8	36.4	146.9
5	Chaponnay	69--Chaponnay gym	32.9	37.7	37.2	37.8	145.6
6	Voreppe	38--Vaillante de Voreppe	32.6	36.4	36.7	36.3	142.0
7	Jonage	69--E.s.j gymnastique artistique	33.4	32.3	36.6	36.4	138.7
8	Bourg St Maurice	73--Bsm gym bourg st maurice	33.1	33.5	37.6	32.9	137.1
9	Tullins	38--La Vaillante	30.6	34.4	33.4	35.6	134.0
Equipes déclassées							
	Equipe	Club					Total
1	Annonay	7--Annoneenne stand levert	32.3	37.7	33.9	34.0	137.9





7.2. Résultats individuels

	Gymnaste	Equipe	Annee					Total
1	LIAUTARD Laura	Irigny	1998	8.6	10.7	9.9	10.4	39.6
2	TRESCARTE NINON *	Etoile beaujolaise	2000	9.0	10.8	10.2	9.5	39.5
3	KOLKAN Ilyana	Irigny	2001	8.5	10.7	9.3	10.5	39.0
4	CATHERINE Hanna	Limonest	2001	8.3	9.9	10.6	9.9	38.7
5	GOETINCK Sarah	St Rambert d Albon	1998	8.9	10.5	9.0	9.7	38.1
	DONAZZOLO Laura	Chaponnay	2001	8.3	9.8	9.6	10.4	38.1
7	REYNAUD Ambre	St Rambert d Albon	2001	8.7	10.0	9.5	9.8	38.0
	DAMIEN Charlene	Irigny	2001	7.8	9.5	10.3	10.4	38.0
9	PARDIN Bérénice	Vaugneray	1999	8.5	9.9	9.6	9.9	37.9
10	MARTOS Lorrie	St Rambert d Albon	1999	8.7	8.9	10.4	9.7	37.7
11	PAULE Marion	Limonest	2000	8.2	9.8	9.7	9.7	37.4
12	GAVILLOT Sarah	St Rambert d Albon	2002	8.8	9.3	9.3	9.5	36.9
	DUSSAUGE CLOE *	Etoile beaujolaise	2000	8.0	10.5	9.4	9.0	36.9
14	LEHERISSEY Maylis	Irigny	2001	8.2	9.9	9.1	9.5	36.7
	CHARVOZ Marine	Chaponnay	2001	8.3	9.6	9.2	9.6	36.7
16	BLASCO Rose	Vaugneray	1999	8.8	10.0	9.1	8.7	36.6
	MORI Léna	Tullins	2000	8.6	10.1	9.0	8.9	36.6
	BAQUE Charlotte	Voreppe	2001	8.0	9.6	9.6	9.4	36.6
19	COLLOMB Andrea	Vaugneray	1999	8.4	9.4	9.7	8.8	36.3
20	RABILLOUD Carla	Irigny	2001	8.2	9.6	8.5	9.8	36.1
21	FERRARI Juliette	Jonage	2002	8.8	8.4	9.6	9.2	36.0
22	LEMOINE Pauline	Limonest	2000	7.9	9.1	9.1	9.8	35.9
23	CHALANDARD Lena	Annonay	2000	8.1	9.6	9.6	8.5	35.8
24	DOUET Penelope	Voreppe	2001	8.4	8.8	9.0	9.5	35.7
	ABONDANCE Alexandrine	Bourg St Maurice	1999	8.5	8.7	9.7	8.8	35.7


26	ROCCHIA Perrine	Bourg St Maurice	1999	7.1	9.3	10.0	9.1	35.5
27	IDDA Lea	Annonay	2000	8.2	10.0	8.8	8.3	35.3
28	ZEKPA Aimiti	Jonage	2002	8.5	8.1	9.4	9.1	35.1
	GOMICHO Emma	Limonest	1999	8.0	9.4	8.5	9.2	35.1
30	FERREIRA OPHELIE *	Etoile beaujolaise	2000	8.2	9.2	8.3	9.2	34.9
	RIBON Juliette	Vaugneray	1999	7.8	8.9	9.2	9.0	34.9
	MARTIN Marie	Chaponnay	1999	8.0	9.4	9.1	8.4	34.9
33	CLOT Juliette	Annonay	2001	8.0	9.0	8.2	9.2	34.4
34	GERBER Claire	Irigny	2000	7.7	9.2	9.4	8.0	34.3
	BOUAMEUR Amel	Voreppe	2000	7.5	9.2	9.2	8.4	34.3
	BRUN Eloise	Voreppe	2001	8.1	8.3	8.9	9.0	34.3
	DELECROIX Julia	Chaponnay	2000	8.3	7.3	9.3	9.4	34.3
38	SAUNIER Cassandra	St Rambert d Albon	1999	6.5	9.2	8.9	9.6	34.2
39	JACQUIN Lorie	Vaugneray	1999	7.4	9.2	9.3	8.2	34.1
40	SCHMITT Montaine	Voreppe	2000	8.1	8.8	8.9	8.2	34.0
41	LAMAT Perrine	Limonest	1999	7.8	8.9	8.4	8.8	33.9
42	COUCHARD Justine	Jonage	1999	7.1	8.1	8.9	9.6	33.7
43	CAMELIN Adèle	Bourg St Maurice	1999	8.7	8.4	8.7	7.7	33.5
44	BONNETON Melissa	St Rambert d Albon	2000	7.3	9.6	8.8	7.6	33.3
45	CARNEIRO Léana	Vaugneray	1999	8.5	8.1	7.9	8.4	32.9
	IACOVELLA Perrine	Chaponnay	2002	7.3	8.9	8.4	8.3	32.9
47	GIRAUD Sarah	Tullins	2000	6.6	8.3	8.6	9.2	32.7
48	MILOU Camille	Jonage	1999	8.0	7.7	8.7	8.0	32.4
	BRICOTTE Valentine	Annonay	2000	8.0	9.1	7.3	8.0	32.4
	GANIVET Maëlla	Bourg St Maurice	2000	8.8	7.1	9.2	7.3	32.4
51	PERIER MUZET Laurine	Tullins	1999	7.1	9.6	7.7	7.9	32.3
52	COLLONGE Lola	Jonage	2001	8.1	7.1	8.5	8.5	32.2
53	PAU Sandra	Tullins	1999	7.7	6.4	8.1	9.1	31.3
54	VANDEBEUQUE Flore	Limonest	2000	7.9	6.2	6.7	8.7	29.5
55	MEGHUENNI Celia	Jonage	2002	7.7	6.7	8.3	6.4	29.1
56	MICHALLON Sophie	Tullins	2000	7.2	5.9	4.7	8.4	26.2
57	TABARY EMMA *	Etoile beaujolaise	1999	0.0	0.0	0.0	0.0	0.0
	LUY Adele	Tullins	1999	0.0	0.0	0.0	0.0	0.0
	VALLIN Emilie	Voreppe	1999	0.0	0.0	0.0	0.0	0.0
	AZNAR Laurie	Chaponnay	2001	0.0	0.0	0.0	0.0	0.0
	EUSTACHE Marie	Bourg St Maurice	2000	0.0	0.0	0.0	0.0	0.0

8. FEMININ NIVEAU6 11 + . SA_DA (individuels)

8.1. Résultats par équipes

	Equipe	Club					Total
1	Belleville sur saone	69--Gym club belleville beaujolais	33.7	38.0	39.9	38.2	149.8
2	Pierre Bénite	69--Patronage laïque de Pierre Bénite	34.2	37.7	37.8	38.7	148.4
3	Givors	69--Independante givors	33.0	36.8	39.3	38.6	147.7
4	Bourg St Maurice	73--Bsm gym bourg st maurice	30.7	38.2	40.1	38.0	147.0
5	Aix les bains	73--Les enfants du reverd	31.8	38.7	38.3	37.9	146.7
6	Irigny	69--Amicale laïque irigny	31.6	39.0	37.3	37.7	145.6
7	Le chambon feugerolles	42--La liberte le chambon feugerolle	31.1	36.7	39.4	38.1	145.3
	L isle d Abeau	38--Gym d'Abeau	30.9	37.4	38.6	38.4	145.3
9	Boen AL	42--Amicale laïque de boen	31.1	38.5	38.2	35.8	143.6
10	Moirans	38--CLUB GYM MOIRANNAIS	30.8	38.0	37.7	37.0	143.5
11	Bron	69--Amicale Laïque de Bron	29.2	37.5	38.1	37.2	142.0
12	Autun	71--LA VAILLANTE	30.1	30.0	36.3	36.3	132.7
13	Sablons	38--Sablons	29.1	34.5	34.3	33.5	131.4

8.2. Résultats individuels

	Gymnaste	Equipe	Annee					Total
1	POULAIN Chloé	Aix les bains	2002	9.1	10.2	10.2	9.9	39.4
2	DI GIORGIO LYDIA	Le chambon feugerolles	2000	8.3	9.9	9.9	10.0	38.1
3	DEPORTE Coline	Belleville sur saone	2004	8.7	9.9	9.8	9.6	38.0
	LUTUMBA Mathicia	Belleville sur saone	2003	8.6	9.1	10.3	10.0	38.0
5	PISTEUR Romane	Aix les bains	1999	8.7	9.4	9.9	9.9	37.9
6	CHOMEL Marine	L isle d Abeau	2004	8.1	10.1	9.9	9.7	37.8
7	BENATMANE Amel	Irigny	1996	8.4	9.7	9.8	9.8	37.7
	BOUVIER Alana	Bourg St Maurice	2003	8.8	8.9	10.2	9.8	37.7
9	GILLET Sarah	Moirans	2003	8.1	9.7	9.9	9.9	37.6
10	ASSOUANE Elsa	Pierre Bénite	2002	8.5	9.7	9.7	9.6	37.5
11	DE BRITO Laura	Boen AL	2002	8.0	10.0	10.0	9.4	37.4
12	JOUVENÇON Zoe	Givors	1999	8.6	8.7	9.9	9.8	37.0
13	SAADID Wendy	Givors	2000	8.5	9.6	9.4	9.4	36.9
14	CORBEAU Loan	Moirans	2002	7.8	9.9	9.8	9.2	36.7
	KHARA Lee-ann	Givors	2003	7.8	9.2	10.0	9.7	36.7
	IMBERT Lola	Bourg St Maurice	2002	7.6	9.3	9.9	9.9	36.7
17	BARTEVIAN Théa	Le chambon feugerolles	2004	7.9	9.3	9.8	9.5	36.5
18	BARROS Elisa	Pierre Bénite	2000	8.6	8.6	9.3	9.9	36.4
	BERLIOZ ATRHAUD Estelle	Belleville sur saone	2005	7.9	9.1	10.2	9.2	36.4
20	MEILLAND Céline	Pierre Bénite	2005	8.0	9.4	9.1	9.8	36.3
	LAFI Syrine	Irigny	2002	8.0	9.9	9.1	9.3	36.3

	MICHAUD Lana	Belleville sur saone	2004	8.2	9.3	9.5	9.3	36.3
	BOUCHACOURT Clara	L isle d Abeau	2004	7.6	9.6	9.8	9.3	36.3
24	BARRAUD Elisa	Boen AL	2003	8.0	9.6	9.2	9.4	36.2
25	DHANDA Willow	Bourg St Maurice	2003	7.0	9.7	10.0	9.3	36.0
26	VADALA Alexane	Moirans	2003	7.8	9.1	9.2	9.7	35.8
	LORENTE Chloe	Givors	1995	7.1	9.0	10.0	9.7	35.8
28	BEDEL Emma	Boen AL	2003	7.8	9.5	9.5	8.8	35.6
	PERNET Ambre	Bron	2003	6.9	9.3	9.7	9.7	35.6
30	BOUCHERON Sarah	Autun	1999	7.4	9.2	9.2	9.6	35.4
31	LAFARGE Lisa	Irigny	2002	7.5	9.3	9.5	9.0	35.3
	PRAS Margaux	Irigny	2002	7.6	9.4	8.7	9.6	35.3
33	BOUCHET Manon	Belleville sur saone	2001	6.7	9.6	9.6	9.3	35.2
	BERNIER Marie	Bourg St Maurice	2000	7.2	9.0	10.0	9.0	35.2
35	PLANCHET Chloe	Le chambon feugerolles	2003	7.3	9.2	10.0	8.5	35.0
36	TEYSSIER Emma	Bron	2003	7.5	9.6	9.5	8.2	34.8
37	NICOLLE Audrey	Bron	2001	7.3	8.6	9.6	9.2	34.7
	CHUZEVILLE Ema	L isle d Abeau	2002	7.4	7.9	9.5	9.9	34.7
39	SIOUANE Iscia	Givors	2002	8.1	9.0	9.0	8.5	34.6
	LAPOINTE Chloe	Belleville sur saone	2002	8.2	9.2	8.8	8.4	34.6
41	FERCHICHE Alya	L isle d Abeau	2003	7.0	9.4	8.7	9.4	34.5
42	JEAMPIERRE Lorene	Boen AL	2002	7.3	9.4	9.5	8.2	34.4
	OLIVA Célia	Bron	2005	7.4	8.8	9.3	8.9	34.4
44	BENMAKRANE Narjisse	Pierre Bénite	2005	8.6	6.7	9.6	9.4	34.3
	BERRY Estelle	Pierre Bénite	2002	8.5	9.8	8.2	7.8	34.3
	ARDIET Faustine	Irigny	2005	7.6	10.0	8.9	7.8	34.3
	ODDOUX Zoé	L isle d Abeau	1998	7.8	7.9	9.4	9.2	34.3
48	BELHOUT Louisa	Bron	2003	5.9	9.8	9.1	9.4	34.2
	COLOMB Flavy	Le chambon feugerolles	2004	7.5	8.3	8.7	9.7	34.2
	PALOMBA Llou	Bourg St Maurice	2003	7.1	10.2	8.8	8.1	34.2
51	HASSANE Ines	Aix les bains	2002	6.6	9.3	9.6	8.4	33.9
52	BOUCHERON Laora	Autun	2004	7.5	7.5	9.1	9.5	33.6
53	WAQUET Mari lou	Aix les bains	2002	7.1	9.8	6.7	9.7	33.3
54	BLANCHET Enola	Sablons	1999	7.0	8.8	8.2	8.7	32.7
55	POUSSIER Juliette	Moirans	1997	6.7	9.3	8.7	7.9	32.6
	BROGUIERE Katel	Givors	2001	6.7	8.3	8.6	9.0	32.6
57	COSTE Amelisse	Sablons	2002	6.8	8.8	8.3	8.4	32.3
	GUESNON Pauline	L isle d Abeau	2000	6.8	8.3	7.8	9.4	32.3
59	COURDAVAULT Gaëlle	Moirans	2001	6.4	8.8	8.8	8.2	32.2
60	PANAZZA Emilie	Le chambon feugerolles	2000	7.4	6.9	8.9	8.9	32.1
	GAUTHERON Clara	Sablons	2002	6.8	8.5	9.1	7.7	32.1
62	ESPOSITO TIFFANY	Pierre Bénite	2002	6.5	8.8	9.2	7.4	31.9
63	CHABANEL Julia	Aix les bains	2003	6.9	7.9	8.6	8.2	31.6
64	RENOULT Anais	Autun	1998	6.6	5.7	9.7	9.3	31.3
65	REOLON Caroline	Autun	2002	8.1	6.8	8.2	7.9	31.0
66	PATIOU Amandine	Sablons	2003	6.3	8.4	8.7	7.5	30.9
67	GUYOT Romane	Sablons	2004	8.5	7.3	5.8	8.7	30.3
68	REOLON Victoria	Autun	2005	7.1	6.5	8.3	7.7	29.6
69	ALONZO Ambre	Irigny	2001	6.5	6.6	7.9	8.4	29.4
70	AURAND Lisa	Bron	2000	7.0	6.8	8.0	6.5	28.3
71	CUISSARD Manon	Moirans	2000	7.1	5.6	6.2	8.0	26.9
72	EPALLE Emeline	Le chambon feugerolles	1998	6.8	0.0	9.7	8.6	25.1
73	LAVAL Laurine	Boen AL	2002	0.0	6.0	8.2	8.0	22.2
74	VAUBOIN Catheline	Aix les bains	2003	6.0	0.0	7.5	6.9	20.4
75	BERARD Justine	Bourg St Maurice	2002	0.0	0.0	9.8	5.8	15.6





76	MATHIEU Lisa	Autun	2002	0.0	0.0	0.0	0.0	0.0
	RAULT Alexandra	Sablons	2003	0.0	0.0	0.0	0.0	0.0

9. FEMININ NIVEAU5 11 + . SA_DA (individuels)

9.1. Résultats par équipes

	Equipe	Club					Total
1	Gerland Mouche 2	69--A. L. gerland mouche	32.7	38.6	39.5	41.7	152.5
2	Pont de claix	38--Pont de claix amicale gymnique	32.4	38.1	39.8	41.8	152.1
3	Vénissieux	69--Cmo vénissieux	32.8	35.8	39.8	39.7	148.1
4	Meylan	38--Aspa meylan	31.2	37.3	37.6	41.1	147.2
5	Loriol	26--Groupe omnisports loriolais (gol)	31.8	38.1	37.6	38.5	146.0
6	Echirolles ALE	38--Echirolles Amicale Laique Gym	32.1	36.1	38.1	37.5	143.8
7	La tour du pin	38--L'alerte gymnastique la tour du pin	29.9	33.4	34.3	37.6	135.2





9.2. Résultats individuels

	Gymnaste	Equipe	Annee					Total
1	BOROWIEC Maeva	Pont de claix	2001	8.9	9.6	9.8	10.5	38.8
2	DURAFFOURG Elisa	Gerland Mouche 2	2000	8.5	9.6	9.8	10.6	38.5
	DONATO Alexia	Loriol	1997	7.9	10.0	10.4	10.2	38.5
4	ABGRALL Luisa	Pont de claix	2003	8.0	9.8	9.9	10.5	38.2
5	BEKAKCHA Lolita	Gerland Mouche 2	1999	7.6	9.5	10.4	10.4	37.9
6	LAUZOL Pauline	Meylan	2002	8.3	9.3	9.6	10.5	37.7
7	ROBIN Maya	Gerland Mouche 2	1998	8.2	9.7	9.4	10.0	37.3
	BALLARD Julie	Pont de claix	2000	7.8	9.3	10.0	10.2	37.3
9	MARZE Lou	Gerland Mouche 2	2002	7.8	9.8	9.4	10.0	37.0
10	RENAUD Camille	Meylan	2003	7.6	9.3	9.9	10.1	36.9
11	GUIDUCCI Karine	Echirolles ALE	1991	8.8	9.3	9.5	9.2	36.8
12	DUPONT Maelle	Vénissieux	2000	7.6	9.2	9.9	10.0	36.7
13	CHAIX Maelle	Pont de claix	2001	7.7	9.1	10.1	9.7	36.6
	PETITJEAN LAEMLE Blanche	Pont de claix	2003	7.7	9.4	9.1	10.4	36.6
15	LE GOALLER Margaux	Meylan	2003	7.8	9.6	8.9	10.1	36.4
	OLLIVIER Anna	Vénissieux	2001	8.2	9.2	9.3	9.7	36.4
17	MALLEVAL Laura	Loriol	2001	8.0	9.6	9.1	9.6	36.3
18	CASTALDO Laura	Vénissieux	1998	8.2	8.7	9.5	9.8	36.2
19	PETIT Lea	Meylan	2003	7.3	9.1	9.2	10.4	36.0
	LEBRETON Jessica	Vénissieux	2002	8.4	8.7	9.3	9.6	36.0
21	PESTEL Océane	Loriol	1996	7.6	9.1	9.2	9.8	35.7
	HASSE Lynda	Vénissieux	2000	8.0	8.7	10.0	9.0	35.7
23	MOUDENE Camelia	Gerland Mouche 2	1996	7.8	8.7	8.5	10.5	35.5
	CUSANNO Lena	Pont de claix	2002	7.3	9.3	8.5	10.4	35.5
25	PEYROT Tiphanye	Gerland Mouche 2	1997	8.2	7.1	9.9	10.2	35.4
	GUILLEMIN Mathilde	Echirolles ALE	2002	7.6	9.7	8.5	9.6	35.4
27	LEFEBVRE Solene	Echirolles ALE	1995	7.6	8.2	9.9	9.3	35.0
28	ARNAUD Marie	Loriol	2004	7.6	9.4	8.9	8.8	34.7
	POITOU Louna	Echirolles ALE	2003	8.1	8.1	9.1	9.4	34.7
30	MALARD Kinsy	La tour du pin	2003	7.6	8.0	9.3	9.5	34.4
31	PACCARD Perrine	Meylan	2002	7.5	8.7	7.6	9.9	33.7





32	DEFRANCE Camille	La tour du pin	1998	7.8	8.0	7.8	9.6	33.2
	PERRIN Soline	Echirolles ALE	1996	7.4	7.8	9.6	8.4	33.2
34	ROMAN Floriane	Echirolles ALE	2002	7.6	8.9	8.0	8.3	32.8
35	CHARBONNEAU Wendy	La tour du pin	2001	7.8	6.9	8.1	9.7	32.5
36	KEDAD Sirine	Vénissieux	2003	8.0	3.6	10.4	10.2	32.2
37	FOURRIER Melisande	La tour du pin	2003	6.7	7.9	8.5	8.6	31.7
38	ANGELINI Milla	La tour du pin	2003	5.8	8.1	7.7	8.8	30.4
39	ESPEISSE Audrey	Loriol	1979	8.3	8.8	0.0	8.9	26.0
40	COTTIN Sophie	La tour du pin	1985	0.0	9.3	8.4	0.0	17.7
41	BRUN BARONNAT Céline	Meylan	1993	0.0	0.0	0.0	0.0	0.0

10. FEMININ NIVEAU5 11 + . SA_DA (B) (individuels)

10.1. Résultats par équipes

	Equipe	Club					Total
1	Bourg st andeol	7--UNION SPORTIVE BOURGUESANNE	34.3	38.4	39.9	39.1	151.7
2	Jonage	69--E.s.j gymnastique artistique	32.6	38.2	38.4	38.0	147.2
3	St Priest	69--Gymnique association saint priest	33.0	37.7	38.3	37.4	146.4
4	Nivolas vermelle	38--Nivolas alep espoir gymnique	33.0	39.5	38.7	35.0	146.2
5	La Mure	38--La mure gym club	33.7	39.0	36.2	35.9	144.8
6	Chaponnay	69--Chaponnay gym	30.4	35.3	36.6	32.5	134.8

10.2. Résultats individuels

	Gymnaste	Equipe	Annee					Total
1	LEROUX REYMOND Oceane	Bourg st andeol	1997	8.9	9.5	10.5	9.6	38.5
2	SOLBES Axelle	Bourg st andeol	1999	8.4	9.9	10.0	10.0	38.3
3	VERNEREY Océane	Nivolas vermelle	1999	8.4	10.3	9.9	9.6	38.2
4	MELZANI Aurore	La Mure	1999	8.9	9.6	9.5	9.1	37.1
5	ROSIER Ellynn	St Priest	1996	8.0	9.7	9.7	9.6	37.0
	AVIGNON Maelle	La Mure	2002	8.0	10.1	9.8	9.1	37.0
	NORADIAN Sophie	Bourg st andeol	1997	8.2	9.6	9.6	9.6	37.0
8	JAUMONET Mathilde	Jonage	1997	8.4	9.2	9.5	9.8	36.9
	ROUX Clementine	Jonage	1997	8.3	9.6	9.6	9.4	36.9
10	DUMONT Emma	Jonage	2002	7.8	9.5	9.7	9.7	36.7
11	BETTINGER Jeanne	St Priest	2002	8.5	9.7	9.7	8.7	36.6
	MAHMOUD Assil	St Priest	2002	8.8	9.4	8.9	9.5	36.6
13	PHILIP Manon	La Mure	2002	8.3	9.9	9.1	9.2	36.5
14	GUYOTOT Shan	Jonage	2001	8.0	9.9	9.6	8.8	36.3
	MAILLES Clara	Nivolas vermelle	1998	8.3	9.7	9.9	8.4	36.3
16	CELLIER Lucie	Bourg st andeol	2004	8.5	9.3	8.8	9.1	35.7
	GUERIN Karine	Bourg st andeol	2002	8.5	8.5	8.8	9.9	35.7
18	PICOT-GUERAUD Marie	Nivolas vermelle	1997	8.2	9.1	9.3	9.0	35.6
19	CORNUAU Luna	Jonage	1998	7.9	8.9	9.5	9.1	35.4
20	MOLEINS Lisa	Nivolas vermelle	2000	7.8	9.7	9.6	8.0	35.1
21	DA SILVA Mélanie	St Priest	2004	7.7	8.1	10.0	9.0	34.8
22	GUERINOT Célia	Chaponnay	2000	8.0	8.7	9.9	7.9	34.5
23	DELECROIX Romane	Chaponnay	2002	7.7	8.6	9.0	9.1	34.4
24	MASSON Juliette	St Priest	2003	7.6	8.9	8.1	9.3	33.9
	MATTERA Eva	Chaponnay	2003	8.2	9.2	8.9	7.6	33.9
26	GUIGUET Justine	St Priest	2000	7.3	8.1	8.4	8.8	32.6
	FERNANDEZ Cassandra	Nivolas vermelle	2004	8.1	9.8	7.3	7.4	32.6
28	MOLEINS Julie	Nivolas vermelle	2002	6.5	8.9	8.7	7.9	32.0
	VORGEAT Cindy	Chaponnay	2001	6.5	8.8	8.8	7.9	32.0
30	VEYER Laurie	La Mure	2002	8.4	9.4	7.8	5.4	31.0
31	HERAUT Fanny	Jonage	2000	6.7	8.0	8.8	6.5	30.0
32	ROMON Margot	La Mure	2003	0.0	8.8	7.0	8.3	24.1
33	BARBARA Justine	La Mure	2004	8.1	0.0	7.2	8.5	23.8
34	IGNACIO Violaine	Bourg st andeol	1993	0.0	9.4	9.8	0.0	19.2

35	NIETO Erine	Chaponnay	2002	0.0	0.0	0.0	0.0	0.0
	ROBERT Elise	Chaponnay	1999	0.0	0.0	0.0	0.0	0.0