





**Résultats de la compétition**  
***Championnat régional Rhône Alpes Filière Nationale***  
***Boën et Riorges***  
***25 et 26 mars 2017***

# 1. FEMININ NIVEAU4 11-15 ans . SA\_DA (individuels)

## 1.1. Résultats par équipes

	Equipe	Club					Total
1	Romans	26--avenir de romans	26.2	34.4	32.9	34.1	127.6
2	CMOV VENISSIEUX		26.7	33.5	34.1	33.0	127.3
3	La tour du pin	38--L'alerte gymnastique la tour du pin	26.6	34.4	32.0	33.8	126.8
4	St Martin d hères	38--Essm gymnastique	26.2	33.8	31.6	33.6	125.2
5	Anse	69--Jeunesse ansoise	27.1	33.5	31.9	32.2	124.7
6	Chaponnay	69--Chaponnay gym	26.7	33.3	32.1	31.8	123.9
7	Rhodia club	38--Rhodia-Club Gymnastique	26.3	34.0	31.8	31.0	123.1
8	Belleville sur saone	69--Gym club belleville beaujolais	25.4	32.8	32.0	32.3	122.5
9	Riorges	42--Olympique riorges gymnastique	25.1	33.2	31.0	32.3	121.6
10	Marcy charbonnières	69--As marcy-charbonnières	25.6	32.9	32.3	30.7	121.5
11	Pierre Bénite	69--Patronage laïque de Pierre Bénite	25.8	32.3	26.7	32.2	117.0





## 1.2. Résultats individuels

	Gymnaste	Equipe	Annee					Total
1	VIOSAT Justine	Romans	2004	8.8	11.7	11.4	11.6	43.5
2	STIVAL Lucie	La tour du pin	2004	8.9	11.2	11.3	11.1	42.5
3	ROUSSET Zoé	Romans	2002	8.7	11.7	10.7	11.3	42.4
	DJELIDA ALESSIA	CMOV VENISSIEUX	2003	8.6	11.2	11.4	11.2	42.4
5	POYET Candice	Anse	2004	9.2	11.5	10.9	10.7	42.3
6	RIVAS Maelle	La tour du pin	2005	8.9	11.6	10.4	11.3	42.2
	BOUSAHLA MYRIAM	CMOV VENISSIEUX	2001	8.8	11.2	11.3	10.9	42.2
8	BARDE Anaé	Chaponnay	2004	8.9	11.3	10.7	10.9	41.8
9	STRIPPOLI Nina	St Martin d hères	2004	8.8	11.0	10.5	11.4	41.7
10	NETOUDYKATA Enora	St Martin d hères	2003	8.6	11.3	10.4	11.1	41.4
11	CHEVALIER Manon	Anse	2003	9.0	11.3	10.4	10.6	41.3
	FAGOT REVURA Justine	Romans	2004	8.7	11.0	10.4	11.2	41.3
13	LEVERNEY Malya	Rhodia club	2002	8.8	11.3	10.3	10.8	41.2
14	BERERD Ludivine	Anse	2003	8.9	10.7	10.6	10.9	41.1
	RIVAS Héloïse	La tour du pin	2003	8.7	11.2	10.3	10.9	41.1
	MARTIN Eva	St Martin d hères	2004	8.8	11.0	10.2	11.1	41.1
17	DE PARSCAU Victoire	La tour du pin	2002	8.8	11.6	10.1	10.5	41.0
	SEIGNERET Léna	Belleville sur saone	2002	8.5	10.7	11.3	10.5	41.0
19	HARHOURA Flavie	Pierre Bénite	2001	9.2	11.1	9.7	10.8	40.8
20	PERRACHON Solene	Belleville sur saone	2003	8.4	10.8	10.7	10.8	40.7
	DJOMBE DJAILANE MILIANA	CMOV VENISSIEUX	2002	8.7	11.1	10.0	10.9	40.7
22	BETTINGER Hélène	Chaponnay	2004	8.8	11.1	10.8	9.9	40.6
23	DES TOUCHES Hortense	Marcy charbonnières	2003	8.7	11.0	10.5	10.3	40.5
	FAYE Mathilde	Belleville sur saone	2003	8.4	11.1	10.0	11.0	40.5
	LEMBO CYNTHIA	CMOV VENISSIEUX	2001	8.4	10.8	11.4	9.9	40.5
26	MENNELLA Lucie	Rhodia club	2003	8.4	11.4	10.9	9.5	40.2
27	KOHLER Enola	La tour du pin	2003	7.9	10.5	10.2	11.4	40.0
	ROUSSET FAVIER Justine	St Martin d hères	2003	8.2	10.5	10.5	10.8	40.0
29	AUCLAIR Annaelle	Riorges	2002	8.7	10.1	10.3	10.8	39.9

	MONDELIN Lena	Riorges	2003	8.0	10.7	10.5	10.7	39.9
31	GESKOFF Maëlle	Rhodia club	2002	8.9	10.3	9.9	10.7	39.8
32	VAGOGNE Juliette	Chaponnay	2004	8.5	9.7	10.0	11.0	39.2
33	NEMOZ Ambre	Rhodia club	2002	8.6	10.5	10.6	9.4	39.1
	HOUEL CHARLOTTE	CMOV VENISSIEUX	2001	9.2	9.0	10.6	10.3	39.1
35	VELARDO Lilou	Riorges	2005	8.3	11.3	10.1	9.3	39.0
	DALLA COSTA Ninon	Belleville sur saone	2004	8.5	10.6	10.0	9.9	39.0
37	RIBAILLIER Juliette	Pierre Bénite	2004	8.1	10.6	9.3	10.7	38.7
38	COLLET Silhoé	Rhodia club	2002	8.4	11.3	9.7	9.1	38.5
39	CHAUMAT Lola	Marcy charbonnières	2001	8.2	10.3	10.3	9.2	38.0
	BOST Syrielle	Riorges	2004	8.1	10.0	9.1	10.8	38.0
41	LASSALLE Ninon	Belleville sur saone	2003	7.9	10.9	9.1	10.0	37.9
	NOLET Flora	Chaponnay	2003	9.0	10.9	10.6	7.4	37.9
43	TAGUI Nora	St Martin d hères	2003	7.9	11.5	10.6	7.7	37.7
44	PETIT Alexia	Pierre Bénite	2005	8.5	10.6	7.7	10.7	37.5
45	SOUCHELEAU Carla	Marcy charbonnières	2003	8.7	7.7	9.9	9.8	36.1
46	GREBERT Candice	Marcy charbonnières	2001	8.2	7.8	10.1	9.3	35.4
47	PITOIS Manon	Anse	2002	7.7	8.0	9.7	9.8	35.2
48	OUABDELKADER Emma	Romans	2002	8.6	8.4	9.7	8.3	35.0
49	MORSETTI Jeanne	Marcy charbonnières	2001	0.0	11.6	11.5	10.6	33.7
50	DELORME Calista	Riorges	2002	0.0	11.2	10.2	10.0	31.4
51	MATRAY Camille	Anse	2003	8.1	10.6	0.0	10.4	29.1
52	PETIT Pauline	Romans	2002	0.0	8.4	10.8	0.0	19.2
53	THERMOS Emma	Chaponnay	2004	0.0	0.0	0.0	0.0	0.0

## 2. FEMININ NIVEAU7 11 + . SA\_DA (B) (individuels)

### 2.1. Résultats par équipes

	Equipe	Club					Total
1	Anse	69--Jeunesse ansoise	32.8	37.2	37.5	38.9	146.4
2	Brindas	69--A.s.brindas	32.0	37.2	36.9	36.1	142.2
3	Romans	26--avenir de romans	30.4	38.6	37.3	35.2	141.5
4	Cuisery	71--ESPACE GYM CUISERY	31.5	35.9	37.8	34.7	139.9
5	Diémoise	38--GYM DIEMOISE	29.9	36.5	36.4	36.7	139.5
6	BELLEVILLE		30.5	34.6	36.7	34.2	136.0
7	Pierre Bénite 2	69--Patronage laïque de Pierre Bénite	29.6	33.8	35.4	36.6	135.4
8	St just st rambert	42--Fjep st-just st-rambert	30.1	36.6	34.6	33.9	135.2
9	Seyssins	38--CLUB GYMNIQUE TRAMPOLINE DE SEYSSINS	31.5	34.7	35.7	32.7	134.6
10	St Rambert d Albon	26--ASCR Gym	28.8	32.9	36.4	36.4	134.5
11	Meylan	38--Aspa meylan	28.9	36.2	34.0	34.6	133.7
12	GERLAND MOUCHE		30.2	32.3	36.7	33.7	132.9
13	Domène	38--Etoile sportive doménoise	28.6	32.1	34.4	35.2	130.3
14	Charlieu	42--Amicale laiue charlieu	19.6	34.2	35.7	30.2	119.7




### 2.2. Résultats individuels

	Gymnaste	Equipe	Annee					Total
1	BELAIDOUNI Rahma	Anse	2005	8.2	9.5	9.3	10.0	37.0
	ECHAIB Kamelia	Anse	2004	8.8	9.0	9.5	9.7	37.0
3	MALJOURNAL Lily-rose	Anse	2004	8.6	9.6	8.9	9.4	36.5
4	ROCHIGNEUX Coralie	Brindas	2002	7.8	9.8	9.3	9.4	36.3
5	LABISSY Amandine	St Rambert d Albon	1991	8.0	8.9	9.4	9.4	35.7
	GAUTHIER Lola	Diémoise	2003	8.0	9.4	9.1	9.2	35.7
7	DECHANDON Pauline	St just st rambert	2004	8.8	8.6	9.1	9.0	35.5
8	GRIVOLAT Laurianne	Romans	2000	7.8	9.8	9.3	8.5	35.4
9	DEPREZ Camille	Pierre Bénite 2	2005	7.6	9.3	9.1	9.3	35.3
	CRETET MIAGKOFF Paciana	Brindas	2003	7.9	9.0	9.3	9.1	35.3
11	TEXIERA Orlane	Anse	2005	7.2	9.1	9.4	9.5	35.2
	VULLIEZ Madeline	Brindas	2003	8.4	9.0	9.0	8.8	35.2
	CISSE SAFIA	GERLAND MOUCHE	2005	8.4	8.8	8.9	9.1	35.2
	GAUDIN Anna	BELLEVILLE	2004	7.8	9.3	9.3	8.8	35.2
15	LAVIGNE Emma	Cuisery	2002	8.2	8.8	9.8	8.3	35.1
16	JESUS Coraline	Brindas	2003	7.8	9.1	9.3	8.6	34.8
	GIRARDOT CHARLOTTE	Cuisery	2001	8.0	8.8	9.3	8.7	34.8
	MORIN CLARA	Cuisery	2001	8.0	9.2	9.2	8.4	34.8
	FREIRE CHARLENE	GERLAND MOUCHE	2002	7.5	8.9	9.1	9.3	34.8
20	PAJETTA Aurelie	Brindas	2003	7.9	9.3	8.5	8.8	34.5
21	SAUVINET Lisa	Pierre Bénite 2	2004	7.2	9.3	8.5	9.3	34.3
	DER PARSEGHIAN Malou	Romans	2002	7.0	9.6	9.7	8.0	34.3
23	LENCZIKI-RISO Flavie	Diémoise	2003	7.7	8.0	9.4	9.1	34.2
24	JOUDI ELONA	Cuisery	2003	7.2	9.1	8.7	9.1	34.1
	FRIZZO Lisa	Diémoise	2001	7.5	9.3	8.4	8.9	34.1





	CETIN Nilae	BELLEVILLE	2004	8.0	8.7	9.1	8.3	34.1
27	DAGRON Jennifere	St Rambert d Albon	1982	7.8	9.4	8.9	7.9	34.0
28	DELPORTE Cyrianne	St just st rambert	2003	7.1	9.2	9.6	8.0	33.9
	YLDIRIM Meltem	Seyssins	2002	7.7	8.7	9.0	8.5	33.9
30	GESLIN Manon	Romans	2000	7.8	9.4	8.7	7.8	33.7
31	DESROCHES Laura	Seyssins	2002	8.0	9.2	8.4	8.0	33.6
32	VIAL Candice	St just st rambert	2003	7.5	9.3	7.6	9.1	33.5
	DéON Stéline	Romans	2003	6.5	9.7	8.5	8.8	33.5
34	ROUSSEAU Thiphaine	Seyssins	2002	8.3	8.6	9.3	7.1	33.3
	VUILLEROD Laly	Diémoise	2005	6.7	8.1	9.5	9.0	33.3
36	SUBIGER Morgane	BELLEVILLE	2005	7.3	9.1	8.9	7.8	33.1
37	KURZAWA Ines	Meylan	2003	6.8	9.4	8.1	8.7	33.0
	TREILLON Ambre	BELLEVILLE	2003	7.4	7.5	9.3	8.8	33.0
39	CIOCCA Maëlys	Domène	2004	7.0	8.9	8.3	8.7	32.9
	DUNAND CHATELET Emma	Meylan	2004	7.2	8.8	8.3	8.6	32.9
	BAUD Dorine	Seyssins	2001	7.5	8.2	9.0	8.2	32.9
42	PELLEGRIN Lisa	Meylan	2004	7.1	8.8	8.0	8.9	32.8
43	DARME Lucie	Anse	2005	6.4	7.8	9.3	9.0	32.5
44	BEAUFRERE Liya	St Rambert d Albon	2003	6.9	7.6	9.1	8.8	32.4
45	TERRIER Manon	Anse	2003	5.7	7.5	9.3	9.7	32.2
46	CHENAL Jade	Charlieu	2002	7.2	7.9	9.1	7.9	32.1
47	WARGUI Nawel	Pierre Bénite 2	2001	7.0	7.5	8.9	8.6	32.0
48	RIGOLETTI Justine	Domène	2004	7.1	7.9	8.2	8.6	31.8
	KASSOUSSI Inès	Pierre Bénite 2	2004	6.5	7.5	8.9	8.9	31.8
	FLATOT SARAH	Cuisery	2002	7.3	6.5	9.5	8.5	31.8
51	CHEVALIER Elise	BELLEVILLE	2004	7.0	7.3	9.0	8.3	31.6
52	SIMON Louna	Domène	2005	6.9	7.8	8.2	8.6	31.5
	GERMINARIO Emma	Meylan	2005	7.8	7.0	8.3	8.4	31.5
54	GAUTHIER Alicia	Pierre Bénite 2	2005	7.2	7.7	7.4	9.1	31.4
55	GOMEZ LAURA	GERLAND MOUCHE	2005	6.8	7.3	9.3	7.6	31.0
56	SALINAS Apolline	St just st rambert	2003	6.7	9.3	8.3	6.6	30.9
	CHAMPION Bettina	Meylan	2003	6.5	9.2	7.3	7.9	30.9
58	RONDOT Celia	St Rambert d Albon	2002	6.1	7.0	8.5	9.1	30.7
	SLJIVIC Inès	Domène	2003	7.6	6.8	8.0	8.3	30.7
60	DELPHIN CHARLINE	Cuisery	2002	7.3	7.7	8.4	7.2	30.6
61	VAUMOUSSE MAYA	GERLAND MOUCHE	2002	6.8	7.3	9.2	7.1	30.4
62	FRESTA Louna	Charlieu	2003	7.3	8.7	7.8	6.5	30.3
63	GONZALEZ Kaina	Pierre Bénite 2	2004	7.6	6.5	6.7	8.6	29.4
64	BIESSY CORDILLAT Julie	Seyssins	2005	6.4	7.1	7.7	8.0	29.2
	MARCEAU Salome	Charlieu	2003	5.1	9.0	8.1	7.0	29.2
66	MELKI SINDA	GERLAND MOUCHE	2002	7.5	5.4	7.9	7.7	28.5
67	BERENGER Julie	Seyssins	2002	6.3	6.6	8.2	7.2	28.3
68	ESSERSI Nawel	Romans	2004	0.0	9.5	9.1	9.2	27.8
69	POUCHET Tifaine	Diémoise	2004	0.0	9.7	8.3	9.4	27.4
70	DURANT Jade	Charlieu	2004	0.0	8.6	9.0	8.5	26.1
71	GOUIN Anouk	Domène	2005	0.0	7.4	9.3	9.3	26.0
72	WILLMANN Marion	Romans	1997	7.8	0.0	9.2	8.7	25.7
73	BLANC Laurine	St Rambert d Albon	2002	0.0	6.9	9.0	9.1	25.0
	VALLEE Nolwenn	Meylan	2003	6.3	2.3	9.3	7.1	25.0
75	BEREZIAT Fantine	Domène	2003	0.0	7.5	8.6	8.0	24.1
76	MORIN Candice	Charlieu	2004	0.0	7.1	9.3	6.8	23.2
77	GHERBA Jade	St just st rambert	2002	0.0	8.8	5.7	7.8	22.3
78	JANIAUD Noemie	Charlieu	2002	0.0	6.7	8.3	6.2	21.2
79	VERBOUD MANON	GERLAND MOUCHE	2000	0.0	0.0	9.1	0.0	9.1

### 3. FEMININ NIVEAU3 11-16 ans . SA\_DA (individuels)

#### 3.1. Résultats par équipes


	Equipe	Club					Total
1	Privas	7--Sc privas gym	26.4	33.3	33.4	33.6	126.7
	Riorges	42--Olympique riorges gymnastique	26.4	31.4	34.5	34.4	126.7
3	Loriol	26--Groupe omnisports loriolais (gol)	27.1	31.9	31.9	34.0	124.9
4	Villette d Anthon	69--Villette gym	27.8	31.0	30.1	33.9	122.8
5	Bourgoin-jallieu	38--La Jeune France	25.8	31.7	31.3	31.6	120.4
6	Chaponnay	69--Chaponnay gym	23.9	29.1	30.7	31.2	114.9

#### 3.2. Résultats individuels


	Gymnaste	Equipe	Annee					Total
1	GLASSON Océane	Bourgoin-jallieu	2004	9.2	11.4	11.2	11.7	43.5
2	NGOUNOU Pauline	Villette d Anthon	2003	9.8	10.9	11.6	10.9	43.2
3	BERGER Oceane	Loriol	2002	9.9	10.3	11.3	11.6	43.1
4	VO Lucie	Privas	2002	8.9	11.1	11.5	11.4	42.9
5	ZERBINI Eva	Riorges	2003	9.8	9.3	11.5	11.4	42.0
6	MOULIN Morgane	Privas	2005	8.6	11.1	11.2	11.0	41.9
7	VAUTIER Lea	Riorges	2002	7.8	10.8	11.1	11.4	41.1
8	REYES Elisa	Privas	2003	7.8	11.1	10.7	11.2	40.8
9	FROBERT Elise	Riorges	2002	8.0	10.5	11.9	10.3	40.7
10	BURNICHON Charlyne	Riorges	2002	8.1	10.1	10.8	11.6	40.6
11	GUIRON Celia	Privas	2003	8.9	10.3	10.6	10.2	40.0
	COURTOIS Lucie	Bourgoin-jallieu	2002	8.5	10.6	9.8	11.1	40.0
13	BONNET Maelle	Loriol	2002	7.9	10.9	10.1	11.0	39.9
14	LACOMBE Eneryce	Villette d Anthon	2004	9.0	10.6	8.6	11.4	39.6
15	GUILBAUD Solenn	Privas	2003	8.4	10.7	9.9	10.2	39.2
16	BENMAKHLOUF Jade	Loriol	2004	8.7	8.7	10.4	11.1	38.9
	DICONNE Oriana	Chaponnay	2005	8.5	9.8	9.5	11.1	38.9
18	SIMON Erin	Villette d Anthon	2004	9.0	9.5	8.8	11.2	38.5
	DUFOUR Laura	Loriol	2000	8.5	8.5	10.2	11.3	38.5
20	FIOGER Emma	Villette d Anthon	2003	8.5	8.5	9.5	11.3	37.8
21	GUERREIRO Carla-ines	Loriol	2001	7.9	10.7	7.9	11.1	37.6
	BLANCHET Celia	Riorges	2000	8.5	8.2	9.8	11.1	37.6
	PELEGRY Clara	Chaponnay	2003	7.5	9.5	10.2	10.4	37.6
24	GUENARD Lison	Chaponnay	2003	6.8	9.8	9.8	9.7	36.1
25	GREGOIRRE Coleen	Villette d Anthon	2004	8.8	8.8	9.0	8.7	35.3
26	REYPIN Léonie	Bourgoin-jallieu	2002	8.1	9.7	7.5	7.0	32.3
27	ROCHETTE Jessica	Chaponnay	2004	7.9	4.1	10.7	9.5	32.2
28	GANJEAN Elise	Bourgoin-jallieu	2002	0.0	0.0	10.3	8.8	19.1
29	JEAN Kassandra	Chaponnay	2005	0.0	0.0	0.0	0.0	0.0
	MORIAU Tiffany	Bourgoin-jallieu	2001	0.0	0.0	0.0	0.0	0.0

## 4. MASCULIN NIVEAU4 11 + . SA\_DA (individuels)

### 4.1. Résultats par équipes







	Equipe	Club							Total
1	Domène	38--Etoile sportive doménoise	32.2	29.6	34.2	27.5	32.9	28.9	185.3
2	Villefranche sur saone	69--Union Gymnique Villefranche	30.3	31.2	32.9	26.3	32.9	29.8	183.4
3	Roanne ALRG	42--Amicale laïque de roanne garçons	32.0	28.2	27.9	26.7	31.3	28.6	174.7
4	Bourgoin-jallieu	38--La Jeune France	29.4	26.7	32.1	27.2	30.2	27.5	173.1

### 4.2. Résultats individuels







	Gymnaste	Equipe	Année							Total
1	MIRMAND Kevin	Roanne ALRG	1989	10.9	10.4	11.5	9.3	10.8	11.3	64.2
2	DAHOUMANE Etienne	Bourgoin-jallieu	1999	10.9	10.9	11.0	9.3	10.9	9.7	62.7
3	URSINI Benoit	Domène	1995	10.9	10.3	11.4	9.1	11.4	9.5	62.6
4	MONTEL Elliot	Villefranche sur saone	2000	10.8	10.6	11.2	8.8	10.5	10.2	62.1
5	GUICHARD Hugo	Villefranche sur saone	2001	9.9	9.4	10.6	8.6	11.3	10.2	60.0
6	GENUIT Mathis	Roanne ALRG	2002	10.8	9.9	10.2	9.0	10.9	9.1	59.9
7	TARRAJAT Alexandre	Domène	2000	10.6	8.9	11.3	9.1	10.4	8.4	58.7
8	MARET Jordan	Villefranche sur saone	2000	9.6	9.9	10.0	8.9	10.0	9.4	57.8
9	PERRIER Antony	Bourgoin-jallieu	1990	9.4	8.3	10.1	8.9	9.0	10.5	56.2
10	LEPINAY Mattéo	Domène	2001	9.0	6.8	11.5	9.1	10.1	9.2	55.7
11	CHEVALIER Clément	Bourgoin-jallieu	1998	9.1	7.5	11.0	9.0	10.3	7.3	54.2
12	DESHIERE Romain	Domène	1984	10.7	10.4	0.0	9.3	11.1	10.2	51.7
13	BARRIER Mathis	Roanne ALRG	2003	10.3	7.9	6.2	8.4	9.6	8.2	50.6
14	LELEU Valentin	Villefranche sur saone	2000	8.1	10.7	11.1	0.0	11.1	8.7	49.7
15	FAY Killian	Domène	2003	8.7	7.8	6.4	8.9	6.3	5.1	43.2

## 5. MASCULIN NIVEAU5 11 + . SA\_DA (individuels)

### 5.1. Résultats par équipes

	Equipe	Club							Total
1	St Priest	69--Gymnique association saint priest	35.8	36.4	38.0	35.9	37.7	38.6	222.4
2	St just st rambert	42--Fjep st-just st-rambert	38.5	36.4	38.5	29.9	38.8	37.5	219.6
3	Pont de claix	38--Pont de claix amicale gymnique	28.9	34.2	37.2	36.2	36.3	39.0	211.8
4	Bourgoin-jallieu	38--La Jeune France	35.7	29.1	35.8	34.0	33.8	35.6	204.0









### 5.2. Résultats individuels

	Gymnaste	Equipe	Année							Total
1	BICARD Eddie	St just st rambert	2000	9.9	9.5	10.2	9.9	10.2	9.6	59.3
2	TERRONES Tristan	Pont de claix	2001	9.7	9.1	10.0	9.2	9.7	10.2	57.9
3	DERUDET Romain	St just st rambert	2001	9.7	9.5	9.6	9.7	9.8	9.5	57.8
4	CHERCHI Lorenzo	St Priest	2001	9.9	9.1	9.6	9.2	9.6	9.9	57.3
5	ARGAUD Matthieu	St just st rambert	2002	9.5	8.6	9.5	10.3	9.7	9.6	57.2
6	CASCALES Adrien	St Priest	2000	8.5	9.3	9.6	9.1	9.8	9.9	56.2
7	PILLONETTO Pierre	St Priest	2003	9.0	9.6	9.6	8.9	9.3	9.7	56.1
8	SAN JOSE Ethan	Pont de claix	2003	9.6	8.5	9.2	8.6	9.0	9.9	54.8
9	VINIOSA Axel	Bourgoin-jallieu	2002	9.5	7.8	9.7	9.0	9.6	9.0	54.6
10	MARION Serguei	Pont de claix	2004	9.6	8.4	9.2	9.1	8.4	9.6	54.3
11	LEBRETON Quentin	Bourgoin-jallieu	2005	9.1	8.7	9.5	8.7	8.9	8.9	53.8
12	DEBEC Hugo	St Priest	2000	7.9	8.0	9.2	8.7	8.2	9.1	51.1
13	BOUVIER Mathieu	St Priest	2002	8.4	8.4	9.2	8.4	9.0	7.6	51.0
14	LEROY Camille *	Bourg de thizy	2001	9.1	7.5	9.2	7.6	9.4	8.1	50.9
15	SOLIS Pierre *	Bourg de thizy	1999	7.0	8.7	9.9	6.0	9.9	8.6	50.1
16	BOUR Adrian	Bourgoin-jallieu	2005	9.0	5.6	8.5	8.2	7.9	9.5	48.7
17	CARRIE Emilien	Bourgoin-jallieu	2005	8.1	7.0	8.1	8.1	7.4	8.2	46.9
18	BRUYÈRE Robin	St just st rambert	2002	9.4	8.8	9.2	0.0	9.1	8.8	45.3
19	LAMBERT Adrien	Pont de claix	2000	0.0	8.2	8.8	9.3	9.2	9.3	44.8
20	D ARGENTIERE Bastien	St Priest	2003	6.7	7.9	6.8	7.9	7.3	6.6	43.2
21	3 *	Bourg de thizy	0	0.0	0.0	0.0	0.0	0.0	0.0	0.0
	4 *	Bourg de thizy	0	0.0	0.0	0.0	0.0	0.0	0.0	0.0
	5 *	Bourg de thizy	0	0.0	0.0	0.0	0.0	0.0	0.0	0.0
	6 *	Bourg de thizy	0	0.0	0.0	0.0	0.0	0.0	0.0	0.0



## 6. FEMININ NIVEAU4 14-18 ans . SA\_DA (individuels)

### 6.1. Résultats par équipes

	Equipe	Club					Total
1	Jonage	69--E.s.j gymnastique artistique	25.4	33.6	32.4	33.5	124.9
2	Bron	69--Amicale Laïque de Bron	24.8	32.8	31.9	31.0	120.5
3	Domène	38--Etoile sportive doménoise	24.5	32.7	29.7	33.3	120.2
4	Renaison	42--Amicale laïque sportive renaison	25.1	30.4	31.8	30.3	117.6
5	Arbresle	69--L'arbresle	24.0	31.0	28.9	30.3	114.2
Equipes déclassées							
	Equipe	Club					Total
1	Lyon	69--PL Vilette Paul Bert	23.8	32.5	29.6	29.5	115.4

### 6.2. Résultats individuels





	Gymnaste	Equipe	Annee					Total
1	BLANC Loraine	Jonage	1999	8.8	11.6	11.3	11.3	43.0
2	DAVID Julie	Domène	2000	8.3	11.5	10.8	11.1	41.7
3	GOLAIN Romane	Jonage	2000	8.0	10.8	11.0	11.2	41.0
4	DE CIANTIS Lena	Jonage	1999	8.6	11.2	10.1	11.0	40.9
5	QUANG-GUERAUD Maeva	Domène	2000	8.8	11.1	9.5	11.4	40.8
6	BARBIERE Carole	Bron	1998	8.0	11.1	10.4	11.1	40.6
7	KISRANE Inès	Bron	2000	8.5	10.7	10.9	10.1	40.2
8	MARTINEZ Heloise	Bron	1999	8.3	11.0	10.6	9.8	39.7
9	LAPALUS Solène	Renaison	2001	8.5	9.8	10.3	10.5	39.1
	SLAWSKI Emma	Lyon	2001	8.1	10.9	9.8	10.3	39.1
11	LALEU Angélique	Renaison	2001	8.5	10.7	9.3	10.1	38.6
	GERTOU Manon	Arbresle	2000	7.6	10.7	10.5	9.8	38.6
13	JACOB Cassandra	Jonage	1999	7.8	10.4	9.1	11.0	38.3
14	MARTINEZ Charlene	Bron	1999	7.7	10.3	10.4	9.5	37.9
	ROBERT Eloïse	Arbresle	2002	8.7	10.0	9.2	10.0	37.9
16	BARIOT Claire	Arbresle	2002	7.7	10.3	9.2	10.5	37.7
17	CHASTAGNER Servane	Lyon	1999	7.5	10.7	10.4	9.0	37.6
18	JEMELEDINE Sarah	Lyon	2001	7.7	10.2	9.1	9.9	36.9
19	REJONY Ilona	Renaison	2001	8.1	9.0	10.3	9.4	36.8
	DUPRE Elise	Lyon	2000	8.0	10.9	8.6	9.3	36.8
21	RUFFIEUX Lydvine	Domène	2000	7.1	10.1	9.1	10.1	36.4
22	CAPONE Emma	Domène	2000	7.4	6.8	9.4	10.8	34.4
23	JACQUET Ambre	Renaison	2000	7.7	9.7	9.0	7.9	34.3
24	MOUTTET Noémie	Renaison	2000	0.0	9.9	11.2	9.7	30.8
25	JAMBON Olaya	Lyon	2001	7.2	0.0	9.4	9.0	25.6
26	METRAL Lucie	Bron	2000	0.0	0.0	8.9	0.0	8.9
27	SCIANDRA Alice	Jonage	2001	0.0	0.0	0.0	0.0	0.0
	MULATON Ornella	Arbresle	2001	0.0	0.0	0.0	0.0	0.0

## 7. FEMININ NIVEAU3 11 + . SA\_DA (individuels)

### 7.1. Résultats par équipes

	Equipe	Club					Total
1	Irigny	69--Amicale laique irigny	27.7	32.5	32.9	33.3	126.4
2	Vaugneray	69--Union sportive de l'ouest lyonnais	25.1	32.5	32.7	34.7	125.0
3	St Priest	69--Gymnique association saint priest	26.9	33.7	28.7	34.0	123.3
4	La tour du pin	38--L'alerte gymnastique la tour du pin	25.6	33.1	32.6	31.9	123.2
5	Crolles	38--Gym et rythme crolles	25.4	31.5	32.3	33.3	122.5
6	Anse	69--Jeunesse ansoise	25.6	32.3	32.2	31.1	121.2
7	Riorges	42--Olympique riorges gymnastique	25.5	30.8	31.7	32.6	120.6
8	St Genis les Ollières	69--Entente St genoise	24.6	33.0	31.9	30.7	120.2
9	Albens	73--Union gymnique albens	24.3	27.6	31.2	32.4	115.5
10	Boen AL	42--Amicale laique de boen	24.2	28.1	29.8	31.5	113.6
11	Givors	69--Independante givors	25.1	29.4	26.8	28.7	110.0
12	Tullins	38--La Vaillante	24.7	21.5	28.5	26.0	100.7




### 7.2. Résultats individuels

	Gymnaste	Equipe	Annee					Total
1	VANBECELAERE Manon	Irigny	1998	9.6	10.4	10.9	11.4	42.3
2	ODIN Lilou	La tour du pin	2003	8.3	11.6	11.1	11.1	42.1
3	CLOUVEL Fanny	Anse	2001	8.6	11.0	11.1	11.3	42.0
4	SCAPOTTA Andrea	St Priest	1992	9.1	11.6	9.6	11.6	41.9
5	PYTEL Ysee	St Priest	2001	9.1	11.5	9.5	11.6	41.7
	JOURDAN Salomé	Crolles	1999	8.9	11.0	10.7	11.1	41.7
7	SIMON Marie	Riorges	1992	8.4	10.5	11.2	11.5	41.6
8	WIRTH Catalina	Irigny	2000	8.6	11.0	10.9	10.9	41.4
9	BADOR Charline	Vaugneray	1992	8.1	10.8	11.0	11.4	41.3
10	DESVIGNES Anthea	La tour du pin	2003	8.4	10.7	10.4	11.2	40.7
11	MOYNE Pauline	Irigny	1998	9.5	11.1	9.1	10.9	40.6
	DECLERIEUX Oceane	Vaugneray	1997	8.3	9.6	11.2	11.5	40.6
13	LE BERQUIER Mathilde	Vaugneray	2001	8.2	10.0	10.5	11.8	40.5
14	CANTALUPPI Clémentine *	Vénissieux 1 (indiv) (indiv)	1998	8.0	10.9	10.7	10.6	40.2
15	METAIS Johanna	Albens	2001	7.9	10.4	10.7	11.1	40.1
16	BREHIN Margaux	Vaugneray	1991	8.3	11.1	10.5	10.1	40.0
	CURMI Noemie	Vaugneray	1997	8.5	10.6	9.8	11.1	40.0
18	NOUIRI Cyrine	St Priest	2001	8.7	10.6	9.5	10.8	39.6
	BONNIER Mathilde	Irigny	1990	8.0	9.5	11.1	11.0	39.6
20	FABRE Ines	Crolles	1999	8.1	9.4	11.1	10.8	39.4
	VIGANNE Chloe	Riorges	2000	8.7	9.9	10.2	10.6	39.4
	JANDARD Noémie	St Genis les Ollières	2000	8.4	9.2	10.7	11.1	39.4
23	RAY Johanna	Anse	2000	8.0	11.1	10.1	10.1	39.3

24	CHAZOT Julie	St Genis les Ollières	1995	8.1	10.7	9.8	10.5	39.1
25	VILLETELLE Manon	Riorges	2000	8.4	10.4	9.7	10.5	39.0
26	CROELLA Capucine	Irigny	2000	8.3	9.4	10.3	10.9	38.9
27	HERAUD Alexia	Anse	2001	8.6	10.2	10.3	9.7	38.8
	PELIN Laura	Givors	1994	8.5	10.0	9.2	11.1	38.8
29	MOREAU Alexia	St Genis les Ollières	1992	8.1	11.2	10.3	9.1	38.7
30	CELESTINE Sharone	St Priest	1998	8.6	10.4	9.6	10.0	38.6
31	DELAGOUTTE Alice *	Crolles 1 (indiv) (indiv)	1999	7.5	10.0	11.1	9.9	38.5
32	RABATEL Julie	La tour du pin	1996	8.9	9.4	10.4	9.6	38.3
	CALVIER Amelie	Crolles	2002	8.3	8.1	10.5	11.4	38.3
34	VANDEBOSSHE Jeanne	St Genis les Ollières	1999	8.0	11.1	10.5	8.6	38.2
35	TURPIN Solenn	Anse	1996	8.3	10.0	10.4	9.4	38.1
36	BORNIET Roxanne	Crolles	2000	8.2	9.8	9.4	10.6	38.0
37	VICHERD Candice	La tour du pin	1998	8.3	8.9	11.1	9.6	37.9
38	DESCHAMPS Eglantine	Riorges	2000	7.8	9.5	10.3	9.7	37.3
39	GENEVEY Alicia	Crolles	2003	7.1	10.7	9.0	10.4	37.2
40	PELIN Aurelie	Givors	1990	8.3	10.0	9.0	9.2	36.5
41	GOUL Johanna *	St just st rambert 1 (indiv) (indiv)	1983	8.0	10.8	7.8	9.5	36.1
42	ARLAUD Romane	St Genis les Ollières	1995	6.9	9.6	10.7	8.7	35.9
43	EMONET Lea	Albens	1998	8.6	5.0	11.0	11.2	35.8
44	COUDOUR émilie	Boen AL	1999	8.2	9.8	8.3	9.4	35.7
	DELAUCHE Anamee	Boen AL	2001	7.7	9.5	9.6	8.9	35.7
46	CHAVANEL Ophélie	Albens	2000	7.8	8.7	8.1	10.1	34.7
47	PLUMET Orane	Boen AL	2000	8.1	6.0	9.8	10.6	34.5
	BEGUELLEL Ines	Givors	1993	8.3	9.4	8.6	8.2	34.5
49	VARTANIAN Marie	Albens	2000	7.5	8.5	9.0	9.4	34.4
50	DESCHAMPS Anouk	Boen AL	1999	7.9	8.8	8.9	8.6	34.2
51	KAHOUL Ines	Givors	1995	7.7	8.9	7.7	8.4	32.7
52	BECHU Laura	Tullins	2001	7.9	8.6	6.4	9.7	32.6
53	GASIGLIA Célia	Tullins	1996	8.3	6.8	9.0	8.1	32.2
54	BANCHERI Meije	Tullins	2002	8.4	5.0	10.5	7.4	31.3
	HUET Amélia	Tullins	2002	8.0	6.1	9.0	8.2	31.3
56	CAMPIONE Tifaine	Tullins	1999	7.6	4.9	9.0	7.7	29.2
57	MAURINES Roxanne	Anse	1998	8.4	9.9	10.7	0.0	29.0
58	FROBERT VELUIRE Marie	Riorges	1997	7.8	8.7	8.4	0.0	24.9
59	MARANO Ninon	Boen AL	2001	0.0	0.0	10.4	11.5	21.9
60	DHOTE Marine	Albens	1999	7.8	0.0	9.5	0.0	17.3
61	DESVIGNES Léa	La tour du pin	2000	0.0	10.8	0.0	0.0	10.8
62	GUERY Justine	St Priest	1994	0.0	0.0	0.0	0.0	0.0

## 8. FEMININ NIVEAU6 11-15 ans . SA\_DA (B) (individuels)

### 8.1. Résultats par équipes

	Equipe	Club					Total
1	L isle d Abeau	38--Gym d'Abeau	32.3	40.4	37.5	39.7	149.9
2	St Priest	69--Gymnique association saint priest	33.2	39.1	37.1	38.6	148.0
3	Limonest	69--A.S.C.J.L. Limonest	33.3	37.3	36.3	39.9	146.8
	Lyon	69--PL Vilette Paul Bert	34.1	38.4	35.3	39.0	146.8
5	Albens	73--Union gymnique albens	31.9	39.0	32.8	38.0	141.7
6	Domène 2	38--Etoile sportive doménoise	33.3	34.8	34.3	38.6	141.0
7	Allex	26--Section gymnique allex	32.9	36.7	34.3	36.6	140.5
8	Seyssins	38--CLUB GYMNIQUE TRAMPOLINE DE SEYSSINS	28.2	35.8	34.8	34.9	133.7
9	St just st rambert	42--Fjep st-just st-rambert	25.8	25.9	26.2	28.4	106.3





### 8.2. Résultats individuels

	Gymnaste	Equipe	Annee					Total
1	SULPICE Noemie	Lyon	2004	9.0	10.1	9.0	10.1	38.2
2	JEANNEAU Léa	L isle d Abeau	2003	8.0	10.1	9.9	9.7	37.7
3	CHAISE Juliette	St just st rambert	2004	8.8	9.4	9.5	9.8	37.5
	NISHIO Leica	Limonest	2004	8.8	10.1	8.5	10.1	37.5
5	LEBAILLIF Romane	St Priest	2004	8.4	9.9	9.6	9.4	37.3
	DUMENIL Heloise	L isle d Abeau	2003	7.8	10.3	9.5	9.7	37.3
7	COUTANT Clemence	Lyon	2002	8.8	9.5	9.1	9.7	37.1
	LARDET Melissa	L isle d Abeau	2003	7.9	9.8	9.3	10.1	37.1
9	BOMBARD Célestine	St Priest	2003	8.5	9.8	9.3	9.4	37.0
	BORDET Lou	Limonest	2002	8.0	9.8	9.0	10.2	37.0
11	ASTIER Lucile	Domène 2	2004	8.7	9.9	8.7	9.6	36.9
	DICHAMPS Manon	L isle d Abeau	2001	8.1	10.1	8.8	9.9	36.9
13	LONGERE Chloe	St Priest	2003	7.5	9.9	9.5	9.8	36.7
14	MATURIN Leane	St Priest	2003	8.2	9.5	8.7	9.9	36.3
	BARBIER Agathe	Albens	2002	8.3	10.0	8.3	9.7	36.3
16	VERNEREY Lauryne	L isle d Abeau	2002	8.3	9.6	8.5	9.7	36.1
17	BARDIN Lena	Lyon	2004	8.3	9.5	8.3	9.7	35.8
18	ROMIEU Léna	Albens	2003	7.8	9.7	8.6	9.6	35.7
	GUILLEMIN Justine	L isle d Abeau	2003	7.5	9.9	8.3	10.0	35.7
20	DEBLONDE Ester	St just st rambert	2003	8.6	9.2	8.4	9.4	35.6
	ROLLAND MUQUET Perrine	Seyssins	2002	7.9	8.4	9.5	9.8	35.6
	LEMONNIER Blanche	Lyon	2004	8.0	9.3	8.8	9.5	35.6
23	PENY Alice	Seyssins	2003	8.0	8.7	9.2	9.5	35.4
24	DUC-JACQUET Romane	Domène 2	2004	8.3	8.7	8.4	9.7	35.1
	VERNET Calysse	Allex	2003	8.2	9.8	7.7	9.4	35.1
26	BARON Julie	St Priest	2003	8.1	9.4	8.7	8.8	35.0
	MAGAND Liina	Limonest	2005	7.7	8.0	9.5	9.8	35.0





28	RENDU Tess	Limonest	2004	7.8	9.2	8.5	9.4	34.9
29	BOULARD Clara	Alex	2004	8.3	9.6	8.7	8.1	34.7
30	GEORGES Lola	St Priest	2003	7.7	9.4	7.8	9.5	34.4
31	LARUE Enola	Albens	2002	7.5	9.6	7.5	9.5	34.1
32	GUILLOM Juliette	Domène 2	2004	8.1	8.9	7.4	9.6	34.0
	RIONDET Maude	Albens	2002	7.8	9.5	7.5	9.2	34.0
34	HONTAAS-BERTHOUX Lilou	Limonest	2004	8.3	8.2	7.6	9.8	33.9
35	ATHEAUX Candice	Seyssins	2003	7.3	9.0	8.2	9.3	33.8
36	ALONSO Romane	Alex	2002	8.2	8.3	7.6	9.6	33.7
	VEYRUNES Alizée	Albens	2002	6.5	9.6	8.4	9.2	33.7
38	REBILLARD Aline	Domène 2	2004	8.2	7.3	8.8	9.3	33.6
39	JACQUEMONT Ophelie	St just st rambert	2004	8.4	7.3	8.3	9.2	33.2
	GUABELLO Amandine	Albens	2001	8.0	9.7	6.5	9.0	33.2
41	MARION Lola	Alex	2002	8.2	8.7	7.3	8.8	33.0
42	PEUVREL Alexia	Domène 2	2004	7.6	7.2	8.4	9.7	32.9
	RASPAIL Elina	Alex	2002	7.7	8.6	9.6	7.0	32.9
44	GOMICHOON Zoe	Limonest	2002	8.2	5.6	9.3	9.7	32.8
45	RUFFIN Morgane	Alex	2002	7.2	8.3	8.3	8.8	32.6
46	MOUNSSIF Sofia	Lyon	2005	6.4	8.7	8.4	7.8	31.3
47	WERNY Louise	Lyon	2004	7.3	6.6	7.3	8.8	30.0
48	BAS DIT NUGUES Léana	Domène 2	2004	7.6	5.4	6.5	8.9	28.4
49	DJERBI Inès	Seyssins	2004	5.0	5.1	6.8	6.3	23.2
50	CAZENAVE Floriane	Seyssins	2002	0.0	9.7	7.9	0.0	17.6
51	THESSOT Marine	St just st rambert	2002	0.0	0.0	0.0	0.0	0.0

## 9. FEMININ NIVEAU6 14-18 ans . SA\_DA (individuels)

### 9.1. Résultats par équipes





	Equipe	Club					Total
1	Seyssins	38--CLUB GYMNIQUE TRAMPOLINE DE SEYSSINS	33.2	37.2	38.6	37.5	146.5
2	St Priest	69--Gymnique association saint priest	32.4	38.2	37.1	36.7	144.4
3	Chaponnay	69--Chaponnay gym	31.3	36.1	35.2	35.7	138.3
4	Irigny	69--Amicale laiue irigny	30.8	34.6	35.4	36.2	137.0
5	Domène	38--Etoile sportive doménoise	30.9	33.7	34.3	36.9	135.8
6	Marcy charbonnières	69--As marcy-charbonnières	29.6	30.8	34.1	35.0	129.5

### 9.2. Résultats individuels





	Gymnaste	Equipe	Annee					Total
1	PENY Penelope	Seyssins	2001	8.7	9.9	9.9	9.7	38.2
2	MEGNIGBETO Eryne	St Priest	2001	8.8	9.6	9.5	9.5	37.4
3	LAFRANCESCHINA Chloe	Seyssins	1999	8.1	9.8	9.7	9.5	37.1
4	KARALIC Dorine	Seyssins	1999	7.9	9.3	9.8	9.1	36.1
5	OASSEL Elisa	St Priest	2002	8.0	9.6	8.7	8.8	35.1
	LONCKE Mathilde	Seyssins	1999	8.5	8.2	9.2	9.2	35.1
7	BERNARD Lena	St Priest	2001	7.7	8.8	9.2	9.3	35.0
	COL Anais	Domène	2001	7.9	8.9	8.9	9.3	35.0
9	PASCAL Camille	St Priest	2001	7.9	9.0	8.9	9.1	34.9
10	TOMASSO Cléa	Chaponnay	2002	7.2	9.1	9.3	9.2	34.8
11	DOMINICY Julie	Domène	2001	7.0	9.6	8.6	9.4	34.6
12	FLECHEUX Emilie	St Priest	2001	6.9	9.4	9.5	8.7	34.5
	MARLIER Carla	Chaponnay	2002	7.4	9.1	9.0	9.0	34.5
14	PALMIGIANI Marie	Irigny	2002	7.3	9.2	9.0	8.9	34.4
15	KHAIR Eloise	Chaponnay	2000	8.3	8.8	7.8	9.1	34.0
16	ZAPPA Margaux	Irigny	2002	7.8	7.5	9.1	9.4	33.8
17	TRIFUNOVIC Ivana	Chaponnay	2001	7.7	9.0	8.5	8.4	33.6
18	CASALI Cléo	Domène	2002	7.9	6.9	9.6	9.1	33.5
	ANTONI Victoire	Irigny	2002	7.6	8.6	8.2	9.1	33.5
20	JACQUET Emma	St Priest	2001	7.3	9.6	8.2	8.3	33.4
21	DE TARLE Olympe	Marcy charbonnières	2001	7.6	8.9	9.1	7.6	33.2
22	GARRIGA Juliette	Irigny	2000	6.6	9.3	8.7	8.5	33.1
23	GUERIN Morgane	Chaponnay	2002	7.9	8.9	8.4	7.8	33.0
24	COTTIN Tea	Marcy charbonnières	2001	7.6	7.7	8.1	9.3	32.7
	RESSOUCHE Emma	Marcy charbonnières	2001	7.3	8.2	8.8	8.4	32.7
26	JOURDAN Lyse	Domène	2002	8.1	8.3	7.1	9.1	32.6
27	KOUGNON Nelly	Irigny	2001	7.7	6.0	7.8	8.8	30.3
28	GEORDY Valentine	Marcy charbonnières	2001	7.1	6.0	8.1	8.7	29.9
29	BRUNOIS Lou ann	Irigny	2000	7.7	5.9	8.6	7.3	29.5
30	BERT Lou	Domène	2002	6.8	6.3	7.2	7.3	27.6
31	MEISTER Marina	Marcy charbonnières	2000	6.2	4.9	7.6	8.6	27.3
32	LEBRUN Maelle	Marcy charbonnières	2002	0.0	0.0	0.0	0.0	0.0
	JACQUIER Lorine	Chaponnay	2002	0.0	0.0	0.0	0.0	0.0

## 10. FEMININ NIVEAU5 11-15 ans . SA\_DA (B) (individuels)

### 10.1. Résultats par équipes

	Equipe	Club					Total
1	Anse	69--Jeunesse ansoise	35.3	38.8	39.5	40.9	154.5
2	Irigny 1	69--Amicale laique irigny	33.4	40.2	40.1	40.1	153.8
3	Belleville sur saone	69--Gym club belleville beaujolais	33.7	38.9	38.2	38.9	149.7
4	St Rambert d Albon	26--ASCR Gym	34.1	37.4	38.6	39.5	149.6
5	Brindas	69--A.s.brindas	34.4	38.4	37.5	38.4	148.7
6	Meylan	38--Aspa meylan	33.8	37.5	37.0	39.5	147.8
7	Crolles	38--Gym et rythme crolles	32.4	36.4	38.1	38.7	145.6
8	Villette d Anthon	69--Villette gym	31.7	38.0	37.7	37.2	144.6
9	Riorges	42--Olympique riorges gymnastique	32.4	35.6	37.0	38.7	143.7
10	Le chambon feugerolles	42--La liberte le chambon feugerolle	32.4	36.4	38.4	36.2	143.4

### 10.2. Résultats individuels

	Gymnaste	Equipe	Annee					Total
1	PONCET Lilou	Anse	2005	8.9	10.2	10.6	10.4	40.1
2	PROT Océane	Irigny 1	2004	8.9	10.2	10.4	10.3	39.8
3	MADELON Oceane	St Rambert d Albon	2004	9.1	10.2	10.0	10.1	39.4
4	DELASSUS Emma	Villette d Anthon	2001	8.3	9.9	10.2	9.9	38.3
	DUCHAMP Léa	Irigny 1	2003	7.8	10.5	10.2	9.8	38.3
6	LE GARGAM Camille	Anse	2005	8.8	9.5	9.6	10.1	38.0
7	DE LA FOATA Romane	Anse	2005	8.8	9.1	9.8	10.1	37.8
	DALLA COSTA Luna	Belleville sur saone	2002	8.2	10.1	9.5	10.0	37.8
9	CHEVALIER Lou	Anse	2005	8.1	9.8	9.5	10.0	37.4
	CHABROL Alix	Meylan	2004	8.7	9.5	9.1	10.1	37.4
	PICCOLO Coline	Le chambon feugerolles	2003	8.0	9.5	10.0	9.9	37.4
	BRUNET Tiffany	Belleville sur saone	2004	8.8	9.6	9.3	9.7	37.4
13	DESCHAMPS Lola	Irigny 1	2004	8.3	9.7	9.8	9.4	37.2
	DONJON Clara	Irigny 1	2005	8.4	9.5	9.7	9.6	37.2
15	REYMOND Louise	Meylan	2004	8.5	9.5	9.5	9.6	37.1
16	VUGLIANO Ema	Anse	2004	8.8	9.3	8.9	9.9	36.9
17	DARGOT Emma	Belleville sur saone	2002	8.5	9.4	9.8	9.1	36.8
18	ENTRESSANGLE Fanelie	St Rambert d Albon	2003	8.1	7.9	10.4	10.3	36.7
	PENACHE Valeria	Villette d Anthon	2002	8.4	9.8	8.8	9.7	36.7
20	LEPELLETIER Perrine	Crolles	2003	8.0	9.6	9.3	9.7	36.6
	LEFEVERE Aude	Brindas	2004	8.8	9.4	8.9	9.5	36.6
22	DJEBBAR Radia	Anse	2005	8.3	9.0	8.9	10.3	36.5
	BRUYERE Marie anais	St Rambert d Albon	2004	8.3	9.3	9.1	9.8	36.5
24	SANCHEZ Aureane	Irigny 1	2004	7.8	9.8	8.8	9.9	36.3
	GUIRAL Madigane	Crolles	2003	7.9	7.9	10.4	10.1	36.3
	MARTIN Anais	Brindas	2001	7.8	9.3	9.6	9.6	36.3
27	BOYER Aurore	Meylan	2003	8.1	9.2	9.3	9.6	36.2
	BARRIER Auriane	Riorges	2004	7.8	9.5	9.2	9.7	36.2
	POULAT Maeliss	Belleville sur saone	2003	8.2	9.8	9.6	8.6	36.2

30	WAGEMANS Albane	Meylan	2003	7.8	9.3	9.1	9.9	36.1
	TEYSSIER Charlotte	Brindas	2001	8.3	9.9	8.4	9.5	36.1
32	AUCLAIR Sarah	Riorges	2004	7.9	9.8	9.4	8.7	35.8
33	LACHARD Ophelie	Riorges	2003	8.2	8.2	9.2	10.0	35.6
34	LALLEMENT Mailys	St Rambert d Albon	2004	8.3	9.5	9.1	8.6	35.5
	GUETH Lucie	Belleville sur saone	2002	8.0	9.2	8.4	9.9	35.5
36	CLEMENT Elea	Villette d Anthon	2004	7.8	9.4	9.4	8.8	35.4
37	MONTMAYEUR Ana	Irigny 1	2003	7.5	8.7	9.0	10.1	35.3
38	BOUCHET Lou	Crolles	2003	7.9	9.6	8.1	9.6	35.2
39	KUCUKOGLU Selen	Riorges	2004	8.5	8.1	9.1	9.4	35.1
	REMY Ganaelle	Le chambon feugerolles	2004	7.9	9.1	10.0	8.1	35.1
41	CZINKOCZKY Dora	Meylan	2003	7.8	9.1	8.3	9.8	35.0
42	CHAPELET Capucine	Meylan	2004	8.5	8.1	8.6	9.7	34.9
43	EPALLE énola	Le chambon feugerolles	2002	8.2	9.0	8.5	9.1	34.8
44	PAQUIEN Chloe	St Rambert d Albon	2004	8.4	8.3	8.6	9.3	34.6
45	LE MEUR Chloe	Crolles	2004	8.2	9.2	7.7	9.3	34.4
46	DEBRAY Margot	Villette d Anthon	2004	7.2	8.9	9.3	8.8	34.2
	LONCKE Lou	Crolles	2002	8.3	8.0	9.3	8.6	34.2
48	FEUGERE Annaelle	Riorges	2003	7.8	7.5	9.2	9.6	34.1
49	MARMEY Eloise	St Rambert d Albon	2002	7.4	8.4	9.1	9.1	34.0
50	BERGER Alexiane	Le chambon feugerolles	2004	8.2	8.8	8.1	8.8	33.9
	ROBIN Ambre	Brindas	2004	8.8	6.3	9.0	9.8	33.9
52	BOYER Laurianne	Le chambon feugerolles	2003	8.0	7.8	9.6	8.4	33.8
53	TASSINI Anaelle	Le chambon feugerolles	2002	7.9	8.7	8.8	8.3	33.7
54	MORRISON Alycia	Belleville sur saone	2003	7.7	8.8	7.0	9.3	32.8
55	LULLIER Romane	Brindas	2004	8.5	9.8	7.2	7.0	32.5
56	CHAUDAGNE Lea	Riorges	2003	7.3	7.1	8.3	8.8	31.5
57	TENNOUN Oriane	Crolles	2003	7.0	5.0	9.1	9.3	30.4
58	ROCHIGNEUX Cyndie	Brindas	2001	7.9	0.0	10.0	9.4	27.3
59	BEN YAHIA Maëlle	Villette d Anthon	2002	0.0	0.0	0.0	0.0	0.0
	GILLET Elisa	Villette d Anthon	2002	0.0	0.0	0.0	0.0	0.0







## 11. FEMININ NIVEAU1 11 + . SA\_DA (individuels)

### 11.1. Résultats par équipes





	Equipe	Club					Total
--	--------	------	--	---	---	---	-------

### 11.2. Résultats individuels





	Gymnaste	Equipe	Annee					Total
1	DUCARRE Florine *	Savigny 1 (indiv) (indiv)	1987	8.9	12.2	12.4	11.4	44.9

## 12. FEMININ NIVEAU2 11 + . SA\_DA (individuels)

### 12.1. Résultats par équipes

	Equipe	Club					Total
1	Irigny	69--Amicale laique irigny	29.4	33.3	31.6	34.8	129.1
2	Loriol	26--Groupe omnisports loriolais (gol)	28.1	30.0	33.2	35.1	126.4
3	Riorges	42--Olympique riorges gymnastique	29.0	32.8	30.1	33.8	125.7
4	Crolles	38--Gym et rythme crolles	27.7	33.3	29.5	33.8	124.3
5	Echirolles ALE	38--Echirolles Amicale Laique Gym	26.0	31.6	32.2	33.4	123.2
6	Villette d Anthon	69--Villette gym	27.6	30.0	32.5	32.7	122.8
7	St Martin d hères	38--Essm gymnastique	28.1	30.3	29.4	33.6	121.4
8	Jonage	69--E.s.j gymnastique artistique	25.9	31.9	30.6	31.9	120.3
9	Privas	7--Sc privas gym	25.6	31.0	29.0	32.7	118.3







### 12.2. Résultats individuels

	Gymnaste	Equipe	Annee					Total
1	THEVENET Lea	Loriol	2000	10.0	11.9	11.3	12.1	45.3
2	CHAMBERT Esther	Riorges	1993	10.2	11.9	10.2	11.7	44.0
3	PARIZOT Audrey	Irigny	1996	10.4	10.7	10.2	11.9	43.2
	DE PALMA Maelle	Echirolles ALE	1991	8.7	11.2	11.9	11.4	43.2
5	FIEVET Maelys	Irigny	2001	9.8	11.4	10.7	11.2	43.1
6	GAUDARD Maureen	Loriol	1999	9.2	10.5	11.6	11.7	43.0
	CUPANI Marine	St Martin d hères	1992	9.6	12.0	10.3	11.1	43.0
8	FORGUES MAYET Edith	Irigny	2001	9.2	11.2	10.7	11.7	42.8
9	VIGNAL Manon	Crolles	1999	9.6	10.1	10.6	12.0	42.3
10	LESCUREUX Tess	Crolles	1997	9.2	11.3	9.4	11.7	41.6
11	INGRASSIA Clara	Villette d Anthon	1999	8.7	10.1	11.3	11.2	41.3
12	DE SOUSA Carine	Jonage	1994	8.1	10.6	10.7	11.5	40.9
13	FUGIER Elodie	Echirolles ALE	1989	9.1	9.6	10.1	11.7	40.5
14	JAUMONET Marie	Jonage	1991	9.5	8.6	10.3	11.9	40.3
	GRILLET Celine	Riorges	1991	9.1	11.7	8.9	10.6	40.3
16	AGHADJANIAN Emma	Villette d Anthon	2000	9.5	10.5	10.0	10.0	40.0
	BRUNEL Jade	St Martin d hères	1994	8.8	10.2	10.0	11.0	40.0
18	TOUREY Ambrine	Riorges	1998	8.6	9.2	10.7	11.0	39.5
19	VASSAS Elea	Privas	2001	8.7	8.8	9.5	11.4	38.4
	GALVIN Sandy	Echirolles ALE	1993	8.2	9.7	10.2	10.3	38.4
21	BRIOT Tess	Privas	2001	8.6	9.7	9.5	10.5	38.3
22	DECLAS Coline	Riorges	1999	9.7	8.1	9.2	11.1	38.1
23	PARIZOT Estelle	Irigny	1996	7.8	9.0	9.9	10.7	37.4
24	BRZEZINSKA Coralie	Loriol	1995	8.8	6.9	10.2	11.3	37.2
25	LALOZ Clemence	Crolles	2000	8.9	8.1	9.2	10.1	36.3
26	JACQUIER Hélène	Loriol	2001	8.9	7.6	10.0	9.6	36.1
27	LAMBERT Alicia	St Martin d hères	1996	9.7	8.1	6.5	11.5	35.8
28	GRANGE Mathilde	Riorges	1998	7.8	8.6	8.7	10.3	35.4
	PRADAUD Céline	Echirolles ALE	1992	7.6	10.7	7.6	9.5	35.4
30	ROBIN Cezanne	Jonage	1997	8.3	8.0	9.6	8.5	34.4







31	MESQUITA Anais	St Martin d hères	1996	8.4	7.2	9.1	9.4	34.1
32	TARIFA Anouk	Villette d Anthon	1999	9.4	0.0	11.2	10.6	31.2
33	IEVA Juliette	Crolles	1997	0.0	11.2	9.5	10.0	30.7
34	AYRAUD Perrine	Privas	1984	0.0	12.1	7.5	10.8	30.4
35	POIGNANT Marion *	Savigny 1 (indiv) (indiv)	1989	8.4	9.9	10.5	0.0	28.8
36	BESSON Jorila	Privas	1987	8.3	9.2	10.0	0.0	27.5
37	GENETTE Mandy	Loriol	2001	8.3	0.0	10.3	7.1	25.7
38	PONDANT Lucie	Villette d Anthon	1998	0.0	6.8	7.7	10.9	25.4
39	BRUNEL Alexandra	Jonage	1995	0.0	10.9	9.4	0.0	20.3
40	BERTRAND Cloe	Crolles	1999	0.0	10.8	9.3	0.0	20.1
41	LOUE Julie	Jonage	1999	0.0	10.4	6.5	0.0	16.9
42	NIERING Léa	Villette d Anthon	2000	0.0	9.4	0.0	0.0	9.4
43	QUINTANA Cloe	Privas	1999	0.0	0.0	0.0	0.0	0.0
	BENAMER LINA	St Martin d hères	2004	0.0	0.0	0.0	0.0	0.0

## 13. MASCULIN NIVEAU2 11 + . SA\_DA (individuels)

### 13.1. Résultats par équipes





	Equipe	Club							Total
1	Jonage	69--E.s.j gymnastique artistique	15.7	22.8	16.9	28.9	18.4	12.7	115.4
2	Savigny	69--A.s.c.savigny	17.4	13.2	11.4	18.5	12.6	10.6	83.7
3	Amplepuis	69--La fraternelle	11.9	8.5	9.2	11.1	9.5	9.3	59.5

### 13.2. Résultats individuels

	Gymnaste	Equipe	Anne e							Total
1	GIUFFRIDA Guillaume	Jonage	1994	9.6	8.9	11.5	10.6	11.4	12.7	64.7
2	ROCHAND Loic *	St Genis les Ollières 1 (indiv) (indiv)	1991	10.4	6.0	10.6	11.6	9.1	12.6	60.3
3	BUTTY Pierrick	Amplepuis	2002	11.9	8.5	9.2	11.1	9.5	9.3	59.5
4	MORELLON Pierrick *	St Genis les Ollières 1 (indiv) (indiv)	1999	9.0	10.2	8.6	10.1	9.0	9.9	56.8
5	ROBERT Damien	Savigny	1997	9.6	9.1	7.0	9.8	8.1	10.6	54.2
6	BILLON GALLAND Maxime	Savigny	1996	7.8	4.1	4.4	8.7	4.5	0.0	29.5
7	LOPEZ Thomas	Jonage	2000	0.0	7.1	5.4	9.1	7.0	0.0	28.6
8	BEAUDIQUEZ Quentin	Jonage	1995	6.1	6.8	0.0	9.2	0.0	0.0	22.1
9	CHRISTOPHLE Rémi	Amplepuis	1991	0.0	0.0	0.0	0.0	0.0	0.0	0.0
	DA SILVA Florian	Amplepuis	1992	0.0	0.0	0.0	0.0	0.0	0.0	0.0
	LEREDOTTE Raphael	Jonage	2001	0.0	0.0	0.0	0.0	0.0	0.0	0.0
	PERRA Laurent	Jonage	1985	0.0	0.0	0.0	0.0	0.0	0.0	0.0
	BESSON Thomas	Savigny	1990	0.0	0.0	0.0	0.0	0.0	0.0	0.0
	FAYOLLE Richard	Savigny	1973	0.0	0.0	0.0	0.0	0.0	0.0	0.0
	MOISAN Fabien	Savigny	1995	0.0	0.0	0.0	0.0	0.0	0.0	0.0

## 14. FEMININ NIVEAU2 11-16 ans . SA\_DA (individuels)

### 14.1. Résultats par équipes

	Equipe	Club					Total
1	Irigny	69--Amicale laique irigny	29.4	34.8	32.8	34.0	131.0
2	Anse	69--Jeunesse ansoise	28.5	29.8	32.6	35.2	126.1
3	Chaponnay	69--Chaponnay gym	28.6	29.9	27.3	33.4	119.2

### 14.2. Résultats individuels

	Gymnaste	Equipe	Annee					Total
1	REY Eden	Irigny	2004	10.8	11.5	11.2	12.0	45.5
2	REBUT Camille	Anse	2000	10.1	10.7	11.1	11.8	43.7
3	GRONDIN Lena	Irigny	2005	10.0	11.3	10.4	10.8	42.5
4	ALLEMAGNE Alexia	Irigny	2003	8.6	12.0	11.2	9.9	41.7
5	CHUZEVILLE Clara	Anse	2000	8.7	9.5	11.0	11.8	41.0
6	ZEIMEN Coralie	Anse	2000	9.7	9.6	10.3	11.3	40.9
7	CREPIEUX Juliette	Chaponnay	2002	9.9	10.3	9.8	10.7	40.7
8	BOUCHILLOU Clara	Chaponnay	2001	10.1	9.6	9.3	11.4	40.4
9	MORTREUX Suzanne	Anse	2000	8.3	9.3	10.5	11.6	39.7
10	BOULEZ Clementine	Irigny	2004	8.3	10.5	8.5	11.2	38.5
11	GUILLET Marie	Chaponnay	2002	8.4	8.1	7.5	11.3	35.3
12	D ALESSANDRO Elsa	Chaponnay	2001	8.6	10.0	7.2	9.4	35.2
13	FERREIRA Clara	Chaponnay	2002	8.2	8.2	8.2	8.1	32.7
14	VIAL Penelope	Irigny	2004	0.0	0.0	0.0	0.0	0.0

## 15. MASCULIN NIVEAU3 11 + . SA\_DA (individuels)

### 15.1. Résultats par équipes







	Equipe	Club							Total
1	Rhodia club	38--Rhodia-Club Gymnastique	34.6	31.5	33.5	31.7	33.6	34.8	199.7
2	Nivolas vermelle	38--Nivolas alep espoir gymnique	33.3	32.9	34.0	30.5	34.0	33.5	198.2
3	Bourg de Thizy	69--Enfants de la trambouze	28.9	18.9	29.4	26.8	28.9	28.1	161.0
4	Givors	69--Independante givors	25.8	21.5	27.0	26.1	29.1	25.3	154.8
5	Tullins	38--La Vaillante	19.9	20.7	15.4	27.7	30.0	28.2	141.9

### 15.2. Résultats individuels







	Gymnaste	Equipe	Anne e							Total
1	QUIBLIER Francois	Rhodia club	1993	11.8	11.6	11.8	9.9	12.1	11.2	68.4
2	PEREZ Kevin	Rhodia club	1994	11.2	9.3	11.7	11.0	10.7	11.8	65.7
	VALOUR Gregory	Nivolas vermelle	1989	11.3	11.1	10.1	10.5	10.9	11.8	65.7
4	MATHEVET Maxence	Nivolas vermelle	1997	10.9	11.0	11.8	10.0	11.8	10.0	65.5
5	AFANASSIEF Axel	Rhodia club	2000	11.6	7.2	9.5	10.8	10.8	11.8	61.7
6	WACHTEL Thomas	Rhodia club	2001	11.0	10.6	9.9	8.8	10.7	10.6	61.6
7	CLOPET Antonin	Rhodia club	1996	10.6	9.1	10.0	8.1	10.3	10.3	58.4
8	PRADEL Robin	Tullins	1996	11.3	5.9	7.4	7.9	10.2	10.4	53.1
	GUILLEMIN Kilian	Givors	1996	8.5	6.1	10.4	8.9	9.8	9.4	53.1
10	ROLLET Mathias	Givors	1996	11.3	6.2	7.9	8.4	9.7	8.8	52.3
11	NARBOUX Nathan	Bourg de Thizy	1997	8.6	4.3	8.8	9.1	10.3	9.4	50.5
12	BROTEL Tristan	Tullins	1995	0.0	10.4	8.0	9.9	11.1	10.5	49.9
13	CARDOSO Dimitri	Givors	1994	6.0	9.2	8.7	8.8	9.6	7.1	49.4
14	LATHUILLERE Hadrien	Bourg de Thizy	1992	10.0	7.3	9.8	9.1	9.5	3.2	48.9
15	BOURASSAUD Julien	Bourg de Thizy	1996	10.3	6.0	10.8	0.0	9.1	11.4	47.6
16	LAURENT Alexandre	Nivolas vermelle	1985	0.0	10.8	10.9	0.0	10.7	11.2	43.6
17	CONTEGAT Jérémie	Nivolas vermelle	2000	0.0	10.4	11.3	0.0	11.3	10.5	43.5
18	FERNANDEZ Marvin	Nivolas vermelle	2001	11.1	4.6	4.9	10.0	8.9	2.5	42.0
19	PONTILLE Stéphane	Bourg de Thizy	1998	7.7	5.6	4.0	8.6	8.1	7.3	41.3
20	JAMONAC Matthias	Tullins	1996	8.6	4.4	0.0	9.9	8.7	7.3	38.9
21	HUET Dominique	Tullins	1964	0.0	0.0	0.0	0.0	0.0	0.0	0.0
	ROBERT Loïc	Givors	2000	0.0	0.0	0.0	0.0	0.0	0.0	0.0

## 16. MASCULIN NIVEAU4 11-18 ans . SA\_DA (individuels)

### 16.1. Résultats par équipes

	Equipe	Club							Total
1	Rhodia club	38--Rhodia-Club Gymnastique	33.2	30.0	33.7	28.8	33.6	28.4	187.7
2	Crolles	38--Gym et rythme crolles	32.5	26.8	28.6	27.5	32.0	28.7	176.1
3	Tullins	38--La Vaillante	30.6	24.5	33.2	26.6	30.6	29.6	175.1
4	Riorges	42--Olympique riorges gymnastique	33.2	24.9	31.1	25.8	30.7	27.6	173.3
5	Pont de Beauvoisin	38--La Sentinelle	31.8	28.8	30.6	27.2	29.8	24.7	172.9

### 16.2. Résultats individuels







	Gymnaste	Equipe	Anne e							Total
1	AFANASSIEF Titouan	Rhodia club	2002	11.2	10.7	11.4	10.3	11.5	10.1	65.2
2	CLARET Hugo	Crolles	2002	10.7	10.3	11.1	9.4	11.2	10.6	63.3
3	DUMAS Gaetan	Rhodia club	2003	11.2	9.8	11.2	9.5	11.0	9.0	61.7
4	BAGA Ludovic	Crolles	2003	11.2	9.6	9.6	9.0	10.6	9.5	59.5
5	CHAVANON Charles	Riorges	2003	10.9	9.3	10.7	8.4	11.2	8.9	59.4
6	CHESNAIS Loan	Pont de Beauvoisin	2002	10.7	9.2	11.2	9.0	10.3	8.7	59.1
7	DURAND Clement	Rhodia club	2001	10.8	7.3	11.1	9.0	11.1	9.3	58.6
8	DUBUS Mael	Tullins	1999	9.8	8.2	11.4	9.0	9.7	10.2	58.3
9	BLANCHET Julian	Riorges	2003	11.1	9.2	10.7	8.9	9.8	8.5	58.2
10	OLIVE Mario	Pont de Beauvoisin	2002	11.2	8.8	9.2	9.3	10.9	8.1	57.5
11	GIRY Lucas	Tullins	2000	10.1	7.4	10.9	8.4	10.1	9.5	56.4
12	PINET Sylvain	Pont de Beauvoisin	2002	9.7	10.8	10.2	8.9	8.6	7.9	56.1
13	LAURIOL Corentin	Rhodia club	2002	8.8	9.5	10.3	8.6	9.7	8.8	55.7
14	NERY Reytchy	Riorges	2004	11.2	6.4	8.7	8.5	9.7	10.2	54.7
15	GABRIELLE Quentin	Tullins	1999	8.0	8.3	10.3	8.6	10.8	8.0	54.0
16	PRADOS Thomas	Crolles	2004	9.6	6.9	7.9	8.9	10.2	7.8	51.3
17	LESTRA Remi	Crolles	2003	10.3	6.4	6.9	9.1	8.6	8.6	49.9
18	COMBAZ Antoine	Riorges	2004	10.9	4.6	9.7	8.0	9.7	6.0	48.9
19	PICHON Thibaut	Tullins	1999	10.7	8.0	0.0	9.0	7.6	9.9	45.2
20	OLLIERIC Mathis	Crolles	2003	10.6	2.9	6.6	8.8	8.2	7.7	44.8
21	GROS Batiste	Pont de Beauvoisin	2001	9.9	8.3	8.2	8.2	6.2	3.7	44.5
22	SIMONI DARMET Hugo	Riorges	2004	9.9	6.0	5.5	7.5	1.5	7.0	37.4
23	BAJAT Mathis	Tullins	2000	9.3	0.0	10.9	8.2	8.5	0.0	36.9

## 17. MASCULIN NIVEAU1 11 + . SA\_DA (individuels)

### 17.1. Résultats par équipes

	Equipe	Club							Total
1	Vaugneray	69--Union sportive de l'ouest lyonnais	16.9	15.9	29.4	20.9	18.1	15.6	116.8







### 17.2. Résultats individuels

	Gymnaste	Equipe	Anne e							Total
1	PONVIANNE Pierre	Vaugneray	1993	7.3	7.0	10.3	10.5	9.7	8.1	52.9
2	GAILLARD Florent	Vaugneray	1989	9.6	8.9	10.6	10.4	8.4	0.0	47.9
3	PONCIN Emeric	Vaugneray	1991	0.0	0.0	8.5	0.0	0.0	7.5	16.0
4	PAPOT Cédric	Vaugneray	1987	0.0	0.0	0.0	0.0	0.0	0.0	0.0









## 18. MASCULIN NIVEAU3 11-18 ans . SA\_DA (individuels)

### 18.1. Résultats par équipes

	Equipe	Club							Total
1	Pont de Beauvoisin	38--La Sentinelle	32.4	25.1	31.1	28.4	32.8	32.4	182.2
2	St Genis les Ollières	69--Entente St genoise	28.5	24.5	23.9	26.3	25.3	27.0	155.5

### 18.2. Résultats individuels

	Gymnaste	Equipe	Annee							Total
1	BIMMEL Luc	Pont de Beauvoisin	1998	10.6	8.3	10.8	8.8	11.1	10.6	60.2
2	CHOIRAT Rémi	Pont de Beauvoisin	1999	10.4	7.5	9.7	9.3	11.1	10.4	58.4
3	DREUX Justin	St Genis les Ollières	2001	11.5	7.7	8.6	8.4	8.0	9.1	53.3
4	MARTIN LUCAS *	VAUGNERAY	1999	10.3	6.7	8.6	9.1	10.2	8.1	53.0
5	JOUSSE Foucault	St Genis les Ollières	2001	8.2	8.0	8.0	9.0	9.2	9.3	51.7
6	LEVICONTE Evann	Pont de Beauvoisin	2002	11.4	7.2	10.6	10.3	10.6	0.0	50.1
7	HUMBERT Thibaud	Pont de Beauvoisin	1999	0.0	9.3	9.3	8.8	9.8	11.4	48.6
8	GIZOLME Martin	St Genis les Ollières	2002	8.8	8.8	5.9	8.7	7.2	8.6	48.0
9	MOUILLET Leonard	St Genis les Ollières	2000	5.4	5.9	7.3	8.6	8.1	8.5	43.8
10	MOISSONNIER Cedric	St Genis les Ollières	2000	0.0	0.0	0.0	0.0	0.0	0.0	0.0