

Résultats de la compétition

Region

Laverune





4/5 mars 2017

1. FEMININ NIVEAU6 11 + . SA_DA (individuels)

1.1. Résultats par équipes

	Equipe	Club					Total
1	Bedarieux	34--Ass club athletique bedaricien gym	32.5	35.2	37.8	36.2	141.7
2	Montpellier MUC	34--MUC GYM	34.1	34.1	37.5	35.9	141.6
3	Vauvert	30--Vauvert energym club	34.1	32.8	36.0	34.4	137.3
	St Estève	66--Gym club st esteve	27.6	34.7	36.1	38.9	137.3
5	St Chély	48--Gym club barraban	30.2	33.1	36.6	36.7	136.6
6	Laverune	34--Gymnastique foyer rural laverune	33.1	35.9	34.9	32.1	136.0
7	Castelnau le lez	34--GSL34.com - Castelnau le Lez	31.3	32.3	34.8	36.7	135.1
8	Bram	11--Assoc.sportive La Patriote Bram	31.6	33.4	34.0	35.8	134.8
9	Ceret	66--Céret gym club	28.4	32.8	36.2	35.7	133.1
10	Mende	48--Atout sportmendois	29.9	28.8	35.1	30.4	124.2





1.2. Résultats individuels

	Gymnaste	Equipe	Annee					Total
1	LABRUYÈRE Léa	Vauvert	1999	8.9	9.6	9.7	9.5	37.7
2	SINTES Shauna	Montpellier MUC	2000	8.4	9.7	9.8	9.1	37.0
3	FRAGUAS Flora	Bedarieux	2004	9.0	9.8	8.9	9.1	36.8
4	GUIZARD Vaosolo	Montpellier MUC	1994	8.8	8.9	9.7	9.1	36.5
5	RAFFEL Lucie	St Estève	2004	7.8	9.6	9.1	9.8	36.3
6	MEYNIER Laura	St Chély	2000	7.7	9.2	9.8	9.2	35.9
	DIOP Selly	Mende	2004	8.7	9.2	9.8	8.2	35.9
8	GALIBERT Jeanne	Laverune	2004	8.6	9.2	8.4	9.2	35.4
	BARDEAUX Samantha	Bram	2003	7.8	9.2	9.7	8.7	35.4
10	AGUILAR Sonia	Ceret	1999	7.3	8.9	9.3	9.7	35.2
11	MARTIN Elisa	Bedarieux	2000	7.4	9.0	9.5	9.2	35.1
12	DELMAS Eloane	Laverune	2003	7.6	9.0	8.9	9.5	35.0
13	BLANC Celia	Bedarieux	2002	8.0	8.1	9.4	9.2	34.7
14	AGULLO MaËllys	Bedarieux	2002	8.1	8.3	9.4	8.7	34.5
15	GUIHAUMON Lea	Laverune	2003	8.7	8.8	8.7	8.1	34.3
	GOUT Julia	Castelnau le lez	2000	7.6	9.0	8.9	8.8	34.3
17	ROBERT Natalia	Montpellier MUC	2004	8.3	8.3	8.7	8.9	34.2
18	CORDOBA Céline	Castelnau le lez	2001	8.3	7.2	8.7	9.7	33.9
	CHAUVET Alisson	St Chély	1999	7.1	8.5	8.8	9.5	33.9
	SABATON Marilou	Vauvert	2005	8.7	7.7	8.7	8.8	33.9
	VERTRAY Mathilde	St Estève	2002	6.0	9.1	9.2	9.6	33.9
22	AMBERT Carlyne	St Chély	2002	8.7	7.4	8.8	8.8	33.7
	GAUTHIER Océane	Vauvert	2003	7.5	8.9	8.8	8.5	33.7
24	BEAUVAIS Noémie	Montpellier MUC	2003	8.6	6.7	9.3	8.8	33.4
25	GOUT Marie	Castelnau le lez	2000	7.5	8.6	8.7	8.5	33.3
	PICOT Sophie-hélène	Bram	2002	7.3	8.9	8.5	8.6	33.3
27	PEREZ Mathilde	St Estève	2002	5.9	8.4	8.8	10.0	33.1
28	JORQUERA Anissa	Bedarieux	2002	7.1	7.7	9.5	8.4	32.7
29	PICOT Bénédicte	Bram	2003	8.4	7.4	7.3	9.3	32.4
	FAISANS Radha	Ceret	2000	7.2	7.4	8.9	8.9	32.4
31	DEGRE Océane	Bram	1999	8.1	7.9	7.6	8.6	32.2
32	PEREZ Estelle	Ceret	2002	6.9	8.9	8.4	7.9	32.1





33	MEIZONNET Julia	Vauvert	2005	9.0	6.6	8.8	7.6	32.0
	CHILLARD Jeanne	Bedarieux	2002	7.0	7.4	9.1	8.5	32.0
35	DAUSET Margot	St Estève	2002	6.8	6.5	9.0	9.5	31.8
36	CASADEMONT MéliSSa	Ceret	2000	7.0	7.6	9.1	8.0	31.7
37	HERETER Clara	Montpellier MUC	2001	7.6	7.2	8.7	8.1	31.6
38	AGULHON Laurie	Mende	2000	7.0	7.2	8.6	8.2	31.0
39	CORDOBA Héloïse	Castelnau le lez	1999	7.4	7.5	7.8	8.2	30.9
40	CREPIN Louane	St Estève	2003	6.8	7.6	7.2	8.6	30.2
41	VALES Candice	Castelnau le lez	1999	6.9	6.8	7.0	9.3	30.0
42	FERRIERE Marlène	Bram	2001	7.1	5.0	8.2	9.2	29.5
43	MASSIEVA Dana	Mende	2003	6.9	6.2	8.4	7.4	28.9
44	LORETTE Jeanne	St Chély	2000	6.3	6.5	9.0	7.0	28.8
45	HAYDN Adèle	St Estève	1999	6.2	5.4	8.8	8.2	28.6
46	PETITJEAN Noëlie	Mende	2001	7.3	6.2	8.3	6.6	28.4
47	FAURE Marianne	Montpellier MUC	2002	6.8	5.6	6.8	8.8	28.0
48	BONNET Adélie	St Chély	2003	6.7	4.6	6.3	9.2	26.8
49	MEDJABI Yaelle	Laverune	2004	7.4	5.5	8.2	5.3	26.4
50	VALLADIER Maelys	Laverune	2004	8.2	8.9	8.9	0.0	26.0
51	WIATR Lou	Castelnau le lez	2003	7.9	0.0	8.5	8.9	25.3
52	DELMONTE Lénie	Ceret	1999	0.0	6.7	8.9	9.1	24.7
53	MASSIEVA Lilda	Mende	2001	6.2	4.0	5.5	4.3	20.0
54	LISABEAUT Margot	St Chély	2004	0.0	8.0	9.0	0.0	17.0
55	DUBARRY Lelia	Laverune	2004	0.0	0.0	0.0	0.0	0.0
	BICHON Sarah	Bram	1999	0.0	0.0	0.0	0.0	0.0
	QUET Stacy	Vauvert	2003	0.0	0.0	0.0	0.0	0.0
	LAURENT Naomy	Mende	2002	0.0	0.0	0.0	0.0	0.0
	ROQUE Fanny *	Ceret 1 (indiv) (indiv)	1999	0.0	0.0	0.0	0.0	0.0

2. FEMININ NIVEAU7 11 + . SA_DA (individuels)

2.1. Résultats par équipes

	Equipe	Club					Total
1	Clapiers	34--Gymnastique Artistique Clapieroise	29.8	34.7	34.9	35.7	135.1
2	Uzes	30--Club de gymnastique uzetia	28.8	35.1	36.1	34.7	134.7
3	Cabestany 1	66--Coc gymnastique	28.8	33.9	34.9	34.4	132.0
4	Perpignan 2	66--Uscm	28.7	33.5	34.7	34.8	131.7
5	Castelnau le lez	34--GSL34.com - Castelnau le Lez	28.0	32.5	35.3	35.8	131.6
6	Ceret	66--Céret gym club	27.4	33.0	35.8	34.3	130.5
7	Marvejols	48--Gymnastique sportive marvejolaise	29.7	30.8	35.3	34.5	130.3
8	Cabestany 2	66--Coc gymnastique	27.3	33.4	34.4	33.7	128.8
9	St Chély	48--Gym club barraban	28.1	30.1	32.0	35.9	126.1
10	Vauvert	30--Vauvert energym club	27.1	30.9	33.2	31.6	122.8





2.2. Résultats individuels

	Gymnaste	Equipe	Annee					Total
1	CHALEIL Morgane	St Chély	2003	7.3	8.7	9.2	9.2	34.4
2	PLA Camille	Perpignan 2	2002	7.7	8.3	8.9	9.0	33.9
	BERAS Salomé	Uzes	2002	7.0	8.9	9.1	8.9	33.9
4	CARITG Emma	Ceret	2003	7.1	8.9	9.3	8.5	33.8
5	PERHERIN Tess	Clapiers	2004	7.2	9.3	8.6	8.6	33.7
6	BRAHINI Deynia	Uzes	2003	7.1	9.2	9.0	8.3	33.6
	TURC Pauline	Marvejols	2001	8.0	8.1	8.9	8.6	33.6
8	JOTTRAS Santi	Castelnau le lez	2002	7.0	9.0	8.7	8.8	33.5
9	NIFOSI Inés	Ceret	2003	6.8	8.6	8.9	9.0	33.3
10	SOL Aude	Perpignan 2	2001	7.1	8.7	8.5	8.9	33.2
	GUIRAUD Léna	Uzes	2005	7.9	7.7	9.1	8.5	33.2
	CAUQUIL Marine	Clapiers	2002	6.9	8.3	9.0	9.0	33.2
	TROCELLIER Alicia	Marvejols	2005	7.2	8.2	8.9	8.9	33.2
14	JAMPY Léa	Cabestany 2	2003	6.7	9.0	8.9	8.5	33.1
	DEGOUTE Lana	Cabestany 1	2004	7.6	7.7	8.8	9.0	33.1
	POURIEL Alisson	Castelnau le lez	2004	6.4	8.7	9.1	8.9	33.1
	RIETH Marine	Clapiers	2004	8.2	7.3	8.7	8.9	33.1
	SAQUE Océane	Ceret	2003	7.0	8.3	9.0	8.8	33.1
19	NETILLARD Maelle	Clapiers	2005	7.5	8.4	8.3	8.8	33.0
20	DUPLAS Lisa	Cabestany 1	2003	6.9	9.3	8.7	8.0	32.9
21	COSTA GOMEZ Sophie	Perpignan 2	2002	7.7	8.2	8.4	8.4	32.7
	BOISSONNADE Solène	Cabestany 1	2004	6.6	8.2	9.0	8.9	32.7
	ROUSSEL Chloe	Uzes	2002	6.7	8.1	8.9	9.0	32.7
24	ROBLES Morganne	Cabestany 2	2005	6.6	8.8	8.7	8.2	32.3
25	BONNAL Pauline	St Chély	2003	6.5	8.4	8.5	8.8	32.2
26	SALVAT Alysson	Cabestany 2	2002	6.9	8.2	8.4	8.6	32.1
	BELLEE Carla	Castelnau le lez	2001	7.1	7.2	8.5	9.3	32.1
	MOULIN Manon	Marvejols	2005	7.0	7.8	8.6	8.7	32.1
29	HERMET Solene	Uzes	2002	6.8	8.9	8.5	7.8	32.0
30	SOUCAS Emmy	Cabestany 1	2002	7.5	8.6	8.3	7.5	31.9

31	LADET Charlotte	Castelnau le lez	2001	7.3	6.7	9.0	8.8	31.8
	MEGUELLAH Sabria	Vauvert	2004	6.7	8.9	8.4	7.8	31.8
33	VIREBAYRE Jade	Vauvert	2003	7.3	7.3	8.8	8.2	31.6
34	PLA Melanie	Perpignan 2	2000	6.2	8.3	8.5	8.5	31.5
	MURCIA Wendy	Cabestany 1	2002	6.8	7.8	8.4	8.5	31.5
36	PONS Clarisse	Clapiers	2004	6.3	8.7	7.9	8.4	31.3
37	BOXERO Jade	Cabestany 2	2004	7.1	7.4	8.2	8.4	31.1
38	PARIS Maeva	Marvejols	2003	7.1	6.7	8.9	8.3	31.0
39	RODRIGEZ Isis	Vauvert	1999	6.5	7.4	8.3	8.4	30.6
	CORDELLE PALMERINI Joline	Clapiers	2004	5.4	7.6	8.6	9.0	30.6
41	BORDES Caroline	St Chély	2004	6.6	6.7	8.0	9.0	30.3
42	MARTIN Jade	Ceret	2002	6.5	7.2	8.6	7.9	30.2
43	CHAMEYRAT Louise	Perpignan 2	2001	5.8	7.3	8.8	8.1	30.0
44	VIALLETON Margot	Marvejols	2002	7.4	6.1	8.4	7.9	29.8
45	SALES Cassandra	Castelnau le lez	2002	6.4	7.6	8.3	7.3	29.6
46	GONTHIER Emma	Ceret	2002	6.2	7.2	8.1	8.0	29.5
47	ROQUES Océane	Cabestany 2	2004	6.3	6.8	8.4	7.9	29.4
48	DENOUEL Margot	St Chély	2005	7.7	6.3	6.3	8.9	29.2
49	DACHICOURT Ina	Marvejols	2005	6.7	6.4	7.7	8.3	29.1
50	ALVAREZ Maelys	Castelnau le lez	2003	6.6	6.7	7.0	8.5	28.8
	TONIN Eba	Vauvert	2004	6.6	7.3	7.7	7.2	28.8
52	LEVEUGLE Florine	Uzes	2000	6.1	6.5	7.9	7.5	28.0
53	DELORME Marion	St Chély	2003	4.3	5.2	5.4	4.1	19.0
54	SENTUNE Chloé	Perpignan 2	2000	0.0	0.0	0.0	0.0	0.0
	LANFREY Victoria	Cabestany 2	2002	0.0	0.0	0.0	0.0	0.0
	CAMPS Lilou	Cabestany 1	2004	0.0	0.0	0.0	0.0	0.0
	LE PENVEN Eléna	Ceret	2004	0.0	0.0	0.0	0.0	0.0

3. FEMININ NIVEAU5 11-15 ans . SA_DA (individuels)

3.1. Résultats par équipes

	Equipe	Club					Total
1	Cabestany	66--Coc gymnastique	34.5	41.0	38.2	39.8	153.5
2	Perpignan	66--Uscm	33.7	40.0	38.4	39.1	151.2
3	Castelnau le lez	34--GSL34.com - Castelnau le Lez	34.1	38.8	39.3	37.2	149.4
4	Nimes Costieres	30--Gym nimes costieres	33.0	37.1	39.3	38.4	147.8
5	Pignan	34--Ass club gym choc	32.6	39.3	36.5	37.9	146.3
6	Bedarieux	34--Ass club athletique bedaricien gym	32.3	37.8	37.8	38.0	145.9
7	Uzes	30--Club de gymnastique uzetia	31.5	37.4	37.5	37.5	143.9
	Clapiers	34--Gymnastique Artistique Clapieroise	32.1	38.6	36.3	36.9	143.9
9	Marvejols	48--Gymnastique sportive marvejolaise	31.3	30.5	34.8	36.2	132.8
10	Bram	11--Assoc.sportive La Patriote Bram	28.9	25.7	35.2	34.9	124.7





3.2. Résultats individuels

	Gymnaste	Equipe	Annee					Total
1	GOUEDARD Clara	Cabestany	2005	9.1	10.3	10.2	9.5	39.1
2	LEBLANC Ilyona	Perpignan	2005	8.5	10.2	10.0	10.1	38.8
3	GARCIA Estelle	Cabestany	2002	8.5	10.1	8.9	10.4	37.9
4	NOYER Emilie	Castelnau le lez	2005	8.3	9.4	10.3	9.8	37.8
	HERIZI Imane	Nimes Costieres	2004	8.5	10.0	9.8	9.5	37.8
	GOURBEILLE Clara	Pignan	2003	8.9	10.0	9.8	9.1	37.8
7	LATREILLE Assia	Cabestany	2002	8.1	10.1	9.2	10.3	37.7
8	FOUKANI Anna	Castelnau le lez	2004	9.4	9.8	8.8	9.5	37.5
9	CHALMIN Carla	Cabestany	2002	8.4	10.0	9.3	9.6	37.3
10	FONTAS Noémie	Perpignan	2005	7.6	10.2	9.7	9.6	37.1
11	BRAU Camille	Nimes Costieres	2001	8.2	8.7	10.3	9.8	37.0
12	PACULL VILLA Cyrielle	Perpignan	2003	8.1	9.7	9.4	9.7	36.9
	DULOUE Anais	Castelnau le lez	2004	8.6	9.9	9.7	8.7	36.9
14	BAUDRY Axelle	Cabestany	2004	8.5	10.1	9.5	8.7	36.8
	VERDHELLAN EMMA	Clapiers	2004	8.3	9.9	9.0	9.6	36.8
16	MC GROGAN Zoe	Perpignan	2005	8.1	9.6	9.3	9.7	36.7
	DELLOUVE Chloé	Pignan	2003	7.8	10.3	8.8	9.8	36.7
18	PONCET Julie	Uzes	2003	8.8	9.4	8.8	9.4	36.4
19	ROUSSEAU Jade	Perpignan	2005	8.8	9.0	9.3	9.2	36.3
20	CAPDEVILLE Ambre	Bedarieux	2001	8.0	9.3	9.5	9.4	36.2
21	POUJADE BERTRAND Maeva	Castelnau le lez	2004	7.4	9.7	9.8	9.2	36.1
	CUTILLAS AnaËle	Bedarieux	2004	8.0	9.7	9.2	9.2	36.1
23	BOMTEMPS Elise	Pignan	2001	8.1	9.5	8.9	9.4	35.9
24	TORRES PEREIRA Mariana	Perpignan	2005	8.3	9.9	8.7	8.9	35.8
25	CHAILA Chloe	Nimes Costieres	2002	8.4	8.6	9.3	9.4	35.7
	CASSAN Marion	Pignan	2001	7.8	9.5	9.0	9.4	35.7

27	QUINONERO Ninon	Uzes	2004	8.1	8.9	9.2	9.4	35.6
	CADENAT Faustine	Bedarieux	2004	8.1	9.5	8.6	9.4	35.6
29	VILLEGAS Leane	Clapiers	2005	8.4	9.8	8.8	8.5	35.5
30	GUERIN Malia	Uzes	2005	7.1	9.5	9.7	9.1	35.4
	VIGNE Coline	Marvejols	2002	8.6	8.8	8.6	9.4	35.4
32	BROCARD Carla	Bedarieux	2002	8.2	7.9	9.8	9.4	35.3
33	AMAT Manon	Castelnau le lez	2004	7.8	9.2	9.5	8.7	35.2
	SCANZI Leonie	Bedarieux	2002	7.4	9.3	9.3	9.2	35.2
35	PARIS Charline	Nimes Costieres	2003	7.9	8.6	9.2	9.4	35.1
36	TRICOT Laetitia	Clapiers	2003	7.8	8.9	9.0	8.9	34.6
37	REYNIER Mégane	Uzes	2002	6.6	9.6	8.5	9.6	34.3
38	LHOSTE Noee	Clapiers	2004	7.6	8.7	8.9	9.0	34.2
39	DEROUBAIX Lea	Bedarieux	2001	8.0	8.7	7.6	9.8	34.1
40	PORWITT Pauline	Nimes Costieres	2003	7.3	7.5	9.2	9.7	33.7
41	LATIL Jade	Uzes	2001	7.5	7.9	9.8	8.3	33.5
42	TARBOURIECH Clara	Pignan	2001	7.7	8.1	8.3	9.3	33.4
43	CASTAN Cloé	Marvejols	2003	7.4	8.2	8.1	9.4	33.1
44	HOMMEL Flora	Bram	2005	6.7	7.8	9.5	9.0	33.0
45	REYNES Margaux	Bram	2004	7.4	8.0	8.7	8.4	32.5
46	CASTILLO Meline	Clapiers	2005	7.5	7.6	9.4	7.4	31.9
47	RODRIGUES Estelle	Marvejols	2001	7.5	6.3	9.5	8.5	31.8
48	GAMBIER Maïlys	Marvejols	2003	7.7	6.0	8.6	8.9	31.2
49	DIOT LAFFONT Elisa	Bram	2003	7.6	7.5	7.3	8.6	31.0
50	CRISPYN Célia	Bram	2004	7.2	2.4	9.7	8.9	28.2
51	CLOITRE Camille	Clapiers	2003	0.0	10.0	8.0	9.4	27.4
52	ROUSSET Chloé	Marvejols	2001	7.5	4.1	7.2	8.1	26.9
53	FONTANILLES Mélany	Marvejols	2002	6.2	7.2	5.3	7.5	26.2
54	BRUNEL Flavie	Bram	2004	6.7	0.0	6.5	7.6	20.8
55	MIHOUB-CORTES Clara	Nimes Costieres	2003	0.0	9.8	9.9	0.0	19.7
56	SISQUEILLE Chloë	Cabestany	2002	0.0	10.5	0.0	0.0	10.5

4. FEMININ NIVEAU8 11 + . SA_DA (individuels)

4.1. Résultats par équipes





	Equipe	Club					Total
1	Perpignan	66--Uscm	29.2	33.2	33.3	35.7	131.4
2	Castelnau le lez	34--GSL34.com - Castelnau le Lez	28.4	35.5	33.4	33.9	131.2
3	St Estève	66--Gym club st esteve	26.4	31.2	34.8	36.2	128.6
4	Uzes	30--Club de gymnastique uzetia	26.8	32.2	30.3	32.1	121.4

4.2. Résultats individuels



	Gymnaste	Equipe	Annee					Total
1	LAFFARGUE Marie	Castelnau le lez	2003	7.1	9.1	8.9	8.6	33.7
2	SANTANACH Justine	Perpignan	2003	7.6	8.5	8.6	8.9	33.6
3	MAURIES Victoire	Perpignan	2004	7.8	8.6	8.0	8.9	33.3
4	HUMEAU Vaimiti	Perpignan	2004	7.7	8.1	8.4	8.9	33.1
	SIEDEL Lilou	Castelnau le lez	2005	8.2	8.5	8.1	8.3	33.1
6	VIDAL Maréva	St Estève	2001	7.0	7.6	8.6	9.3	32.5
7	SOMBIA IV Ketsia	Castelnau le lez	2004	6.5	8.9	8.1	8.7	32.2
8	RECOULES Maëla	Castelnau le lez	2004	6.6	9.0	8.2	8.3	32.1
9	MARQUEFAVE Eléonore	St Estève	2003	6.8	7.9	8.2	9.1	32.0
10	CAPPELE Loane	Uzes	2003	6.8	8.3	8.3	8.5	31.9
11	RIVERO Marine	St Estève	2003	5.8	8.1	8.9	9.0	31.8
12	PERON Margaux	Castelnau le lez	2003	6.5	8.2	8.2	8.3	31.2
13	GUIRAO Manon	St Estève	2001	6.3	7.6	8.4	8.8	31.1
14	CAMPOS Juliette	Perpignan	2003	6.1	8.0	8.2	8.4	30.7
15	BON CLARISSE	Uzes	2004	6.7	8.2	7.2	8.1	30.2
16	FARNER ALBANE	Uzes	2004	6.8	8.0	7.4	7.6	29.8
17	DUBREUIL OUMIE	Uzes	2005	6.5	7.7	7.2	7.9	29.3
18	POMAREDE Fleur- blandine	St Estève	2001	6.3	6.7	8.9	7.1	29.0
19	MAESTRI SAVE LEA	Uzes	2004	6.2	7.4	7.4	6.8	27.8
20	GIL Inès *	St Estève 1 (indiv) (indiv)	2001	5.4	7.5	6.1	7.1	26.1
21	TAGNERES Camille	St Estève	2003	5.2	3.5	8.3	8.8	25.8
22	BOUTS Emeline	Perpignan	2000	0.0	7.3	8.1	9.0	24.4
23	BOURAKI Aliya	Perpignan	2003	0.0	0.0	0.0	0.0	0.0
	RIBOT FAUSTINE	Uzes	2003	0.0	0.0	0.0	0.0	0.0
	CARTIER Perle *	Marvejols 1 (indiv) (indiv)	2003	0.0	0.0	0.0	0.0	0.0

5. FEMININ NIVEAU5 11 + . SA_DA (individuels)

5.1. Résultats par équipes

	Equipe	Club					Total
1	Perpignan 2	66--Uscm	33.7	40.2	37.6	38.6	150.1
2	Perpignan 1	66--Uscm	33.2	38.5	36.7	38.8	147.2
3	Laverune 1	34--Gymnastique foyer rural laverune	33.5	38.7	35.6	38.5	146.3
4	Castelnau le lez	34--GSL34.com - Castelnau le Lez	33.4	36.1	35.4	40.0	144.9
5	Cabestany	66--Coc gymnastique	31.4	39.7	35.7	37.9	144.7
6	Montpellier MUC	34--MUC GYM	33.7	36.6	34.6	39.1	144.0
7	Pignan	34--Ass club gym choc	31.4	37.6	35.9	38.0	142.9
	Ceret	66--Céret gym club	32.6	35.0	36.5	38.8	142.9





5.2. Résultats individuels

	Gymnaste	Equipe	Annee					Total
1	DEMAILLE Séverine	Perpignan 2	1989	8.8	9.9	9.9	9.9	38.5
2	ANDREO Manon	Laverune 1	1996	9.2	9.7	9.1	10.2	38.2
3	CROUZET Laurie	Laverune 1	2001	8.4	10.1	9.1	10.1	37.7
4	MC GROGAN Margaux	Perpignan 2	2001	8.2	10.3	9.8	9.3	37.6
5	ROQUES Anae	Castelnau le lez	2003	8.0	9.5	9.5	10.2	37.2
6	PAPERREUX Maryne	Montpellier MUC	1996	8.7	9.4	8.9	10.0	37.0
7	CAMBOULAS Lara	Pignan	2000	8.1	9.7	9.3	9.8	36.9
8	KAZANDJIAN Elisa	Perpignan 1	2002	8.0	9.7	9.4	9.7	36.8
	NOLLEVALLE Lauren	Cabestany	2001	7.9	10.3	8.8	9.8	36.8
10	FERROLI Krystal	Perpignan 1	2002	8.7	9.5	8.4	9.9	36.5
	WINCKEL Mœe	Ceret	2003	8.4	9.8	9.1	9.2	36.5
12	MORGADO Daniela	Perpignan 1	2003	8.4	9.3	9.4	9.3	36.4
	DELMAS Manon	Cabestany	2001	8.1	9.4	9.1	9.8	36.4
	VILLESSECHE Audrey	Pignan	1994	8.0	9.1	9.3	10.0	36.4
15	CARROLAGGI Léa	Montpellier MUC	1998	8.2	9.4	9.0	9.7	36.3
16	CASSAN Chloe	Perpignan 2	1997	7.8	9.8	8.7	9.8	36.1
17	LEJEAU Sandie	Perpignan 2	1990	8.1	10.0	9.2	8.6	35.9
18	COTTRET Salomé	Castelnau le lez	2005	8.8	8.0	9.0	9.9	35.7
19	BARATE Audrey	Perpignan 1	2000	8.0	9.9	9.3	8.4	35.6
	RANC Axelle	Cabestany	2002	7.5	9.9	8.8	9.4	35.6
	CHAPIRON Clothilde	Castelnau le lez	2004	7.4	9.6	8.5	10.1	35.6
	PLANCHON Abiba	Montpellier MUC	1995	8.3	9.2	8.2	9.9	35.6
23	TORRES PEREIRA Cécilia	Perpignan 1	2002	7.9	9.4	8.6	9.6	35.5
24	KIESELE Clara	Perpignan 1	2001	8.1	9.2	8.5	9.6	35.4
25	HERBERT Juliet	Ceret	1995	8.0	9.2	9.3	8.8	35.3
26	LACROIX Emeline	Ceret	1998	8.3	8.0	8.8	10.1	35.2
27	SERDANE Rachel	Perpignan 2	2000	8.0	10.0	7.5	9.6	35.1
	CORONES Cléo	Castelnau le lez	2004	8.4	8.5	8.4	9.8	35.1
29	CHAILLOU Marie	Pignan	1998	8.3	9.9	8.1	8.7	35.0
30	MORVILLIERS Camille	Montpellier MUC	1997	8.5	8.6	8.5	9.3	34.9
31	CHINI Solène	Cabestany	2000	7.8	9.5	8.6	8.9	34.8
32	TARBOURIECH Carrie	Pignan	2000	7.0	8.9	9.2	9.5	34.6
33	CARDONA Aurelie	Laverune 1	1989	6.9	9.8	9.4	8.4	34.5





34	GIBAUT Inessa	Castelnau le lez	2004	8.2	8.5	8.2	9.5	34.4
35	MARTIN Théana	Cabestany	2001	7.4	10.0	8.4	7.9	33.7
	VIESSIERE Erika	Cabestany	2003	7.6	9.3	9.0	7.8	33.7
	CASANOVA Lizzy	Ceret	2001	7.7	8.0	9.3	8.7	33.7
38	MABILLY Lorely	Laverune 1	1997	7.5	9.0	7.2	9.7	33.4
39	LELOUP ESTELLE	Laverune 1	1994	7.9	9.1	7.7	8.4	33.1
	GERMAIN Thea	Laverune 1	2001	8.0	8.6	8.0	8.5	33.1
41	BERTHOLLIER Anne sophie	Perpignan 2	1994	8.6	8.1	7.7	8.5	32.9
42	FABRE Romane	Montpellier MUC	2001	7.5	7.6	7.7	9.5	32.3
43	TRICHET Elise	Montpellier MUC	2000	7.6	7.9	6.4	9.4	31.3
44	VOLDOIRE Julie	Ceret	2001	7.8	5.2	8.0	9.4	30.4
45	TEIXIDO Inès	Ceret	2001	7.9	0.6	8.6	10.1	27.2
46	DE FIRMAS Fanny	Castelnau le lez	2003	7.1	6.2	5.7	8.1	27.1
47	LOUBET Oriane	Pignan	2000	0.0	0.0	0.0	0.0	0.0
	SAQUE Célia *	Ceret 1 (indiv) (indiv)	2002	0.0	0.0	0.0	0.0	0.0

6. FEMININ NIVEAU5 14-18 ans . SA_DA (individuels)

6.1. Résultats par équipes





	Equipe	Club					Total
1	Perpignan	66--Uscm	33.0	39.0	38.3	38.2	148.5
2	Cabestany	66--Coc gymnastique	33.3	38.6	38.0	38.1	148.0
3	Montpellier MUC	34--MUC GYM	31.8	37.5	37.8	38.7	145.8

6.2. Résultats individuels

	Gymnaste	Equipe	Annee					Total
1	CHAVANIEU Mahaud	Montpellier MUC	2000	8.0	9.7	9.8	9.6	37.1
2	NEVEJANS Salomé	Cabestany	2000	7.9	9.8	9.9	9.3	36.9
3	PENEAU Coraline	Cabestany	1998	8.9	9.6	8.8	9.5	36.8
	MERIC Louise	Montpellier MUC	2000	8.1	9.4	9.4	9.9	36.8
5	DUSSERT Carla	Montpellier MUC	2001	8.1	9.4	9.3	9.9	36.7
6	SERRA Oxana	Perpignan	2001	7.7	9.3	9.9	9.7	36.6
7	GARCERIES Océane	Cabestany	2001	7.8	10.2	9.7	8.7	36.4
	HERINGUEZ Chloé	Cabestany	1999	8.5	9.0	9.6	9.3	36.4
9	DARBON Marine	Perpignan	2002	8.8	10.0	8.4	9.1	36.3
10	FONTAS Vanessa	Perpignan	2002	8.0	9.9	8.8	9.4	36.1
11	SEGUINO Manon	Perpignan	1998	7.3	8.4	9.9	9.9	35.5
12	TONON Romane	Perpignan	1999	7.2	9.8	9.7	8.2	34.9
	MARTINEZ Lisa	Montpellier MUC	2000	7.3	9.0	9.3	9.3	34.9
14	MOYEMONT Flavie	Perpignan	2001	8.5	8.2	8.6	9.2	34.5
15	CHALOIN Adèle	Montpellier MUC	2001	7.6	8.9	8.2	9.1	33.8
16	BOISSONNADE Camille	Cabestany	2000	8.0	7.1	7.2	10.0	32.3
17	KALTZ Flora	Montpellier MUC	2002	6.5	7.5	8.4	9.3	31.7
18	CARRICO Alexia	Cabestany	1998	0.0	0.0	0.0	0.0	0.0

7. FEMININ NIVEAU6 14-18 ans . SA_DA (individuels)

7.1. Résultats par équipes





	Equipe	Club					Total
1	Sivom	34--Sivom les sablieres	34.0	35.8	38.2	37.0	145.0
2	Perpignan	66--Uscm	32.7	35.1	35.8	35.8	139.4
3	Montpellier MUC	34--MUC GYM	31.7	29.6	35.1	34.5	130.9

7.2. Résultats individuels





	Gymnaste	Equipe	Annee					Total
1	VALDERRAMA Elisa	Sivom	2000	8.9	9.7	9.7	9.5	37.8
2	TIBERIO Wendy	Sivom	2001	8.1	9.3	9.7	9.3	36.4
3	FELLOT Lauréva	Sivom	1999	8.5	9.3	9.5	9.0	36.3
4	PLA Julie	Perpignan	2002	8.0	9.2	8.7	9.7	35.6
5	MORGADO Cristiana	Perpignan	2001	8.7	8.8	8.8	8.8	35.1
6	JOSEPH Fyona	Sivom	2000	8.3	7.5	8.7	9.2	33.7
7	ASSIE Alice	Montpellier MUC	2002	9.0	6.9	9.3	8.4	33.6
8	TORRES PEREIRA Andreia	Perpignan	2002	7.8	9.0	8.8	7.4	33.0
9	MONTSERRAT Julia	Perpignan	2001	6.7	8.1	9.5	8.5	32.8
10	BOYER Garance	Montpellier MUC	2002	8.1	7.6	8.4	8.6	32.7
11	GRANIER Claire	Sivom	2002	8.3	7.1	8.6	8.6	32.6
12	DURAN Juliette	Perpignan	2002	8.2	6.8	8.6	8.8	32.4
13	ANDUJAR Eden	Montpellier MUC	2001	7.3	6.4	9.3	9.0	32.0
14	DURAND Slavania	Perpignan	1999	7.6	8.1	7.5	8.5	31.7
15	CANTAU Manon	Sivom	2002	7.1	6.2	9.3	8.6	31.2
16	CABRITA Justine *	Perpignan 1 (indiv) (indiv)	2002	7.1	7.3	9.4	7.3	31.1
17	MARTY Léa	Montpellier MUC	2001	7.3	7.0	8.1	8.5	30.9
18	FLEXAS Margaux	Montpellier MUC	2000	7.0	8.1	7.9	6.9	29.9
19	WAGNER Lou	Montpellier MUC	2001	0.0	0.0	0.0	0.0	0.0

8. FEMININ NIVEAU4 11 + . SA_DA (individuels)

8.1. Résultats par équipes







	Equipe	Club					Total
1	Castelnau le lez	34--GSL34.com - Castelnau le Lez	24.8	34.6	30.5	31.9	121.8
2	Cabestany	66--Coc gymnastique	25.9	32.2	31.5	31.2	120.8
3	St Chély	48--Gym club barraban	26.4	31.5	29.4	32.7	120.0
4	Mende	48--Atout sportmendois	23.2	30.5	29.9	28.9	112.5

8.2. Résultats individuels







	Gymnaste	Equipe	Annee					Total
1	BRIAUMONT Emilie	St Chély	2004	8.4	11.3	10.4	11.0	41.1
2	DELMAS Margaux	Cabestany	1999	8.9	10.6	11.0	10.5	41.0
3	GIANI Célia	Castelnau le lez	2001	7.9	10.7	10.6	11.1	40.3
4	VANHEULE Cécile	Castelnau le lez	2000	8.4	11.0	10.2	10.4	40.0
5	GROUSSET Mathilde	Castelnau le lez	1997	8.2	11.5	9.7	10.4	39.8
6	SIMEON Loriane	Castelnau le lez	2000	8.2	11.5	9.7	10.0	39.4
	TOULOUSE Sarah	St Chély	1998	8.3	10.3	9.8	11.0	39.4
8	FOURSAC Erika	Cabestany	1996	9.1	11.1	8.5	10.5	39.2
	ROBERT DUBOIS Camille	Mende	2004	8.8	10.4	10.4	9.6	39.2
10	HENNERON Meyline	St Chély	2004	9.3	9.9	9.2	10.7	39.1
11	GILLES Claire	Cabestany	1997	7.9	10.1	10.3	10.2	38.5
12	HOMS Carla	Cabestany	2001	7.4	10.5	10.2	8.7	36.8
13	BLANC Rosie	Mende	2003	6.6	10.1	10.2	9.7	36.6
14	PERRET Justine	St Chély	2004	8.7	8.5	8.9	10.4	36.5
15	VALERY Romane	Castelnau le lez	2001	7.4	11.6	8.2	9.2	36.4
16	LAURENT Sarah	Mende	2001	6.7	7.9	9.3	9.6	33.5
17	BAUMELLE Manon	Mende	2000	7.7	7.0	9.3	9.0	33.0
18	FOUREZ Morgane	Mende	1993	0.0	10.0	6.8	0.0	16.8
19	RAMAMBASSON Julie	Cabestany	2000	0.0	0.0	0.0	0.0	0.0
	PÉPIN-GISCARD Anouk	St Chély	1999	0.0	0.0	0.0	0.0	0.0
	BOUTET Julie *	Mende 1 (indiv) (indiv)	2001	0.0	0.0	0.0	0.0	0.0

9. MASCULIN NIVEAU5 7-14 ans . SA_DA (individuels)

9.1. Résultats par équipes







	Equipe	Club							Total
1	Cabestany	66--Coc gymnastique	35.6	36.0	38.5	34.6	28.0	35.5	208.2
2	St Chély	48--Gym club barraban	36.4	32.1	33.0	35.8	28.0	34.8	200.1
3	Uzes	30--Club de gymnastique uzetia	28.0	25.7	17.4	29.7	28.0	31.4	160.2

9.2. Résultats individuels







	Gymnaste	Equipe	Année							Total
1	SEMAIL-RAVEL Younès	Cabestany	2007	9.1	9.6	9.8	9.1	7.0	9.5	54.1
2	HENNERON Milan	St Chély	2006	9.8	8.5	9.5	9.3	7.0	8.4	52.5
3	DELMAS Maxime	St Chély	2002	9.5	8.7	9.2	9.1	7.0	8.8	52.3
4	TIXADOR Flavio	Cabestany	2007	8.3	9.3	9.7	8.0	7.0	8.7	51.0
5	PENEAU Clémentin	Cabestany	2006	8.3	8.4	9.8	7.7	7.0	8.8	50.0
6	PELÉ Raphaël	Cabestany	2006	9.1	8.7	7.9	8.6	7.0	8.5	49.8
7	DENOUEL Pablo	St Chély	2005	8.8	7.4	8.6	9.1	7.0	8.8	49.7
8	VALDEYRON Florent	Cabestany	2005	9.1	5.7	8.1	8.9	7.0	7.8	46.6
9	BONNET Louison	St Chély	2005	8.3	7.0	5.7	7.3	7.0	8.8	44.1
10	HERNANDEZ Tom	Cabestany	2007	7.9	5.0	9.2	7.1	7.0	7.3	43.5
11	DELMAS Clément	St Chély	2005	7.0	7.5	4.7	8.3	7.0	7.5	42.0
12	MOUSSERON NOAM	Uzes	2003	6.9	7.5	5.0	7.5	7.0	7.4	41.3
13	BENOIT Mathieu	Uzes	2006	7.9	5.7	4.0	7.3	7.0	8.2	40.1
14	ANDRIEUX THOMAS	Uzes	2003	6.4	5.6	4.9	7.5	7.0	8.3	39.7
15	LUDOVICCO MATHIS	Uzes	2004	6.8	6.9	3.5	7.4	7.0	7.5	39.1
16	MARTEL MAEL	Uzes	2004	0.0	0.0	0.0	0.0	7.0	0.0	7.0

10. MASCULIN NIVEAU6 7-10 ans . SA_DA (individuels)

10.1. Résultats par équipes





	Equipe	Club							Total
1	Castelnau le lez	34--GSL34.com - Castelnau le Lez	36.4	33.3	34.6	30.6	28.0	35.9	198.8
2	Cabestany	66--Coc gymnastique	36.4	33.8	35.8	29.9	28.0	34.8	198.7
3	Uzes	30--Club de gymnastique uzetia	34.9	25.9	33.9	29.5	28.0	32.8	185.0
4	St Chély	48--Gym club barraban	35.3	28.4	27.1	25.5	28.0	29.6	173.9

10.2. Résultats individuels





	Gymnaste	Equipe	Anne e							Total
1	RIVIERE Lucas	Castelnau le lez	2006	9.4	9.0	9.2	9.1	8.0	9.3	54.0
2	MINELLA Jules	Castelnau le lez	2007	9.3	8.1	8.1	8.5	8.0	8.7	50.7
3	BRUNET Galdric	Castelnau le lez	2007	8.9	8.3	9.1	6.4	8.0	9.1	49.8
4	BERTHELOT Évan	Cabestany	2007	8.9	8.5	9.0	7.5	7.0	8.8	49.7
5	RAMASY CLEMENT Sloan	Cabestany	2008	8.9	8.2	8.6	7.8	7.0	8.7	49.2
6	BOIL Timy	Cabestany	2007	8.9	8.6	9.0	6.9	7.0	8.6	49.0
	LASSALLE Jules	Cabestany	2007	9.1	8.3	8.9	7.1	7.0	8.6	49.0
8	BOURSSE Élois	Cabestany	2008	9.0	7.8	8.9	7.5	7.0	8.7	48.9
9	REYNIER Adrien	Uzes	2006	9.1	6.7	8.9	7.8	8.0	8.2	48.7
10	PETIOT Simon	Cabestany	2007	9.4	8.4	8.7	6.9	7.0	8.2	48.6
11	PALERMO Emile	Castelnau le lez	2008	8.7	7.9	7.9	6.4	8.0	8.8	47.7
12	BLANCHARD Martin *	Cabestany 1 (indiv) (indiv)	2006	9.0	7.2	9.0	7.2	7.0	8.2	47.6
13	ALBERT Logan	St Chély	2008	9.0	8.1	7.0	6.8	8.0	8.4	47.3
14	SCHUCH LUIDGI	Uzes	2006	8.4	6.3	8.6	7.7	8.0	8.2	47.2
15	TOVARHI SOREN	Uzes	2006	8.8	6.3	8.5	7.1	8.0	8.2	46.9
16	PRADEILLE MATHIEU	Uzes	2008	8.6	6.6	7.9	6.9	8.0	8.2	46.2
17	MULOT Théo	St Chély	2009	9.0	6.5	7.7	6.4	8.0	8.3	45.9
18	ROZIERE Thibault	St Chély	2009	8.5	8.0	7.5	6.4	8.0	7.2	45.6
19	PHILIPPON TOM	Castelnau le lez	2009	8.8	7.5	8.2	4.5	8.0	8.2	45.2
20	MURIO-FONTENEAU Nils	Castelnau le lez	2007	7.8	6.8	6.8	6.6	8.0	4.8	40.8
21	BRUN Paul	St Chély	2006	8.8	5.8	4.9	5.9	8.0	5.7	39.1
22	CHEVRON LORIS	Uzes	2006	0.0	0.0	0.0	0.0	0.0	0.0	0.0

11. FEMININ NIVEAU4 11-15 ans . SA_DA (individuels)

11.1. Résultats par équipes





	Equipe	Club					Total
1	Castelnau le lez	34--GSL34.com - Castelnau le Lez	27.4	34.2	31.8	32.0	125.4
2	Perpignan	66--Uscm	27.4	33.3	31.7	31.9	124.3
3	Cabestany	66--Coc gymnastique	25.3	31.7	31.2	31.7	119.9
4	Uzes	30--Club de gymnastique uzetia	26.1	29.6	29.9	31.6	117.2
5	Agde	34--Club Gymnique Agathois	24.5	32.4	28.8	30.2	115.9

11.2. Résultats individuels





	Gymnaste	Equipe	Annee					Total
1	MARTY Andréa	Castelnau le lez	2005	9.3	11.4	10.9	10.4	42.0
2	CLICHE Marine	Perpignan	2003	9.2	11.3	10.5	10.7	41.7
3	PELIGRY Lili fleur	Castelnau le lez	2005	8.8	10.9	10.5	10.7	40.9
4	COULAMY Fidji	Perpignan	2001	8.5	10.8	10.6	10.7	40.6
	BERNIER Auxane	Agde	2005	8.5	11.2	10.7	10.2	40.6
6	BLOT Anaïs	Castelnau le lez	2003	8.4	11.5	9.5	10.9	40.3
7	DESCAMPS Lou-ann	Castelnau le lez	2005	9.3	11.3	9.0	10.3	39.9
8	AMIGUAS Lina	Perpignan	2004	9.0	10.8	10.6	9.4	39.8
9	SAVINE Chloe	Perpignan	2003	8.0	11.2	9.6	10.5	39.3
	CALMES Perrine	Cabestany	2003	8.4	10.6	9.8	10.5	39.3
11	ARRIGONI Mahaut	Cabestany	2002	8.5	10.4	9.8	10.5	39.2
	CARN Mélissa	Cabestany	2003	7.9	10.2	10.4	10.7	39.2
	NAUROY Bonnie *	Nimes Costieres 1 (indiv) (indiv)	2004	8.9	8.7	10.9	10.7	39.2
14	BOURRELY Lisa	Castelnau le lez	2005	8.5	10.5	10.4	9.7	39.1
15	FIGUERAS Laure	Agde	2005	7.9	11.3	9.9	9.8	38.9
16	DEFAUX Margot	Cabestany	2001	8.2	9.5	10.9	9.7	38.3
	MASSET Norah	Cabestany	2003	8.4	10.7	9.9	9.3	38.3
18	GEVAUDAN Mathlde	Uzes	2005	7.8	9.7	10.0	10.6	38.1
19	DELPIERRE Carla	Uzes	2002	8.4	9.4	9.7	10.4	37.9
20	DIMUR Ariane	Uzes	2004	8.6	10.1	9.1	10.0	37.8
	PLANTEVIT Prune	Uzes	2005	9.1	9.8	8.3	10.6	37.8
22	QUINONERO Margot	Uzes	2001	8.2	8.0	10.2	10.3	36.7
23	STEKELOROM Lorie	Agde	2003	7.9	9.7	8.2	10.2	36.0
24	SABBLAIROLES Andréa	Agde	2005	8.1	9.9	5.2	9.1	32.3
25	PERNOUD Prune	Agde	2004	7.5	5.7	7.2	9.0	29.4
26	LAMMERTYN Alizée	Perpignan	2003	9.2	9.0	9.9	0.0	28.1

12. FEMININ NIVEAU3 11 + . SA_DA (individuels)

12.1. Résultats par équipes





	Equipe	Club					Total
1	Clapiers	34--Gymnastique Artistique Clapieroise	28.3	33.1	34.4	33.7	129.5
2	Castelnau le lez	34--GSL34.com - Castelnau le Lez	25.2	31.8	34.3	33.0	124.3
3	Pignan	34--Ass club gym choc	25.2	32.3	33.9	32.2	123.6
4	Perpignan	66--Uscm	26.3	33.2	31.4	32.0	122.9
5	Laverune	34--Gymnastique foyer rural laverune	27.1	29.1	30.4	29.9	116.5

12.2. Résultats individuels

	Gymnaste	Equipe	Annee					Total
1	LACHAUD Lola	Clapiers	1996	9.9	11.7	11.6	11.6	44.8
2	DESACHY Marion	Clapiers	1997	9.9	12.1	11.3	11.2	44.5
3	WAY Maureen	Pignan	1996	8.5	11.5	11.3	11.4	42.7
4	CUQ Sophie	Laverune	1995	9.4	10.8	10.9	11.1	42.2
5	VIDAL Julie	Pignan	1991	8.9	10.5	11.6	10.8	41.8
6	BERNARD Maeva	Castelnau le lez	2001	7.7	11.6	10.3	11.4	41.0
7	ROUGE Annette sophie	Perpignan	1995	9.0	10.8	10.4	10.7	40.9
	CAMU Julie	Castelnau le lez	1996	9.0	9.8	11.6	10.5	40.9
9	RONCERO Marine	Perpignan	2000	8.6	11.0	10.8	10.3	40.7
10	MARQUES Sandra	Castelnau le lez	1998	8.0	9.5	11.6	11.1	40.2
11	ELHILALI LOPEZ Mariah	Clapiers	2001	8.5	9.3	11.0	10.9	39.7
12	ANGILELLA Ambre	Clapiers	2001	8.5	8.9	11.5	10.4	39.3
13	VARAEZ Nadège	Perpignan	1999	8.2	11.4	10.2	9.3	39.1
14	BOUTHIER Ambre	Pignan	1996	7.8	10.3	10.7	10.0	38.8
15	FRANCES Jade	Perpignan	1999	8.7	10.1	9.3	10.1	38.2
16	MILIAN Celia	Laverune	1995	9.0	9.8	8.8	8.9	36.5
17	MULLER Camille	Castelnau le lez	1996	8.2	9.6	9.0	9.4	36.2
18	PRADIER Charlene	Laverune	1990	8.1	7.2	10.7	9.4	35.4
19	PRADELS Justine	Laverune	1995	8.7	8.5	8.0	9.4	34.6
20	BARDOT Charlotte	Castelnau le lez	1998	0.0	10.4	11.1	9.4	30.9
21	CHIRON Mona	Pignan	1998	0.0	9.9	11.0	0.0	20.9
22	MARTEL Margaux	Perpignan	1997	0.0	0.0	9.5	11.0	20.5
23	LAZERGES Louise	Clapiers	2000	7.9	0.0	0.0	9.3	17.2
24	WAECKERLE Charlène	Pignan	1998	0.0	0.0	0.0	0.0	0.0

13. FEMININ NIVEAU1 11 + . SA_DA (individuels)

13.1. Résultats par équipes

	Equipe	Club					Total
1	Castelnau le lez	34--GSL34.com - Castelnau le Lez	29.4	36.1	35.9	32.1	133.5
2	Cabestany	66--Coc gymnastique	28.6	33.7	35.4	33.9	131.6

13.2. Résultats individuels





	Gymnaste	Equipe	Annee					Total
1	ZEMZAMI Chaïmaa	Cabestany	1995	11.1	11.9	11.9	11.8	46.7
2	BARREDO Laura	Castelnau le lez	1998	10.4	12.7	12.7	10.7	46.5
3	LESAGE Marine	Cabestany	1996	9.7	11.9	12.1	11.0	44.7
4	NGANGUE Salomé	Castelnau le lez	1998	8.4	12.0	11.8	10.5	42.7
5	MARTIN Emilie	Castelnau le lez	2002	8.8	11.4	11.4	10.0	41.6
6	CAMUS Ella	Cabestany	1994	7.8	9.9	11.4	11.1	40.2
7	MINARD Clémentine	Castelnau le lez	2003	10.2	6.9	11.3	10.4	38.8
8	CICALESE Elise	Castelnau le lez	2004	0.0	8.5	10.2	10.9	29.6

14. FEMININ NIVEAU6 11-15 ans . SA_DA (individuels)

14.1. Résultats par équipes

	Equipe	Club					Total
1	Castelnau le lez	34--GSL34.com - Castelnau le Lez	34.0	37.4	35.2	35.7	142.3
2	Cabestany 1	66--Coc gymnastique	30.4	38.7	37.1	35.8	142.0
3	Pignan	34--Ass club gym choc	34.6	34.0	35.9	37.3	141.8
4	Marvejols	48--Gymnastique sportive marvejolaise	34.1	33.1	35.4	36.4	139.0
5	Perpignan	66--Uscm	32.3	34.7	34.5	36.9	138.4
6	Nimes Costieres	30--Gym nimes costieres	32.5	33.0	35.7	36.3	137.5
7	Cabestany 2	66--Coc gymnastique	32.2	28.8	34.5	34.1	129.6
8	Bram	11--Assoc.sportive La Patriote Bram	30.3	26.5	33.8	34.2	124.8





14.2. Résultats individuels

	Gymnaste	Equipe	Annee					Total
1	YPERMAN Jade	Castelnau le lez	2001	8.8	9.6	9.1	9.1	36.6
2	MASSONNAT Morgane	Perpignan	2003	8.5	9.5	9.0	9.5	36.5
	VIEILLEDEN Oriana	Pignan	2004	8.8	8.6	9.4	9.7	36.5
4	DELMAS Maelle	Pignan	2004	8.2	9.7	9.5	8.9	36.3
5	MORA Lara	Castelnau le lez	2004	8.8	9.6	9.1	8.6	36.1
6	MIRON Charlotte	Cabestany 1	2003	7.5	9.9	9.6	9.0	36.0
	BATTUT Pauline	Nimes Costieres	2003	8.2	9.4	8.9	9.5	36.0
8	OULABBI Salma	Marvejols	2002	8.8	8.9	8.9	9.3	35.9
9	NAZET Coline	Castelnau le lez	2001	8.7	9.0	9.0	9.0	35.7
10	LANNEAU Carlien	Cabestany 2	2004	8.1	9.7	9.0	8.8	35.6
11	FARRAUTO Francesca	Pignan	2005	8.9	7.6	9.3	9.6	35.4
	BOYER Agathe	Marvejols	2005	8.4	9.5	8.6	8.9	35.4
13	LIMA Carine	Cabestany 1	2003	6.9	9.8	9.1	8.9	34.7
14	SAN NICOLAS Alix	Cabestany 1	2002	7.8	8.6	9.1	9.0	34.5
15	CACCHIA Solene	Nimes Costieres	2002	8.3	8.0	9.2	8.9	34.4
16	KOTEREKO Prunelle	Perpignan	2003	8.1	9.1	7.6	9.4	34.2
17	RICHARD Emma	Cabestany 1	2003	6.8	9.8	8.5	8.9	34.0
18	HERRERO Camille	Perpignan	2004	7.9	8.8	7.7	9.0	33.4
	GUIGUEN Camille	Pignan	2004	8.7	7.9	7.7	9.1	33.4
20	BERNADAS Emie	Cabestany 1	2002	7.0	8.1	9.3	8.9	33.3
	ALONSO JULIANS Nais	Bram	2004	8.3	7.4	8.6	9.0	33.3
22	SCHEVEIG Elisa	Cabestany 1	2002	8.1	9.2	7.1	8.8	33.2
23	PERRET Emma	Marvejols	2004	8.3	7.3	8.8	8.7	33.1
24	MUNUERA Marine	Marvejols	2003	8.6	7.1	8.2	9.1	33.0
25	PACULL VILLA Victoria	Perpignan	2004	7.8	7.3	8.8	8.7	32.6
	MULLER Amma	Castelnau le lez	2002	7.7	9.2	6.8	8.9	32.6
27	LOPEZ Marine	Bram	2004	7.4	7.0	8.9	9.0	32.3
28	PEPIN Emma	Castelnau le lez	2002	7.6	7.3	8.0	8.7	31.6
29	CLAUZEL Romane	Perpignan	2003	7.8	6.5	8.1	8.9	31.3
30	LAMBERT Julie	Cabestany 2	2003	8.3	7.5	7.9	7.4	31.1
	COCHET Liberté	Marvejols	2004	7.1	5.8	9.1	9.1	31.1
32	PERRITAZ Louison	Cabestany 2	2002	7.8	7.1	8.6	7.5	31.0
33	SERDANE Lise	Cabestany 2	2003	8.0	4.5	9.0	8.7	30.2





34	BUISSON Cassandra	Nimes Costieres	2004	8.3	7.0	5.8	8.8	29.9
35	NOEL Camille	Pignan	2005	7.0	7.8	7.6	7.3	29.7
36	OURNAC Lucie	Bram	2003	6.7	7.4	7.9	7.6	29.6
37	ALBAN Clara	Perpignan	2003	6.6	5.3	8.6	9.0	29.5
38	MERABET Yasmine	Nimes Costieres	2002	7.1	4.5	8.7	8.8	29.1
39	RAYNAL Lisa	Marvejols	2005	7.7	7.4	6.6	7.3	29.0
40	NEUSY Hannah	Bram	2005	7.9	4.0	7.7	8.6	28.2
41	BICHON Elsa	Bram	2003	6.3	4.7	8.2	7.6	26.8
42	CARRATALA Thalie	Bram	2004	5.6	4.2	8.1	7.3	25.2
43	CHRISTOL Fiona	Nimes Costieres	2002	6.8	0.0	8.9	9.1	24.8
44	LEMASSON Clemence	Nimes Costieres	2002	7.7	8.6	8.2	0.0	24.5
45	HILLARY Laëtitia	Cabestany 2	2002	7.2	0.0	7.4	9.1	23.7
46	BES Ambre	Cabestany 2	2002	0.0	0.0	0.0	0.0	0.0

15. FEMININ NIVEAU2 11 + . SA_DA (individuels)

15.1. Résultats par équipes







	Equipe	Club					Total
1	Cabestany	66--Coc gymnastique	27.6	32.3	30.6	33.1	123.6

15.2. Résultats individuels







	Gymnaste	Equipe	Annee					Total
1	NOLLEVALLE Emma	Cabestany	1999	9.5	11.3	10.6	10.3	41.7
	PONGA Rosette cassandra	Cabestany	2002	9.5	10.8	9.5	11.9	41.7
3	MOUA NEDELLEC Rose eva	Cabestany	1999	8.6	9.9	9.9	10.6	39.0
4	MEVEL Myriam *	Cabestany 1 (indiv) (indiv)	1986	9.2	10.5	7.9	11.1	38.7
5	LARQUEY Naïs	Cabestany	1999	8.1	10.1	9.7	10.6	38.5
6	ZEKRI Jade	Cabestany	1998	8.1	10.2	10.1	10.0	38.4

16. MASCULIN ENCHAINEMENT 7-14 ans . SA_DA (individuels)

16.1. Résultats par équipes

	Equipe	Club							Total
1	Perpignan	66--Uscm	37.6	37.5	37.8	35.5	28.0	40.1	216.5
2	Uzes	30--Club de gymnastique uzetia	37.4	38.0	34.0	35.8	28.0	40.3	213.5

16.2. Résultats individuels

	Gymnaste	Equipe	Année							Total
1	MERCADER Yann	Perpignan	2004	10.5	9.6	10.0	9.1	7.0	9.9	56.1
2	RAAS Antonin	Perpignan	2004	9.4	10.0	10.3	8.5	7.0	10.3	55.5
3	BEAUFORT Lucrece	Uzes	2004	8.6	9.8	8.7	9.3	7.0	10.1	53.5
4	HURARD Simon	Uzes	2003	8.8	9.4	8.1	9.3	7.0	10.8	53.4
5	RIVAUD MAXIME	Uzes	2003	10.4	8.7	8.7	8.3	7.0	10.1	53.2
6	PASQUIER Gabin	Perpignan	2004	8.9	9.1	8.0	9.0	7.0	10.1	52.1
7	BARBARY Kenzo	Perpignan	2005	8.0	8.8	9.5	8.8	7.0	9.8	51.9
8	SPAETH Werner	Uzes	2004	9.2	9.7	8.5	8.7	7.0	8.3	51.4
9	RABAH TANGUY	Uzes	2003	9.0	9.1	6.8	8.5	7.0	9.3	49.7
10	MOYEMONT Louis	Perpignan	2005	8.8	8.8	6.8	8.6	7.0	9.5	49.5
11	LEGRAND Enzo	Uzes	2001	0.0	0.0	0.0	0.0	7.0	0.0	7.0

17. MASCULIN NIVEAU3 11-18 ans . SA_DA (individuels)

17.1. Résultats par équipes

	Equipe	Club							Total
1	Castelnau le lez	34--GSL34.com - Castelnau le Lez	22.6	23.6	30.0	26.8	30.0	22.5	155.5

17.2. Résultats individuels







	Gymnaste	Equipe	Anne e							Total
1	MARQUES Oscar	Castelnau le lez	2002	7.3	10.2	10.0	9.3	10.0	9.6	56.4
2	LAFONT Martin	Castelnau le lez	2001	8.9	5.0	10.0	9.2	10.0	6.9	50.0
3	BERTRAND Nicolas	Castelnau le lez	2003	6.4	8.4	10.0	8.3	10.0	6.0	49.1

18. MASCULIN NIVEAU4 11-18 ans . SA_DA (individuels)

18.1. Résultats par équipes

	Equipe	Club							Total
1	Castelnau le lez	34--GSL34.com - Castelnau le Lez	23.2	25.4	27.0	24.2	27.0	21.4	148.2

18.2. Résultats individuels







	Gymnaste	Equipe	Anne e							Total
1	MARTIN Théodore	Castelnau le lez	2004	8.2	7.8	9.0	8.4	9.0	7.6	50.0
2	TORRES Unai	Castelnau le lez	2002	7.6	8.9	9.0	7.8	9.0	6.3	48.6
3	PRADIER Vincent	Castelnau le lez	1999	7.4	8.4	9.0	8.0	9.0	6.3	48.1
4	SCHNEIDER Florian	Castelnau le lez	1999	0.0	8.1	9.0	0.0	9.0	7.5	33.6
5	CORBEAU Benjamin	Castelnau le lez	1998	0.0	0.0	0.0	0.0	0.0	0.0	0.0

19. MASCULIN NIVEAU5 11 + . SA_DA (individuels)

19.1. Résultats par équipes







	Equipe	Club							Total
1	Castelnau le lez	34--GSL34.com - Castelnau le Lez	36.5	35.3	35.4	35.3	28.0	35.2	205.7

19.2. Résultats individuels

	Gymnaste	Equipe	Année							Total
1	BELIARD Antoine	Castelnau le lez	2004	9.4	9.1	9.6	9.1	7.0	9.1	53.3
2	HUTIN Nathan	Castelnau le lez	2004	9.6	8.5	9.5	9.0	7.0	9.0	52.6
3	BABY Sacha	Castelnau le lez	2005	9.0	8.9	9.1	8.6	7.0	8.4	51.0
4	LAVERGNE Raphael	Castelnau le lez	2004	8.5	8.0	4.2	8.5	7.0	8.7	44.9
5	BRUN VEROLME Ramses	Castelnau le lez	2004	6.4	8.7	6.8	8.6	7.0	7.0	44.5
6	AMANIEU Baptiste	Castelnau le lez	2005	6.0	8.6	7.2	8.1	7.0	7.0	43.9

20. MASCULIN NIVEAU6 7-14 ans . SA_DA (individuels)

20.1. Résultats par équipes





	Equipe	Club							Total
1	Perpignan	66--Uscm	35.5	31.9	32.8	32.6	28.0	34.3	195.1
2	Castelnau le lez	34--GSL34.com - Castelnau le Lez	34.9	31.9	35.3	29.8	28.0	34.5	194.4

20.2. Résultats individuels

	Gymnaste	Equipe	Anne e							Total
1	MAFFRE Tom	Perpignan	2005	9.0	8.0	8.6	8.3	7.0	8.6	49.5
2	CHAMBEYRON GUILHEM	Castelnau le lez	2007	9.1	8.3	8.9	7.4	7.0	8.6	49.3
3	OMS Raphael	Perpignan	2007	9.2	7.4	8.7	7.5	7.0	9.1	48.9
4	JODAR Baptiste	Castelnau le lez	2007	8.8	7.3	8.9	7.8	7.0	8.5	48.3
5	LECOUR Alexian	Perpignan	2004	8.7	7.5	8.1	8.4	7.0	8.4	48.1
	LABOUP Lucas	Castelnau le lez	2009	8.2	7.6	8.7	7.8	7.0	8.8	48.1
7	OBERT Maxime	Castelnau le lez	2009	8.6	8.3	8.6	6.5	7.0	8.6	47.6
8	MOHAMED BOULEKBACHI Adil	Perpignan	2004	8.6	8.1	6.4	8.4	7.0	7.6	46.1
9	D HONT PEDRENO Daryl	Perpignan	2005	8.5	8.1	7.4	6.6	7.0	7.9	45.5
10	DJOUADI Djahlil	Castelnau le lez	2008	8.4	7.7	7.2	6.8	7.0	8.2	45.3
11	EGEA-RODRIGUEZ Hugo	Perpignan	2008	8.5	7.7	6.7	6.8	7.0	8.2	44.9
12	ROUGER Victor	Castelnau le lez	2007	8.4	7.4	8.8	0.0	7.0	8.5	40.1

21. FEMININ NIVEAU3 11-16 ans . SA_DA (individuels)

21.1. Résultats par équipes





	Equipe	Club					Total
1	Castelnau le lez	34--GSL34.com - Castelnau le Lez	24.7	31.7	32.2	33.2	121.8
2	St Estève	66--Gym club st esteve	25.7	31.1	31.3	32.1	120.2

21.2. Résultats individuels





	Gymnaste	Equipe	Annee					Total
1	RICHOMME Caroline	Castelnau le lez	2000	8.9	11.5	11.5	10.5	42.4
2	TEIXIDO Flora	St Estève	2002	8.5	11.1	10.6	10.4	40.6
3	CARRERE Lisa	St Estève	2001	8.7	10.0	10.0	10.8	39.5
4	TEULON Nina	Castelnau le lez	2000	7.9	10.8	10.0	10.6	39.3
5	IMBERN Clara	St Estève	2005	7.8	9.6	10.7	10.9	39.0
6	MOUSSAVI Yasmine	Castelnau le lez	2000	7.9	9.2	10.2	11.3	38.6
7	MARTY Héloïse	Castelnau le lez	2001	6.9	9.4	10.5	11.3	38.1
8	IMBERN Chloe	St Estève	2001	8.5	7.9	9.5	9.7	35.6
9	PEREZ Aurelie	St Estève	2003	7.7	10.0	8.4	9.3	35.4
10	BONO Maria justina *	St Estève 1 (indiv) (indiv)	2004	6.8	10.2	9.4	8.4	34.8

22. FEMININ NIVEAU4 14-18 ans . SA_DA (individuels)

22.1. Résultats par équipes








	Equipe	Club					Total
1	Perpignan	66--Uscm	25.6	32.0	32.4	33.5	123.5

22.2. Résultats individuels








	Gymnaste	Equipe	Annee					Total
1	AMIGUAS Marie	Perpignan	1999	8.7	10.0	11.5	11.5	41.7
2	CARBASSE Célia	Perpignan	2000	8.5	10.5	10.3	11.3	40.6
3	PAPIN Nina	Perpignan	2000	8.4	11.1	10.3	10.7	40.5
4	RUIZ Manon	Perpignan	1998	8.3	10.4	10.6	10.3	39.6

23. MASCULIN NIVEAU4 11 + . SA_DA (individuels)

23.1. Résultats par équipes

	Equipe	Club								Total
1	Perpignan	66--Üscm	29.0	25.2	27.0	24.4	27.0	22.3		154.9

23.2. Résultats individuels

	Gymnaste	Equipe	Année								Total
1	DUBERNARD Matthieu	Perpignan	2000	10.5	8.3	9.0	8.8	9.0	7.7		53.3
2	CLOUET Matthieu	Perpignan	2000	9.6	8.9	9.0	7.8	9.0	8.2		52.5
3	DEMOULIN Victor	Perpignan	2002	8.9	8.0	9.0	7.8	9.0	6.4		49.1
4	CLOUET Bruno	Perpignan	1966	0.0	0.0	9.0	0.0	9.0	0.0		18.0