









Résultats de la compétition
Finales nationales UFOLEP
CHATEAUROUX
10 et 11 juin 2017

1. FEMININ NIVEAU2 11 + . SA_DA (individuels)

1.1. Résultats par équipes

	Equipe	Club					Total
1	Brie comte robert	77--Scbgym	31.7	31.6	33.8	34.2	131.3
2	Privas	7--Sc privas gym	29.3	32.8	33.6	35.5	131.2
3	Loriol	26--Groupe omnisports loriolais (gol)	29.4	34.1	32.6	34.5	130.6
4	Crolles	38--Gym et rythme crolles	30.2	32.5	32.5	34.8	130.0
5	La cantalienne 3	15--La cantalienne	28.9	32.7	32.6	35.2	129.4
6	Irigny	69--Amicale laique irigny	29.2	33.0	31.9	34.8	128.9
7	Fumel	47--A s gym fumel	31.6	31.6	30.8	34.6	128.6
8	Vaires	77--Us Vaires	30.3	31.1	31.7	32.9	126.0
9	Cabestany	66--Coc gymnastique	28.3	31.0	30.7	32.8	122.8
10	La cantalienne 1	15--La cantalienne	26.8	30.6	29.8	31.4	118.6
11	Pontoise	95--SPG Pontoise	17.9	22.4	21.7	22.4	84.4

1.2. Résultats individuels

	Gymnaste	Equipe	Annee					Total
1	BUZONIE Lisa	Fumel	1994	10.7	11.5	11.0	12.0	45.2
2	THEVENET Lea	Loriol	2000	10.1	12.5	10.4	11.5	44.5
3	AYRAUD Perrine	Privas	1984	10.0	12.1	10.3	11.7	44.1
4	CUPANI Marine *	St Martin d hères 1 (indiv) (indiv)	1992	9.9	12.0	10.3	11.7	43.9
5	FORGUES MAYET Edith	Irigny	2001	9.5	11.8	10.9	11.6	43.8
	QUINTANA Cloe	Privas	1999	10.0	10.4	11.3	12.1	43.8
	CHOUABE Lucie	Fumel	1998	10.4	11.5	10.5	11.4	43.8
8	LESCUREUX Tess	Crolles	1997	10.4	10.8	10.9	11.6	43.7
9	GAUDARD Maureen	Loriol	1999	9.9	11.2	10.9	11.4	43.4
10	POIGNANT Marion *	Savigny 1 (indiv) (indiv)	1989	9.1	11.3	11.5	11.4	43.3
11	KAPKPO Marine	Brie comte robert	2001	11.6	10.6	9.2	11.6	43.0
	MOUMINOUX Margot	La cantalienne 3	1998	9.6	10.9	10.8	11.7	43.0
13	VIGNAL Manon	Crolles	1999	10.4	10.0	10.8	11.7	42.9
14	GRIETTE Laurine	Vaires	2001	10.4	10.1	11.0	11.2	42.7
	BERNAT Cathy	Pontoise	1994	9.3	11.4	10.7	11.3	42.7
16	CHASTANG Chloé	La cantalienne 3	1997	10.0	10.1	10.6	11.9	42.6
17	DIBENEDETO Laura	Brie comte robert	1989	10.2	10.1	10.9	11.2	42.4
18	BUBANIC Marie *	Aix (indiv)	2001	8.7	11.2	10.8	11.6	42.3
19	CHAMBERT Esther *	Riorges 1 (indiv) (indiv)	1993	10.9	8.9	11.1	11.3	42.2
20	JACQUIER Hélène	Loriol	2001	9.4	10.4	10.8	11.5	42.1
21	VERNIOL Lola	La cantalienne 3	1998	9.3	11.7	10.0	11.0	42.0
	BOULEZ Clementine	Irigny	2004	9.2	11.0	10.3	11.5	42.0
23	BERRIE Kelly *	Lormont 1 (indiv) (indiv)	2001	9.8	9.8	10.8	11.4	41.8
	PARIZOT Audrey	Irigny	1996	10.5	9.0	10.6	11.7	41.8
25	RONGIER Marjolaine	Pontoise	1998	8.6	11.0	11.0	11.1	41.7
	BERTRAND Cloe	Crolles	1999	9.2	11.7	10.8	10.0	41.7
27	LECONTE Maelis *	Blaye 1 (indiv) (indiv)	1999	10.3	9.1	10.8	11.4	41.6
28	BRIOT Tess	Privas	2001	9.1	10.2	10.5	11.7	41.5
29	BERTET Clara *	Lormont 1 (indiv) (indiv)	1997	10.2	9.2	10.8	11.2	41.4

30	POUY Maylis	Brie comte robert	2002	9.8	8.0	12.2	11.1	41.1
	ZEKRI Jade	Cabestany	1998	9.7	9.5	10.6	11.3	41.1
	JAMET Aline	La cantalienne 1	1988	9.1	10.5	10.5	11.0	41.1
33	MARTINS Elina	La cantalienne 3	1994	8.4	9.6	11.2	11.6	40.8
34	LERUS Léanna	Brie comte robert	2002	9.2	9.4	10.7	11.4	40.7
35	BEAUJON Manon *	Eragny 1 (indiv) (indiv)	1997	9.5	10.5	10.5	10.1	40.6
36	GAUSSOT Léa	Vaires	1999	9.6	10.3	10.5	9.9	40.3
	VIAL Lisa *	La cantalienne 1 (indiv) (indiv)	2000	9.9	8.6	10.3	11.5	40.3
	PARIZOT Estelle	Irigny	1996	8.4	10.2	10.4	11.3	40.3
39	ALCHOUROUN Camille	Vaires	2004	10.1	10.7	8.1	11.2	40.1
40	LALOZ Clemence	Crolles	2000	9.4	8.8	10.1	11.5	39.8
41	VASSAS Elea	Privas	2001	9.2	7.6	11.1	11.6	39.5
42	TOUTIN Marianne	Vaires	1995	9.8	9.9	9.1	10.5	39.3
43	NOLLEVALLE Emma	Cabestany	1999	9.8	8.1	11.0	10.3	39.2
44	FONSECA Pauline	Fumel	2000	10.5	8.6	8.9	11.1	39.1
45	DE SAINT CHARTRIER Laura	Brie comte robert	2000	9.9	10.9	7.8	10.4	39.0
46	MEVEL Myriam	Cabestany	1986	8.7	9.9	8.9	11.2	38.7
47	CASTANS Mélissandre *	Eragny 1 (indiv) (indiv)	1991	8.9	9.4	9.0	11.3	38.6
48	PONGA Rosette cassandra	Cabestany	2002	8.8	11.6	8.1	9.8	38.3
49	TREVIAUX Cécile	La cantalienne 1	1991	8.7	10.4	7.4	10.6	37.1
50	ALCHOURROUN Margot	Vaires	2000	8.4	8.4	10.2	9.8	36.8
51	FRADIER Pauline	La cantalienne 1	1991	9.0	9.1	8.3	9.8	36.2
52	LECLERC Céline	La cantalienne 1	1991	8.4	6.5	10.9	9.5	35.3
53	DE FARIA Léa	Fumel	1998	8.8	4.5	9.3	11.2	33.8
54	BESSON Jorila	Privas	1987	9.3	10.3	11.2	0.0	30.8
55	GENETTE Mandy	Loriol	2001	7.8	0.0	10.8	11.5	30.1
56	BRZEZINSKA Coralie	Loriol	1995	9.0	9.2	10.9	0.0	29.1
57	TREVIAUX Mylène	La cantalienne 1	1991	0.0	9.7	8.4	0.0	18.1
58	MOUA NEDELLEC Rose eva	Cabestany	1999	0.0	8.0	9.1	0.0	17.1
59	LEBETTRE Manon	Pontoise	1994	0.0	0.0	0.0	0.0	0.0
	FIEVET Maelys	Irigny	2001	0.0	0.0	0.0	0.0	0.0
	IEVA Juliette	Crolles	1997	0.0	0.0	0.0	0.0	0.0
	EXPOSTO Olivia	Fumel	1998	0.0	0.0	0.0	0.0	0.0

2. MASCULIN NIVEAU4 11 + . SA_DA (individuels)

2.1. Résultats par équipes

	Equipe	Club							Total
1	Bourgoin-jallieu	38--La Jeune France de Bourgoin-Jallieu	33.6	32.9	34.4	29.7	32.4	32.3	195.3
2	Dreux	28--Esperance drouaise	31.7	32.4	34.6	29.6	33.0	32.2	193.5
3	Halluin	59--Halluin	31.4	31.2	33.9	28.4	33.3	32.4	190.6
4	Tours GC	37--Tours Gymnastique Club	30.9	32.5	34.1	26.4	32.4	32.6	188.9
5	Lille	59--CGLille	33.9	31.7	32.9	26.8	31.8	30.5	187.6
6	Cournon	63--Cournon d'Auvergne Gym	30.2	31.5	31.8	29.5	32.3	30.6	185.9
7	Chateauroux	36--ASPTT GYM	30.7	31.8	33.5	27.5	31.5	27.7	182.7
8	Beauchamp	95--Arabesque gymnique Beauchamp	29.2	30.2	32.9	27.5	31.2	31.3	182.3
9	St Aignan Gd Lieu	44--Association Loisirs Culture de St Aignan de Grand Lieu	30.6	28.5	32.0	27.4	31.3	30.3	180.1
10	Rungis	94--Rungis	30.4	26.9	32.3	27.6	31.4	30.1	178.7
11	Beauvais	60--La Vaillante	30.2	28.8	29.8	27.0	30.5	30.6	176.9
12	Villefranche sur saone	69--Union Gymnique Villefranche	28.1	31.4	30.5	25.1	31.6	27.5	174.2
13	Domène	38--Etoile sportive doménoise	31.6	27.6	31.9	26.6	28.2	26.6	172.5
14	Gerzat	63--A.L.Gerzat	31.1	29.1	30.1	25.3	30.6	24.4	170.6
15	Roanne ALRG	42--Amicale laïque de roanne garçons	30.1	28.6	26.2	26.6	28.0	25.5	165.0
16	Chatou	78--Chatou DynaGym	29.4	28.2	23.7	25.4	27.6	25.4	159.7

2.2. Résultats individuels

	Gymnaste	Equipe	Année							Total
1	CARRASCO Cédric	Bourgoin-jallieu	1991	11.4	11.4	11.5	11.6	11.3	10.0	67.2
2	ARENA Vincenzo	Lille	1983	11.6	10.8	11.7	9.3	11.3	11.3	66.0
3	CACERES Stefan	Dreux	1987	10.1	11.0	11.7	10.4	11.2	11.3	65.7
4	CORBEL Anthony	St Aignan Gd Lieu	1987	10.9	10.6	10.8	10.4	11.1	11.0	64.8
5	HAVIN Arnaud	Tours GC	1982	11.0	10.9	11.7	9.2	10.9	11.0	64.7
6	GUELLE Vincent	Cournon	1986	10.5	11.1	11.1	10.0	11.2	10.7	64.6
7	VIANE Sylvain	Halluin	1989	11.2	10.2	11.6	8.8	11.2	10.7	63.7
8	DAHOUMANE Etienne	Bourgoin-jallieu	1999	10.9	10.3	11.3	9.1	10.0	11.1	62.7
9	ROBLIN Franck	Dreux	1992	9.9	10.4	11.4	10.5	10.9	9.5	62.6
10	PEREIRA DE REZENDE Anthony	Halluin	2002	9.8	10.5	11.0	9.0	11.2	10.8	62.3
11	VANOVERBERGHE Kevin	Halluin	1992	10.3	10.0	11.1	9.1	10.7	10.9	62.1
12	LE TADIC Theo	Dreux	2002	10.7	10.9	11.2	8.6	10.9	9.6	61.9
13	DESHIERE Romain	Domène	1984	11.3	10.4	9.4	8.8	10.9	11.0	61.8
14	COCHAIN Andrew	Beauchamp	1987	10.7	10.1	11.0	9.1	10.1	10.6	61.6
	DEPONT Bertrand	Tours GC	1986	10.7	11.0	11.3	8.6	10.9	9.1	61.6
	BENDJABALLAH Mohamed	Chatou	1999	11.1	10.2	10.7	8.9	10.4	10.3	61.6
17	NIKIEL Cyrille	Beauvais	1981	10.2	10.0	10.6	9.2	10.6	10.9	61.5
18	OUDET Alexandre	Lille	1993	11.3	11.0	11.2	8.6	10.3	8.9	61.3

19	MIRMAND Kevin	Roanne ALRG	1989	10.1	10.5	10.6	9.2	10.5	10.1	61.0
20	CORVAISIER Benjamin	Chateauroux	2000	10.4	10.7	11.3	10.0	10.4	8.1	60.9
21	LACARRIERE Evan	Cournon	2002	10.7	10.4	10.6	9.4	10.4	9.1	60.6
22	PRIOTON Erwan	Beauchamp	2000	9.4	9.2	10.8	9.3	10.5	11.0	60.2
	SALAGNAC Vincent	Tours GC	1996	9.1	10.4	11.1	8.3	10.2	11.1	60.2
24	GAUDIN David	Tours GC	1991	9.2	10.6	10.6	8.6	10.6	10.5	60.1
25	LANG Nicolas	Cournon	1999	9.0	10.0	9.3	10.1	10.7	10.8	59.9
26	PERRODEAU Bastien	St Aignan Gd Lieu	1997	9.6	9.1	10.8	9.0	10.8	10.4	59.7
	GADEYNE Nicolas	Halluin	2000	9.5	10.5	11.2	8.5	10.7	9.3	59.7
28	DI MASCIO Anthony	Rungis	1992	9.5	10.4	10.7	9.2	10.1	9.6	59.5
29	SMITH Syméon	Lille	2001	11.0	8.9	9.7	8.9	10.2	9.9	58.6
	MONTEL Elliot	Villefranche sur saone	2000	10.0	10.3	11.0	7.6	10.8	8.9	58.6
31	VANOVERBERGHE Romain	Halluin	1995	9.9	9.9	11.1	10.3	10.9	6.2	58.3
32	PIZZALLA Pierre	Beauvais	1984	10.5	8.5	9.2	8.8	10.7	10.4	58.1
33	LENGLART Arthur	Dreux	2001	10.3	9.2	11.0	8.7	9.2	9.5	57.9
34	BERTHET Alexis	Chateauroux	1987	10.2	10.2	11.0	8.9	10.1	7.1	57.5
35	DUCHADEAU Jeremy	Beauchamp	1997	8.7	9.9	11.1	8.5	10.6	8.6	57.4
	BOLE-FEYSOT Yann	Chatou	1971	9.3	10.2	10.8	8.7	9.5	8.9	57.4
37	GENUIT Mathis	Roanne ALRG	2002	10.5	10.3	9.6	9.0	9.4	8.5	57.3
38	TARRAJAT Alexandre	Domène	2000	11.1	8.2	11.2	9.0	8.5	8.5	56.5
39	LEPLEY Joffrey	Bourgoin-jallieu	1995	11.3	11.2	11.6	0.0	11.1	11.2	56.4
40	VARAIRE Stephane	Beauvais	1985	9.5	10.3	10.0	8.3	8.9	9.3	56.3
41	LEGUYARDER Vincent	Rungis	1998	9.6	9.4	8.8	9.2	10.0	9.2	56.2
42	CERRA Alexandre	Beauchamp	1996	9.1	10.2	9.0	9.1	8.9	9.7	56.0
	GAILLARD Jean-gael	Lille	1997	9.5	9.9	10.0	8.1	9.2	9.3	56.0
	LELEU Valentin	Villefranche sur saone	2000	8.5	10.5	10.5	8.0	10.9	7.6	56.0
45	BUIL Mathis	Gerzat	2002	10.7	10.2	8.8	8.2	10.0	8.0	55.9
46	BUISSON Tommy	Gerzat	2003	9.5	10.0	9.1	8.7	10.4	8.0	55.7
	GUICHARD Hugo	Villefranche sur saone	2001	9.0	10.0	9.0	8.4	9.6	9.7	55.7
48	COUCHELLOU Valentin	St Aignan Gd Lieu	1997	10.1	8.8	10.4	8.0	9.4	8.9	55.6
49	THAVIOT Matthieu	Rungis	1987	11.0	4.0	10.4	8.8	11.0	10.2	55.4
50	BUSA Felix	Lille	1991	9.1	9.7	8.8	8.2	10.1	7.9	53.8
	LEPINAY Mattéo	Domène	2001	8.8	9.0	11.3	8.8	8.8	7.1	53.8
52	MARET Jordan	Villefranche sur saone	2000	9.1	10.6	5.2	8.7	9.9	8.9	52.4
53	GAUTHIER Thomas	Dreux	1995	10.7	10.5	11.5	0.0	6.7	11.3	50.7
54	GROSSIER Lucas	Chateauroux	1997	10.1	9.2	5.2	8.6	9.6	6.9	49.6
55	CUISINIER Sacha	Gerzat	2000	10.9	8.9	11.0	0.0	10.2	8.4	49.4
56	CONREUR Jocelyn	Gerzat	2002	7.6	8.2	10.0	8.4	8.3	6.7	49.2
57	BOYER Noha	Roanne ALRG	2005	8.5	6.8	6.0	8.2	8.1	6.9	44.5
58	BERNARD Fabien	Rungis	1989	9.8	7.1	9.4	9.2	8.8	0.0	44.3
59	SIMON Nicolas	Chateauroux	2000	0.0	10.9	11.2	0.0	10.8	10.2	43.1
60	FAY Killian	Domène	2003	9.2	7.9	6.7	8.4	6.5	3.3	42.0
61	ALLAIS Baptiste	Beauvais	1999	6.5	7.6	6.7	8.6	9.2	3.1	41.7
62	MOLLON Noa	Roanne ALRG	2004	9.5	7.8	4.5	8.4	6.5	4.5	41.2
63	RON SIN Mickael	Chatou	1978	9.0	7.8	2.2	7.8	7.7	6.2	40.7
64	POUBANNE Philippe	Rungis	1961	0.0	0.0	11.2	7.8	10.3	10.3	39.6
65	CORVAISIER Julien	Chateauroux	1997	0.0	0.0	9.6	0.0	10.3	9.4	29.3
66	GUIL LAMY Baptiste	Cournon	1987	0.0	9.6	10.1	8.6	0.0	0.0	28.3
67	VINIOSA Axel	Bourgoin-jallieu	2002	9.1	0.0	0.0	9.0	0.0	10.0	28.1
68	RAHMANI Mohamed	Beauvais	1978	8.4	0.0	0.0	9.0	0.0	7.6	25.0
69	AGAPE Romain	Beauchamp	1993	0.0	0.0	0.0	0.0	0.0	0.0	0.0
	URSINI Benoit	Domène	1995	0.0	0.0	0.0	0.0	0.0	0.0	0.0

AUBOUARD Anthonin	Cournon	2001	0.0	0.0	0.0	0.0	0.0	0.0	0.0	0.0
BARRIER Mathis	Roanne ALRG	2003	0.0	0.0	0.0	0.0	0.0	0.0	0.0	0.0
BUISSON Jessy	Gerzat	1997	0.0	0.0	0.0	0.0	0.0	0.0	0.0	0.0
PFEFFERKORN Laurent	Villefranche sur saone	1981	0.0	0.0	0.0	0.0	0.0	0.0	0.0	0.0
TURIC - ZIVKOV Nicolas	Tours GC	1998	0.0	0.0	0.0	0.0	0.0	0.0	0.0	0.0
CHARRIER Marin	Chatou	1991	0.0	0.0	0.0	0.0	0.0	0.0	0.0	0.0
VAUGON Arnaud	Chatou	2001	0.0	0.0	0.0	0.0	0.0	0.0	0.0	0.0
PERRIER Antony	Bourgoin-jallieu	1990	0.0	0.0	0.0	0.0	0.0	0.0	0.0	0.0

3. MASCULIN NIVEAU5 11 + . SA_DA (individuels)

3.1. Résultats par équipes

	Equipe	Club							Total
1	St just st rambert	42--Fjep st-just st-rambert	37.7	34.5	34.6	39.0	39.2	39.8	224.8
2	Cysoing	59--Progres cysonien	38.1	33.7	37.2	35.4	39.2	39.2	222.8
3	St Priest	69--Gymnique association saint priest	36.8	36.4	35.8	34.9	39.0	39.0	221.9
4	Castelnau le lez	34--GSL34.com - Castelnau le Lez	37.6	31.5	37.6	34.7	36.9	38.7	217.0
5	Calais	62--Etoile de Calais	35.1	32.8	37.0	35.3	38.5	36.2	214.9
6	Gargenville	78--Espérance de gargenville	36.7	33.2	35.1	35.2	37.2	35.7	213.1
7	Mouvaux	59--Association Sportive Mouvilloise	34.9	30.2	31.4	33.7	37.0	38.1	205.3
8	Chateauroux	36--ASPTT GYM	34.4	30.5	33.4	33.3	37.6	34.8	204.0
9	Mazamet	81--L'hautpouloise	34.9	27.2	36.1	33.9	36.1	35.5	203.7





3.2. Résultats individuels

	Gymnaste	Equipe	Anne e							Total
1	BICARD Eddie	St just st rambert	2000	9.9	8.5	9.6	10.1	10.0	10.0	58.1
2	DUCLOY Thomas	Calais	2000	9.3	9.3	9.7	9.0	10.0	10.2	57.5
3	CASCALES Adrien	St Priest	2000	9.6	9.0	9.5	9.0	9.9	10.1	57.1
	LIBERKOVSKI Felix	Cysoing	2004	9.7	9.9	8.9	8.9	9.9	9.8	57.1
5	CHERCHI Lorenzo	St Priest	2001	9.6	9.1	9.5	8.9	9.9	9.7	56.7
6	DERUDET Romain	St just st rambert	2001	9.8	8.5	8.4	9.4	10.0	10.2	56.3
7	AUFRERE Mow	Chateauroux	2000	9.6	9.5	9.4	8.9	10.0	8.8	56.2
8	PILLONETTO Pierre	St Priest	2003	9.6	9.6	8.9	8.5	9.9	9.5	56.0
9	MOSSE Ruben	Cysoing	2003	9.5	8.2	9.7	8.8	9.7	9.7	55.6
	ARGAUD Matthieu	St just st rambert	2002	9.9	8.5	7.9	10.1	9.2	10.0	55.6
11	BELIARD Antoine	Castelnau le lez	2004	9.7	8.5	8.7	8.8	9.5	10.0	55.2
	TESSIER Pierre henri	Castelnau le lez	1984	8.1	8.7	9.9	9.3	9.4	9.8	55.2
13	OLENINE Matthieu	Gargenville	2000	9.0	8.4	9.3	9.0	9.5	9.6	54.8
	BRUYÈRE Robin	St just st rambert	2002	8.1	9.0	8.7	9.4	10.0	9.6	54.8
	VIDAL Aubin	Mazamet	1999	8.9	9.1	9.4	8.1	9.7	9.6	54.8
16	DEWAELE Paul	Calais	1999	9.4	8.6	9.7	8.8	9.7	8.5	54.7
	QUEHEN Xavier	Mouvaux	1977	9.5	9.0	8.4	8.8	9.1	9.9	54.7
18	MARCHAND Theo	Gargenville	2001	9.6	8.5	9.0	9.2	9.3	9.0	54.6
19	CARRET Tom	Chateauroux	1999	9.3	9.3	9.3	7.9	9.9	8.8	54.5
20	DA SILVA Thomas	Mouvaux	1983	9.5	8.3	8.0	9.0	9.6	9.6	54.0
21	CANCIANI Yoann	Cysoing	1986	8.0	8.0	9.4	8.9	9.4	10.2	53.9
22	PEREZ Gauthier	Mazamet	2002	8.1	8.4	9.2	8.1	10.2	9.8	53.8
23	BABY Sacha	Castelnau le lez	2005	9.5	7.3	9.6	8.2	9.0	9.9	53.5
24	VAN WYNENDAELE Titouan	Cysoing	2004	9.8	7.6	8.2	8.2	10.2	9.1	53.1
25	LEROY Mathys	Calais	2001	7.5	8.0	9.5	8.7	9.5	9.4	52.6
26	POUILLY Leo	Gargenville	2003	9.0	8.5	9.1	8.3	9.1	8.2	52.2
27	MELLARD Allan	Mouvaux	1996	8.7	7.2	8.2	8.4	10.0	9.6	52.1
28	FUENTES Jorys	Mazamet	2002	8.8	7.2	9.2	8.8	8.7	9.0	51.7
	AMANIEU Baptiste	Castelnau le lez	2005	9.2	6.9	9.4	8.2	9.0	9.0	51.7

30	DEBEC Hugo	St Priest	2000	8.0	8.7	6.7	8.5	9.3	9.7	50.9
31	REBELO Julien	Gargenville	1999	9.1	7.8	7.7	8.4	8.2	8.9	50.1
	FRANCOIS Louis	Calais	2001	8.9	6.9	8.1	8.8	9.3	8.1	50.1
33	VANASTEN Mathis	Cysoing	2003	6.5	7.1	9.0	8.4	9.4	9.5	49.9
34	MINET Baptiste	Cysoing	2004	9.1	5.1	9.1	8.8	8.9	8.4	49.4
35	FILIP Benjamin	Gargenville	2000	8.4	7.4	7.6	8.6	9.3	6.9	48.2
36	WEISS Cody	Chateauroux	1999	8.1	5.9	7.9	8.3	8.7	8.4	47.3
37	BOUVIER Mathieu	St Priest	2002	7.0	8.4	7.9	8.1	8.9	6.6	46.9
38	LAVERGNE Raphael	Castelnau le lez	2004	9.2	5.6	7.9	7.8	8.9	6.7	46.1
39	LEFAUX Axel	Chateauroux	2001	7.4	5.8	6.2	8.2	9.0	8.8	45.4
40	BRUN VEROLME Ramses	Castelnau le lez	2004	8.3	7.0	8.1	8.4	8.1	4.9	44.8
41	DESCHAMPS Aymeric	Mouvoux	1973	7.2	5.7	6.8	7.5	8.3	9.0	44.5
42	ALARCON Jean	Mazamet	2004	9.1	2.5	8.3	8.9	7.5	7.1	43.4
43	D ARGENTIERE Bastien	St Priest	2003	6.5	8.1	7.8	7.6	7.4	5.0	42.4
44	GIL Theo	Chateauroux	2000	5.4	5.3	6.8	6.8	8.0	4.4	36.7
45	LOUISON Leo	Calais	2001	0.0	0.0	0.0	0.0	0.0	0.0	0.0
	HOTTOIS Christopher	Mouvoux	2000	0.0	0.0	0.0	0.0	0.0	0.0	0.0

4. FEMININ NIVEAU7 11 + . SA_DA (individuels)

4.1. Résultats par équipes

	Equipe	Club					Total
1	St Martin d hères	38--Essm gymnastique	34.2	38.7	39.2	38.5	150.6
2	Anse	69--Jeunesse ansoise	33.4	38.8	38.7	39.4	150.3
3	Brindas	69--A.s.brindas	34.2	38.9	37.4	38.9	149.4
4	Bousbecque	59--Bousbecque	33.2	37.9	37.9	38.0	147.0
5	Wattrelos	59--La patriote de wattrelos	33.8	37.5	37.5	37.6	146.4
6	Le bouscat	33--Union Sportive Bouscataise Gym	31.8	38.1	37.5	38.6	146.0
7	Gerzat	63--A.L.Gerzat	31.3	37.3	38.6	38.0	145.2
8	Cerny 2	91--Gymnastique sportive de cerny	32.1	37.2	37.6	37.6	144.5
	Romans	26--avenir de romans	31.2	37.3	39.3	36.7	144.5
10	Champs sur marne	77--Espérance	29.5	38.3	37.6	38.5	143.9
11	Brunoy	91--Brunoy pyramide	31.1	37.4	36.9	37.9	143.3
12	Tonneins	47--Gym pour tous sj tonneins	32.2	36.0	36.6	38.4	143.2
13	Uzes	30--Club de gymnastique uzetia	32.3	37.2	36.9	36.0	142.4
14	Nantes	44--Les Ailes Bleues de Nantes	31.3	34.5	38.1	38.2	142.1
15	Esvres 2	37--Gymnastique Sportive Esvres	30.2	35.5	36.5	36.9	139.1
16	Orchies	59--La concorde orchies	29.5	34.8	37.2	36.8	138.3
17	Chappes LG	63--Chappes Limagne Gym	28.3	34.7	36.8	37.4	137.2
18	St Avertin	37--St-avertin sports	29.7	33.9	36.5	35.5	135.6

4.2. Résultats individuels



	Gymnaste	Equipe	Annee					Total
1	YANG Ashley	St Martin d hères	2003	8.9	9.8	9.9	9.7	38.3
2	LICATA Luna	St Martin d hères	2001	9.0	9.7	9.8	9.7	38.2
3	BELAIDOUNI Rahma	Anse	2005	8.4	9.8	9.7	9.9	37.8
4	ECHAIB Kamelia	Anse	2004	8.6	9.4	9.8	9.9	37.7
	BENOIT DUPREZ Clémence	Bousbecque	2000	8.9	9.5	9.5	9.8	37.7
6	TERRIER Manon	Anse	2003	8.4	9.8	9.5	9.8	37.5
7	VULLIEZ Madeline	Brindas	2003	8.5	9.2	9.7	9.9	37.3
8	OPPICI Cléa	Brunoy	2004	8.3	9.7	9.4	9.7	37.1
	JESUS Coraline	Brindas	2003	8.5	9.7	9.2	9.7	37.1
	GOURGUES Luna	Le bouscat	2004	8.6	9.2	9.7	9.6	37.1
11	MAROTTE Ambre	Cerny 2	2004	8.5	9.5	9.4	9.6	37.0
12	ROUEIRE Jeannette	Gerzat	2003	7.4	9.8	9.8	9.9	36.9
13	ROSSAT Emma	St Martin d hères	2000	8.2	9.5	9.7	9.4	36.8
14	SMET Ornela	Wattrelos	2005	8.4	9.4	9.4	9.5	36.7
15	DEVRIERE Sarah	Wattrelos	2003	8.5	9.7	9.8	8.5	36.5
	ARDITO Johanna	St Martin d hères	2001	7.8	9.7	9.8	9.2	36.5
	SALIN Julie	Le bouscat	2004	8.0	9.7	9.1	9.7	36.5
18	DUARTE Lola	Champs sur marne	2005	7.8	9.9	9.1	9.6	36.4

	EL AANS Khadija	Tonneins	2005	8.5	8.9	9.5	9.5	36.4
20	EKOUE Laetitia	St Martin d hères	2003	8.0	9.3	9.6	9.4	36.3
	BECART Nina	Le bouscat	2002	7.5	9.6	9.5	9.7	36.3
	ESSERSI Nawel	Romans	2004	7.7	9.3	9.7	9.6	36.3
	LAMBREIT Coralie	Bousbecque	2003	8.1	9.6	9.3	9.3	36.3
24	DERSIN Lysa	Esvres 2	2004	8.2	9.5	9.2	9.3	36.2
	THOMAS Marianne	Tonneins	2000	8.2	9.1	9.5	9.4	36.2
26	ESTEVEVES Emma	Brunoy	2004	8.1	9.1	9.4	9.5	36.1
	MALJOURNAL Lily-rose	Anse	2004	8.0	9.8	8.5	9.8	36.1
	VANGHELLE Alicia	Orchies	2005	7.5	9.0	9.9	9.7	36.1
	PEYVEL Mélissa	Brindas	2004	8.5	9.9	9.3	8.4	36.1
	DÉON Stéline	Romans	2003	7.7	9.4	9.8	9.2	36.1
	DEMARCK Camille	Bousbecque	2003	8.2	8.8	9.6	9.5	36.1
32	POINTEAU Swann	Nantes	2003	8.2	9.0	9.0	9.8	36.0
	DER PARSEGHIAN Malou	Romans	2002	8.1	9.5	9.7	8.7	36.0
34	WERBROUCK Laura	Wattrelos	2002	8.5	9.0	8.8	9.6	35.9
	BLANCHOIN Laetitia	Champs sur marne	1991	7.1	9.7	9.4	9.7	35.9
	KHELOUFI Ines	Champs sur marne	2003	6.9	9.5	9.7	9.8	35.9
	QUERCIA Roxanne	St Martin d hères	2002	8.1	9.5	8.6	9.7	35.9
38	FOURNET Maëva	Gerzat	2003	7.7	9.3	9.2	9.6	35.8
	CRETET MIAGKOFF Paciana	Brindas	2003	8.7	9.3	9.2	8.6	35.8
	MATOUS Pauline	Le bouscat	2004	7.7	9.4	9.2	9.5	35.8
41	DONGOIS Prunelle	Brunoy	2004	7.6	9.1	9.6	9.4	35.7
	RENAUD Lena	Nantes	2005	8.1	8.3	9.5	9.8	35.7
43	BELZANNE Othilie	Cerny 2	2001	8.1	8.6	9.4	9.5	35.6
44	NOCEK Solane	Wattrelos	2005	8.4	9.4	8.3	9.4	35.5
45	BACHOUTI Eva	Gerzat	2004	8.0	9.2	9.6	8.5	35.3
	GHESTEM Marie	Bousbecque	2004	8.0	9.5	9.5	8.3	35.3
47	BERAS Salomé	Uzes	2002	8.0	8.4	9.4	9.4	35.2
	GUIRAUD Léna	Uzes	2005	7.7	9.4	8.6	9.5	35.2
	HERMET Solene	Uzes	2002	7.8	9.0	9.7	8.7	35.2
50	GOMEZ Elea	Champs sur marne	2005	7.7	9.2	8.8	9.3	35.0
	DESSOMES Lisa	Tonneins	2003	7.5	8.8	9.3	9.4	35.0
52	PERCHEY Juliet	Cerny 2	2003	7.4	9.6	9.5	8.4	34.9
	TEXIERA Orlane	Anse	2005	6.6	9.0	9.7	9.6	34.9
	DECLERCQ Justine	Orchies	2004	8.3	8.4	9.0	9.2	34.9
	ROCHIGNEUX Coralie	Brindas	2002	7.5	9.5	8.0	9.9	34.9
56	VAN BERGUE Pauline	Wattrelos	2003	7.2	9.0	9.5	9.1	34.8
57	RENOTON Elisa	Esvres 2	2003	7.4	8.6	9.6	9.1	34.7
	CHANDEZON Laëtitia	Gerzat	2004	8.2	8.1	9.6	8.8	34.7
	GIRAUD Lola	Chappes LG	2004	7.2	8.6	9.5	9.4	34.7
60	DARME Lucie	Anse	2005	6.7	8.9	9.3	9.7	34.6
	HOARAU Marion	St Avertin	2004	7.7	8.8	9.4	8.7	34.6
	GRIVOLAT Laurianne	Romans	2000	7.1	9.0	9.3	9.2	34.6
63	LAGNEL Emma	Nantes	2002	6.9	8.2	9.8	9.6	34.5
	GESLIN Manon	Romans	2000	7.2	9.1	10.0	8.2	34.5
65	TEYSSONNIER Chloe	Chappes LG	2004	7.7	8.7	8.9	9.1	34.4
66	MARSAUX Lucile	Cerny 2	2002	7.1	8.3	9.3	9.6	34.3
67	LEENKNEGT Marie	Bousbecque	2000	6.8	8.8	9.2	9.4	34.2
68	BRAHINI Deynia	Uzes	2003	8.8	8.6	9.2	7.5	34.1
	PROU Margaux	Esvres 2	2004	7.7	8.7	8.4	9.3	34.1
70	SERRE Flavie	Chappes LG	2004	7.1	8.9	9.3	8.7	34.0
71	WILHELM Maéva	Brunoy	2005	7.1	9.0	8.5	9.2	33.8
72	MEKERKE Lisa	Tonneins	2005	8.0	8.0	8.1	9.6	33.7
	LEGUILLEC Emma	Nantes	2003	8.1	7.1	9.5	9.0	33.7
	PESTOURIE Heloise	Le bouscat	2004	6.2	9.4	8.6	9.5	33.7





75	UNI Jeanne	Tonneins	2003	6.3	9.2	8.2	9.9	33.6
	DUBOIS Flavie	Bousbecque	2001	7.9	9.3	7.6	8.8	33.6
77	PAJETTA Aurelie	Brindas	2003	7.7	9.8	6.6	9.4	33.5
78	MINNE Gabrielle	Cerny 2	2002	8.1	9.1	8.0	8.1	33.3
	CHEAM Tifany	Brunoy	2003	6.3	9.5	8.2	9.3	33.3
	BELMILIANI Sarah	Gerzat	2003	6.6	7.4	9.6	9.7	33.3
	BOUALI Sirine	St Avertin	2004	7.8	8.2	8.5	8.8	33.3
	LAVAUD Juliette	Le bouscat	2003	7.4	8.3	8.0	9.6	33.3
83	AIT CHALALET Ines	Champs sur marne	2003	6.4	9.0	8.6	9.2	33.2
84	GRILLON Enola	Cerny 2	2004	7.0	9.0	8.2	8.9	33.1
	TRICHOT Lea	Orchies	2003	6.0	8.6	9.7	8.8	33.1
	CAPPELE Loane	Uzes	2003	7.7	9.2	7.8	8.4	33.1
87	SEIGNEURET Jade	St Avertin	2004	7.5	8.9	9.1	7.5	33.0
	MONTEIL Lisa	Chappes LG	2001	6.3	8.5	8.7	9.5	33.0
89	ROUSSEL Chloe	Uzes	2002	6.9	9.6	8.2	8.2	32.9
90	DANO Clothilde	Nantes	2002	6.6	8.4	9.3	8.5	32.8
91	DERNONCOURT Coline	Orchies	2003	7.2	8.5	7.9	9.1	32.7
92	AIT CHALALET Miriam	Champs sur marne	2002	6.5	7.2	9.4	9.4	32.5
93	MUNSH MASSET Louise	Esvres 2	2003	6.5	7.2	9.3	9.2	32.2
94	GAUD Evie	St Avertin	2003	6.1	8.0	9.1	8.8	32.0
95	LEGER Julia	Orchies	2004	6.3	8.6	8.6	8.4	31.9
96	LARTIGUE Jade	Gerzat	2004	6.9	9.0	8.3	7.6	31.8
	VERISSIMO Clara	Chappes LG	2005	6.3	7.0	9.1	9.4	31.8
98	FAVRE Mariane	Nantes	1999	6.2	8.8	8.9	7.7	31.6
99	DUPUIS Liya	Orchies	2003	6.5	8.6	8.0	8.0	31.1
100	VENDRIX Josépha	St Avertin	2004	6.7	6.3	8.9	8.8	30.7
101	SENECAL Paloma	Esvres 2	2003	6.4	8.7	7.7	6.5	29.3
102	DOUCET Pauline	St Avertin	2003	6.0	5.7	8.3	9.1	29.1
103	MEYNIER Enola	Tonneins	2003	6.1	7.1	8.3	7.4	28.9
104	GIRRES Lisa	Esvres 2	2003	6.9	8.3	7.6	4.5	27.3
105	GOBERT Cassandra	Wattrelos	2002	0.0	9.0	7.9	8.8	25.7
106	WILLMANN Marion	Romans	1997	7.7	0.0	9.8	8.0	25.5
107	CHABRIER LASNIER Loue anne	Chappes LG	2004	0.0	8.1	7.1	8.7	23.9
108	SAHIN Endra	Brunoy	2004	0.0	0.0	0.0	0.0	0.0

5. FEMININ NIVEAU1 11 + . SA_DA (individuels)

5.1. Résultats par équipes

	Equipe	Club					Total
1	Castelnau le lez	34--GSL34.com - Castelnau le Lez	32.5	37.8	36.5	36.6	143.4
2	LUC gym 2	59--Luc gym	31.3	36.6	34.9	35.4	138.2
3	Cournon	63--Cournon d'Auvergne Gym	30.5	29.1	34.1	36.0	129.7
4	Portet sur garonne	31--Portet gym	28.5	34.9	31.7	34.4	129.5

5.2. Résultats individuels

	Gymnaste	Equipe	Annee					Total
1	BARREDO Laura	Castelnau le lez	1998	11.8	13.0	12.8	12.1	49.7
2	ZEMZAMI Chaïmaa *	Cabestany 1 (indiv) (indiv)	1995	12.1	11.9	12.0	12.4	48.4
3	EGHERMANNE Camille *	Mouvoux 1 (indiv) (indiv)	1999	11.2	12.5	12.1	12.4	48.2
4	LESAGE Marine *	Cabestany 1 (indiv) (indiv)	1996	11.3	11.4	12.1	12.1	46.9
5	CICALESE Elise	Castelnau le lez	2004	10.0	11.4	12.4	12.1	45.9
	NGANGUE Salomé	Castelnau le lez	1998	9.7	12.5	11.3	12.4	45.9
7	MARTIN Emilie	Castelnau le lez	2002	10.1	12.3	11.2	12.1	45.7
8	D'HARLINGUE Laëtitia	LUC gym 2	1992	9.4	12.4	11.8	11.8	45.4
9	ESCANDE Charline	LUC gym 2	2003	10.5	11.9	11.0	11.9	45.3
10	FAURE Justine	Portet sur garonne	1995	10.3	12.1	10.7	11.8	44.9
11	LEVADOUX Lou	Cournon	2000	10.1	10.8	11.9	11.6	44.4
	BUISSON Océane *	Gerzat 1 (indiv) (indiv)	1999	10.3	11.8	10.6	11.7	44.4
13	MINARD Clémentine	Castelnau le lez	2003	10.6	10.1	11.3	12.1	44.1
14	LE BIHAN Anaëlle *	Orsay 1 (indiv) (indiv)	1995	9.6	11.5	11.8	10.9	43.8
15	VALENCOURT Laurie	LUC gym 2	1992	10.5	9.4	12.1	11.6	43.6
16	POIRSON Lou *	Orsay 1 (indiv) (indiv)	1997	10.4	10.7	11.2	11.2	43.5
17	PEIREIRA Coralie	Cournon	1994	10.6	8.8	11.6	12.3	43.3
18	OUIDIR Orly	Portet sur garonne	1997	9.8	11.3	10.3	11.5	42.9
19	VALENCOURT Emeline	LUC gym 2	1990	8.6	12.3	10.7	11.1	42.7
20	AVRILLAUD Jade	Portet sur garonne	2002	8.4	11.5	10.2	11.1	41.2
21	DUCARRE Florine *	Savigny 1 (indiv) (indiv)	1987	9.8	8.6	11.5	10.7	40.6
22	FEDLAOUI Estelle	Cournon	1991	9.1	9.5	10.6	10.7	39.9
23	HONOREZ Melissa	LUC gym 2	1990	10.3	6.7	10.9	11.7	39.6
24	DJEFFAL Elisa	Portet sur garonne	2002	8.4	10.6	10.0	10.4	39.4
25	PABION Clara	Cournon	2000	9.6	6.6	9.7	12.1	38.0
26	SANCHEZ Léa	Cournon	1997	9.8	7.0	9.4	11.1	37.3
27	HUGUET Mélanie	Portet sur garonne	1990	0.0	0.0	10.7	0.0	10.7
28	VALENCOURT Emmeline *	LUC gym 1 (indiv) (indiv)	1990	0.0	0.0	0.0	0.0	0.0

6. MASCULIN NIVEAU3 11-18 ans . SA_DA (individuels)

6.1. Résultats par équipes








	Equipe	Club							Total
1	Andrézy	78--Andrézy	32.3	32.4	30.9	29.3	32.8	28.7	186.4
2	Pont de Beauvoisin	38--La Sentinelle	30.7	25.7	31.6	26.9	33.2	29.0	177.1
3	Castelnau le lez	34--GSL34.com - Castelnau le Lez	30.9	29.9	24.2	27.3	31.2	28.0	171.5
4	Rungis	94--Rungis	32.8	23.4	27.7	26.9	29.3	27.5	167.6
5	Vendome	41--US VENDOME	28.6	27.8	26.4	28.2	29.6	26.3	166.9
6	Orsay	91--Caorsay	30.9	19.5	27.9	26.6	30.7	24.4	160.0
7	St Genis les Ollières	69--Entente St genoise	27.9	23.4	26.1	24.3	29.1	20.2	151.0
8	Cysoing	59--Progres cysonien	25.6	16.2	19.9	25.1	25.6	15.8	128.2

6.2. Résultats individuels








	Gymnaste	Equipe	Anne e							Total
1	MIRA Jeremy	Andrézy	1998	11.5	10.1	10.4	9.8	11.3	9.7	62.8
2	WADOUX Fabien	Vendome	1998	10.9	10.8	9.3	10.3	10.7	8.9	60.9
3	DHELENS Loic	Rungis	1998	11.1	8.1	9.9	9.4	11.8	10.4	60.7
4	BIMMEL Luc	Pont de Beauvoisin	1998	10.2	9.5	10.2	8.9	11.1	10.0	59.9
5	LAFONT Martin	Castelnau le lez	2001	11.4	9.6	7.9	10.1	11.1	9.7	59.8
6	MARQUES Oscar	Castelnau le lez	2002	10.2	9.8	8.8	9.2	11.0	9.6	58.6
7	CHEVROT Nicolas	Andrézy	1999	8.6	10.9	9.8	8.1	11.2	9.8	58.4
8	CHOIRAT Rémi	Pont de Beauvoisin	1999	10.4	7.0	11.1	8.4	10.8	10.3	58.0
9	DARRIGADE Theo	Andrézy	2003	9.9	7.9	10.7	9.8	10.3	9.2	57.8
10	JOLLET Corentin	Vendome	1999	8.7	10.9	9.7	9.6	10.5	8.3	57.7
11	SABUCO Thomas	Andrézy	2005	10.9	11.4	9.7	9.7	7.3	8.6	57.6
12	LEVICONTE Evann	Pont de Beauvoisin	2002	10.1	9.2	10.3	9.6	11.3	7.0	57.5
13	POIRSON Quentin	Orsay	1999	10.9	4.6	11.0	10.2	10.5	9.8	57.0
14	SUIGNARD Maxime	Rungis	2002	11.4	7.8	9.2	8.9	7.4	8.5	53.2
15	BERTRAND Nicolas	Castelnau le lez	2003	9.3	10.5	7.5	8.0	9.1	8.7	53.1
16	DREUX Justin	St Genis les Ollières	2001	11.4	8.0	9.5	8.3	9.9	5.7	52.8
17	FOURGOUS Jules	Rungis	1998	9.2	7.5	8.6	8.6	9.5	8.6	52.0
18	PESCIAOLI Yohann	Cysoing	1998	10.0	9.3	8.6	8.6	10.1	4.6	51.2
19	GIZOLME Martin	St Genis les Ollières	2002	8.7	9.0	8.9	8.1	9.5	6.2	50.4
20	COLLIGNON Martin	Orsay	2000	9.0	7.6	8.9	8.2	9.6	6.6	49.9
21	HERAULT Yoann	Vendome	2000	9.0	6.1	7.4	8.3	8.4	9.1	48.3
22	MOUILLET Leonard	St Genis les Ollières	2000	7.8	6.4	7.7	7.9	9.7	8.3	47.8
23	VANGHELLE Charles	Cysoing	2002	10.2	4.7	6.8	8.1	9.4	8.3	47.5
24	FAURE Théo	Rungis	2002	10.3	4.1	8.0	8.6	8.0	6.8	45.8
25	L'HOIST Thomas	Orsay	2000	8.8	6.2	8.0	8.2	9.3	3.5	44.0
26	HUMBERT Thibaud	Pont de Beauvoisin	1999	0.0	7.0	10.0	8.1	9.1	8.7	42.9
27	COLLIGNON Thomas	Orsay	2000	11.0	5.7	7.4	0.0	10.6	8.0	42.7
28	BARBOT Martin	Cysoing	2001	5.4	2.2	4.5	8.4	6.1	2.9	29.5
29	BLANCHARD Clement	Andrézy	2000	0.0	8.4	0.0	8.1	4.0	0.0	20.5
30	BORIOS Guilhem	Orsay	1998	0.0	0.0	0.0	0.0	0.0	0.0	0.0

7. MASCULIN NIVEAU2 11 + . SA_DA (individuels)

7.1. Résultats par équipes


	Equipe	Club								Total
1	Jonage	69--E.s.j gymnastique artistique	34.3	29.1	30.2	31.6	31.8	32.7		189.7
2	Champigny	94--RSCChampigny gym	31.1	32.2	31.5	29.6	28.8	28.9		182.1
3	Cysoing	59--Progres cysonien	33.5	29.4	31.3	28.5	27.5	27.4		177.6

7.2. Résultats individuels

	Gymnaste	Equipe	Anne e								Total
1	PAULMIER Gildas *	Dreux 1 (indiv) (indiv)	1996	11.8	12.4	12.4	11.1	9.9	10.8		68.4
2	GIUFFRIDA Guillaume	Jonage	1994	9.9	11.1	12.2	10.6	12.1	12.3		68.2
3	VARENNES Mathis	Champigny	1995	12.0	12.3	11.7	11.0	11.0	8.9		66.9
4	MIGNE Baptiste *	Orsay 1 (indiv) (indiv)	1992	12.3	10.0	11.6	10.0	11.5	8.1		63.5
5	MORELLON Pierrick *	St Genis les Ollières 1 (indiv) (indiv)	1999	10.8	10.6	10.6	10.8	11.1	9.4		63.3
6	CARON Kevin	Cysoing	1998	11.4	9.0	11.9	10.7	9.7	10.4		63.1
7	ROCHAND Loic *	St Genis les Ollières 1 (indiv) (indiv)	1991	10.1	8.8	10.4	13.1	8.3	11.6		62.3
8	PERRA Laurent	Jonage	1985	12.2	8.4	7.4	10.9	10.1	11.9		60.9
9	LEREDOTTE Raphael	Jonage	2001	12.2	8.9	10.3	10.1	9.6	8.5		59.6
10	ROLAND Gregory *	Wattrelos 1 (indiv) (indiv)	1994	10.2	9.3	11.5	9.6	8.0	10.9		59.5
11	MANIEZ Camille	Champigny	2000	9.9	11.3	10.0	10.1	7.0	9.4		57.7
12	APRA Adrien	Cysoing	1990	11.0	9.8	10.2	9.3	9.1	7.4		56.8
13	VARENNES Frédéric	Champigny	1968	9.2	7.8	9.8	8.3	10.8	10.6		56.5
14	PERREZ Paul	Cysoing	1998	11.1	8.4	9.2	8.5	7.5	9.6		54.3
15	PIARULLI Thomas	Champigny	1992	6.5	8.6	9.8	8.5	6.4	3.7		43.5
16	LOPEZ Thomas	Jonage	2000	7.2	8.7	6.9	9.1	7.6	0.0		39.5
17	BEAUDIQUEZ Quentin	Jonage	1995	9.2	9.1	7.7	9.7	0.0	0.0		35.7
18	TEMPELAERE Guillaume	Cysoing	1984	0.0	10.6	7.3	0.0	8.7	0.0		26.6
19	RAKOTOMALALA Sylvain	Champigny	1999	0.0	0.0	0.0	0.0	0.0	0.0		0.0

8. FEMININ NIVEAU8 11 + . SA_DA (individuels)

8.1. Résultats par équipes

	Equipe	Club					Total
1	Villeurbanne ASL	69--A.S.L.Gratte-Ciel	32.3	36.3	36.8	36.3	141.7
2	Bourg St Maurice	73--Bsm gym bourg st maurice	31.2	35.6	33.4	36.5	136.7
3	Wingles 1	62--Wingles	31.6	35.0	33.7	35.5	135.8
4	Osny	95--Espoirs gymniques d'osny	31.4	34.7	34.3	35.3	135.7
5	Mur es Allier	63--CIG Mur es allier	30.9	34.1	33.6	36.1	134.7
6	Beauvais	60--La Vaillante	31.6	33.1	33.8	36.0	134.5
7	Bray	77--Club sportif braytois	30.1	33.9	34.6	35.4	134.0
8	Perpignan	66--Uscm	31.3	33.1	33.5	35.7	133.6
9	Annet sur marne	77--Annet sur marne	30.1	33.8	31.5	36.7	132.1
10	Villeneuve sur Lot	47--Cercle gymnique villeneuvois	30.4	31.0	33.0	36.2	130.6
11	Monts	37--GSM	26.4	32.8	31.0	33.8	124.0
12	Pont de claix	38--Pont de claix amicale gymnique	0.0	0.0	0.0	0.0	0.0



8.2. Résultats individuels

	Gymnaste	Equipe	Annee					Total
1	PICARD Eva	Villeurbanne ASL	2004	8.0	9.1	9.5	9.1	35.7
2	PERRAT Ségolène	Villeurbanne ASL	2002	8.0	9.2	9.1	9.2	35.5
	ROUSSEL Ambre	Wingles 1	2004	8.7	8.8	8.9	9.1	35.5
4	BELKHADRIA Firdaws	Villeurbanne ASL	2005	8.1	9.1	9.5	8.7	35.4
5	MAURIES Victoire	Perpignan	2004	8.7	8.7	8.8	8.9	35.1
6	TARIS Marilou	Mur es Allier	2003	7.9	8.9	8.9	9.2	34.9
7	THIBAUT Louise	Bourg St Maurice	2005	7.6	9.0	8.7	9.3	34.6
8	ROBERT Clea	Osny	2002	8.3	8.8	8.7	8.7	34.5
	DESMAY Jessica	Bray	2005	7.6	8.9	8.9	9.1	34.5
10	AUZOU Loane	Annet sur marne	2005	7.3	8.6	9.0	9.4	34.3
11	PEREZ Marion	Wingles 1	2004	8.0	9.0	8.3	8.9	34.2
12	SANTANACH Justine	Perpignan	2003	8.4	8.3	8.5	8.8	34.0
	POIRIER Sarah	Beauvais	2002	7.9	8.5	8.6	9.0	34.0
	VERONESE Marina	Villeneuve sur Lot	2005	8.1	8.0	8.6	9.3	34.0
	DAVID Carole	Bourg St Maurice	2001	7.3	9.3	8.2	9.2	34.0
16	DELARRE Flora	Annet sur marne	2002	8.5	8.6	7.5	9.3	33.9
	VELHO Agathe	Villeurbanne ASL	2004	8.2	8.5	8.2	9.0	33.9
	BARGE Alizée	Mur es Allier	2002	7.8	8.7	8.3	9.1	33.9
19	FRAZ Zélie	Osny	2003	7.8	8.3	9.0	8.7	33.8
	HUMEAU Vaimiti	Perpignan	2004	7.9	8.5	8.3	9.1	33.8
	DEGAUDEZ Marine	Bourg St Maurice	2004	8.1	8.4	8.3	9.0	33.8
22	FERREIRA Norah	Beauvais	2004	8.1	8.3	8.4	8.9	33.7
23	HAMEL Camille	Osny	2003	7.7	8.9	8.1	8.9	33.6
24	MEYER Clara	Villeurbanne ASL	2001	8.0	8.5	8.2	8.8	33.5
	PATRIARCA Juliette	Villeurbanne ASL	2003	6.9	8.9	8.7	9.0	33.5
	TARDIEU Louise	Mur es Allier	2004	8.2	8.2	8.4	8.7	33.5
27	MORUZZI Charline	Beauvais	2004	7.9	8.3	8.2	9.0	33.4
	VASSONEY Inari	Bourg St Maurice	2005	7.7	8.5	8.2	9.0	33.4





29	COELHO Loane	Villeneuve sur Lot	2004	7.7	7.7	8.8	9.0	33.2
30	CORMONT Lea	Wingles 1	2005	7.4	8.5	8.5	8.7	33.1
31	DA SILVA H�el�ene	Osny	2002	7.6	8.7	7.7	9.0	33.0
	GRISOT Marie	Bray	2004	8.3	8.5	8.6	7.6	33.0
33	KIEFER Berangere	Beauvais	2002	7.7	7.7	8.4	8.7	32.5
34	BEAUPERE Thena	Osny	2003	7.5	7.9	8.5	8.5	32.4
	PITTE Manon	Bray	2002	7.2	8.1	7.9	9.2	32.4
36	BRARD Annaelle	Bray	2003	7.0	7.6	9.1	8.6	32.3
37	LESAGE Cindy	Beauvais	2001	6.8	8.0	8.4	9.0	32.2
38	YVART Mindy	Wingles 1	2004	7.1	8.7	8.0	8.3	32.1
39	COURTOIS Lola	Annet sur marne	2004	7.0	8.3	7.8	8.9	32.0
	AISA Sacha	Bourg St Maurice	2004	7.8	7.9	7.4	8.9	32.0
41	GAIDET Faustine	Bourg St Maurice	2004	6.9	8.8	7.4	8.8	31.9
42	HENION Claire	Wingles 1	2002	7.5	8.4	7.0	8.8	31.7
43	MORGEAT Laura	Mur es Allier	2003	7.0	7.6	8.0	9.0	31.6
44	MARBOUTIN Manon	Villeneuve sur Lot	2005	7.4	7.6	8.0	8.3	31.3
45	JAGER Line	Beauvais	2003	6.1	7.9	8.1	9.0	31.1
	RAIMANT L�ea	Villeneuve sur Lot	2002	7.2	7.5	7.4	9.0	31.1
47	POUPEAU Selma	Villeneuve sur Lot	2003	6.6	7.7	7.6	8.9	30.8
48	MONTURET Louna	Mur es Allier	2004	6.8	8.3	6.9	8.5	30.5
49	HAKKAR Horianna	Mur es Allier	2003	7.0	6.5	8.0	8.8	30.3
50	BOUITS Emeline	Perpignan	2000	6.3	7.6	7.4	8.9	30.2
	SOYEZ Manon	Monts	2003	6.8	8.6	8.0	6.8	30.2
52	CARITA Emma	Monts	2004	6.1	7.2	8.0	8.8	30.1
53	OMAR Camille	Bray	2004	6.3	7.2	8.0	8.5	30.0
54	GOUBE Julie	Annet sur marne	2003	7.3	7.9	5.7	9.0	29.9
	GEORGET Chloe	Monts	2003	6.4	8.1	7.9	7.5	29.9
56	PETIPHAR Victoria	Monts	2002	6.8	7.6	6.6	8.5	29.5
57	CAMPOS Juliette	Perpignan	2003	6.1	7.6	7.9	7.8	29.4
58	HAMBACHER Ana�elle	Monts	2004	6.4	8.2	6.3	8.4	29.3
59	SOYEZ Marion	Monts	2003	6.1	7.9	7.1	8.1	29.2
60	SCHNEIDER Shana	Bray	2004	6.1	8.4	6.2	8.4	29.1
61	DELANGE Flora	Annet sur marne	2003	0.0	8.3	7.2	9.0	24.5
62	PERROT Chloe	Osny	2003	0.0	0.0	0.0	0.0	0.0
	BOURAKI Aliya	Perpignan	2003	0.0	0.0	0.0	0.0	0.0
	BELKHADEM Lilia	Pont de claix	2001	0.0	0.0	0.0	0.0	0.0
	CUINET Melina	Pont de claix	2003	0.0	0.0	0.0	0.0	0.0
	LELEUX Charlotte	Pont de claix	2002	0.0	0.0	0.0	0.0	0.0
	MILLEWEIHOFF Charlotte	Pont de claix	2004	0.0	0.0	0.0	0.0	0.0
	SOLANS Julie	Pont de claix	2003	0.0	0.0	0.0	0.0	0.0
	ZIDI Sefara	Pont de claix	2003	0.0	0.0	0.0	0.0	0.0
	CHARA Melina	Wingles 1	2003	0.0	0.0	0.0	0.0	0.0

9. FEMININ NIVEAU6 11 + . SA_DA (individuels)

9.1. Résultats par équipes

	Equipe	Club					Total
1	Othis	77--Co othis	36.4	39.0	38.6	38.9	152.9
2	Belleville sur saone	69--Gym club belleville beaujolais	34.9	39.4	39.0	38.4	151.7
3	Barlin	62--Barlin	34.6	38.2	39.4	39.2	151.4
4	Envol Aquitaine	33--Envol d aquitaine	34.0	38.5	39.2	39.2	150.9
5	Aubagne Gym	13--Aubagne gym	33.2	39.7	38.2	38.6	149.7
6	Trets	13--Gymnastique sportive tretsoise	32.6	39.2	38.5	39.2	149.5
	Montigny en gohelle	62--Montigny Gym Club	33.1	38.9	38.8	38.7	149.5
8	Gargenville	78--Espérance de gargenville	34.3	37.5	38.6	38.8	149.2
9	La chatre 2	36--Union sportive la chatre	33.7	38.3	38.8	38.2	149.0
10	Combronde	63--COMBRONDE GYM	32.8	38.8	38.8	38.5	148.9
11	Carvin	62--Carvin	34.1	38.8	36.9	38.9	148.7
12	LUC gym	59--Luc gym	33.1	37.0	38.6	39.0	147.7
	Pierre Bénite	69--Patronage laïque de Pierre Bénite	34.3	36.8	38.2	38.4	147.7
14	Biarritz	64--Equilibre Biarritz	33.1	36.4	37.4	38.8	145.7
15	Vigneux sur seine	91--Espérance de Vigneux	33.3	36.8	36.6	38.1	144.8
16	Montpellier MUC	34--MUC GYM	34.7	35.3	37.6	36.6	144.2
17	Luynes	37--AS LUYNES GYM- ENFANTS	32.9	36.9	36.3	37.3	143.4
18	Couzeix	87--Couzeix gym	30.9	35.6	37.5	38.1	142.1

9.2. Résultats individuels







	Gymnaste	Equipe	Annee					Total
1	USUBELLI Elina	Othis	2004	9.2	10.0	9.8	10.0	39.0
	ROMMELARD Marine	Carvin	2004	9.2	9.9	10.1	9.8	39.0
	DEPORTE Coline	Belleville sur saone	2004	9.1	10.2	9.8	9.9	39.0
4	DESMONT Jade	Barlin	1999	8.9	9.8	10.2	10.0	38.9
5	HIDRI Cindy	Aubagne Gym	1996	9.1	10.1	9.8	9.7	38.7
	LECOCQ Scarlettte	Barlin	1997	9.0	9.9	9.9	9.9	38.7
7	GAUDRY Léa	Othis	2001	9.1	9.9	9.7	9.8	38.5
8	LUTUMBA Mathicia	Belleville sur saone	2003	8.8	9.8	9.9	9.9	38.4
9	AUPIC Déborah	Othis	2000	8.9	10.1	9.7	9.6	38.3
	DUMAS Juliette	La chatre 2	2001	8.5	10.0	10.1	9.7	38.3
11	RIBOT Marie aline	Gargenville	1997	9.2	9.3	10.0	9.7	38.2
12	LEROY Amelie	Trets	2001	8.6	9.9	9.9	9.7	38.1
13	OUAZZANI Hana	LUC gym	2000	9.0	9.4	9.7	9.8	37.9
	CARON Justine	Envol Aquitaine	2000	8.4	9.6	10.1	9.8	37.9
15	JOLIVET Auréa	Gargenville	2000	8.6	9.8	9.3	9.9	37.6
	OLIVIER Emma	Aubagne Gym	2001	8.3	9.7	9.9	9.7	37.6
	DEVOET Makeda	Envol Aquitaine	2004	8.4	9.6	9.7	9.9	37.6
	GRAND-MOURSEL Aurore	Envol Aquitaine	1999	8.3	9.7	9.9	9.7	37.6
	LACOUR Orlane	Montigny en gohelle	1998	8.8	9.8	9.3	9.7	37.6
20	ASSOUANE Elsa	Pierre Bénite	2002	8.6	9.8	9.8	9.3	37.5

21	SINTES Shauna	Montpellier MUC	2000	8.8	9.9	9.4	9.3	37.4
	CHASSAING Tifanie	Combronde	2002	8.4	9.3	10.0	9.7	37.4
	BERLIOZ ATRHAUD Estelle	Belleville sur saone	2005	8.3	9.9	9.8	9.4	37.4
24	DUTHE Julie	Montigny en gohelle	2003	7.9	9.6	10.0	9.7	37.2
25	BOUCHENOIRE Marie	Luynes	1993	8.5	9.8	9.2	9.6	37.1
	BIOUGNE Anaëlle	Combronde	2000	8.4	9.5	9.6	9.6	37.1
27	KHEBIZI Malou	Trets	2003	8.3	9.6	9.3	9.8	37.0
28	HOC-SING Morgane	Gargenville	2001	8.3	9.2	9.8	9.6	36.9
	MONTELS Gwennaëlle	Trets	1991	7.5	9.7	9.9	9.8	36.9
	SPURGIN Emma	Trets	2004	7.9	9.7	9.4	9.9	36.9
	VYSOTSKAYA Nadia	Envol Aquitaine	2002	8.9	9.3	9.0	9.7	36.9
	MOREAU Amandine	La chatre 2	2004	7.8	9.7	10.0	9.4	36.9
	BEIGNE Lucie	Biarritz	2000	8.3	9.0	9.6	10.0	36.9
34	BALDIN Margaux	Luynes	1997	8.5	9.2	9.5	9.6	36.8
	NESTRIGUE Mae	Combronde	2000	7.7	9.7	9.7	9.7	36.8
	DUPONT Lucie	Montigny en gohelle	2000	8.4	9.5	9.4	9.5	36.8
	WIECZOREK Ophélie	Montigny en gohelle	2000	8.0	9.9	9.4	9.5	36.8
38	FREDERIC Clara	Othis	2004	9.1	9.0	9.1	9.5	36.7
	RUCHAUD Marine	Othis	1997	9.0	8.8	9.4	9.5	36.7
40	PERRIER Coraline	La chatre 2	2001	8.2	9.3	9.6	9.5	36.6
41	GUGGENBUHL Iris	Trets	2000	7.8	9.9	9.2	9.6	36.5
	ASSIE Alice	Montpellier MUC	2002	8.9	8.6	9.8	9.2	36.5
	COLLIN Romane	Combronde	2001	8.1	9.9	9.0	9.5	36.5
	HACART Charlène	Barlin	1999	8.6	9.1	9.9	8.9	36.5
	LEGAY Tesse	Barlin	2000	8.1	9.4	9.4	9.6	36.5
46	DRAPIER Lea	Carvin	2002	8.5	9.2	9.1	9.6	36.4
	VOYER Harmonie	Combronde	2001	7.9	9.7	9.5	9.3	36.4
	MICHAUD Lana	Belleville sur saone	2004	8.7	9.5	9.5	8.7	36.4
	PRINSAUD Joséphine	Couzeix	2003	7.6	9.4	9.6	9.8	36.4
50	MEILLAND Cécile	Pierre Bénite	2005	8.1	8.6	9.8	9.8	36.3
	LELONG Laura	Montigny en gohelle	2001	7.7	9.6	9.6	9.4	36.3
	LARRE Manon	Biarritz	1996	7.7	9.3	9.7	9.6	36.3
53	FOYER Marie	Carvin	2000	7.8	9.8	8.8	9.8	36.2
	ROUABIAH Ibtissem	LUC gym	2003	7.9	8.9	9.6	9.8	36.2
	BARROS Elisa	Pierre Bénite	2000	8.3	9.1	9.2	9.6	36.2
	COSTI Marina	Aubagne Gym	1984	7.8	9.5	9.3	9.6	36.2
	ESPANET Line	Aubagne Gym	2004	8.0	9.6	9.1	9.5	36.2
	ESTRAYER Lucie	Aubagne Gym	2002	7.6	9.9	9.2	9.5	36.2
	ROMEO Carla	Aubagne Gym	2003	7.8	10.0	8.8	9.6	36.2
	HOUOT Chiara	Envol Aquitaine	2002	7.7	9.5	9.2	9.8	36.2
	FIEFFE Sidonie	Montigny en gohelle	2001	7.5	9.1	9.8	9.8	36.2
62	HUBERT Mya	Vigneux sur seine	2002	8.7	8.9	8.9	9.6	36.1
	DECAESTERCKER Célia	Carvin	2002	8.3	9.5	8.7	9.6	36.1
64	DHENNIN Morgane	Carvin	1999	8.1	9.6	8.9	9.4	36.0
65	VANHEE Lisa	LUC gym	2001	7.8	8.9	9.5	9.7	35.9
66	COCHOIS Camille	LUC gym	2003	8.0	9.8	8.5	9.5	35.8
	LAPLASSOTTE Myriyanna	Envol Aquitaine	1999	7.2	9.6	9.5	9.5	35.8
	SKRZYPCZAK Lisa	Luynes	1998	8.7	9.1	9.1	8.9	35.8
69	BARTOU Chloé	Biarritz	2001	8.7	9.2	8.2	9.5	35.6
70	LAPOINTE Chloe	Belleville sur saone	2002	7.9	9.3	9.1	9.2	35.5
71	BENMAKRANE Narjisse	Pierre Bénite	2005	8.8	8.5	9.4	8.7	35.4
	AUSSOURD Léa	La chatre 2	2003	8.3	9.2	8.4	9.5	35.4
	BOUCHET Manon	Belleville sur saone	2001	7.8	9.1	9.5	9.0	35.4
74	REVELON Océane	La chatre 2	2004	8.7	8.8	8.4	9.3	35.2
	SANCTORUM Chloé	Barlin	1999	7.1	9.0	9.4	9.7	35.2
76	CHAUMETTE Manon	La chatre 2	2000	7.2	9.3	9.1	9.5	35.1







77	LEFEBVRE Celine	Gargenville	1998	8.2	8.9	8.8	9.1	35.0
	MARTINEAU Sabrina	Vigneux sur seine	1993	8.1	9.0	8.5	9.4	35.0
	DEVILLEGER Hanae	Couzeix	2002	8.1	8.2	9.5	9.2	35.0
80	EL ASRI Leila	Couzeix	2003	7.7	8.9	9.4	8.9	34.9
	IRAIRTBORDE Camille	Biarritz	1998	8.3	8.1	8.9	9.6	34.9
	MUSH Claire	Biarritz	1999	7.8	8.9	8.6	9.6	34.9
83	GUICHAOUA Tifenn	Vigneux sur seine	2001	8.0	8.0	9.3	9.5	34.8
84	GUILLEMOT Marie	Biarritz	1998	7.6	8.3	9.2	9.6	34.7
85	BOUDOUR Meryam	Vigneux sur seine	2003	7.2	9.0	9.2	9.1	34.5
	THOUVENIN Jeanne	LUC gym	2003	8.0	7.0	9.8	9.7	34.5
87	LE MAOUT Florence	Gargenville	1970	6.7	9.2	9.2	9.2	34.3
88	BERRY Estelle	Pierre Bénite	2002	8.6	9.3	6.9	9.2	34.0
	PEREIRA Cassandra	Couzeix	2003	7.5	7.8	9.0	9.7	34.0
90	MARILLIER Alison	Othis	1999	8.6	7.4	8.4	9.4	33.8
	ROUBARAKI Flora	LUC gym	2004	8.1	7.5	8.9	9.3	33.8
92	CROIZER Clarisse	Vigneux sur seine	2001	7.4	7.4	9.2	9.6	33.6
	LECOEUR Lucie	Carvin	1995	6.7	9.0	8.2	9.7	33.6
94	ESPOSITO Tiffany	Pierre Bénite	2002	7.1	8.1	8.6	9.7	33.5
	ROBERT Natalia	Montpellier MUC	2004	7.9	7.9	9.2	8.5	33.5
96	KERRIEN Julie	Gargenville	2001	6.8	7.4	9.5	9.6	33.3
	PIRES Maëva	Vigneux sur seine	1998	8.5	9.9	7.5	7.4	33.3
98	BEAUBAIS Noémie	Montpellier MUC	2003	8.4	6.4	9.2	9.0	33.0
99	GUIZARD Vaosolo	Montpellier MUC	1994	8.6	8.9	6.0	9.1	32.6
100	LEGAY Suzon	Barlin	2003	7.0	6.8	9.1	9.4	32.3
101	VIQUERAT Laura	Combronde	2002	7.5	6.1	8.8	9.5	31.9
102	HERETER Clara	Montpellier MUC	2001	8.1	6.1	8.0	8.9	31.1
103	JOLY Juliette	Luynes	2000	5.5	7.9	8.3	9.2	30.9
	DELAIDE Camille	Couzeix	2003	6.3	6.3	8.9	9.4	30.9
105	FERNANDES Mélanie	Luynes	2001	6.4	7.7	8.5	7.9	30.5
106	RENOU Flora	Luynes	2000	7.2	8.8	5.7	8.2	29.9
107	GUIOL Sophie	Trets	2002	0.0	9.4	8.8	9.5	27.7
108	GIBEAU Océane	Couzeix	2003	0.0	9.1	7.9	0.0	17.0

10. MASCULIN NIVEAU4 11-18 ans . SA_DA (individuels)

10.1. Résultats par équipes

	Equipe	Club							Total
1	Lormont	33--Club gymnique lormontais	32.5	31.3	32.7	29.0	33.6	28.2	187.3
2	Houilles 1	78--Avant-Garde de Houilles	32.7	30.2	31.9	29.7	33.5	27.5	185.5
3	Castelnau le lez	34--GSL34.com - Castelnau le Lez	31.6	30.3	31.3	27.6	33.3	27.2	181.3
4	Lafrançaise	82--Judo gym club lafrançaise	33.0	29.1	32.5	27.4	31.6	27.0	180.6
5	Bray	77--Club sportif braytois	33.4	24.8	33.0	27.4	31.7	27.9	178.2
6	Blanquefort	33--Entente sportive blanquefort	32.0	28.5	31.7	28.4	30.5	26.8	177.9
7	Riorges	42--Olympique riorges gymnastique	31.8	28.5	31.2	26.5	28.9	28.6	175.5
8	Crolles	38--Gym et rythme crolles	32.8	25.8	31.3	27.7	29.0	28.0	174.6
9	Rungis 1	94--Rungis	31.9	26.2	31.9	26.7	30.9	26.1	173.7
10	La cantalienne	15--La cantalienne	31.6	26.9	32.0	26.9	29.6	24.7	171.7
11	Houilles 2	78--Avant-Garde de Houilles	32.1	24.4	31.6	27.7	29.9	24.3	170.0
12	Tullins	38--La Vaillante	28.9	14.0	25.2	25.7	27.2	23.8	144.8

10.2. Résultats individuels

	Gymnaste	Equipe	Annee							Total
1	CLARET Hugo	Crolles	2002	11.3	11.1	11.2	9.8	9.9	10.9	64.2
2	TERRADE Yann	Lormont	2000	11.0	9.8	11.1	9.3	11.5	10.1	62.8
3	REAUX Jules	Bray	1999	10.8	10.3	11.2	9.2	11.3	9.4	62.2
4	BUISSON Antoine	Lafrançaise	1998	11.0	10.0	11.1	9.1	10.0	9.1	60.3
5	FILMOTTE Adrien	Lafrançaise	1999	10.9	10.4	10.9	9.0	10.7	8.2	60.1
6	YOUNG Tristan	Lormont	2001	10.7	10.5	10.7	9.0	10.8	8.3	60.0
7	URVAL Yanis	Lormont	2001	9.3	10.3	10.9	9.0	11.2	8.9	59.6
8	BLANCHET Julian	Riorges	2003	11.0	9.7	10.7	8.6	10.2	9.3	59.5
9	DELSOUC Jules	La cantalienne	2001	10.0	9.7	10.9	8.9	10.7	9.0	59.2
10	CHAVANON Charles	Riorges	2003	9.6	10.6	10.9	8.8	9.9	9.3	59.1
11	GUILLOT Geoffrey	Houilles 1	2000	9.8	9.9	9.8	8.9	11.3	9.3	59.0
	SCHMUTZ Lyriann	Lormont	2002	10.8	7.8	9.7	10.6	10.9	9.2	59.0
	DRILLET Antoine	Blanquefort	2003	10.7	9.8	8.9	10.0	10.0	9.6	59.0
14	COURT Adrien	Houilles 1	1999	10.7	10.0	10.5	9.9	10.5	7.2	58.8
	FRANCERIES Florent	Lafrançaise	2002	10.0	8.7	10.5	9.2	10.7	9.7	58.8
16	FERREIRA Thomas	Houilles 1	2001	11.1	8.0	10.0	10.3	9.8	9.2	58.4
17	BAGA Ludovic	Crolles	2003	11.0	7.4	11.1	9.4	9.9	9.5	58.3
18	MARTIN Théodore	Castelnau le lez	2004	10.2	9.2	10.0	9.3	11.1	8.4	58.2
19	CHANDELIER Matthys	Bray	2000	11.2	8.4	11.0	9.3	9.7	8.5	58.1
	LAMBERT Jeremy	Blanquefort	2002	10.9	9.5	10.5	8.9	11.1	7.2	58.1
21	CHAPUT Hugo	Bray	2000	11.4	6.1	10.8	8.9	10.7	10.0	57.9
22	MONGIN Kilian	Rungis 1	2002	10.0	8.7	10.9	8.7	10.2	9.3	57.8
23	SAINTILAN Killien	Houilles 1	2000	9.4	10.3	10.8	8.2	11.2	7.7	57.6
	SAUVESTRE Thibaut	Lormont	2000	9.2	10.5	10.4	9.1	10.0	8.4	57.6
25	PICHON Alexi	Houilles 1	1999	10.9	6.4	10.6	9.5	11.0	9.0	57.4
26	BARREY Victor	Blanquefort	2001	9.6	9.2	10.8	8.8	9.4	9.2	57.0







27	GIBRAT Etienne	La cantalienne	2001	9.9	10.3	10.7	8.9	8.4	8.7	56.9
28	REMY Charles	Houilles 2	2000	11.0	8.4	10.3	8.5	10.2	8.1	56.5
29	VIEIRA-PINHEIRA Leo	Rungis 1	2002	10.5	9.0	10.5	8.5	10.3	7.6	56.4
30	FAUCHEUR Florian	Rungis 1	2003	11.1	8.5	10.4	9.5	10.0	6.7	56.2
31	PRADIER Vincent	Castelnau le lez	1999	8.4	10.4	9.8	8.7	10.8	7.9	56.0
32	REINAUDO Mathis	Houilles 2	2000	10.5	7.0	11.0	9.9	9.3	7.9	55.6
33	NERY Reytchy	Riorges	2004	11.2	8.2	8.1	9.1	8.8	10.0	55.4
34	WEISS Rodick	Lafrançaise	2002	11.1	7.0	9.7	9.1	10.2	7.9	55.0
35	TORRES Unai	Castelnau le lez	2002	10.4	10.2	8.8	9.0	9.0	7.4	54.8
36	ROUSSELET Baptiste	Houilles 2	2000	9.8	8.4	9.9	8.9	9.4	8.3	54.7
37	SCHLOSSER Yann	Houilles 2	2001	10.6	7.6	10.3	8.2	10.3	7.6	54.6
38	BATTIN Kylian	Rungis 1	2001	10.3	6.5	10.5	7.8	9.9	9.2	54.2
39	RAME Adrien	Blanquefort	2002	10.4	7.9	10.1	9.3	9.4	6.9	54.0
40	RAFAEL Joris	La cantalienne	2005	11.0	6.9	10.4	8.8	8.9	7.0	53.0
	ETCHEPARE Tristan	Blanquefort	2002	10.2	6.1	10.4	9.1	9.2	8.0	53.0
42	LECLERC Diego	Rungis 1	2003	10.3	7.7	9.9	8.0	10.4	6.3	52.6
43	GIRY Lucas	Tullins	2000	9.6	8.0	7.0	8.3	10.4	9.2	52.5
44	PICHON Thibaut	Tullins	1999	10.6	6.0	9.7	9.2	8.4	8.2	52.1
45	BONAL Sylvain	La cantalienne	2004	10.6	6.4	9.0	9.1	10.0	5.8	50.9
46	PRADOS Thomas	Crolles	2004	9.6	7.3	9.0	8.5	8.4	7.6	50.4
47	CORBEAU Benjamin	Castelnau le lez	1998	11.0	7.3	10.2	9.3	11.4	0.0	49.2
48	SOH Alassane	Houilles 2	1999	7.2	7.5	6.2	8.9	8.6	6.3	44.7
49	SCHNEIDER Florian	Castelnau le lez	1999	0.0	9.7	11.1	0.0	10.0	10.9	41.7
50	CONSTANT Victor	Riorges	2002	0.0	8.2	9.6	8.3	7.9	7.5	41.5
51	FOUBERT Lucas	Lafrançaise	2002	7.7	5.2	7.9	5.2	7.7	6.7	40.4
52	BAJAT Mathis	Tullins	2000	8.7	0.0	8.5	8.2	8.4	6.4	40.2
53	OLLIERIC Mathis	Crolles	2003	10.5	3.4	7.7	7.7	9.2	0.0	38.5
54	LESTRA Remi	Crolles	2003	0.0	0.0	0.0	0.0	0.0	0.0	0.0
	COMBAZ Antoine	Riorges	2004	0.0	0.0	0.0	0.0	0.0	0.0	0.0
	DUBUS Mael	Tullins	1999	0.0	0.0	0.0	0.0	0.0	0.0	0.0
	GABRIELLE Quentin	Tullins	1999	0.0	0.0	0.0	0.0	0.0	0.0	0.0

11. MASCULIN NIVEAU3 11 + . SA_DA (individuels)

11.1. Résultats par équipes

	Equipe	Club							Total
1	Rhodia club	38--Rhodia-Club Gymnastique	34.5	32.4	33.7	31.4	35.9	34.1	202.0
2	Plaisir	78--Etoile gymnique plaisiroise	34.9	30.5	33.1	33.0	36.5	33.7	201.7
3	Font n Gym	59--Font'n Gym	35.0	31.8	31.6	32.1	34.8	35.8	201.1
4	Beauchamp 1	95--Arabesque gymnique Beauchamp	32.0	29.5	32.3	32.2	35.3	33.3	194.6
5	Nivolas vermelle	38--Nivolas alep espoir gymnique	34.1	24.4	32.3	31.4	35.0	35.2	192.4
6	LUC gym	59--Luc gym	33.5	26.4	33.2	31.8	36.1	28.2	189.2
7	Clermont ferrand 1	63--Clermont st-jacques gymnastique	33.7	25.3	32.9	30.1	34.1	31.8	187.9
8	Villeneuve sur Lot	47--Cercle gymnique villeneuvois	33.4	23.6	29.8	30.8	34.0	32.2	183.8
9	Houilles	78--Avant-Garde de Houilles	30.4	26.1	31.8	29.4	34.7	28.8	181.2
10	Givors	69--Independante givors	29.9	17.9	26.1	29.1	34.6	25.4	163.0







11.2. Résultats individuels

	Gymnaste	Equipe	Année							Total
1	BOURDIN Quentin	Plaisir	1992	11.7	11.3	11.6	11.3	12.3	12.4	70.6
2	QUIBLIER François	Rhodia club	1993	11.5	11.3	11.4	10.5	12.1	12.0	68.8
3	PEREZ Kevin	Rhodia club	1994	11.6	10.7	11.5	11.0	11.9	11.9	68.6
4	VASSE Ludwig	Font n Gym	1996	11.8	10.1	9.3	12.9	11.8	11.7	67.6
5	LANGLOIS Anthony	Clermont ferrand 1	1992	11.1	9.4	11.6	10.7	11.7	11.5	66.0
6	GAUQUIES Corentin	LUC gym	1993	11.2	9.1	11.0	11.1	11.9	11.6	65.9
7	MATHEVET Maxence	Nivolas vermelle	1997	11.3	9.5	11.5	10.8	12.0	10.5	65.6
8	PRIOTON Guenaël	Beauchamp 1	2000	10.9	10.1	10.8	10.9	11.2	11.1	65.0
9	PETIT Ylian	Plaisir	1996	11.5	9.4	11.0	10.3	10.9	10.8	63.9
10	BAILLET Thomas	Plaisir	1992	11.7	9.8	9.0	10.6	12.1	10.4	63.6
	VAZELLE David	Villeneuve sur Lot	1982	11.4	9.1	10.4	9.9	11.6	11.2	63.6
12	DEWAERTES Jonathan	LUC gym	1991	11.3	9.3	11.2	10.1	12.2	9.4	63.5
13	LAUMET Matthieu	Villeneuve sur Lot	1991	11.1	8.1	10.6	10.1	11.5	11.9	63.3
14	MASSE Antoine	Beauchamp 1	1995	11.2	7.8	10.8	10.3	11.8	11.3	63.2
15	DESMOTS Sébastien	Houilles	1982	10.1	10.0	11.2	10.1	11.9	9.7	63.0
16	FAUCHIER Maxence	Beauchamp 1	1999	9.8	9.2	10.7	10.6	11.6	10.9	62.8
17	LAURENT Alexandre	Nivolas vermelle	1985	10.0	10.1	10.0	9.2	11.3	11.9	62.5
18	WACHTEL Thomas	Rhodia club	2001	11.4	8.2	10.8	9.9	11.9	10.2	62.4
19	GUILMART Maxime	Beauchamp 1	1997	9.9	9.8	10.4	9.2	11.9	10.7	61.9
20	OZIER LAFONTAINE Dylan	Plaisir	1996	11.0	9.0	7.7	11.1	12.1	10.5	61.4
21	CLOPET Antonin	Rhodia club	1996	11.2	10.4	9.8	8.9	10.8	10.0	61.1
22	AUZON CAPET Maxime	Clermont ferrand 1	1990	11.6	7.9	10.0	9.8	11.4	10.2	60.9
23	GALLIOU Thomas	LUC gym	1992	10.8	8.0	11.0	10.6	12.0	7.2	59.6
24	RUELLE Nicolas	Font n Gym	1990	11.7	4.3	10.4	10.2	10.9	11.8	59.3
25	AUGER Simon	Clermont ferrand 1	1992	10.8	7.8	10.5	9.6	10.8	9.4	58.9
26	CREBASSA Christophe	Font n Gym	1975	11.5	11.6	11.2	0.0	12.0	12.3	58.6
27	VARENNE Régis	Clermont ferrand 1	1994	11.0	6.2	10.8	8.9	11.0	10.1	58.0







28	VALOUR Gregory	Nivolas vermelle	1989	11.3	1.6	10.8	10.2	11.0	12.4	57.3
29	DUPONT Anthony	LUC gym	2002	11.0	7.5	10.4	10.0	11.6	6.0	56.5
30	COURT Nicolas	Houilles	1996	10.6	5.8	9.9	10.0	10.9	9.2	56.4
31	CROCHU Bertrand	Houilles	1986	9.7	5.6	10.7	9.3	11.0	9.8	56.1
32	GUILLEMIN Kilian	Givors	1996	10.8	3.9	9.3	9.8	11.9	10.1	55.8
33	COLLIARD PIRAUD Kevin	Nivolas vermelle	1988	10.2	4.8	9.0	9.1	11.7	10.9	55.7
34	CARDOSO Dimitri	Givors	1994	8.4	8.8	9.1	9.2	11.1	8.2	54.8
35	PITTMAN Samuel	Villeneuve sur Lot	2002	10.9	6.4	8.6	9.4	10.9	5.9	52.1
36	DELCASSOU Lilian	Rhodia club	2000	7.6	5.8	9.9	8.8	9.4	9.3	50.8
37	ROLLET Mathias	Givors	1996	10.7	4.2	7.3	10.1	11.2	7.1	50.6
38	JOCAILLE Romain	Font n Gym	1995	0.0	10.1	10.0	9.0	11.0	7.4	47.5
39	COLLET Vincent	Houilles	1981	9.1	2.9	8.9	8.6	10.3	5.6	45.4
40	SALTI Romain	Plaisir	1994	10.9	6.0	10.5	0.0	6.8	9.8	44.0
41	GUELLIL Sofian	Villeneuve sur Lot	1995	0.0	4.1	8.8	10.8	10.9	9.1	43.7
42	GUTIERREZ Nicolas	Houilles	1990	0.0	10.3	7.8	0.0	11.8	9.3	39.2
43	CHAPUS Cedric	Clermont ferrand 1	1977	0.0	8.0	10.2	0.0	9.1	10.1	37.4
44	ROBERT Loïc	Givors	2000	0.0	4.9	7.7	0.0	11.5	6.3	30.4
45	PRIOTON Morgan	Beauchamp 1	1997	0.0	9.6	0.0	10.7	9.2	0.0	29.5
46	FERNANDEZ Marvin	Nivolas vermelle	2001	11.5	0.0	0.0	10.4	0.0	0.0	21.9
47	DUMONT Mickael	LUC gym	1990	0.0	0.0	0.0	0.0	0.0	0.0	0.0
	JAGUENEAU Etienne	Villeneuve sur Lot	1995	0.0	0.0	0.0	0.0	0.0	0.0	0.0
	DOUCET Pierre	Font n Gym	2004	0.0	0.0	0.0	0.0	0.0	0.0	0.0

12. MASCULIN NIVEAU1 11 + . SA_DA (individuels)

12.1. Résultats par équipes







	Equipe	Club							Total
1	LUC gym	59--Luc gym	33.1	28.3	37.2	32.9	34.5	28.8	194.8
2	Vaugneray	69--Union sportive de l'ouest lyonnais	30.5	29.0	36.7	32.1	30.9	28.0	187.2
3	Cournon	63--Cournon d'Auvergne Gym	34.1	25.8	35.6	31.6	26.4	30.7	184.2

12.2. Résultats individuels







	Gymnaste	Equipe	Annee							Total
1	DUBIEN Arnaud	Cournon	1997	13.1	8.6	12.9	10.8	8.4	11.3	65.1
2	GENNEVRIEZ Geoffrey	LUC gym	1989	11.8	8.9	11.6	10.8	9.9	9.9	62.9
3	PLANCQ Arthur	LUC gym	1998	12.6	7.0	9.8	11.2	11.8	10.0	62.4
	ROELANDTS Nicolas	LUC gym	1981	8.7	9.7	12.6	10.9	11.6	8.9	62.4
5	GRECK Adrien	Cournon	2000	12.8	8.0	11.6	10.4	9.3	10.2	62.3
6	DELGATTE Pierre	LUC gym	1988	6.8	9.7	13.0	10.8	11.1	8.8	60.2
7	PONVIANNE Pierre	Vaugneray	1993	9.1	8.3	12.0	10.6	9.9	8.0	57.9
8	RAMIREZ Yohann	Vaugneray	1984	11.8	8.9	0.0	11.1	10.6	10.4	52.8
9	GAILLARD Florent	Vaugneray	1989	9.6	9.1	11.3	10.4	9.0	0.0	49.4
10	DUBIEN Loic	Cournon	1991	8.2	7.2	11.1	10.4	0.0	9.2	46.1
11	DUBIEN Nicolas	Cournon	1993	6.3	6.2	10.2	8.1	8.7	6.5	46.0
12	PONCIN Emeric	Vaugneray	1991	0.0	11.0	13.4	0.0	10.4	9.6	44.4
13	DAURIOS Mickael	Cournon	1993	0.0	9.2	10.9	9.5	8.3	0.0	37.9
14	PAPOT Cédric	Vaugneray	1987	0.0	6.3	0.0	0.0	9.6	0.0	15.9
15	CERRI Constantin	LUC gym	1996	0.0	0.0	0.0	0.0	0.0	0.0	0.0

13. MASCULIN NIVEAU6 11 + . SA_DA (individuels)

13.1. Résultats par équipes

	Equipe	Club							Total
1	Monts	37--GSM	30.1	32.8	34.7	29.6	35.6	33.6	196.4





13.2. Résultats individuels

	Gymnaste	Equipe	Année							Total
1	MICOLLIER Vincent	Monts	1983	8.1	8.9	8.4	8.1	9.3	9.3	52.1
2	SANOU Antonin	Monts	1998	7.9	8.0	9.0	7.9	9.4	8.5	50.7
3	VIGNAS Baptiste	Monts	2002	8.3	8.3	8.6	7.6	8.7	7.9	49.4
4	NORGUET Yannis	Monts	2002	5.8	7.6	8.7	6.0	8.2	7.9	44.2
5	VERNA Damien	Monts	2002	0.0	0.0	0.0	0.0	0.0	0.0	0.0





Résultats de la compétition
Finales nationales UFOLEP
CHATEAUROUX
10 et 11 juin 2017

1. FEMININ NIVEAU3 11 + . SA_DA (individuels)

1.1. Résultats par équipes

	Equipe	Club					Total
1	Clapiers	34--Gymnastique Artistique Clapieroise	30.7	33.4	33.5	34.9	132.5
2	Irigny	69--Amicale laique irigny	29.8	33.6	33.8	34.1	131.3
3	Castelnau le lez	34--GSL34.com - Castelnau le Lez	28.5	34.4	33.9	34.3	131.1
4	Morsang sur orge	91--Morsang sur Orge	29.6	33.2	34.0	33.5	130.3
5	Montereau	77--Cs montereau	30.2	31.7	33.1	34.1	129.1
6	St Priest	69--Gymnique association saint priest	28.3	32.3	34.2	33.2	128.0
7	Villeneuve sur Lot	47--Cercle gymnique villeneuvois	28.3	32.2	33.5	33.8	127.8
8	La tour du pin	38--L'alerte gymnastique la tour du pin	26.9	33.7	33.4	32.8	126.8
9	Douai	59--Douai	24.8	32.7	34.3	34.6	126.4
10	Biarritz	64--Equilibre Biarritz	27.4	32.3	31.9	33.1	124.7
11	Artannes	37--Gymnastique enfants artannes	26.7	31.4	32.9	33.4	124.4
12	Pont du chateau	63--La jeune gaule	27.3	31.1	32.6	33.2	124.2





1.2. Résultats individuels

	Gymnaste	Equipe	Annee					Total
1	DESACHY Marion	Clapiers	1997	10.5	11.7	11.3	11.7	45.2
2	MERCIER Elsa	Castelnau le lez	1989	10.5	11.7	11.1	11.7	45.0
	LACHAUD Lola	Clapiers	1996	10.3	11.8	10.9	12.0	45.0
4	CAMU Julie	Castelnau le lez	1996	9.8	11.8	11.6	11.5	44.7
5	PROUTEAU Marine	Morsang sur orge	1996	10.9	11.2	11.0	11.4	44.5
6	MOYNE Pauline	Irigny	1998	9.8	11.7	11.3	11.2	44.0
	VANBECELAERE Manon	Irigny	1998	10.7	10.6	11.2	11.5	44.0
8	GOLLIAU Lucille	Montereau	1997	10.5	11.1	11.0	11.3	43.9
9	ALCANTARA Jenny	Biarritz	2000	10.2	11.5	10.4	11.5	43.6
10	PHIBEL Loretta	Montereau	2004	9.9	10.9	11.1	11.6	43.5
11	CLAVE Manon	Villeneuve sur Lot	2000	9.7	10.8	11.1	11.5	43.1
12	SCAPOTTA Andrea	St Priest	1992	8.9	11.4	11.3	11.2	42.8
13	NOURI Cyrine	St Priest	2001	10.1	10.4	11.3	10.7	42.5
	NABARETTE Léa	Villeneuve sur Lot	1998	8.7	11.5	10.8	11.5	42.5
	WIRTH Catalina	Irigny	2000	8.5	11.3	11.3	11.4	42.5
	LEGROUX Adeline	Morsang sur orge	1982	8.6	11.1	11.7	11.1	42.5
17	ODIN Lilou	La tour du pin	2003	9.3	11.8	10.8	10.4	42.3
18	SEMET Ambre	Artannes	2004	9.1	10.4	11.1	11.4	42.0
19	DESVIGNES Léa	La tour du pin	2000	9.0	10.9	10.8	11.2	41.9
20	HAMMOU Sarah	Morsang sur orge	2001	8.7	10.9	11.2	10.9	41.7
	LEGOUSSE Floriane	Morsang sur orge	1996	9.8	9.8	11.1	11.0	41.7
22	CAREGUES Léa	Villeneuve sur Lot	1998	9.8	9.9	11.1	10.8	41.6
	DORE Laurine	Pont du chateau	2000	9.2	10.6	10.5	11.3	41.6
24	ELHILALI LOPEZ Mariah	Clapiers	2001	9.2	9.9	11.3	11.1	41.5
25	SERRE Lea	Pont du chateau	1999	9.8	10.3	10.4	10.8	41.3
26	DESVIGNES Anthea	La tour du pin	2003	8.6	10.8	11.1	10.7	41.2
27	GUERY Justine	St Priest	1994	9.2	10.5	10.4	11.0	41.1
28	BARDOT Charlotte	Castelnau le lez	1998	8.2	10.9	11.2	10.7	41.0

29	BONNIER Mathilde	Irigny	1990	9.3	9.8	11.2	10.4	40.7
	LAURET Eve marie	Biarritz	1990	8.5	10.4	11.2	10.6	40.7
31	DOUMAS Manon	Artannes	1991	8.9	11.0	10.7	10.0	40.6
32	ANGILELLA Ambre	Clapiers	2001	9.9	8.7	10.6	11.2	40.4
33	CROELLA Capucine	Irigny	2000	9.0	9.1	11.0	11.2	40.3
34	VINCENDEAU Laura	Douai	2005	8.3	9.2	11.3	11.2	40.0
	COTTE Severine	Pont du chateau	1999	8.2	10.1	10.6	11.1	40.0
36	BONVIN Océane	Artannes	2000	8.7	9.2	11.1	10.9	39.9
	VICHERD Candice	La tour du pin	1998	8.3	9.4	11.3	10.9	39.9
38	PONTIEUX Mylane	Douai	2003	8.6	9.4	11.0	10.6	39.6
	SOUMARE Coumba	Villeneuve sur Lot	1999	8.8	9.4	11.3	10.1	39.6
	ESTEVE Coline	Artannes	1994	8.5	10.0	10.0	11.1	39.6
41	GONZALEZ Xana	Biarritz	2005	8.5	10.4	10.3	9.9	39.1
42	LEFAURE Charlene	Pont du chateau	1996	8.3	10.2	11.2	9.3	39.0
43	WIDEHEM Alexandra	Douai	1999	7.9	9.6	10.3	11.1	38.9
44	DUPUY Romane	Artannes	2003	8.3	10.0	10.4	10.1	38.8
45	CELESTINE Sharone	St Priest	1998	9.0	10.0	9.3	10.3	38.6
46	RENARD Violette	Biarritz	2004	8.3	9.6	9.4	11.0	38.3
47	SERRE Chloe	Montereau	1999	9.8	7.3	9.6	11.2	37.9
	DIBARBOURE Lou	Biarritz	1998	8.7	9.1	10.1	10.0	37.9
49	MARQUES Sandra	Castelnau le lez	1998	8.1	7.9	10.1	10.6	36.7
50	ROBILLARD Julie	Douai	2000	0.0	11.6	11.7	11.5	34.8
51	BARAKA Amina	Douai	2000	0.0	11.5	11.3	11.9	34.7
52	RABATEL Julie	La tour du pin	1996	0.0	11.0	11.0	10.2	32.2
53	PYTEL Ysee	St Priest	2001	0.0	9.0	11.6	11.0	31.6
54	MULLER Camille	Castelnau le lez	1996	0.0	9.1	11.1	11.1	31.3
55	LETAIEF Lilou	Montereau	1998	8.1	0.0	11.0	11.1	30.2
56	ANSART Coline	Morsang sur orge	1994	8.9	10.4	10.3	0.0	29.6
57	LAKEHAL Lina	Montereau	1999	9.6	9.7	10.2	0.0	29.5
58	LAZERGES Louise	Clapiers	2000	0.0	8.9	10.8	9.2	28.9
59	GROSLIER Justine	Pont du chateau	2000	0.0	0.0	10.8	7.5	18.3

2. FEMININ NIVEAU4 11 + . SA_DA (individuels)

2.1. Résultats par équipes

	Equipe	Club					Total
1	Trets	13--Gymnastique sportive tretsoise	30.0	34.2	32.9	33.0	130.1
2	Fresnes	94--A.A.S. FRESNES	27.6	34.6	34.2	32.7	129.1
3	Carvin	62--Carvin	27.1	34.7	32.8	33.4	128.0
4	Loriol	26--Groupe omnisports loriolais (gol)	25.6	34.6	33.5	34.0	127.7
5	Arpajon	91--Esr arpajon	27.7	33.7	33.3	32.8	127.5
6	Fresnoy 1	2--La fresnoysienne	27.7	33.6	33.0	32.8	127.1
7	Bailleul	59--Avenir de bailleul	25.7	34.8	33.4	33.0	126.9
8	St Genis les Ollières	69--Entente St genoise	26.0	34.8	33.0	32.8	126.6
9	Bray	77--Club sportif braytois	25.9	34.1	32.6	33.5	126.1
10	Lormont	33--Club gymnique lormontais	25.4	34.4	34.0	32.2	126.0
11	Chateauroux	36--ASPTT GYM	26.0	34.2	32.8	31.5	124.5
12	Irigny	69--Amicale laique irigny	26.9	34.8	31.1	31.5	124.3
13	Le bouscat	33--Union Sportive Bouscataise Gym	24.9	32.9	33.6	32.2	123.6
14	Esvres	37--Gymnastique Sportive Esvres	25.9	32.6	33.3	31.7	123.5
15	Muret	31--Le Ralliement	26.4	32.9	32.2	31.3	122.8
16	Pont de claix	38--Pont de claix amicale gymnique	0.0	0.0	0.0	0.0	0.0





2.2. Résultats individuels

	Gymnaste	Equipe	Annee					Total
1	DOZON Louna	Trets	2003	12.1	11.7	11.7	11.4	46.9
2	HAGEMAN Marie	Carvin	2003	9.2	11.9	11.4	11.2	43.7
3	MOLET Camille	Fresnoy 1	1996	9.9	11.1	11.1	11.3	43.4
4	LAROCHE Gabrielle	Fresnes	1998	8.9	11.5	11.8	11.1	43.3
5	BATATA Adeline	Carvin	1996	8.9	11.4	11.2	11.6	43.1
6	ROLLIN Camille	Lormont	1996	8.6	11.3	11.4	11.0	42.3
	BLACHIER Celina	Loriol	2002	8.1	11.7	11.3	11.2	42.3
8	MERCHEZ Léonie	Arpajon	2004	9.0	11.4	10.9	10.9	42.2
	SALINAS Mina	Fresnes	2002	8.5	11.4	11.5	10.8	42.2
	FREMONT Noémie	St Genis les Ollières	1996	9.3	11.6	11.0	10.3	42.2
11	GARDEBIEN Tiana	Fresnes	2001	9.8	11.6	10.2	10.5	42.1
	RINGOT Anais	Bailleul	2000	8.4	11.4	11.4	10.9	42.1
	LAMY Morgane	Lormont	2000	8.5	11.6	11.4	10.6	42.1
	MARIF Lia	Irigny	2000	9.5	11.6	10.3	10.7	42.1
15	BECAERT Lucy	Bailleul	2001	8.5	11.8	10.8	10.9	42.0
	LENOIR Florine	Esvres	1991	9.0	10.8	11.4	10.8	42.0
	BALVAY Lucile	St Genis les Ollières	1996	8.3	11.6	10.8	11.3	42.0
18	BRIMBOEUF Adeline	Arpajon	1998	8.9	11.3	11.4	10.3	41.9
	CHAUDIER Lorna	Loriol	2002	8.9	11.6	10.1	11.3	41.9
20	DOUILLARD Loiscia	Bray	2001	8.8	11.3	10.8	10.9	41.8
	SZLAPKA Elysa	Bailleul	2001	8.7	11.6	10.5	11.0	41.8
	SCHMITZ Heloise	Fresnoy 1	2002	9.5	11.1	10.7	10.5	41.8





23	BOILEAU Doriane	Fresnes	2002	8.9	11.4	10.9	10.5	41.7
	UNY Louane	Loriol	2004	8.1	11.3	11.0	11.3	41.7
	VALADOUX MIDOL Lilou	Irigny	2002	8.8	11.6	11.0	10.3	41.7
	DELON Emilie	Chateauroux	2000	8.8	11.8	10.6	10.5	41.7
27	RIBEIRO Manon	Bray	1999	8.3	10.9	11.0	11.4	41.6
	MALFANT Mathilde	Trets	2000	9.0	11.1	10.8	10.7	41.6
	CAMPOS Lucie	Lormont	1999	8.3	11.5	11.2	10.6	41.6
	RUVIRA Celia	Muret	2004	8.9	11.1	10.7	10.9	41.6
	BERTHET Laurie	Chateauroux	1990	8.5	11.5	11.4	10.2	41.6
	DUQUESNE Iris	Le bouscat	2003	8.2	11.5	11.4	10.5	41.6
33	HANDEL Mathilde	Arpajon	1999	9.8	9.7	11.0	10.9	41.4
	MICOUREAU Mayline	Arpajon	2000	8.7	11.0	10.7	11.0	41.4
	BANOS Maeva	Bray	2003	8.5	11.4	10.3	11.2	41.4
	GIRARD Anne	Bray	1992	8.6	11.4	10.8	10.6	41.4
	DETTOLLENAERE Léa	Bailleul	2000	8.5	10.6	11.2	11.1	41.4
	GILLIBERT Emmie	Trets	2003	8.9	11.4	10.2	10.9	41.4
	CLAIR Laura	Loriol	2000	7.6	11.2	11.2	11.4	41.4
40	LOPEZCOEURDEVEY Lison	St Genis les Ollières	2003	8.4	11.6	10.1	11.2	41.3
41	LEQUIEN Marine	Carvin	2000	9.0	11.4	10.2	10.6	41.2
	RUFFEL Fiona	St Genis les Ollières	2002	8.2	11.6	11.2	10.2	41.2
43	KASPER Marine	Fresnes	2003	8.5	11.5	10.3	10.8	41.1
	HALLE Felicie	Fresnoy 1	2001	8.0	11.4	10.7	11.0	41.1
45	TAVERNIER Ophely	Fresnoy 1	1996	8.3	10.9	11.2	10.5	40.9
46	MIREY Lucie	Chateauroux	1998	8.7	10.9	10.8	10.4	40.8
47	DIE Leane	Trets	1999	8.9	11.0	10.4	10.4	40.7
	MOLINO Charline	Muret	2002	8.7	10.5	11.2	10.3	40.7
49	CHEYLAC Eglantine	Le bouscat	2003	8.4	10.3	11.2	10.7	40.6
50	ECOMARD Karine	Esvres	1992	8.5	10.5	10.9	10.6	40.5
51	FAURIEL Salome	Loriol	2003	8.6	10.8	10.3	10.4	40.1
52	LEVITTE Agathe	Le bouscat	2003	7.6	10.6	11.0	10.8	40.0
53	CHRISTIAENS Célia	Bailleul	2003	7.9	11.4	10.4	10.2	39.9
	LAPACHERIE Valentine	Esvres	1998	8.4	11.3	9.9	10.3	39.9
	RABY Louise	Le bouscat	2003	8.2	10.5	10.5	10.7	39.9
56	VANBECELAERE Evie	Irigny	2002	8.1	11.6	9.8	10.3	39.8
	GARCIA MARTINEZ Lisa	Muret	2003	8.4	11.0	10.3	10.1	39.8
58	LOSSOUARN Lucie	Bray	2004	8.4	9.9	10.5	10.9	39.7
59	GAREL Ambre	Irigny	2002	8.6	11.0	9.4	10.5	39.5
60	JACQUET Mathilde	Trets	1999	8.0	10.5	10.1	10.4	39.0
61	DALEME Elise	Muret	2002	8.8	10.8	9.5	9.8	38.9
62	LE FRAPPER Maéva	Chateauroux	2003	7.9	9.7	10.4	10.6	38.6
63	LARNAUDIE Victoire	Le bouscat	2002	8.3	10.8	10.1	9.3	38.5
64	LENOIR Maxie	Esvres	1995	8.0	9.8	11.0	9.6	38.4
65	ARMAND Julie	Arpajon	1992	8.4	11.0	9.5	9.1	38.0
66	TOUCHARD Marielle	Chateauroux	1999	8.0	9.8	9.9	10.2	37.9
67	BLEUSE Alice	Fresnoy 1	2000	8.0	11.0	9.3	9.5	37.8
68	GEINDRE Mila	Lormont	2000	8.1	10.2	9.1	10.3	37.7
69	LETESSIER Lison	Lormont	1998	8.2	10.0	9.6	9.3	37.1
70	OBERT Ophélie	Carvin	1999	8.8	7.9	9.3	10.4	36.4
71	GIRERD CHANEL Laurianne	Irigny	1992	7.8	10.0	9.0	8.6	35.4
72	YOCUM Stacy	Muret	2002	0.0	0.0	0.0	0.0	0.0
	RAINGEAUD Fanny	Esvres	1997	0.0	0.0	0.0	0.0	0.0
	BOROWIEC Roxane	Pont de claix	1997	0.0	0.0	0.0	0.0	0.0
	GALVIN Kathleen	Pont de claix	1997	0.0	0.0	0.0	0.0	0.0
	JULIEN Manon	Pont de claix	1999	0.0	0.0	0.0	0.0	0.0
	LIVRIERI Valentine	Pont de claix	1999	0.0	0.0	0.0	0.0	0.0
	MAGGUILI Clara	Pont de claix	2001	0.0	0.0	0.0	0.0	0.0

3. FEMININ NIVEAU4 11-15 ans . SA_DA (individuels)

3.1. Résultats par équipes

	Equipe	Club					Total
1	Haubourdin 1	59--Haubourdin gym	27.6	34.4	32.9	33.0	127.9
2	St Martin d hères	38--Essm gymnastique	26.8	33.6	32.8	33.8	127.0
3	Villeneuve sur Lot	47--Cercle gymnique villeneuvois	27.6	32.4	32.1	34.2	126.3
	Castelnau le lez	34--GSL34.com - Castelnau le Lez	27.5	33.0	32.5	33.3	126.3
5	Muret	31--Le Ralliement	27.0	32.6	32.2	33.9	125.7
6	Artannes	37--Gymnastique enfants artannes	26.7	32.2	32.6	33.6	125.1
7	Le bouscat	33--Union Sportive Bouscataise Gym	26.6	32.2	33.2	32.8	124.8
8	Vénissieux	69--Cmo vénissieux	26.6	33.6	33.0	31.5	124.7
9	Belleville sur saone	69--Gym club belleville beaujolais	25.9	33.3	32.8	32.6	124.6
10	Plaisir	78--Etoile gymnique plaisiroise	26.5	31.4	32.2	32.6	122.7
11	A. Dreux	28--Alliance de dreux gymnastique	26.3	33.3	31.0	31.9	122.5
12	Lieusaint	77--CERCLE GYMNIQUE LIEUSAINAIS	26.9	30.8	30.6	31.9	120.2





3.2. Résultats individuels

	Gymnaste	Equipe	Annee					Total
1	MARTIN Lorie	Villeneuve sur Lot	2002	9.8	11.2	11.3	11.7	44.0
2	LISSY Floriane	Haubourdin 1	2003	9.2	11.4	11.2	11.1	42.9
3	STRIPPOLI Nina	St Martin d hères	2004	8.9	11.6	11.2	11.0	42.7
	MARTY Andréa	Castelnau le lez	2005	9.2	11.2	11.1	11.2	42.7
5	CHASTIN Yéléna	Haubourdin 1	2005	9.1	11.6	10.7	11.0	42.4
6	BLANC Flavy	Muret	2003	9.0	11.0	11.0	11.3	42.3
7	GUILLEMARD Justine	A. Dreux	2004	9.1	11.7	10.6	10.8	42.2
8	MATIAS Loan	Artannes	2003	9.0	10.4	11.2	11.5	42.1
9	BOULOGNE Carole	Haubourdin 1	2005	9.1	11.4	10.8	10.7	42.0
	JOUSSAUME Alyssa	Le bouscat	2005	9.0	10.5	11.2	11.3	42.0
11	BUISINE Clémence	Haubourdin 1	2003	9.3	11.2	10.5	10.9	41.9
	PUERTA Eloise	Muret	2002	9.0	10.8	10.8	11.3	41.9
	NETOUDYKATA Enora	St Martin d hères	2003	8.7	11.2	10.8	11.2	41.9
14	PENSO Kelly	Plaisir	2001	8.9	10.6	11.0	11.3	41.8
	CARCEL Léane	Haubourdin 1	2003	9.0	11.2	10.9	10.7	41.8
16	DALLA COSTA Ninon	Belleville sur saone	2004	8.9	11.0	11.3	10.5	41.7
17	CATRY Eleonore	Muret	2003	8.9	10.8	10.4	11.3	41.4
	JACOBE Emma	St Martin d hères	2002	8.9	10.7	10.3	11.5	41.4
	BLOT Anaïs	Castelnau le lez	2003	9.3	10.7	10.5	10.9	41.4
20	PERRACHON Solene	Belleville sur saone	2003	8.4	11.2	10.6	11.1	41.3
21	FORNAROLI Eleonore	Le bouscat	2004	8.5	10.6	11.0	11.1	41.2
22	RICHARD Julia	Artannes	2003	8.5	10.6	10.8	11.2	41.1
	DJOMBE Miliana	Vénissieux	2002	8.8	11.0	10.5	10.8	41.1
	HOUEL Charlotte	Vénissieux	2001	9.1	10.7	11.4	9.9	41.1
	DESCAMPS Lou-ann	Castelnau le lez	2005	9.0	11.1	10.6	10.4	41.1
26	MEILLIER Solène	Villeneuve sur Lot	2002	8.9	10.7	10.0	11.4	41.0




	FOURASTE Lilie	Artannes	2002	8.7	10.9	10.6	10.8	41.0
28	MARTIN Eva	St Martin d hères	2004	8.7	10.8	10.6	10.7	40.8
29	VIGNES Naomie	Villeneuve sur Lot	2003	8.9	10.2	10.5	11.1	40.7
30	BENZAHER Célia	Artannes	2004	9.0	10.7	10.1	10.8	40.6
	DE GABORY Sixtine	Le bouscat	2004	8.8	11.1	10.3	10.4	40.6
32	ROY Zoé	Artannes	2004	8.6	10.4	10.6	10.9	40.5
33	KHAMMAME Manon	Plaisir	2002	9.0	10.0	10.5	10.9	40.4
	PYDEGADU Oceane	Muret	2002	9.0	10.0	10.3	11.1	40.4
35	LASSERRE Clémentine	Villeneuve sur Lot	2001	8.6	10.5	10.3	10.9	40.3
	BOUSAHLA Myriam	Vénissieux	2001	8.6	11.5	9.4	10.8	40.3
	FAYE Mathilde	Belleville sur saone	2003	8.6	11.1	9.7	10.9	40.3
38	CORRÉ Stacy	A. Dreux	2003	8.1	11.2	10.3	10.6	40.2
39	LEMBO Cynthia	Vénissieux	2001	8.7	11.1	10.6	9.7	40.1
	SEIGNERET Léna	Belleville sur saone	2002	8.3	10.3	10.9	10.6	40.1
	MOLTO-VION Chloé	Lieusaint	2002	9.1	10.1	10.2	10.7	40.1
	JALLET AUGUSTE Alice	Le bouscat	2004	8.8	10.3	10.7	10.3	40.1
43	DJELIDA Alessia	Vénissieux	2003	8.7	10.8	11.0	9.5	40.0
44	LAPOSI Ambre	Plaisir	2001	8.0	10.8	10.7	10.4	39.9
	DAURAT Lilou	Le bouscat	2004	8.6	10.4	11.0	9.9	39.9
46	LASSALLE Ninon	Belleville sur saone	2003	8.2	10.6	10.4	10.4	39.6
	VIOLLETTE Juline	Lieusaint	2003	8.2	10.6	9.8	11.0	39.6
48	FERENBACH Elsa	A. Dreux	2004	8.7	10.4	10.1	10.2	39.4
49	ROUSSET FAVIER Justine	St Martin d hères	2003	9.0	8.4	10.8	11.1	39.3
50	DE CARVALHO élodie	Lieusaint	2002	8.9	9.8	10.2	10.2	39.1
51	ESPITALIER Margot	Muret	2004	8.7	8.4	9.8	11.0	37.9
52	VENCATASAMY Matéa	Lieusaint	2002	8.8	10.1	10.2	8.6	37.7
53	CALLEJA Mathilda	Villeneuve sur Lot	2002	8.5	8.7	10.0	10.2	37.4
54	SAUTET Diane	Plaisir	2001	8.6	9.2	8.9	9.9	36.6
55	MBOUKADIA Armande	A. Dreux	2003	8.5	10.3	6.8	10.5	36.1
56	BRETER Anais	Lieusaint	2002	8.9	7.7	8.5	10.1	35.2
57	PELIGRY Lili fleur	Castelnau le lez	2005	0.0	10.6	10.8	11.2	32.6
58	BOURRELY Lisa	Castelnau le lez	2005	8.7	10.7	10.1	0.0	29.5

4. FEMININ NIVEAU5 11 + . SA_DA (individuels)

4.1. Résultats par équipes

	Equipe	Club					Total
1	Wattrelos	59--La patriote de wattrelos	35.3	40.7	40.1	40.4	156.5
2	Meylan	38--Aspa meylan	34.6	40.4	40.6	39.9	155.5
3	Villeneuve sur Lot	47--Cercle gymnique villeneuvois	34.6	40.1	39.7	40.3	154.7
4	Conflans	78--PLM C Gym	33.7	41.2	39.9	39.3	154.1
5	Draveil	91--A'tous gym Draveil	36.2	39.8	38.3	37.7	152.0
6	Calais	62--Etoile de Calais	35.0	39.4	38.5	38.9	151.8
	Bourg st andeol	7--UNION SPORTIVE BOURGUESANNE	35.4	38.6	38.9	38.9	151.8
8	Aubagne Gym	13--Aubagne gym	32.9	39.6	39.6	39.1	151.2
9	Amiens	80--Femina Sport Amiens	34.3	38.8	38.6	39.4	151.1
10	Boucau Tarnos	64--Sics Boucau Tarnos	32.8	40.5	38.4	38.5	150.2
11	Mur es Allier	63--CIG Mur es allier	34.2	38.8	38.2	38.7	149.9
12	LUC gym	59--Luc gym	33.8	39.9	37.7	37.7	149.1
13	Gerland Mouche	69--A. L. gerland mouche	33.4	38.0	38.9	38.6	148.9
14	Maure de bretagne	35--L'étoile mauritanienne	33.6	40.3	36.5	37.8	148.2
15	Perpignan	66--Uscm	33.7	37.9	38.5	36.9	147.0
16	Esvres	37--Gymnastique Sportive Esvres	31.7	36.2	38.9	38.4	145.2

4.2. Résultats individuels





	Gymnaste	Equipe	Annee					Total
1	L HOIR Lysa	Wattrelos	2001	10.2	10.6	10.2	10.3	41.3
2	CHABROL Alix	Meylan	2004	9.5	10.5	10.5	10.3	40.8
3	LAUMET Sophie	Villeneuve sur Lot	1984	8.8	10.3	10.2	10.3	39.6
4	BAYART Lucy	Calais	2001	9.0	9.7	10.4	10.2	39.3
	SERTOIR Marine	Aubagne Gym	2002	8.4	10.5	10.2	10.2	39.3
6	GHIRINGHELLI Charline	Conflans	1993	8.5	10.3	10.0	10.1	38.9
	WASSELIN Marry	Calais	2001	9.5	9.7	10.0	9.7	38.9
	SOLBES Axelle	Bourg st andeol	1999	9.0	10.2	9.8	9.9	38.9
9	DELHEM Hortense	Wattrelos	2003	8.4	10.4	9.8	10.2	38.8
	LAUZOL Pauline	Meylan	2002	8.6	10.2	10.1	9.9	38.8
11	CHOTARD Manon	Maure de bretagne	1996	8.4	10.6	9.8	9.9	38.7
12	HASCOET Emilie	Draveil	2003	9.7	10.0	9.5	9.4	38.6
	DUMONT Amandine	Boucau Tarnos	1992	8.5	10.1	10.1	9.9	38.6
	PRIOUL Maud	Maure de bretagne	1992	8.9	10.4	9.7	9.6	38.6
15	FALLOT Margot	Conflans	1995	8.5	10.4	9.9	9.7	38.5
	DEMAILLE Séverine	Perpignan	1989	8.6	10.3	10.0	9.6	38.5
17	SOMMER Kelly	Wattrelos	1998	8.3	10.1	10.1	9.9	38.4
	TIGNOL Elisa	Villeneuve sur Lot	1987	8.9	9.9	9.7	9.9	38.4
19	CARBALLO Lucie	Draveil	2001	9.4	10.2	9.2	9.5	38.3
	MASSOU Laure	Villeneuve sur Lot	1991	8.5	9.9	9.7	10.2	38.3
21	BEATRIZ Lea	Conflans	1998	8.2	10.6	9.7	9.6	38.1
	CHAMBON Jessica	Villeneuve sur Lot	1991	8.4	10.0	9.8	9.9	38.1

23	SAILLY Audrey	Conflans	1986	8.4	9.9	10.3	9.4	38.0
	TRABAC CLEMENCE	Wattrelos	1999	8.4	9.6	10.0	10.0	38.0
25	WIRTA Chloé	Aubagne Gym	2000	8.2	10.2	9.6	9.9	37.9
26	DA COSTA Lea	Amiens	2002	8.8	9.0	10.0	10.0	37.8
27	LIVIERO Justine	LUC gym	1995	8.5	10.1	9.8	9.3	37.7
	PY Mylène	Mur es Allier	2001	8.9	10.1	9.0	9.7	37.7
	BOUCHET Alexia	Amiens	2002	8.6	10.3	9.1	9.7	37.7
30	SUPIOT Julie	Conflans	1981	8.3	9.7	9.6	9.9	37.5
	SELOSSE Manon	LUC gym	1994	8.9	9.9	9.1	9.6	37.5
	NORADIAN Sophie	Bourg st andeol	1997	8.4	9.9	9.5	9.7	37.5
33	SERY Amélie	Villeneuve sur Lot	2005	8.0	9.6	9.9	9.9	37.4
34	DURAFFOURG Elisa	Gerland Mouche	2000	8.6	8.8	9.9	10.0	37.3
	PACCARD Perrine	Meylan	2002	8.1	9.7	10.1	9.4	37.3
	PECASTAINGS Camille	Boucau Tarnos	2003	8.1	10.3	9.8	9.1	37.3
	MORCRETTE Margot	Amiens	2002	8.5	9.1	9.8	9.9	37.3
38	VERDEILLE Ines	Draveil	2001	8.6	9.5	9.7	9.4	37.2
	LANGUIGNON Elia	Amiens	2000	8.4	9.9	9.4	9.5	37.2
40	NADREAU Lea	Draveil	2000	8.5	9.6	9.8	9.2	37.1
	PITREL Noemie	Draveil	2001	8.4	10.0	9.3	9.4	37.1
	RENAUD Camille	Meylan	2003	8.1	9.4	9.9	9.7	37.1
	CALAS Laetitia	Esvres	1980	8.3	8.7	10.3	9.8	37.1
44	DECOUDU Emmy	Calais	2000	8.1	10.1	9.2	9.6	37.0
45	BEKAKCHA Lolita	Gerland Mouche	1999	8.1	9.7	9.8	9.3	36.9
	FUCINA Garance	Bourg st andeol	2004	8.6	9.3	9.3	9.7	36.9
	GUERIN Karine	Bourg st andeol	2002	8.8	8.9	9.6	9.6	36.9
48	ROBIN Maya	Gerland Mouche	1998	8.4	9.3	9.6	9.5	36.8
	MARTINI Loraine	Mur es Allier	2001	7.8	9.4	9.7	9.9	36.8
50	LE GOALLER Margaux	Meylan	2003	8.3	10.0	8.5	9.9	36.7
	MICHENET Laure	Esvres	1997	8.1	9.4	9.6	9.6	36.7
	SCHINTU Florence	Aubagne Gym	1998	8.2	9.6	9.4	9.5	36.7
	RAMADE Camille	Mur es Allier	1999	8.1	9.5	9.4	9.7	36.7
54	BRANSON Victoria	LUC gym	1998	8.2	10.0	9.1	9.3	36.6
	BRUNDU Lola	Aubagne Gym	2001	8.1	9.3	9.7	9.5	36.6
56	MARZE Lou	Gerland Mouche	2002	8.2	10.2	8.6	9.5	36.5
57	SAN BAUDELIO Mathilde	Boucau Tarnos	2000	7.9	10.1	9.1	9.3	36.4
58	PETIT Lea	Meylan	2003	8.2	9.3	8.9	9.8	36.2
	DANIEL Camille	Amiens	2002	7.8	9.5	9.4	9.5	36.2
60	CASSAN Chloe	Perpignan	1997	8.3	9.0	9.6	9.1	36.0
	IMBERDIS Inès	Mur es Allier	2002	7.6	9.6	9.4	9.4	36.0
62	DE VITA Eve	Aubagne Gym	2003	7.9	9.1	9.8	9.0	35.8
	THEDREZ Gabrielle	Maure de bretagne	2003	8.2	9.8	8.6	9.2	35.8
	DEVENDEVILLE Emma	Amiens	2003	8.2	8.6	9.2	9.8	35.8
	CELLIER Lucie	Bourg st andeol	2004	9.0	9.2	9.7	7.9	35.8
66	VERCHERIN Luce	LUC gym	1998	8.2	8.6	9.4	9.5	35.7
67	REISS Amina	LUC gym	1995	8.0	9.5	9.4	8.6	35.5
	SERDANE Rachel	Perpignan	2000	8.0	9.4	8.8	9.3	35.5
	PAVOUX Alyson	Gerland Mouche	1996	7.9	8.4	9.6	9.6	35.5
	THOURON Lea	Boucau Tarnos	1997	8.2	8.6	9.2	9.5	35.5
71	LEJEAU Sandie	Perpignan	1990	8.2	8.6	9.9	8.7	35.4
72	PEYROT Tiphanye	Gerland Mouche	1997	8.2	8.2	9.4	9.5	35.3
73	HERMENT Mélody	Calais	1990	8.4	9.9	7.6	9.3	35.2
	DAUCHEZ Charlotte	Aubagne Gym	2000	8.0	9.1	9.9	8.2	35.2
75	MIMOUNI Amel	Esvres	1996	7.8	8.5	9.3	9.4	35.0
76	LAURENT Emmanuelle	Calais	1998	7.7	8.9	8.9	9.4	34.9
	CODOGNES Lou	Perpignan	2004	7.8	9.2	9.0	8.9	34.9
	VERGOTE Mayline	Mur es Allier	2005	8.9	8.6	9.7	7.7	34.9





79	AVENET Nolwenn	Esvres	1998	7.5	8.6	9.7	9.0	34.8
	MONTERO Mélodie	Mur es Allier	2001	8.3	9.6	8.8	8.1	34.8
81	CARTILLON Lisa	Boucau Tarnos	1998	8.0	8.3	9.0	9.4	34.7
82	GAY Valentine	Calais	2001	7.9	9.4	8.7	8.5	34.5
83	MORGADO Cristiana	Perpignan	2001	8.6	9.0	8.1	8.7	34.4
84	GUILLIN Loane	Maure de bretagne	2004	7.7	9.5	8.4	8.5	34.1
85	LECLERC Inès	Maure de bretagne	2004	8.1	8.8	8.0	9.1	34.0
86	BIQUET Alice	Esvres	1998	7.3	7.6	8.7	9.6	33.2
87	MICHEL Bénédicte	Esvres	1998	7.0	9.5	7.0	9.3	32.8
88	HOCHET Stessy	Maure de bretagne	2001	6.8	8.2	8.1	9.1	32.2
89	GILLON Camille	Boucau Tarnos	1992	0.0	10.0	9.3	9.7	29.0
90	TILMAN Kelly	LUC gym	1993	0.0	9.9	8.8	9.2	27.9
91	CLAVERIE Zoé	Villeneuve sur Lot	2004	8.1	0.0	9.8	9.6	27.5
92	CORREC Lucile	Conflans	1991	8.1	0.0	9.6	8.5	26.2
93	BEBIN Cléa	Wattrelos	2001	8.2	8.5	0.0	8.5	25.2
94	IGNACIO Violaine	Bourg st andeol	1993	0.0	8.7	9.8	0.0	18.5
95	NORMAND Anais	Draveil	2000	0.0	0.0	0.0	3.9	3.9
96	SCOPELLITI Eva	Wattrelos	2001	0.0	0.0	0.0	0.0	0.0

5. FEMININ NIVEAU2 11-16 ans . SA_DA (individuels)

5.1. Résultats par équipes

	Equipe	Club					Total
1	LUC gym	59--Luc gym	30.5	36.6	33.5	35.8	136.4
2	Haubourdin	59--Haubourdin gym	30.5	36.4	33.1	35.2	135.2
3	Anse	69--Jeunesse ansoise	29.9	31.9	33.7	35.2	130.7
4	A. Dreux	28--Alliance de dreux gymnastique	29.5	32.3	34.4	34.2	130.4
5	Cournon 1	63--Cournon d'Auvergne Gym	29.6	32.6	30.9	32.7	125.8
6	Ris Orangis	91--Union sportive de ris-orangis	29.2	30.1	32.2	31.4	122.9
7	Chaponnay	69--Chaponnay gym	27.1	30.1	32.0	32.5	121.7
8	Vic le comte	63--Vic le comte	25.8	25.9	30.2	31.6	113.5
9	Cournon 2	63--Cournon d'Auvergne Gym	26.7	24.8	29.8	28.3	109.6





5.2. Résultats individuels

	Gymnaste	Equipe	Annee					Total
1	FOURNIER Héloïse	Haubourdin	2003	11.5	12.4	11.8	11.9	47.6
2	VERBRUGGE Octavie	LUC gym	2003	10.6	12.4	11.6	11.9	46.5
3	REBUT Camille	Anse	2000	10.3	12.0	11.2	11.7	45.2
4	KADDARI Lea leïla	A. Dreux	2000	10.2	11.7	12.2	11.0	45.1
5	DA SILVA Andrea	Ris Orangis	2000	10.8	11.2	11.7	11.2	44.9
6	DAVID Lili *	Faches 1 (indiv) (indiv)	2002	10.0	11.8	11.1	11.6	44.5
7	DECHAVANNE Sinai	Cournon 1	2005	11.0	11.9	10.7	10.5	44.1
8	FOVET Alix	LUC gym	2002	9.0	12.1	11.3	11.6	44.0
9	TAFFOREAU Emma	LUC gym	2004	10.0	11.4	10.6	11.9	43.9
10	CHUZEVILLE Clara	Anse	2000	10.0	10.6	11.0	12.0	43.6
11	LOUIFERT Mathilde	A. Dreux	2003	10.0	9.9	11.8	11.7	43.4
12	LISSY Maureen	Haubourdin	2001	8.7	11.9	10.5	11.4	42.5
13	BOUCHILLOU Clara	Chaponnay	2001	9.6	10.0	11.1	11.7	42.4
14	STANKIEWICZ Chimène	LUC gym	2003	9.9	12.1	8.3	12.0	42.3
15	DUPAS Maelle *	Faches 2 (indiv) (indiv)	2003	8.2	11.1	11.1	11.0	41.4
16	ZEIMEN Coralie	Anse	2000	9.6	8.7	11.5	11.3	41.1
17	BABAUD-DULAC Ambre	Cournon 1	2005	10.1	9.7	10.2	10.8	40.8
	RAME Maiwenn *	Vendome 1 (indiv) (indiv)	2003	9.7	10.2	9.4	11.5	40.8
19	BROCHARD Coralie	A. Dreux	2000	9.3	10.5	9.3	11.5	40.6
	PLANCK Lou ann	LUC gym	2003	8.3	11.9	8.8	11.6	40.6
21	OULAYE Manon osseckana	Haubourdin	2002	9.2	9.4	10.5	11.3	40.4
22	BEDARD Mégan	A. Dreux	2004	8.9	10.1	10.4	10.7	40.1
23	NGUEMBO Melissa	Ris Orangis	2001	9.2	9.2	9.9	11.0	39.3
	MORTREUX Suzanne	Anse	2000	8.3	9.3	10.2	11.5	39.3
25	LAROCHE Mauranne	Cournon 1	2005	8.4	10.4	9.2	11.1	39.1
26	MINHOTO Cassandra	Ris Orangis	2000	9.2	9.7	10.6	9.2	38.7
	D ALESSANDRO Elsa	Chaponnay	2001	8.6	10.3	10.4	9.4	38.7
28	ROUDET Lilou	Cournon 1	2005	8.5	9.4	10.0	10.4	38.3
	POULET Anaïs	Vic le comte	2003	9.1	8.7	10.6	9.9	38.3





30	LENGLART Maëlle *	HAUBOURDIN	2002	8.5	11.2	8.2	10.2	38.1
31	GUILLET Marie	Chaponnay	2002	8.9	8.0	9.3	11.4	37.6
32	WICK Loïs	Cournon 2	2000	8.8	8.9	9.8	9.6	37.1
33	CHABAUD Axelle	Cournon 2	2002	8.9	8.0	9.9	9.7	36.5
34	MANZANARES Nell	Vic le comte	2003	8.4	7.9	9.7	10.3	36.3
	PARROT-ROLLAND Annalou	Vic le comte	2005	8.3	9.3	9.4	9.3	36.3
36	FERREIRA Clara	Chaponnay	2002	8.4	8.4	10.5	8.9	36.2
37	SANDOVAL Lola	Vic le comte	2003	8.3	6.3	9.9	11.4	35.9
38	MESTRE Camille	Cournon 2	2002	8.7	7.9	10.1	8.5	35.2
39	ENJELVIN Enola	Cournon 2	2000	9.0	7.8	9.0	8.7	34.5
40	JUILLARD Chloé	Cournon 2	2005	8.6	7.4	9.1	9.0	34.1
41	ANDRAUD Margaux	Haubourdin	2001	8.7	12.1	10.8	0.0	31.6
42	HUGOO Justine	Haubourdin	2001	9.8	0.0	9.1	11.9	30.8
43	ROBINET Marie	Cournon 1	2005	0.0	10.3	9.3	10.8	30.4
44	CREPIEUX Juliette	Chaponnay	2002	0.0	9.8	9.1	0.0	18.9
45	NAULET Daphnée	Ris Orangis	2002	0.0	0.0	0.0	0.0	0.0
	ALLEMAGNE Alexia *	Irigny 1 (indiv) (indiv)	2003	0.0	0.0	0.0	0.0	0.0
	REY Eden *	Irigny 2 (indiv) (indiv)	2004	0.0	0.0	0.0	0.0	0.0

6. FEMININ NIVEAU3 11 + . SA_DA (B) (individuels)

6.1. Résultats par équipes

	Equipe	Club					Total
1	Marseille Montredon	13--Association gymnique montredon	29.6	33.9	33.3	33.1	129.9
2	LUC gym	59--Luc gym	28.5	34.5	31.6	33.4	128.0
3	Crolles	38--Gym et rythme crolles	27.0	32.1	35.5	33.3	127.9
4	Vaugneray	69--Union sportive de l'ouest lyonnais	27.3	32.9	32.4	33.9	126.5
5	Muret	31--Le Ralliement	26.2	32.7	33.0	33.2	125.1
6	Plessis paté	91--EGPP	26.0	32.6	33.4	32.5	124.5
7	Gradignan Gymnix	33--Gymnix	27.2	31.8	32.5	32.6	124.1
8	Bléré	37--Session Gymnastique Artistique Bléré Val de Cher	26.7	31.3	32.8	32.1	122.9
9	Pignan	34--Ass club gym choc	25.8	29.8	32.6	32.8	121.0





6.2. Résultats individuels

	Gymnaste	Equipe	Annee					Total
1	SCHINTU éva	Marseille Montredon	2000	10.2	11.4	11.5	11.5	44.6
2	LECLERC Mathilde	LUC gym	1996	10.4	11.5	10.5	11.4	43.8
3	PETRETTO Paola	Marseille Montredon	2001	9.3	11.4	11.4	11.1	43.2
4	LE BERQUIER Mathilde	Vaugneray	2001	10.0	10.6	10.9	11.4	42.9
5	VIDAL Julie	Pignan	1991	8.9	10.7	11.7	11.1	42.4
6	POTTIN Cassandre	Plessis paté	2001	8.7	11.4	11.5	10.7	42.3
7	CURMI Noemie	Vaugneray	1997	9.0	11.2	10.6	11.4	42.2
8	MIGLIAVACCA Louna	Muret	1999	8.8	10.6	11.3	11.4	42.1
	BORGNIEUX Roxanne	Crolles	2000	8.5	10.7	11.7	11.2	42.1
	CALVIER Amelie	Crolles	2002	9.0	9.7	11.9	11.5	42.1
	JOURDAN Salomé	Crolles	1999	9.5	10.6	11.4	10.6	42.1
12	DALEME Celia	Muret	1998	9.1	11.4	10.6	10.9	42.0
13	CUCOLAS Ionela	Plessis paté	1993	8.9	11.2	10.8	11.0	41.9
14	RICARD Faustine	Bléré	2001	9.1	10.3	11.4	10.7	41.5
15	WAY Maureen	Pignan	1996	8.8	9.9	11.5	11.1	41.3
16	THOMAS Sasha	Muret	2000	8.3	10.7	11.1	10.9	41.0
	PETITE Emeline	Crolles	1999	8.3	10.7	11.9	10.1	41.0
	AUBERT Elea	Gradignan Gymnix	1994	9.2	10.3	10.7	10.8	41.0
19	DURROUX Malou	Gradignan Gymnix	1995	8.8	10.4	10.6	10.9	40.7
20	PIENS Emma	LUC gym	1999	8.0	10.6	10.7	11.2	40.5
	GIORGI LISA	Marseille Montredon	1998	8.5	11.1	10.4	10.5	40.5
22	LAFARGUE Alice	Bléré	1995	9.2	10.7	10.2	10.3	40.4
23	SALMON Juliette	Plessis paté	2001	8.4	10.0	11.1	10.7	40.2
24	BELZUNCES Melissa	Muret	2001	8.3	10.1	10.6	10.7	39.7
25	DECLERIEUX Oceane	Vaugneray	1997	8.3	9.6	10.6	11.1	39.6
26	GAUDISSARD Marion	Bléré	1993	8.4	9.9	11.2	10.0	39.5
	PERRIN Suzon	Bléré	2000	8.1	10.3	10.2	10.9	39.5
28	PROUILHAC Lea	Gradignan Gymnix	1995	8.5	9.8	10.5	10.4	39.2
	ROUX Luce	Gradignan Gymnix	2000	9.2	9.8	9.3	10.9	39.2
30	BREHIN Margaux	Vaugneray	1991	8.2	9.3	10.4	11.0	38.9
31	BENSMINE Sana	Marseille Montredon	1999	10.1	8.3	9.6	10.4	38.4





32	DAVID Helene	Plessis paté	1991	8.3	9.7	9.5	10.8	38.3
33	FOUCHE Louise	Muret	1999	8.1	9.1	9.9	9.9	37.0
34	GOMBERT Calypso	Marseille Montredon	2000	9.3	10.1	8.4	8.8	36.6
	BOUTHIER Ambre	Pignan	1996	8.1	8.5	9.4	10.6	36.6
	PERRIN Fanchon	Bléré	2002	7.8	9.8	8.5	10.5	36.6
37	CHAILLOU Marie	Pignan	1998	7.3	9.2	8.7	7.4	32.6
38	FABRE Ines	Crolles	1999	0.0	10.7	10.6	10.4	31.7
39	STANKIEWICZ Inès	LUC gym	2000	9.3	11.5	0.0	10.8	31.6
40	VERBEKE Isabelle	LUC gym	2000	8.8	11.1	10.4	0.0	30.3
41	CASTIER Lucie	LUC gym	1990	8.3	11.5	10.1	0.0	29.9
42	CAMBOULAS Lara	Pignan	2000	7.6	0.0	7.3	7.9	22.8
43	LABURTHE Lorene	Gradignan Gymnix	1999	0.0	11.1	11.2	0.0	22.3
44	BADOR Charline	Vaugneray	1992	0.0	11.1	10.9	0.0	22.0
45	DOS SANTOS Ambre	Plessis paté	2001	0.0	0.0	0.0	0.0	0.0

7. FEMININ NIVEAU6 14-18 ans . SA_DA (individuels)

7.1. Résultats par équipes

	Equipe	Club					Total
1	Seyssins	38--CLUB GYMNIQUE TRAMPOLINE DE SEYSSINS	35.0	37.8	37.9	38.1	148.8
2	Martigues	13--Sports loisirs culture Martigues	34.5	38.3	37.9	38.0	148.7
	Sivom	34--Sivom les sablieres	35.2	36.8	39.0	37.7	148.7
4	Provins	77--Les manicous	33.6	37.0	37.2	39.0	146.8
5	St Priest	69--Gymnique association saint priest	33.6	37.5	36.2	39.0	146.3
6	Luynes 1	37--AS LUYNES GYM-ENFANTS	33.8	33.8	36.7	34.7	139.0
7	Muret	31--Le Ralliement	32.2	33.3	35.8	36.4	137.7
8	Fresnes	94--A.A.S. FRESNES	31.2	36.7	32.2	37.4	137.5
9	La souterraine	23--Flipflapclub la Souterraine	30.4	35.8	35.1	35.9	137.2


7.2. Résultats individuels

	Gymnaste	Equipe	Annee					Total
1	VALDERRAMA Elisa	Sivom	2000	9.3	9.5	10.3	9.9	39.0
2	GOMEZ Laetitia	Martigues	2000	9.2	9.9	9.6	9.5	38.2
3	PERROT Chloe	Provins	2002	9.0	9.4	9.7	9.7	37.8
4	SUCHAN Chlea	Martigues	2000	8.5	9.7	9.7	9.8	37.7
5	TIBERIO Wendy	Sivom	2001	8.6	9.6	10.0	9.4	37.6
6	CAZENAVE Floriane	Seyssins	2002	8.7	9.6	9.9	9.3	37.5
	PENY Penelope	Seyssins	2001	9.2	9.2	9.5	9.6	37.5
8	LAFRANCESCHINA Chloe	Seyssins	1999	8.3	9.9	9.4	9.5	37.1
9	MEGNIGBETO Eryne	St Priest	2001	8.6	9.4	9.0	10.0	37.0
10	FELOT Lauréva	Sivom	1999	8.7	9.2	9.5	9.5	36.9
11	HOMBERT Marie	Luynes 1	2000	8.8	9.2	9.3	9.0	36.3
12	BERNARD Lena	St Priest	2001	8.1	9.4	9.0	9.7	36.2
	LONCKE Mathilde	Seyssins	1999	8.8	8.8	9.1	9.5	36.2
14	PASCAL Camille	St Priest	2001	7.9	9.1	9.2	9.9	36.1
15	DESCAMPS Lyna	Provins	2002	8.0	9.1	9.2	9.6	35.9
16	BOUVRAIN Eugenie	Provins	2001	7.9	9.0	9.1	9.8	35.8
	BENAOUDA Dana	Martigues	2000	8.3	8.6	9.5	9.4	35.8
18	FLECHEUX Emilie	St Priest	2001	8.0	9.3	9.0	9.3	35.6
	DUSAUTOY Noemie	Fresnes	2000	8.2	9.1	8.7	9.6	35.6
	CASCIO Margo	Martigues	2002	8.5	9.2	9.1	8.8	35.6
21	HORDE Eugénie	La souterraine	2002	7.8	9.0	9.8	8.8	35.4
22	JACQUET Emma	St Priest	2001	8.5	9.4	8.8	8.6	35.3
	VERGEOT Justine	Provins	2001	8.4	8.6	8.5	9.8	35.3
	RIBERE Julie	Muret	2000	8.3	8.8	8.9	9.3	35.3
25	TRINDADE Clarisse	Muret	2001	8.7	8.2	9.2	8.9	35.0
	WILLEMART Justine	Martigues	2000	8.1	9.5	8.2	9.2	35.0
	CANTAU Manon	Sivom	2002	8.6	8.5	9.0	8.9	35.0
	KARALIC Dorine	Seyssins	1999	7.8	9.1	8.6	9.5	35.0
29	THIBAUT Léna	Luynes 1	2002	8.1	8.4	9.5	8.9	34.9




30	BOROWIEC Lucie	Provins	2000	8.2	9.5	7.3	9.7	34.7
31	RAJCA Clémence	Provins	2001	7.9	8.0	9.2	9.5	34.6
	GUILLERME-BOROWIAK Kathleen	Fresnes	1999	8.2	9.5	7.8	9.1	34.6
33	OASSEL Elisa	St Priest	2002	8.4	8.3	8.3	9.4	34.4
34	BEOIR Tiphaine	La souterraine	2000	7.3	9.0	8.9	9.0	34.2
35	GRANIER Claire	Sivom	2002	8.4	8.0	9.0	8.7	34.1
36	AUGER Enola	Luynes 1	2002	8.6	8.0	9.1	8.1	33.8
37	SIESSE Axelle	Fresnes	2000	7.3	9.3	7.9	9.2	33.7
38	POUETTE Elsa	Martigues	2001	7.0	8.5	8.8	9.3	33.6
39	REVELLIN Chloe	Fresnes	2000	7.4	8.8	7.8	9.5	33.5
	VEDRINE Lovena	La souterraine	1998	7.4	8.8	8.8	8.5	33.5
41	JOSEPH Fyona	Sivom	2000	8.4	6.8	9.2	8.9	33.3
42	GRAVEREAU Emeline	Luynes 1	2002	8.3	8.2	8.2	8.2	32.9
43	COME Mathilde	Muret	2002	7.5	7.9	8.9	8.5	32.8
	DUPIN Clemence	Muret	2001	7.7	7.6	8.3	9.2	32.8
45	FERET Lorine	Luynes 1	2002	7.8	7.3	8.8	8.6	32.5
	CHIOZZINI Emma	La souterraine	1999	7.3	9.0	7.3	8.9	32.5
47	MARGOT Octavie	La souterraine	1998	7.9	6.9	7.6	9.2	31.6
48	ASLAN Samantha	Fresnes	2000	7.4	8.7	7.6	7.3	31.0
49	DUPUY Lorine	Muret	2002	6.8	5.8	8.8	9.0	30.4
50	NOIREAU CORSETTI Stefy	Muret	1998	6.8	8.4	6.8	6.8	28.8
51	VENCES Chloé	Luynes 1	2002	0.0	7.3	8.4	7.2	22.9
52	LEFORT Aurélie	La souterraine	1999	0.0	8.7	7.2	0.0	15.9
53	FRIEDMAN Axelle	Fresnes	2000	0.0	0.0	0.0	0.0	0.0

8. FEMININ NIVEAU3 11-16 ans . SA_DA (individuels)

8.1. Résultats par équipes

	Equipe	Club					Total
1	Haubourdin	59--Haubourdin gym	29.7	35.2	31.8	33.8	130.5
2	Castelnau le lez	34--GSL34.com - Castelnau le Lez	27.8	33.8	32.5	35.1	129.2
3	La cantalienne	15--La cantalienne	27.8	33.1	33.2	34.7	128.8
4	Cysoing	59--Progres cysonien	28.0	31.7	33.5	34.2	127.4
5	Privas	7--Sc privas gym	27.2	32.7	32.9	34.5	127.3
6	Andrésy	78--Andrésy	26.7	32.8	32.9	34.0	126.4
7	Riorges	42--Olympique riorges gymnastique	26.4	30.3	33.9	34.8	125.4
8	St Estève	66--Gym club st esteve	26.4	31.3	31.0	33.3	122.0
9	Mur es Allier	63--CIG Mur es allier	27.2	29.2	31.0	32.8	120.2

8.2. Résultats individuels





	Gymnaste	Equipe	Annee					Total
1	RICHOMME Caroline	Castelnau le lez	2000	9.6	11.7	11.6	11.7	44.6
2	DEFAUX Maélys	Haubourdin	2003	10.2	11.8	10.7	11.3	44.0
	DEL COURT Lilou	Cysoing	2004	10.9	10.3	11.2	11.6	44.0
4	RIBES Lili	La cantalienne	2001	10.0	11.5	10.8	11.6	43.9
5	AVELANGE Manon	Haubourdin	2004	9.6	11.9	10.6	11.2	43.3
6	MOULIN Morgane	Privas	2005	9.1	10.9	11.3	11.6	42.9
7	MENU Faustine	Haubourdin	2003	9.9	11.5	10.4	10.9	42.7
	PLAZE Manon	La cantalienne	2003	9.2	10.9	11.0	11.6	42.7
9	ZERBINI Eva	Riorges	2003	9.7	10.5	11.5	10.8	42.5
10	BERNARD Maeva	Castelnau le lez	2001	8.6	11.0	10.6	11.9	42.1
11	GROISNE Blandine	Andrésy	2003	8.2	11.4	10.9	11.5	42.0
12	DELBERT Léa	La cantalienne	2001	8.6	10.7	11.0	11.4	41.7
	SANGLARD Lou	Privas	2004	9.3	11.1	9.8	11.5	41.7
14	MICHEL Maeva	Andrésy	2003	9.0	11.1	10.2	11.3	41.6
15	GUILBAUD Solenn	Privas	2003	8.8	10.5	10.9	11.3	41.5
	VO Lucie	Privas	2002	8.8	10.6	10.7	11.4	41.5
17	VAROQUI Jade	Cysoing	2003	8.3	10.6	11.2	11.3	41.4
18	PLANTECOSTE Méline	La cantalienne	2003	8.4	10.1	11.2	11.5	41.2
19	FROBERT Elise	Riorges	2002	8.4	9.6	11.5	11.6	41.1
	TEULON Nina	Castelnau le lez	2000	8.9	11.1	10.3	10.8	41.1
21	ANDRAUD Maéva	Haubourdin	2002	9.0	11.0	9.7	11.3	41.0
	MOUSSAVI Yasmine	Castelnau le lez	2000	9.1	10.8	9.6	11.5	41.0
	NEVEU Marie	Andrésy	2000	9.2	10.3	10.6	10.9	41.0
24	VAUTIER Lea	Riorges	2002	8.3	10.2	10.8	11.6	40.9
25	TEIXIDO Flora	St Estève	2002	8.9	10.3	10.7	10.9	40.8
26	DEL COURT Clara	Cysoing	2000	8.7	10.8	10.4	10.8	40.7
27	TRONEL Coline	Mur es Allier	2002	8.8	9.8	10.3	11.6	40.5
28	BERGOT Anycia	Cysoing	2003	8.4	9.6	11.1	11.3	40.4
	REYES Elisa	Privas	2003	8.7	10.7	9.6	11.4	40.4
30	CARRERE Lisa	St Estève	2001	8.6	10.7	9.3	11.2	39.8
31	VERMAUT Sarah	Andrésy	2000	8.5	9.0	11.4	10.8	39.7
32	RENARD Emma	Mur es Allier	2001	8.8	9.8	11.0	10.0	39.6
33	BURNICHON Charlyne	Riorges	2002	8.2	9.5	10.6	11.2	39.5

	IMBERN Chloe	St Estève	2001	8.9	9.2	10.3	11.1	39.5
	MEGEMONT Justine	Mur es Allier	2001	9.0	9.6	9.7	11.2	39.5
36	LAMOUREUX Loan	La cantalienne	2002	8.2	10.5	10.6	10.1	39.4
37	BASSO Alexia	St Estève	2000	8.6	10.2	9.2	11.0	39.0
	IMBERN Clara	St Estève	2005	8.0	10.3	10.0	10.7	39.0
39	NOTTER Cerise	Cysoing	2001	8.1	9.2	10.3	11.1	38.7
40	ROUCHY Fanny	Andrézy	2003	8.2	9.1	10.1	11.2	38.6
41	VALERY Romane	Castelnau le lez	2001	9.1	7.5	9.7	9.8	36.1
42	ROCHARD Eleonore	Riorges	2002	0.0	9.6	10.9	11.6	32.1
43	REFF Clara	Haubourdin	2002	0.0	11.4	10.5	9.3	31.2
44	POUPENEY Ludivine	Mur es Allier	2000	9.4	0.0	0.0	0.0	9.4





Résultats de la compétition
Finales nationales UFOLEP
CHATEAUROUX
10 et 11 juin 2017

1. FEMININ NIVEAU6 11-15 ans . SA_DA (B) (individuels)

1.1. Résultats par équipes

	Equipe	Club					Total
1	Limonest	69--A.S.C.J.L. Limonest	33.9	38.7	38.2	40.7	151.5
2	Hulluch	62--Association Gymnique et Sportive Hulluchoise	34.2	38.6	37.3	40.4	150.5
3	Fresnes	94--A.A.S. FRESNES	34.9	37.5	36.8	39.6	148.8
4	Marcoussis	91--Asm	33.6	38.3	36.3	40.5	148.7
5	Esvres	37--Gymnastique Sportive Esvres	34.8	38.3	35.2	38.9	147.2
6	Conflans	78--PLM C Gym	32.8	38.3	36.7	39.0	146.8
7	Biarritz	64--Equilibre Biarritz	33.7	37.9	35.5	39.6	146.7
8	Luynes	37--AS LUYNES GYM- ENFANTS	31.2	37.5	34.0	39.2	141.9
9	Rungis	94--Rungis	25.3	36.7	33.0	40.3	135.3

1.2. Résultats individuels

	Gymnaste	Equipe	Annee					Total
1	RICHARDOT Esther	Marcoussis	2004	8.7	9.7	9.6	10.4	38.4
	FERRERA Ilana	Rungis	2005	8.9	9.8	9.5	10.2	38.4
3	BONINE Gaelle	Fresnes	2002	9.1	9.5	9.5	10.2	38.3
	NISHIO Leica	Limonest	2004	8.8	9.9	9.2	10.4	38.3
5	HERFAUT Perrine	Hulluch	2004	8.5	9.8	9.2	10.3	37.8
6	THIRAVONG Meyli	Fresnes	2004	9.2	9.1	9.5	9.9	37.7
7	EPITER Maelys	Conflans	2004	8.4	9.8	9.5	9.7	37.4
	RENDU Tess	Limonest	2004	8.3	9.4	9.7	10.0	37.4
9	DEKA VAZ Irmina	Conflans	2005	8.8	9.4	9.2	9.9	37.3
	BORDET Lou	Limonest	2002	8.0	9.7	9.4	10.2	37.3
	HUNTER Jade	Biarritz	2003	8.7	9.4	9.2	10.0	37.3
12	LOCHUS Jade	Marcoussis	2004	8.5	9.6	9.2	9.8	37.1
13	BOUVART Méryl	Hulluch	2005	8.3	9.5	9.0	10.1	36.9
14	LIX Marie	Marcoussis	2004	8.1	9.6	9.0	10.1	36.8
	HARMAND Lucie	Rungis	2002	8.2	9.6	8.8	10.2	36.8
	HONTAAS-BERTHOUX Lilou	Limonest	2004	8.7	9.4	8.7	10.0	36.8
	MAGAND Liina	Limonest	2005	7.8	9.7	9.3	10.0	36.8
18	PINAU Emma	Esvres	2004	8.7	9.7	8.7	9.6	36.7
	BRUNELLE Carla	Hulluch	2004	9.5	9.7	7.6	9.9	36.7
	DUFEUILLE Julie	Hulluch	2002	7.5	9.6	9.5	10.1	36.7
21	MALLEJAC Juliette	Fresnes	2002	8.0	9.6	9.2	9.8	36.6
	CRIBELLIER Noa	Esvres	2003	8.8	8.9	9.1	9.8	36.6
	FERNANDES Clara	Luynes	2004	8.2	9.1	9.2	10.1	36.6
	HERFAUT Camille	Hulluch	2002	7.9	9.4	9.6	9.7	36.6
25	LACOLOMBE Carline	Biarritz	2005	8.4	9.4	8.5	9.9	36.2
26	SEMMELEBECK Alexandra	Biarritz	2001	8.0	9.6	8.8	9.7	36.1
27	HOFFMANN Anaelle	Esvres	2004	8.8	9.7	8.6	8.7	35.8
	GEUTHER Emma	Biarritz	2003	8.6	9.5	8.8	8.9	35.8
29	LANEUSE Krystel	Biarritz	2002	7.9	9.1	8.7	10.0	35.7
30	JOLY Sasha	Conflans	2004	8.1	9.6	8.1	9.7	35.5
	BIJOU Lola	Rungis	2004	8.2	8.1	9.1	10.1	35.5
	BOVE Félicia	Fresnes	2004	8.3	9.3	8.2	9.7	35.5
33	LEFRANCOIS Kimberlay	Conflans	2004	7.5	8.4	9.7	9.7	35.3


34	SABAU Shana	Luynes	2003	7.4	9.4	8.4	10.0	35.2
35	TOURNAMILLE Charlotte	Esvres	2003	8.5	9.3	7.3	9.9	35.0
36	LOCHUS Engie	Marcoussis	2004	7.7	9.4	7.6	10.0	34.7
37	LEFEUVRE Romane	Esvres	2003	7.0	9.2	8.8	9.6	34.6
	SABAU Eline	Luynes	2003	7.5	9.5	8.2	9.4	34.6
39	AGASSE Amandine	Conflans	2005	7.1	9.5	8.3	9.4	34.3
	GOMICHOON Zoe	Limonest	2002	8.1	6.3	9.8	10.1	34.3
41	BAKDACHE MARYA	Fresnes	2003	8.0	8.1	8.6	9.5	34.2
42	TIGIER Claire	Marcoussis	2004	8.3	9.0	6.5	10.0	33.8
43	HACID Salima	Fresnes	2002	8.3	9.0	7.6	8.8	33.7
	BOUSCH Maréva	Hulluch	2002	7.3	8.6	8.1	9.7	33.7
45	AINARDI Mathilde	Luynes	2003	8.1	7.7	8.2	9.3	33.3
46	THOMAS Eva	Luynes	2003	6.2	8.7	7.9	9.7	32.5
47	DELAUNAY Lucie	Luynes	2003	6.7	9.5	6.6	9.1	31.9
48	BOUVERET Juline	Esvres	2003	7.4	9.6	5.5	8.7	31.2
49	BREL Uma	Biarritz	2003	6.0	5.9	7.3	8.5	27.7
50	BONHORE Pauline	Marcoussis	2004	0.0	9.0	8.5	10.0	27.5
51	BAMIERE Méline	Rungis	2005	0.0	9.2	5.6	9.8	24.6
52	BARBETTE Juliette	Rungis	2003	0.0	0.0	0.0	0.0	0.0

2. FEMININ NIVEAU5 11-15 ans . SA_DA (individuels)

2.1. Résultats par équipes

	Equipe	Club					Total
1	Anse	69--Jeunesse ansoise	37.1	41.5	39.4	39.8	157.8
2	Cabestany	66--Coc gymnastique	35.8	42.1	39.4	40.2	157.5
3	Loriol	26--Groupe omnisports loriolais (gol)	35.9	40.1	39.2	41.1	156.3
4	Castelnau le lez	34--GSL34.com - Castelnau le Lez	33.7	41.3	40.2	40.4	155.6
5	Yerres 2	91--Gym club yerrois	35.8	40.2	39.4	39.9	155.3
6	Charenton	94--Envol Gym	34.2	40.5	40.6	39.9	155.2
7	Nivolas vermelle	38--Nivolas alep espoir gymnique	35.3	39.9	38.6	40.0	153.8
8	Yerres 1	91--Gym club yerrois	34.8	40.0	39.1	39.8	153.7
9	Désertines	3--Assoc gymnique de desertines	35.6	39.4	39.3	39.1	153.4
10	Perpignan	66--Uscm	34.1	39.8	38.9	39.5	152.3
11	Pont du chateau	63--La jeune gaule	32.9	40.3	39.0	38.9	151.1
12	Lambersart	59--SMG Lambersart	33.7	37.0	38.8	37.6	147.1





2.2. Résultats individuels

	Gymnaste	Equipe	Annee					Total
1	GOUEDARD Clara	Cabestany	2005	9.3	10.5	10.1	10.6	40.5
2	PONCET Lilou	Anse	2005	9.2	10.3	10.2	10.2	39.9
	PION Lou	Loriol	2004	8.9	10.0	10.3	10.7	39.9
4	SAMBA FOUANI Rômane	Yerres 1	2004	9.2	10.4	10.1	10.0	39.7
	DE LA FOATA Romane	Anse	2005	9.2	10.4	10.2	9.9	39.7
6	FOUKANI Anna	Castelnau le lez	2004	9.4	10.3	10.1	9.8	39.6
7	DABERNAT Emma	Désertines	2003	9.1	10.2	10.0	10.0	39.3
8	BRESOLIN Joy	Loriol	2005	9.3	10.0	9.5	10.4	39.2
	BOUZIANI Desyderia	Nivolas vermelle	2001	8.7	10.4	10.0	10.1	39.2
	COMTE FLORET Charline	Nivolas vermelle	2004	9.2	9.9	10.1	10.0	39.2
11	SISQUEILLE Chloé	Cabestany	2002	8.8	10.7	9.6	10.0	39.1
	COULETTE Jeanne	Désertines	2004	9.2	10.1	9.4	10.4	39.1
13	AUFFROY Célestine	Charenton	2001	8.9	9.6	10.4	10.1	39.0
14	LE GARGAM Camille	Anse	2005	9.4	10.3	9.4	9.8	38.9
	VUGLIANO Ema	Anse	2004	9.3	10.5	9.3	9.8	38.9
	LEBLANC Ilyona	Perpignan	2005	8.9	10.2	9.8	10.0	38.9
17	VESAN Jeanne	Charenton	2002	8.8	10.3	9.8	9.9	38.8
18	FAURE Chloé	Yerres 2	2002	8.5	10.1	10.0	10.1	38.7
	MITAINE Victoire	Charenton	2001	8.2	10.2	10.4	9.9	38.7
20	DULOU Anais	Castelnau le lez	2004	7.7	10.3	10.1	10.5	38.6
21	LATREILLE Assia	Cabestany	2002	8.4	10.5	9.9	9.7	38.5
	PRADON Marilou	Loriol	2003	8.8	9.8	9.8	10.1	38.5
23	CHALMIN Carla	Cabestany	2002	8.7	9.8	9.8	9.9	38.2
	POUJADE BERTRAND Maeva	Castelnau le lez	2004	8.0	10.5	9.7	10.0	38.2
25	ANDRE MAGALLON Mathilde	Yerres 1	2005	8.8	10.0	9.3	10.0	38.1
	UBICO Vitoria	Yerres 2	2002	8.6	10.1	9.6	9.8	38.1
	MICHEL Margo	Loriol	2004	8.9	9.8	9.5	9.9	38.1

28	JOLLY Natacha	Pont du chateau	2004	7.9	10.3	10.0	9.8	38.0
29	GATIBELZA Lisa	Yerres 2	2003	8.9	9.4	9.9	9.7	37.9
	NEBIE Anna	Charenton	2002	8.3	9.9	9.7	10.0	37.9
	CHEVALIER Lou	Anse	2005	8.4	10.2	9.5	9.8	37.9
	MENU Carla	Lambersart	2004	8.6	9.5	9.8	10.0	37.9
33	HENRY-DIHAL Maëlys	Yerres 2	2003	9.3	9.9	9.5	9.1	37.8
	GOBIN Jeanne	Charenton	2002	8.2	10.1	9.9	9.6	37.8
	GARCIA Estelle	Cabestany	2002	9.0	10.2	9.5	9.1	37.8
	UNY Maylis	Loriol	2002	8.2	10.3	9.6	9.7	37.8
37	MORATILLE Marina	Yerres 1	2004	8.4	10.0	9.3	9.9	37.6
38	DEPREZ Deborah	Lambersart	2005	8.7	9.0	9.7	10.1	37.5
39	DEVAUD BLANC Auriane	Pont du chateau	2005	7.3	10.1	10.0	9.9	37.3
	BOUZIANI Calypso	Nivolas vermelle	2005	8.4	9.9	8.9	10.1	37.3
41	FONTAS Noémie	Perpignan	2005	7.9	10.0	9.2	10.1	37.2
	DURAND Melina	Pont du chateau	2004	9.0	9.2	9.8	9.2	37.2
43	LE BRUN Laurianne	Yerres 1	2004	7.7	9.6	10.2	9.6	37.1
	HODEN Apolline	Lambersart	2005	9.1	9.3	9.7	9.0	37.1
	GALIFET Coline	Nivolas vermelle	2001	8.4	9.7	9.2	9.8	37.1
	SEIGLE VATTE Melyne	Nivolas vermelle	2003	9.0	9.7	9.3	9.1	37.1
47	PACULL VILLA Cyrielle	Perpignan	2003	8.1	9.6	9.8	9.5	37.0
	GARCERIES Océane	Cabestany	2001	7.5	10.4	9.5	9.6	37.0
49	CLOIX Lou	Yerres 2	2002	9.0	10.1	9.9	7.9	36.9
	CARNEIRO Clara	Désertines	2003	8.4	10.0	9.8	8.7	36.9
51	BONDRY Lisa	Yerres 2	2003	8.6	9.2	8.6	10.3	36.7
52	MC GROGAN Zoe	Perpignan	2005	7.2	10.0	9.9	9.4	36.5
	GENNIGES GAUTHIER Emma	Pont du chateau	2004	7.9	9.8	9.2	9.6	36.5
	AMAT Manon	Castelnau le lez	2004	8.0	8.9	9.8	9.8	36.5
55	ROQUES Anae	Castelnau le lez	2003	8.3	10.2	9.0	8.9	36.4
56	GARNIER Carla	Loriol	2004	7.7	9.4	9.3	9.8	36.2
	DENIZARD Lea	Désertines	2004	8.9	8.9	9.2	9.2	36.2
58	JOUDOUX Noélie	Yerres 1	2005	8.2	9.6	9.5	8.7	36.0
59	ROUSSEAU Jade	Perpignan	2005	8.6	9.4	7.9	9.9	35.8
60	DJEBBAR Radia	Anse	2005	7.7	8.6	9.5	9.9	35.7
61	SERRANO Mathilda	Désertines	2002	7.2	9.1	9.8	9.4	35.5
62	DOUGHERTY Kathleen	Yerres 1	2004	8.4	8.7	8.4	9.9	35.4
63	TORRES PEREIRA Mariana	Perpignan	2005	8.5	8.2	9.4	9.2	35.3
	VERRIER Alice	Désertines	2003	7.7	8.6	9.7	9.3	35.3
65	MALHOMME Illiana	Charenton	2003	6.7	8.7	9.9	9.7	35.0
66	QUANTIN Emma	Pont du chateau	2003	8.1	10.1	7.1	9.6	34.9
67	DAYEZ Camille	Lambersart	2004	7.3	9.2	9.6	8.4	34.5
68	NOYER Emilie	Castelnau le lez	2005	0.0	10.1	10.2	10.1	30.4
69	BAILLY Paola	Lambersart	2004	6.9	0.0	9.3	8.5	24.7
70	LEPOUTRE Constance	Lambersart	2004	0.0	0.0	0.0	0.0	0.0
	CHARDONNET Roxane	Nivolas vermelle	2004	0.0	0.0	0.0	0.0	0.0

3. FEMININ NIVEAU6 11-15 ans . SA_DA (individuels)

3.1. Résultats par équipes

	Equipe	Club					Total
1	L isle d Abeau	38--Gym d'Abeau	33.2	39.7	39.3	39.5	151.7
2	Nivolas vermelle 1	38--Nivolas alep espoir gymnique	33.3	39.4	39.6	39.0	151.3
3	St Priest	69--Gymnique association saint priest	31.9	39.3	39.7	38.8	149.7
4	Pontoise	95--SPG Pontoise	32.4	38.9	39.2	38.9	149.4
5	Rochefort 2	63--C.O.M.E Gym	33.2	38.8	38.7	38.5	149.2
6	Boucau Tarnos 1	64--Sics Boucau Tarnos	33.1	39.0	39.3	37.7	149.1
7	Dammarié	77--Etoile sportive de dammarié les lys	33.2	37.3	39.0	39.0	148.5
8	Orsay 1	91--Caorsay	33.6	38.9	38.0	37.6	148.1
9	Castelnau le lez	34--GSL34.com - Castelnau le Lez	31.9	38.3	39.2	38.4	147.8
	Blanquefort	33--Entente sportive blanquefort	32.9	36.4	38.8	39.7	147.8
	Pignan	34--Ass club gym choc	33.4	37.7	39.3	37.4	147.8
12	Lambersart 1	59--SMG Lambersart	32.0	37.9	39.2	38.5	147.6
	St Genis les Ollières	69--Entente St genoise	31.4	37.7	39.1	39.4	147.6
14	Salbris	41--AS Salbris Gym	32.1	37.1	39.0	38.4	146.6
15	La cantalienne	15--La cantalienne	30.9	38.0	38.4	36.3	143.6
16	Pont du chateau	63--La jeune gaule	30.6	36.8	38.0	38.0	143.4

3.2. Résultats individuels

	Gymnaste	Equipe	Annee					Total
1	DICHAMPS Manon	L isle d Abeau	2001	8.8	9.9	10.0	10.2	38.9
2	MOREL Candice	Nivolas vermelle 1	2004	8.9	10.0	9.9	9.8	38.6
3	LEBAILLIF Romane	St Priest	2004	8.3	9.8	10.0	9.8	37.9
4	CHAMPION Lilou	Pontoise	2004	8.2	9.8	9.8	9.9	37.7
	VERNEREY Lauryne	L isle d Abeau	2002	8.3	10.1	9.7	9.6	37.7
	BONY Justine	Rochefort 2	2002	8.4	9.6	9.9	9.8	37.7
7	LAPEYRE Alice	Lambersart 1	2004	8.3	9.6	10.0	9.7	37.6
	VIEILLEDEN Oriana	Pignan	2004	8.7	9.5	10.0	9.4	37.6
9	LE BIHAN Ilona	Orsay 1	2005	8.5	9.7	9.7	9.6	37.5
	MATURIN Leane	St Priest	2003	8.0	9.7	9.8	10.0	37.5
	LACROUTS Lilou	Boucau Tarnos 1	2005	8.6	9.6	9.9	9.4	37.5
	DUBOIS Charline	Nivolas vermelle 1	2004	8.0	9.7	10.0	9.8	37.5
13	GELLE Agathe	Dammarié	2005	8.2	9.3	9.8	10.1	37.4
	AMILLIAC Cecilia	St Genis les Ollières	2002	8.3	9.4	9.9	9.8	37.4
	DUMENIL Heloise	L isle d Abeau	2003	8.0	9.8	9.9	9.7	37.4
16	PERONO Charlotte	Pontoise	2004	7.8	9.9	9.9	9.7	37.3
	CAHUET Nina	Dammarié	2003	8.6	9.5	9.5	9.7	37.3
18	NAZET Coline	Castelnau le lez	2001	7.5	9.6	10.1	10.0	37.2
	FARRAUTO Francesca	Pignan	2005	8.6	9.3	10.1	9.2	37.2
	LE BIHAN Marine	Salbris	2002	8.1	9.5	9.5	10.1	37.2
21	GLAVIER-ARCHENAUULT Lucie	Orsay 1	2005	8.7	9.5	9.4	9.5	37.1
	LONGERE Chloe	St Priest	2003	7.9	9.9	9.7	9.6	37.1

	OSTERMANN Manon	Blanquefort	2003	8.1	9.1	10.0	9.9	37.1
	BARBINAT Kassandra	Nivolas vermelle 1	2004	7.7	10.0	9.6	9.8	37.1
	BOIS Margot	Salbris	2004	8.3	9.3	9.8	9.7	37.1
	GUILLEMIN Justine	L isle d Abeau	2003	8.0	9.9	9.3	9.9	37.1
27	BENSALEM Shiryn	Pontoise	2004	8.0	9.5	9.9	9.6	37.0
	CHIKH Li lou	Lambersart 1	2003	8.0	9.8	9.9	9.3	37.0
	DELMAS Maelle	Pignan	2004	8.0	9.6	9.9	9.5	37.0
	JEANNEAU Léa	L isle d Abeau	2003	8.1	9.7	9.5	9.7	37.0
	PERRIER Anais	Rochefort 2	2002	8.1	9.9	9.7	9.3	37.0
32	BOUTTEKEIN Lisa	Orsay 1	2005	8.2	9.9	9.3	9.5	36.9
	MILOJKO Oriane	Dammarie	2001	8.1	9.2	9.9	9.7	36.9
	MIOQUE Romane	Boucau Tarnos 1	2005	7.9	10.0	9.8	9.2	36.9
	PETIT Lola	Boucau Tarnos 1	2004	7.9	9.7	9.8	9.5	36.9
	GUERIN Laure	Nivolas vermelle 1	2004	8.7	9.2	9.4	9.6	36.9
	JAILLOT Amelie	Nivolas vermelle 1	2004	7.6	9.7	10.1	9.5	36.9
	LARDET Melissa	L isle d Abeau	2003	7.9	9.7	9.7	9.6	36.9
39	CASSIN Manon	Blanquefort	2003	8.4	9.2	9.5	9.7	36.8
	BESSERVE Louane	Rochefort 2	2004	8.2	9.9	9.3	9.4	36.8
	COHANDON Romane	Rochefort 2	2003	8.2	9.4	9.6	9.6	36.8
42	BARON Julie	St Priest	2003	7.7	9.8	10.2	9.0	36.7
	CONJAT Loan	Boucau Tarnos 1	2004	8.1	9.4	9.8	9.4	36.7
	CARLES Mae	St Genis les Ollières	2003	7.8	9.8	9.1	10.0	36.7
45	JEAN-PIERRE Camille	St Genis les Ollières	2001	7.6	9.2	9.8	10.0	36.6
	BAUDRILLON Margaux	Salbris	2002	8.0	9.0	9.9	9.7	36.6
47	CAPPELLI Emeline	Pontoise	2004	8.4	9.6	9.3	9.1	36.4
	BONNET Lalie	Rochefort 2	2004	8.4	9.4	9.5	9.1	36.4
49	LEBATTEUX Myriam	Pont du chateau	2003	7.4	9.5	9.7	9.7	36.3
	WIATR Lou	Castelnau le lez	2003	8.2	9.0	9.8	9.3	36.3
51	MONIER Lucie	Lambersart 1	2003	7.8	8.9	9.5	10.0	36.2
	SOLE Auriane	Blanquefort	2003	7.5	8.9	9.6	10.2	36.2
53	ROGE Morygane	Pontoise	2005	7.8	9.1	9.5	9.7	36.1
	ULMET Eline	La cantalienne	2004	7.6	9.6	10.0	8.9	36.1
	LAMBERT Justine	Blanquefort	2003	8.2	9.2	9.7	9.0	36.1
56	PRATER Nikita	Pontoise	2004	7.5	9.6	9.6	9.3	36.0
	CHAINAY Elsa	Dammarie	2003	7.8	9.1	9.6	9.5	36.0
	CORDOBA Céline	Castelnau le lez	2001	7.4	8.7	10.1	9.8	36.0
	MORA Lara	Castelnau le lez	2004	7.9	9.9	8.9	9.3	36.0
60	BONNIFAY Charlotte	Dammarie	2001	7.8	9.3	9.7	9.1	35.9
	OSTINS Jeanne	Blanquefort	2002	8.2	8.8	9.0	9.9	35.9
	GUIGUEN Camille	Pignan	2004	8.1	9.3	9.2	9.3	35.9
63	DELORT Clarisse	La cantalienne	2004	7.5	9.7	9.5	9.1	35.8
	PHILIBERT Charlotte	Pont du chateau	2004	7.8	9.0	9.7	9.3	35.8
	YPERMAN Jade	Castelnau le lez	2001	8.2	9.8	9.2	8.6	35.8
66	TOUCHAIS Justine	Orsay 1	2005	8.0	9.8	9.2	8.7	35.7
	FOUQUET Philippine	Lambersart 1	2004	7.9	9.3	9.8	8.7	35.7
68	PERRIER Justine	Rochefort 2	2002	7.9	8.7	9.3	9.7	35.6
69	SCHMITT Manon	Pont du chateau	2002	7.7	8.7	9.5	9.6	35.5
	GRANGE émilie	St Genis les Ollières	2003	7.3	8.7	9.9	9.6	35.5
71	MOURGUES Eva	La cantalienne	2003	8.0	9.3	9.4	8.7	35.4
72	ANDRE Valentine	Lambersart 1	2002	7.3	9.2	9.3	9.5	35.3
73	VOISIN Lou	Boucau Tarnos 1	2004	8.5	8.8	8.5	9.4	35.2
	BADIOU Nina	Salbris	2003	7.7	9.3	9.5	8.7	35.2
75	DELTRIEU Alexane	La cantalienne	2002	7.3	9.4	9.5	8.9	35.1
76	MARTIN Mathilde	Salbris	2002	7.7	8.7	9.7	8.9	35.0
77	LEGER Alexia	Orsay 1	2004	8.2	9.2	9.6	7.6	34.6
	BOMBARD Célestine	St Priest	2003	7.2	9.8	8.4	9.2	34.6





	GEORGES Lola	St Priest	2003	7.7	9.4	8.1	9.4	34.6
	SILVA Pauline	Boucau Tarnos 1	2003	7.7	9.7	9.0	8.2	34.6
	GILLOT Emma	St Genis les Ollières	2003	7.5	9.3	9.5	8.3	34.6
82	GOUDY Manon	Blanquefort	2003	7.8	8.9	8.7	9.1	34.5
83	SERVETTE Oceane	Dammarie	2004	8.3	8.5	8.1	9.4	34.3
84	ELIZONDO Ambre	Salbris	2004	7.4	8.9	9.6	7.9	33.8
85	RAMIRES Melyssa	Pont du chateau	2005	7.7	9.0	9.1	7.9	33.7
86	COTTE ARIANE	Pont du chateau	2003	6.7	9.2	7.6	9.4	32.9
	PEPIN Emma	Castelnau le lez	2002	7.6	7.9	8.9	8.5	32.9
88	PASCAL Madeline	Orsay 1	2005	8.0	6.3	9.1	9.0	32.4
89	NOEL Camille	Pignan	2005	6.8	5.4	9.3	9.2	30.7
90	PEREIRA Manon	Pont du chateau	2002	6.8	9.1	7.4	6.3	29.6
91	RAFFY Ophélie	La cantalienne	2002	7.8	0.0	8.7	9.4	25.9
92	AVELINE Alicia	St Genis les Ollières	2002	7.7	8.8	0.0	7.8	24.3
93	KEPA Constance	Lambersart 1	2002	0.0	0.0	0.0	0.0	0.0
	AUZOLLE Louisa	La cantalienne	2004	0.0	0.0	0.0	0.0	0.0
	GIROUD Hemma	Nivolas vermelle 1	2003	0.0	0.0	0.0	0.0	0.0

4. FEMININ NIVEAU4 14-18 ans . SA_DA (individuels)

4.1. Résultats par équipes

	Equipe	Club					Total
1	Chateauroux	36--ASPTT GYM	26.2	33.9	32.3	33.7	126.1
2	Lagny sur marne	77--Elan gymnique de lagny	25.2	35.0	31.6	34.1	125.9
3	St Germain Laval	77--GCSGL	27.0	34.1	31.9	32.8	125.8
4	Perpignan	66--Uscm	26.5	32.7	31.3	34.1	124.6
5	Aubagne Gym	13--Aubagne gym	26.8	32.6	31.5	33.4	124.3
6	Yerres	91--Gym club yerrois	25.1	34.0	32.3	32.5	123.9
7	Artannes	37--Gymnastique enfants artannes	26.8	32.2	31.7	32.9	123.6
8	Salles SC	33--Sporting Club de Salles	23.5	33.4	31.0	32.9	120.8
9	Jonage	69--E.s.j gymnastique artistique	26.9	33.6	28.7	31.4	120.6


4.2. Résultats individuels

	Gymnaste	Equipe	Annee					Total
1	DE ROBERT-DOU Constance	Aubagne Gym	2001	8.9	11.7	11.2	11.3	43.1
2	BRIAUDEAU Lola	Artannes	1998	9.1	11.5	11.0	11.2	42.8
3	POTIER Anne-lona	Chateauroux	1999	9.0	11.8	10.6	11.3	42.7
4	BERNARD Ameline	St Germain Laval	1998	9.5	11.6	9.7	11.3	42.1
	BLANC Loraine	Jonage	1999	8.6	11.5	10.8	11.2	42.1
6	LECLERC Morgane	Aubagne Gym	2002	9.6	10.5	10.8	11.1	42.0
7	TARRIS Enola	Lagny sur marne	2000	8.3	11.7	10.5	11.4	41.9
8	SKOCZEK Marion	Lagny sur marne	2000	8.6	11.6	10.1	11.4	41.7
	COULAMY Fidji	Perpignan	2001	9.2	11.3	9.9	11.3	41.7
10	DE CIANTIS Lena	Jonage	1999	10.0	11.4	9.0	11.2	41.6
11	PONE Candice	Yerres	2001	8.3	11.2	11.1	10.9	41.5
	SKOCZEK Solene	Lagny sur marne	2002	8.3	11.6	10.3	11.3	41.5
13	GOURGUES Lola	St Germain Laval	2000	8.3	11.3	10.9	10.9	41.4
14	PENN Juliette	Chateauroux	2002	8.1	11.5	10.5	11.2	41.3
15	CLOIX Zoé	Yerres	2000	8.1	11.4	10.7	10.8	41.0
	DE LUTIS Isaure	Lagny sur marne	2000	8.3	11.4	10.8	10.5	41.0
17	MACE Mathilde	Lagny sur marne	2000	8.2	11.7	10.1	10.9	40.9
18	BESOMBES Julie	St Germain Laval	2001	8.4	10.8	10.9	10.6	40.7
19	CANDAS Camille	Yerres	2000	8.2	11.3	10.5	10.6	40.6
	AMIGUAS Marie	Perpignan	1999	9.1	9.7	10.4	11.4	40.6
	LOIZON Charlotte	Artannes	2000	8.8	10.4	10.5	10.9	40.6
22	GAULTIER Emma	Chateauroux	1999	8.8	10.6	10.8	10.3	40.5
23	BRUNET Elyne	Salles SC	2001	7.8	11.4	10.2	11.0	40.4
	DULAS Leslie	Salles SC	2002	8.0	11.1	10.7	10.6	40.4
25	RUIZ Manon	Perpignan	1998	7.6	10.3	11.0	11.4	40.3
26	POIRIER Margaux	Yerres	2001	8.6	10.9	9.9	10.8	40.2
	ROBINE Pauline	Yerres	2000	7.7	11.3	10.5	10.7	40.2
	VIALLE Amandine	Artannes	1999	8.9	10.3	10.2	10.8	40.2
29	POITOU Cassandra	St Germain Laval	2001	8.9	11.2	9.5	10.4	40.0
30	CARBASSE Célia	Perpignan	2000	8.2	10.8	9.7	11.1	39.8
31	PAPIN Nina	Perpignan	2000	8.2	10.6	9.9	10.8	39.5





32	BARIL Laura	Salles SC	2000	7.7	10.9	10.1	10.7	39.4
33	PIGNOL Sarah	Aubagne Gym	2002	8.3	10.4	9.5	11.0	39.2
34	PETTE Jeanne	Artannes	2000	8.1	10.3	10.0	10.4	38.8
35	BRETON Coraline	St Germain Laval	1999	8.6	10.2	10.1	9.5	38.4
	CANTREL Léa	Chateauroux	2000	8.3	8.4	10.5	11.2	38.4
37	JACOB Cassandra	Jonage	1999	8.3	10.7	8.9	9.0	36.9
	RHIMBERT Andréa	Chateauroux	2001	8.4	6.8	10.9	10.8	36.9
39	PALMERI Méline	Aubagne Gym	2001	7.8	10.2	8.2	10.2	36.4
40	INCHAUSPE Marine	Salles SC	2000	7.3	10.3	6.4	11.2	35.2
41	PUTCRABEY Julie	Salles SC	2002	0.0	6.5	9.7	6.2	22.4
42	SCIANDRA Alice	Jonage	2001	0.0	10.3	0.0	0.0	10.3
43	BONVIN Anais	Artannes	1998	0.0	0.0	7.1	0.0	7.1
44	GOLAIN Romane	Jonage	2000	0.0	0.0	0.0	0.0	0.0
	JAMPY Marion	Aubagne Gym	1998	0.0	0.0	0.0	0.0	0.0

5. FEMININ NIVEAU5 11-15 ans . SA_DA (B) (individuels)

5.1. Résultats par équipes

	Equipe	Club					Total
1	Vaugneray	69--Union sportive de l'ouest lyonnais	34.0	40.2	38.9	39.2	152.3
2	Irigny	69--Amicale laique irigny	33.3	41.1	38.2	38.7	151.3
3	Ris Orangis	91--Union sportive de ris-orangis	32.9	40.1	37.4	38.9	149.3
4	Bedarieux	34--Ass club athletique bedaricien gym	32.5	38.0	37.1	39.5	147.1
5	St Avertin	37--St-avertin sports	33.0	37.3	37.8	37.7	145.8
6	Chatel-guyon	63--La vigilante	32.7	36.8	37.6	37.9	145.0
7	Brie comte robert	77--Scbgym	30.9	38.9	36.7	36.6	143.1
8	Castelsarrasin	82--Le défi castelsarrasinois	30.8	36.4	34.3	37.1	138.6

5.2. Résultats individuels

	Gymnaste	Equipe	Annee					Total
1	PROT Océane	Irigny	2004	9.2	10.2	10.2	10.2	39.8
2	LEFEVRE Axelle	Vaugneray	2002	8.9	10.1	9.5	9.8	38.3
3	CHENAT Samantha	Vaugneray	2002	8.8	10.4	9.2	9.7	38.1
4	DYMALA MAELYS	Ris Orangis	2003	8.1	10.4	9.7	9.6	37.8
5	BRIGHENTI Chloe	Ris Orangis	2004	8.2	10.4	9.2	9.8	37.6
6	ARLAUD Laura	Vaugneray	2002	7.3	10.3	10.1	9.8	37.5
7	NAULET Candice	Ris Orangis	2004	8.5	10.0	9.2	9.7	37.4
8	DEDINGER Ophelie	Irigny	2002	8.4	9.3	9.8	9.5	37.0
9	DESCHAMPS Lola	Irigny	2004	8.0	10.5	9.1	9.3	36.9
	BESIN Anaïs	Chatel-guyon	2004	8.3	9.2	9.3	10.1	36.9
	BEAUVAIS Clara	St Avertin	2004	8.4	9.5	9.9	9.1	36.9
	RAINGEAUD Elsa	St Avertin	2004	8.4	9.2	9.5	9.8	36.9
13	SAINTE PAUL Ambre	Chatel-guyon	2003	8.0	9.7	9.5	9.6	36.8
14	GIRAUD Ophelie	Vaugneray	2002	8.2	9.4	9.7	9.4	36.7
15	BROCARD Carla	Bedarieux	2002	7.6	9.6	9.5	9.9	36.6
16	HERAULT Ena	Brie comte robert	2004	8.4	10.3	9.6	8.2	36.5
17	CAPDEVILLE Ambre	Bedarieux	2001	7.8	10.1	8.5	10.0	36.4
18	SANCHEZ Aureane	Irigny	2004	7.7	9.8	9.1	9.7	36.3
19	MILLEY Marie	St Avertin	2003	7.4	9.6	9.5	9.7	36.2
20	LEFEVRE Caroline	Vaugneray	2002	7.9	8.7	9.6	9.9	36.1
21	SCANZI Leonie	Bedarieux	2002	7.5	9.5	9.3	9.6	35.9
22	PYRAM Ylona	Brie comte robert	2004	7.6	9.9	8.6	9.5	35.6
	CUTILLAS AnaÉle	Bedarieux	2004	8.2	8.8	9.0	9.6	35.6
24	JAPPE Albanne	St Avertin	2004	8.2	9.0	8.9	9.1	35.2
25	COUDER Camille	Chatel-guyon	2003	7.3	9.1	8.9	9.6	34.9
	EL BARAKA Kaoutar	Castelsarrasin	2003	7.9	9.4	8.6	9.0	34.9
27	POUSSEROT Camille	Brie comte robert	2004	7.4	9.2	9.3	8.9	34.8
28	LIMBERGER Kimberley	Castelsarrasin	2003	7.5	9.0	8.5	9.7	34.7
29	NGUYEN Lucie	Ris Orangis	2005	8.1	7.4	9.3	9.8	34.6
30	HAZZAA FANNY	Ris Orangis	2003	7.5	9.3	8.6	8.8	34.2
	GRIMOND Elisa	Brie comte robert	2003	7.1	9.3	9.2	8.6	34.2





32	POLATO Ophelie	Castelsarrasin	2002	7.2	9.4	8.2	9.2	34.0
	SALVADORI Jade	Castelsarrasin	2004	7.9	8.6	8.3	9.2	34.0
34	LEBLANC Camille	Brie comte robert	2003	7.5	9.4	8.0	9.0	33.9
	HAYER Fanny	Chatel-guyon	2004	8.0	8.0	9.3	8.6	33.9
36	BASTERRE Elsa	Chatel-guyon	2005	8.0	8.8	8.9	7.8	33.5
37	CROZIER Lucie	Vaugneray	2002	8.1	6.8	8.7	9.5	33.1
38	MEFLAH Mayca	Castelsarrasin	2003	7.5	7.8	8.9	8.7	32.9
39	BOURGEOIS Marine	Brie comte robert	2003	6.5	9.1	7.7	9.2	32.5
40	CADENAT Faustine	Bedarieux	2004	8.2	7.2	8.9	8.1	32.4
41	COTARD Emilie	St Avertin	2004	8.0	6.9	8.9	8.0	31.8
42	TOUZAIN Anouk	Chatel-guyon	2003	8.4	7.7	9.5	5.9	31.5
43	JUREVIEZ Lucie	St Avertin	2004	8.0	4.8	7.5	9.0	29.3
44	DEROUBAIX Lea	Bedarieux	2001	8.3	0.0	9.3	10.0	27.6
45	SAVOYAT Oceane	Irigny	2002	0.0	10.6	8.5	0.0	19.1
46	BRY MAELYS	Ris Orangis	2003	0.0	0.0	0.0	0.0	0.0
	MONTMAYEUR Ana	Irigny	2003	0.0	0.0	0.0	0.0	0.0
	GHAZI Lea	Castelsarrasin	2003	0.0	0.0	0.0	0.0	0.0

6. FEMININ NIVEAU5 14-18 ans . SA_DA (B) (individuels)

6.1. Résultats par équipes

	Equipe	Club					Total
1	Conflans	78--PLM C Gym	34.2	40.1	38.1	38.5	150.9
2	Irigny	69--Amicale laique irigny	32.5	38.8	40.2	38.6	150.1
3	Artannes	37--Gymnastique enfants artannes	33.6	39.0	35.8	38.5	146.9
4	Chaponnay	69--Chaponnay gym	32.0	39.3	37.8	37.5	146.6
5	Vaureal	95--Egv	32.7	38.0	38.1	37.7	146.5
6	Muret	31--Le Ralliement	33.0	36.7	37.4	36.6	143.7
7	Mur es Allier	63--CIG Mur es allier	32.4	38.5	36.9	34.6	142.4
8	Bléré	37--Session Gymnastique Artistique Bléré Val de Cher	31.5	36.7	37.2	36.3	141.7

6.2. Résultats individuels

	Gymnaste	Equipe	Annee					Total
1	ROBREAU Lohana	Conflans	2000	9.0	10.7	9.6	9.7	39.0
2	LAVIGNE Fay	Conflans	2002	9.1	9.8	9.9	9.9	38.7
3	FERREIRA Nolween	Conflans	2001	9.0	10.0	9.4	10.0	38.4
4	PASQUER Floriane	Irigny	2001	8.3	9.2	10.4	10.2	38.1
5	CHARVOZ Marine	Chaponnay	2001	8.1	10.0	10.1	9.8	38.0
6	SIMON Cindy	Artannes	2000	8.4	9.9	10.0	9.5	37.8
7	ROBERT Anais	Muret	2001	8.7	9.9	9.5	9.5	37.6
8	BONVIN Maeva	Artannes	2000	8.9	10.3	8.9	9.3	37.4
9	VERNAULT Jasmine	Vaureal	2002	8.6	9.5	9.6	9.6	37.3
	KOLKAN Ilyana	Irigny	2001	7.5	10.2	9.7	9.9	37.3
	RABILLOUD Carla	Irigny	2001	8.0	10.2	10.0	9.1	37.3
12	HARDION Savannah	Bléré	2002	8.0	9.5	9.8	9.8	37.1
	DONAZZOLO Laura	Chaponnay	2001	7.8	10.0	9.3	10.0	37.1
14	HEYRAUD Caroline	Mur es Allier	2001	7.6	9.8	10.0	9.6	37.0
15	SCHERMESSER Juliette	Vaureal	1999	8.0	8.9	9.8	9.5	36.2
16	DAMIEN Charlene	Irigny	2001	7.9	8.9	10.1	9.2	36.1
	VALLUCHE Sandra	Mur es Allier	1999	8.5	9.7	9.2	8.7	36.1
18	HUILLIN Fanny	Vaureal	2001	7.9	9.3	9.5	9.3	36.0
	LEHERISSEY Maylis	Irigny	2001	8.3	9.2	9.2	9.3	36.0
20	BUSSY Juliette	Bléré	2001	8.0	9.1	9.0	9.6	35.7
21	BAUDON Pauline	Artannes	2001	7.0	9.8	8.7	10.0	35.5
	CHATARD FEDOUL Solea	Muret	1999	8.2	9.3	9.3	8.7	35.5
23	DORMEGNIES Marion	Muret	2000	8.1	8.8	8.4	9.8	35.1
	AZNAR Laurie	Chaponnay	2001	8.3	9.7	8.6	8.5	35.1
25	JANEL Amélie	Mur es Allier	2001	7.9	9.8	8.7	8.6	35.0
26	BELONDRADE Julie	Vaureal	2002	8.1	9.6	9.2	8.0	34.9
27	SAMZUM Jayliss	Vaureal	2002	8.0	9.6	9.0	8.0	34.6
28	MABILEAU Eline	Bléré	2000	7.1	9.5	9.4	8.4	34.4
29	SERRE Sophie	Mur es Allier	1999	8.4	9.2	9.0	7.7	34.3
30	HOURIOUX Jeanne	Artannes	1998	8.2	9.0	7.3	9.7	34.2
	MARA Juliette	Muret	2000	7.6	8.7	9.3	8.6	34.2
32	MALOT Chloé	Bléré	2001	8.0	8.6	9.0	8.5	34.1
33	COLOME Charlotte	Muret	2002	7.6	8.2	9.3	8.6	33.7





34	MARTIN Marie	Chaponnay	1999	7.1	9.6	9.2	7.6	33.5
35	VILLETTE Soline	Conflans	2000	6.5	8.8	9.2	8.9	33.4
36	DELECROIX Julia	Chaponnay	2000	7.8	7.0	9.2	9.2	33.2
37	ANGIBAULT Johanna	Artannes	1999	8.0	8.2	7.8	9.0	33.0
38	ABEL Lena	Muret	1999	8.0	8.6	8.7	7.5	32.8
39	DABILLY Eleonore	Conflans	2000	7.1	9.6	7.6	8.3	32.6
40	GERBER Claire	Irigny	2000	7.7	7.1	9.2	8.3	32.3
	CHOUEN Camille	Bléré	2002	7.4	8.0	8.6	8.3	32.3
42	BERTAUT Audrey	Bléré	2002	7.5	8.2	8.5	8.0	32.2
43	IACOVELLA Perrine	Chaponnay	2002	6.7	9.0	7.7	8.4	31.8
44	LUKIC Sarah	Vaureal	2000	7.9	5.3	9.0	9.3	31.5
45	MENEAU Mathilde	Artannes	2000	8.1	8.5	8.2	0.0	24.8
46	DOS SANTOS SILVA Cassandre	Conflans	2000	0.0	0.0	0.0	0.0	0.0
	MARADAN Léa	Mur es Allier	2001	0.0	0.0	0.0	0.0	0.0

7. FEMININ NIVEAU6 14-18 ans . SA_DA (B) (individuels)

7.1. Résultats par équipes

	Equipe	Club					Total
1	Menucourt	95--Gym menucourtoise	34.7	38.2	38.6	38.4	149.9
2	Trets	13--Gymnastique sportive tretsoise	32.6	39.2	37.6	38.3	147.7
3	Voisins	78--Voisins	32.7	37.4	38.9	38.6	147.6
4	Arras	62--Arras	32.6	37.5	36.3	38.2	144.6
5	St Chéron	91--Elan gym st cheron	31.8	36.4	36.5	38.7	143.4
6	Chaponnay	69--Chaponnay gym	31.1	38.4	35.9	36.8	142.2
7	Irigny	69--Amicale laique irigny	31.0	36.9	37.7	35.8	141.4
8	Maure de bretagne	35--L'étoile mauritanienne	29.9	35.6	36.1	34.5	136.1
9	Argentat	19--ARGENTAT GYM	29.2	32.5	37.4	34.5	133.6


7.2. Résultats individuels

	Gymnaste	Equipe	Annee					Total
1	BOCAGE Norina	Menucourt	2000	8.5	9.8	10.0	9.8	38.1
2	LEGRAND Amandine	Voisins	2000	8.2	9.6	10.2	9.8	37.8
	CAMBAY Ophelie	Trets	2001	8.4	10.0	9.6	9.8	37.8
4	DENIS Laura	Menucourt	2001	9.0	9.2	9.6	9.5	37.3
5	PAQUIS Elise	Voisins	2001	8.0	9.5	9.9	9.7	37.1
6	NITHART Juliette	Menucourt	2000	8.2	9.7	9.6	9.5	37.0
7	GORNY Clea	Arras	1999	8.6	9.5	8.8	9.7	36.6
	ZAPPA Margaux	Irigny	2002	8.4	9.0	10.0	9.2	36.6
9	JAUME Prescillia	Menucourt	2001	8.1	9.5	9.3	9.6	36.5
10	EBONGUE MAKOLLE Lauryn	St Chéron	2001	7.4	9.7	9.8	9.5	36.4
	CHAPELLE Mathilde	Trets	2002	8.0	8.6	10.1	9.7	36.4
12	DUGARDIN Gaelle	Arras	2001	8.4	9.4	9.0	9.4	36.2
13	GAUTHIER Emma	Trets	2000	8.0	9.9	9.0	9.2	36.1
14	DOSSEH Marie	St Chéron	2000	8.8	8.8	8.4	10.0	36.0
15	SIMON Stessy	Arras	2001	7.7	9.0	9.2	10.0	35.9
	KHAIR Eloise	Chaponnay	2000	8.3	9.5	8.6	9.5	35.9
17	ROPERT Camille	Maure de bretagne	2001	7.9	9.7	9.6	8.6	35.8
	MARLIER Carla	Chaponnay	2002	7.2	10.0	9.4	9.2	35.8
19	TOMASSO Cléa	Chaponnay	2002	7.4	9.6	9.2	9.4	35.6
20	COUILLARD Pauline	Voisins	2000	8.6	8.0	9.5	9.4	35.5
21	DABIN Ilona	Voisins	2001	6.9	9.5	9.3	9.5	35.2
	ANTONI Victoire	Irigny	2002	7.5	9.4	9.0	9.3	35.2
23	LEVEDER Ema	Menucourt	2000	8.8	7.7	9.4	9.2	35.1
24	PALMIGIANI Marie	Irigny	2002	7.8	9.2	9.0	9.0	35.0
25	CRESPO Juliette	Trets	2000	7.6	9.5	8.7	9.1	34.9
	GINET Lola	Trets	2002	8.2	9.8	8.9	8.0	34.9
	SCOTTI Ludyvine	Trets	2002	7.6	9.0	8.7	9.6	34.9
28	LEPELLETIER Emma	Argentat	2002	7.9	9.2	9.4	8.2	34.7
29	DECOBERT Elisa	Arras	2001	7.1	9.6	9.0	8.9	34.6
30	PASSOS Valentine	St Chéron	2002	8.0	8.7	8.9	8.9	34.5
	BRUNET Mahaut	Arras	2001	7.9	8.4	9.1	9.1	34.5
32	GARRIGA Juliette	Irigny	2000	7.3	9.3	9.7	7.8	34.1





	ROUSSEL Julie	Maure de bretagne	2001	7.6	8.7	9.2	8.6	34.1
34	BEDEL Flore	St Chéron	2002	7.2	8.3	9.1	9.3	33.9
	BOCAGE Maiwen	Menucourt	2002	8.4	7.6	8.6	9.3	33.9
	TRIFUNOVIC Ivana	Chaponnay	2001	7.6	9.1	8.5	8.7	33.9
37	EYMA Charlotte	Argentat	1998	7.4	8.9	9.6	7.7	33.6
	GUERIN Morgane	Chaponnay	2002	7.8	9.3	8.7	7.8	33.6
39	BOIXIERE Lucile	St Chéron	2001	6.7	8.3	8.7	9.7	33.4
40	SIMOES Prudence	St Chéron	2001	7.6	9.2	6.1	9.5	32.4
41	BOADMAN Sophie	Voisins	2000	7.9	8.8	5.9	9.6	32.2
42	LE GOUGAUD Sterenn	Maure de bretagne	2000	7.0	9.0	7.8	8.2	32.0
43	LE BRANCHU Romane	Maure de bretagne	2002	7.1	8.2	7.6	9.0	31.9
44	GIRE Laura	Argentat	2001	6.7	6.9	9.3	8.7	31.6
	BLÉJEAN Ilya	Maure de bretagne	1999	7.3	6.5	9.5	8.3	31.6
46	BARBAZANGES Lisa	Argentat	2001	7.2	7.5	7.8	8.8	31.3
47	BORIE Nadège	Argentat	2000	6.2	6.6	9.1	8.8	30.7
48	BORIE Laëtitia	Argentat	2000	6.4	6.2	8.7	7.7	29.0
49	ALONZO Ambre	Irigny	2001	0.0	5.9	9.0	8.3	23.2
50	DUMET Laurie	Voisins	2000	0.0	0.0	0.0	0.0	0.0
	ISART Mylene	Arras	2001	0.0	0.0	0.0	0.0	0.0
	BRUNOIS Lou ann	Irigny	2000	0.0	0.0	0.0	0.0	0.0
	THEDREZ Marie	Maure de bretagne	2000	0.0	0.0	0.0	0.0	0.0

8. FEMININ NIVEAU5 14-18 ans . SA_DA (individuels)

8.1. Résultats par équipes

	Equipe	Club					Total
1	St Rambert d Albon	26--ASCR Gym	35.3	40.4	40.7	39.8	156.2
2	Salbris	41--AS Salbris Gym	33.2	38.8	40.3	39.8	152.1
3	Plessis paté	91--EGPP	31.4	39.9	40.0	40.1	151.4
4	Pont du chateau	63--La jeune gaule	31.8	40.5	39.3	38.9	150.5
5	Trets	13--Gymnastique sportive tretsoise	32.5	40.8	38.2	38.5	150.0
6	Perpignan	66--Uscm	32.4	40.9	37.5	38.8	149.6
7	Lambersart 1	59--SMG Lambersart	30.7	40.3	39.0	39.5	149.5
8	Cabestany	66--Coc gymnastique	32.4	39.1	39.3	37.8	148.6
9	Les Clayes	78--Uscmclayes sous bois gymnastique artistique	31.9	38.1	38.7	39.1	147.8





8.2. Résultats individuels

	Gymnaste	Equipe	Annee					Total
1	MARTOS Lorrie	St Rambert d Albon	1999	9.5	10.1	10.6	9.8	40.0
2	REYNAUD Ambre	St Rambert d Albon	2001	8.6	10.2	10.3	9.9	39.0
3	GOETINCK Sarah	St Rambert d Albon	1998	8.6	10.5	9.7	9.8	38.6
4	DA COSTA Mélanie	Salbris	1999	8.2	10.3	10.0	9.9	38.4
5	BAPTISTA Sophie	Pont du chateau	2001	8.1	10.6	9.8	9.7	38.2
6	RAIMBAUD Pauline	Lambersart 1	1998	7.8	10.5	9.8	10.0	38.1
	GAVILLOT Sarah	St Rambert d Albon	2002	8.6	9.5	9.9	10.1	38.1
8	TARDIF Tifaine	Plessis paté	2002	7.7	10.2	10.1	9.6	37.6
9	YONNET Lea	Lambersart 1	2001	7.4	10.6	9.2	10.3	37.5
	ORIOU Lisa	Trets	2001	7.9	10.3	10.1	9.2	37.5
11	SAADI Assia	Plessis paté	2002	7.2	9.9	9.9	10.4	37.4
	NEVEU Julia	Les Clayes	1999	7.4	10.1	10.0	9.9	37.4
13	DARBON Marine	Perpignan	2002	8.6	10.3	8.9	9.5	37.3
	BONNET Amélie	Salbris	2000	8.2	9.3	10.2	9.6	37.3
15	TERREIL Manon	Plessis paté	2001	7.8	10.4	9.1	9.9	37.2
	MOYEMONT Flavie	Perpignan	2001	8.1	10.1	9.7	9.3	37.2
	MAUBLANC Leelou	Pont du chateau	2001	7.9	9.6	9.9	9.8	37.2
18	GREMEZ Claire	Lambersart 1	2000	7.6	9.9	9.8	9.8	37.1
	LECOURT Emilie	Trets	2001	8.2	9.6	9.5	9.8	37.1
	PENEAU Coraline	Cabestany	1998	8.8	9.8	8.8	9.7	37.1
	HADJ Tiziri	Pont du chateau	2002	7.6	10.3	9.5	9.7	37.1
22	COLLINET Marine	Plessis paté	2000	7.7	9.3	9.8	10.1	36.9
	LECHEVALIER Evenly	Trets	2000	8.1	10.5	8.4	9.9	36.9
24	BERNASCONI Chloé	Plessis paté	2001	7.6	9.4	10.1	9.7	36.8
	FONTAS Vanessa	Perpignan	2002	8.0	9.9	9.5	9.4	36.8
	NOLLEVALLE Lauren	Cabestany	2001	8.2	10.5	9.3	8.8	36.8
	HEYRAUD Mathilde	Pont du chateau	2001	7.9	9.1	10.1	9.7	36.8
28	HUMERY Amélie	Les Clayes	2002	7.8	9.9	9.7	9.1	36.5
	CHAUVEAU Marie-valentine	Salbris	2000	8.1	10.0	8.8	9.6	36.5
30	HERINGUEZ Chloé	Cabestany	1999	7.4	8.8	10.2	9.9	36.3
	EBERLE Emeline	Salbris	1999	7.3	9.2	9.9	9.9	36.3
32	SEGUINO Manon	Perpignan	1998	7.5	10.2	8.9	9.5	36.1





33	SAUNIER Kassandra	St Rambert d Albon	1999	6.9	9.2	9.9	10.0	36.0
	NEVEJANS Salomé	Cabestany	2000	7.4	10.0	9.7	8.9	36.0
35	BAILLY Lola	Lambersart 1	2000	7.6	9.3	9.8	9.2	35.9
	FEKARI Rachel	Pont du chateau	2002	7.9	9.4	9.0	9.6	35.9
	GENNIGES GAUTHIER Cleo	Pont du chateau	2001	7.6	10.0	9.4	8.9	35.9
38	CANTALAPIEDRA Célia	Les Clayes	2000	8.6	8.2	9.1	9.9	35.8
39	SERRA Oxana	Perpignan	2001	7.6	8.3	9.4	10.4	35.7
	SOLA Maëlle	Salbris	2000	8.7	7.3	9.6	10.1	35.7
41	RETROU Léa	Plessis paté	2001	8.2	9.0	9.9	8.5	35.6
42	LEPAGE Eloïse	Salbris	2000	7.2	8.2	10.2	9.9	35.5
43	LECOMTE Meloe	Trets	2000	7.8	10.4	9.5	7.7	35.4
44	BOISSONNADE Camille	Cabestany	2000	8.0	8.0	10.0	9.3	35.3
45	DELATTRE Marie	Lambersart 1	2001	7.5	9.2	9.6	8.9	35.2
46	HENNION Amelie	Lambersart 1	2002	7.7	9.0	9.0	9.4	35.1
47	TONON Romane	Perpignan	1999	7.7	10.3	8.6	8.4	35.0
48	JARRIER STETTIN Mylène	Les Clayes	2000	7.7	8.7	8.8	9.7	34.9
49	BERNARDINO Chloé	Les Clayes	2000	7.8	9.4	8.4	9.1	34.7
50	BONNETON Melissa	St Rambert d Albon	2000	7.3	9.6	9.2	8.1	34.2
51	CAILLE Laurine	Les Clayes	2000	7.1	7.1	9.9	9.6	33.7
52	BARTOLINI Alizee	Trets	2002	8.0	8.6	7.9	8.8	33.3
53	CARRICO Alexia	Cabestany	1998	7.3	7.1	9.4	8.9	32.7
54	LIJU Manon	Trets	2000	8.2	5.2	9.1	9.6	32.1

9. FEMININ NIVEAU4 14-18 ans . SA_DA (B) (individuels)

9.1. Résultats par équipes





	Equipe	Club					Total
1	Montereau	77--Cs montereau	26.5	33.9	33.3	32.6	126.3
2	Ecuelles	77--Adsce gym	26.1	32.6	32.0	30.2	120.9
3	Renaison	42--Amicale laique sportive renaison	27.0	29.8	31.6	31.7	120.1
4	Vendome	41--US VENDOME	26.0	30.4	32.1	31.5	120.0
5	Muret	31--Le Ralliement	24.7	30.2	32.3	30.1	117.3
6	Bléré	37--Session Gymnastique Artistique Bléré Val de Cher	25.0	26.3	32.1	30.3	113.7

9.2. Résultats individuels

	Gymnaste	Equipe	Annee					Total
1	ROSSIN Juliette	Montereau	2002	9.0	11.5	11.4	11.0	42.9
2	RIVIERE Marianne	Montereau	1999	8.7	11.1	10.8	11.1	41.7
3	SCATTOLINI Thea	Montereau	2000	8.8	11.3	10.7	10.5	41.3
4	SONNEFRAUD Chloe	Ecuelles	2002	9.0	11.5	10.6	10.1	41.2
	GUICHARD Lola	Vendome	2001	8.6	11.1	11.0	10.5	41.2
6	MENBRIVES Melanie	Montereau	2001	8.5	10.8	11.1	10.5	40.9
7	LUBINEAU Laurine	Vendome	1998	9.1	10.5	10.5	10.7	40.8
8	BOZEC Sarah	Ecuelles	1998	8.9	10.2	10.4	10.8	40.3
9	FAUS Emma	Montereau	2000	8.4	10.8	10.8	9.8	39.8
10	LAPALUS Solène	Renaison	2001	9.3	9.0	10.4	10.9	39.6
11	LALEU Angélique	Renaison	2001	8.6	10.5	10.2	10.2	39.5
12	BRUEL Léonie	Renaison	1998	8.5	10.0	10.8	10.1	39.4
13	LEMAITRE Camille	Bléré	2000	8.7	9.0	10.9	10.2	38.8
14	DEFEUILLET Emma	Muret	2001	8.1	10.4	10.4	9.7	38.6
15	GAUDY Manon	Ecuelles	2001	7.8	10.6	10.4	9.3	38.1
16	LAFARGUE Adèle	Bléré	1999	8.2	9.3	10.7	9.8	38.0
17	BELINGUIER Laura	Muret	2001	8.1	8.9	11.0	9.7	37.7
	LEGRET Julie	Vendome	2002	8.2	8.8	10.4	10.3	37.7
19	VIDAL Salome	Muret	1998	8.0	9.5	9.9	10.0	37.4
20	JACQUET Ambre	Renaison	2000	8.3	9.3	10.4	9.2	37.2
21	BRACQ Tiffany	Muret	2001	8.0	10.3	9.7	8.8	36.8
22	REJONY Ilona	Renaison	2001	9.1	8.4	8.6	10.6	36.7
23	DECLERCK Alice	Vendome	2001	8.3	8.3	10.6	9.1	36.3
24	PALAMON Karlyne	Bléré	2000	8.1	8.0	10.2	9.9	36.2
25	LARROUDE Margot	Muret	2001	8.5	6.3	10.9	10.4	36.1
26	FOREST Marie	Bléré	2002	6.9	7.8	10.5	9.9	35.1
27	MAAZA ELFAHIMI Shaina	Ecuelles	2002	8.2	6.6	11.0	9.0	34.8
28	PEROU Ylona	Ecuelles	2000	0.0	10.5	10.3	5.3	26.1
29	FOREST Clara	Bléré	2002	8.1	5.7	-1.79	10.2	22.2

10. FEMININ NIVEAU4 11-15 ans . SA_DA (B) (individuels)

10.1. Résultats par équipes

	Equipe	Club					Total
1	La tour du pin	38--L'alerte gymnastique la tour du pin	25.9	32.8	32.8	32.6	124.1
2	Anse	69--Jeunesse ansoise	26.5	32.3	33.4	31.4	123.6
3	Vaires	77--Us Vaires	25.3	31.9	33.5	32.5	123.2
4	LUC gym	59--Luc gym	27.3	32.0	31.6	32.0	122.9
5	Villeneuve sur Lot 2	47--Cercle gymnique villeneuvois	25.3	31.2	32.4	30.2	119.1
6	La cantalienne	15--La cantalienne	25.1	30.3	31.0	29.8	116.2

10.2. Résultats individuels

	Gymnaste	Equipe	Annee					Total
1	POYET Candice	Anse	2004	9.1	11.5	11.2	10.8	42.6
2	RIVAS Maelle	La tour du pin	2005	8.7	11.0	11.2	11.1	42.0
3	BERGAGNA Ornella	Vaires	2002	8.6	10.6	11.3	11.0	41.5
4	WARGNIER Estelle	LUC gym	2002	9.1	10.3	10.6	10.9	40.9
5	DE PARSCAU Victoire	La tour du pin	2002	8.2	11.1	10.9	10.6	40.8
6	DOLLOIS Gaelle	Vaires	2002	7.7	10.8	11.2	10.8	40.5
7	DECROIX Cléo	LUC gym	2004	9.7	10.0	9.7	10.7	40.1
	STIVAL Lucie	La tour du pin	2004	8.7	10.5	10.0	10.9	40.1
9	CHATELIER Amandine	Vaires	2003	8.3	10.5	11.0	10.1	39.9
	CHEVALIER Manon	Anse	2003	8.7	10.9	10.4	9.9	39.9
	LEPERCK Lucie	LUC gym	2003	8.3	11.1	10.9	9.6	39.9
	DE SOUSA Rebecca	Villeneuve sur Lot 2	2003	8.9	11.4	10.3	9.3	39.9
13	BERERD Ludivine	Anse	2003	8.7	9.0	11.2	10.7	39.6
14	MOREAU Julia	La cantalienne	2002	8.6	10.7	10.0	10.2	39.5
15	AVRIL Orane	Villeneuve sur Lot 2	2003	8.2	10.5	10.6	9.7	39.0
	BENECH Léna	La cantalienne	2002	7.6	10.0	10.7	10.7	39.0
17	RIVAS Héloïse	La tour du pin	2003	7.8	10.7	10.7	9.6	38.8
18	KOHLER Enola	La tour du pin	2003	8.5	9.2	10.5	10.3	38.5
19	CARRIE Nina	Villeneuve sur Lot 2	2003	8.2	9.3	10.3	10.5	38.3
20	BOISSEAU Anaëlle	Vaires	2003	8.4	9.0	10.0	10.7	38.1
21	BERGAUD Lola	La cantalienne	2003	8.9	9.6	10.3	8.9	37.7
22	WAGNIER Thaïs	LUC gym	2005	8.5	10.6	7.8	10.4	37.3
23	HOUSSIN Eugénie	LUC gym	2003	7.6	10.2	10.1	9.0	36.9
24	RISSE Elsa	Villeneuve sur Lot 2	2003	7.7	8.0	10.5	10.0	36.2
25	PITOIS Manon	Anse	2002	7.9	6.8	9.3	9.5	33.5
26	MATRAY Camille	Anse	2003	0.0	9.9	11.0	8.6	29.5
27	BUGAT Valentine	Villeneuve sur Lot 2	2003	0.0	8.7	11.3	0.0	20.0
28	SOUCHU Eva	Vaires	2004	0.0	0.0	0.0	0.0	0.0