





Résultats de la compétition
Départementaux
Arpajon
27 et 28 janvier 2018

1. FEMININ NIVEAU4 11 + . SA_DA (individuels)

1.1. Résultats par équipes







	Equipe	Club					Total
1	Arpajon	91--Esr arpajon	32.5	36.7	35.5	37.8	142.5
2	Draveil	91--A'tous gym Draveil	33.6	35.8	34.5	37.0	140.9
3	Orsay	91--Caorsay	31.1	35.8	35.5	35.5	137.9
4	St Chéron	91--Elan gym st cheron	29.8	34.9	32.1	36.8	133.6

1.2. Résultats individuels







	Gymnaste	Equipe	Annee					Total
1	DEVILLE FOILLARD STEPHANIE	St Chéron	1979	11.0	12.8	12.4	12.5	48.7
2	DELPY CYNTHIA	Arpajon	1984	10.4	13.0	11.8	12.7	47.9
3	CARBALLO LUCIE	Draveil	2001	11.2	12.1	11.5	12.8	47.6
4	PAYSAN INES	Orsay	2001	10.3	12.9	12.1	12.2	47.5
5	CAROL ESTHER	Arpajon	1998	11.1	11.8	12.0	12.5	47.4
6	HASCOET EMILIE	Draveil	2003	11.5	12.0	11.6	12.1	47.2
7	ROLLAND MANON	Orsay	2001	10.4	12.5	11.4	11.9	46.2
8	HARDIAGON CHLOE	Arpajon	1997	10.6	10.9	11.7	12.3	45.5
9	HARDIAGON MARIE	Arpajon	1997	10.8	11.2	10.8	12.6	45.4
10	MICOUREAU MAYLINE	Arpajon	2000	10.5	11.9	10.5	12.1	45.0
	FOUCHE EMILIE *	Orsay 1 (indiv) (indiv)	1999	10.3	11.3	11.1	12.3	45.0
12	CONSTANTIN ANAIS	St Chéron	1997	8.7	12.3	11.3	12.4	44.7
13	NADREAU LEA	Draveil	2000	10.9	10.0	11.4	12.1	44.4
14	HERBERT CHARLOTTE	Orsay	2003	10.3	10.0	12.0	11.4	43.7
15	VERDEILLE INES	Draveil	2001	10.4	11.2	10.2	11.6	43.4
16	EURIN ELISE	Orsay	2002	10.4	10.4	11.1	11.3	43.2
17	PITREL NOEMIE	Draveil	2001	9.7	11.7	8.0	10.8	40.2
	SCHMIT MARION	St Chéron	1997	10.1	9.8	8.4	11.9	40.2
19	JOLY JUHENTON SOPHIE	Orsay	1989	9.2	3.7	10.5	10.7	34.1

2. MASCULIN NIVEAU4 8-14 ans . SA_DA (individuels)

2.1. Résultats par équipes







	Equipe	Club							Total
1	Marcoussis	91--Asm	35.0	29.1	30.0	31.3	33.2	0.0	158.6
2	Draveil	91--A'tous gym Draveil	30.1	22.0	27.0	29.2	26.2	0.0	134.5

2.2. Résultats individuels







	Gymnaste	Equipe	Anne e							Total
1	LABOURET LUCAS	Marcoussis	2003	12.4	10.8	11.2	10.5	11.1	0.0	56.0
	RAIZON TEO	Draveil	2004	12.0	11.2	11.2	10.8	10.8	0.0	56.0
3	BARRE ROMAIN	Marcoussis	2007	12.6	9.7	10.3	9.9	10.3	0.0	52.8
4	PETIT MAXANT	Marcoussis	2004	10.0	8.6	8.5	10.9	11.8	0.0	49.8
5	LAMPE STEEVE	Draveil	2005	10.4	7.7	8.3	9.3	8.5	0.0	44.2
6	DUVALLET ADRIEN	Draveil	2004	7.7	3.1	7.2	9.0	6.9	0.0	33.9
7	DEBERNE MAXIMILIEN	Draveil	2004	2.9	2.7	7.5	9.1	0.0	0.0	22.2

3. MASCULIN NIVEAU6 7-10 ans . SA_DA (individuels)

3.1. Résultats par équipes





	Equipe	Club							Total
1	Orsay	91--Caorsay	41.1	35.7	42.3	31.1	39.7	0.0	189.9
2	Brunoy	91--Brunoy pyramide	32.9	34.4	42.1	35.2	39.6	0.0	184.2
3	Arpajon	91--Esr arpajon	37.4	32.1	36.8	34.9	38.4	0.0	179.6
4	Marcoussis	91--Asm	28.4	29.6	35.2	31.5	33.6	0.0	158.3
5	Draveil	91--A'tous gym Draveil	20.9	20.7	2.6	20.9	31.1	0.0	96.2

3.2. Résultats individuels





	Gymnaste	Equipe	Anne e							Total
1	OMNES ALEXIS	Marcoussis	2009	10.4	8.4	10.8	8.7	10.0	0.0	48.3
2	PAULAT SALLES TIMOTHE	Brunoy	2007	8.2	9.4	10.5	9.2	10.3	0.0	47.6
3	PELLEING CAMILLE	Orsay	2007	10.3	9.3	10.3	7.3	10.0	0.0	47.2
4	VUYLSTEKER NOAH	Orsay	2009	10.2	9.1	10.2	7.5	9.8	0.0	46.8
5	BOQUE TOMAS	Brunoy	2007	8.1	9.1	10.5	8.9	9.8	0.0	46.4
6	GUINET JULIEN	Orsay	2009	10.0	8.3	10.6	7.1	10.1	0.0	46.1
7	PELLETIER TITOUAN	Orsay	2010	9.8	8.7	10.7	7.0	9.8	0.0	46.0
8	LORIETTE ANGE	Orsay	2007	10.6	6.6	10.7	8.7	9.1	0.0	45.7
9	BOUZOMMITA BECHIR	Arpajon	2008	8.1	8.2	10.5	8.7	9.5	0.0	45.0
10	BAUDUIN LEBON ROHANN	Arpajon	2009	10.5	7.9	7.7	9.0	9.7	0.0	44.8
	GARCON TIBLE MATHEO	Brunoy	2007	8.6	7.6	10.5	8.3	9.8	0.0	44.8
12	LANCEZEUX NOA	Brunoy	2008	8.0	8.0	9.8	8.8	9.7	0.0	44.3
13	ROS ETIENVRE AURELIEN	Orsay	2009	9.0	8.6	9.6	7.6	9.4	0.0	44.2
14	PERROT DARIAN	Brunoy	2008	7.9	7.9	10.6	7.9	9.6	0.0	43.9
15	KHEFIF SOFIANE	Arpajon	2008	8.0	8.0	9.1	8.6	10.1	0.0	43.8
16	VAYSSE ILAN	Arpajon	2009	6.8	8.0	9.0	8.6	9.1	0.0	41.5
17	DE CARVALHO LUKA	Arpajon	2008	10.8	4.6	8.2	8.4	8.8	0.0	40.8
18	NOEL LOUIS	Brunoy	2008	8.0	6.6	10.3	6.8	9.0	0.0	40.7
19	BAHE CHAD	Marcoussis	2007	6.0	8.2	8.8	7.0	8.9	0.0	38.9
	GLAVIER LILIAN	Marcoussis	2008	6.2	8.0	7.3	8.0	9.4	0.0	38.9
21	BOURCHET LOUIS	Draveil	2009	9.1	6.3	2.6	7.4	9.1	0.0	34.5
22	PAUL RAPHAEL	Marcoussis	2008	5.8	5.0	8.3	7.6	5.3	0.0	32.0
23	BUTNARU ADZIANO	Marcoussis	2008	5.5	4.0	7.0	7.2	3.4	0.0	27.1
24	RYKALA MATEO	Draveil	2010	3.8	4.9	0.0	6.9	4.9	0.0	20.5
25	MAINOT FLORIAN	Draveil	2009	2.1	5.8	0.0	0.0	6.9	0.0	14.8
26	BOUABIDA ELYES	Draveil	2010	4.4	3.4	0.0	0.0	6.2	0.0	14.0
27	FOURRIER QUENTIN	Draveil	2009	1.1	3.7	0.0	0.0	8.9	0.0	13.7
	NORBERT TONY	Draveil	2009	3.6	2.3	0.0	6.6	1.2	0.0	13.7
29	CULLIN MAEL	Marcoussis	2008	0.0	0.0	0.0	0.0	0.0	0.0	0.0

4. FEMININ NIVEAU5 11 + . SA_DA (individuels)

4.1. Résultats par équipes

	Equipe	Club					Total
1	Chilly Morangis	91--Cgmc	43.7	45.0	41.3	45.8	175.8
2	Plessis paté	91--EGPP	41.9	43.1	43.9	45.9	174.8
3	Limours	91--Limours	42.1	44.6	42.2	44.2	173.1
4	Morsang sur orge	91--Morsang sur Orge	41.0	41.9	42.8	43.7	169.4
5	Athis Mons	91--Uso Athis Mons	40.8	41.1	40.4	45.3	167.6
6	Marcoussis	91--Asm	41.6	40.3	39.8	45.8	167.5
7	Vigneux sur seine	91--Espérance de Vigneux	42.7	40.2	41.1	43.0	167.0





4.2. Résultats individuels

	Gymnaste	Equipe	Annee					Total
1	TRAN MAI LY	Plessis paté	1993	11.3	11.6	10.7	11.6	45.2
2	BINTZ MAY LINE	Plessis paté	2005	10.4	11.5	10.9	11.6	44.4
3	FOLCO SANDRA	Morsang sur orge	1998	10.5	11.2	10.8	11.4	43.9
4	PIRES MAEVA	Vigneux sur seine	1998	10.6	11.4	10.2	11.6	43.8
	CHERON AUDESSA *	Limours 1 (indiv) (indiv)	1996	10.5	11.6	10.2	11.5	43.8
6	PARENT JULIE *	Limours 1 (indiv) (indiv)	1998	11.0	10.4	11.0	11.3	43.7
7	LEVY AUDREY	Chilly Morangis	1999	10.3	10.9	10.7	11.5	43.4
8	VOISIN MELANIE	Marcoussis	1991	11.0	11.1	9.4	11.6	43.1
	CLARTE ANGELE	Athis Mons	2006	11.0	10.6	10.1	11.4	43.1
	ROBERT CAPUCINE	Limours	2006	10.2	11.0	11.0	10.9	43.1
11	CANCES ALICE	Chilly Morangis	2004	11.1	11.3	9.5	11.1	43.0
	HUBERT MYA	Vigneux sur seine	2002	11.0	10.3	10.6	11.1	43.0
	PINON CHLOE	Limours	2002	10.2	10.8	10.9	11.1	43.0
14	NAUDE LUNA	Chilly Morangis	1998	10.5	10.9	10.1	11.4	42.9
	ROSSIGNOL CASSANDRA	Limours	2001	10.8	11.3	10.1	10.7	42.9
16	DOS SANTOS ROXANE	Plessis paté	1991	10.4	11.0	10.1	11.3	42.8
	PIRES LEA	Marcoussis	2001	9.9	10.9	10.5	11.5	42.8
18	BOURGEOIS BLANDINE	Morsang sur orge	1999	10.8	10.2	10.8	10.9	42.7
	TORIBIO LAURINE	Limours	2004	10.4	10.6	10.2	11.5	42.7
20	LORMELE MARINE	Chilly Morangis	2004	11.1	11.0	9.9	10.6	42.6
21	BANCE MATHILDE	Athis Mons	2001	10.1	10.0	10.2	11.4	41.7
22	MENSEAU MORGANE	Limours	2001	10.5	11.5	10.1	9.5	41.6
23	LIX MARIE	Marcoussis	2004	10.1	9.7	10.5	11.1	41.4
	LANGLET MEGAN	Athis Mons	1998	10.2	9.9	10.3	11.0	41.4
25	BRIDIER ALICE	Morsang sur orge	2001	10.0	10.4	9.8	11.0	41.2
26	CROIZER CLARISSE	Vigneux sur seine	2001	10.4	8.4	10.6	11.5	40.9
27	ROUSSEAU TIPHANIE	Plessis paté	2000	9.8	8.0	11.1	10.9	39.8
28	FLOHIC MAELA	Limours	2001	10.4	10.2	9.8	9.3	39.7
29	TIGIER CLAIRE	Marcoussis	2004	10.3	8.6	9.4	11.3	39.6
30	BANCE CAMILLE	Athis Mons	1997	9.1	10.6	8.1	11.5	39.3
31	COMPARIN FAUTRA THIYA	Athis Mons	2002	9.5	9.0	9.8	10.8	39.1
32	BONHOURE PAULINE	Marcoussis	2004	10.2	8.3	9.1	11.4	39.0
33	GUICHAOUA TIFENN	Vigneux sur seine	2001	10.7	10.1	8.8	8.6	38.2
34	MERCIER SEVERINE	Morsang sur orge	1998	9.5	10.1	8.5	9.8	37.9





35	JOUVELOT ANAIS	Morsang sur orge	2001	9.7	6.3	11.4	10.4	37.8
36	SOLLACARO LUCIE	Chilly Morangis	1998	11.0	11.8	0.0	11.8	34.6
37	BOUDOUR MERYAM	Vigneux sur seine	2003	8.9	6.3	9.7	8.8	33.7
38	DO RIO EVA	Plessis paté	1999	0.0	9.0	10.9	11.4	31.3
39	MERMET JESSICA	Plessis paté	2003	0.0	7.4	11.0	0.0	18.4
40	PARIGOT INGRID	Chilly Morangis	2001	0.0	0.0	10.6	0.0	10.6
41	NOEL ERINE	Athis Mons	2005	0.0	0.0	0.0	0.0	0.0
	MONTEIRO FANTINE	Morsang sur orge	2001	0.0	0.0	0.0	0.0	0.0

5. FEMININ NIVEAU6 11-15 ans . SA_DA (individuels)

5.1. Résultats par équipes

	Equipe	Club					Total
1	Bievres	91--Mjc Bièvres	40.8	45.3	43.5	45.5	175.1
2	Yerres	91--Gym club yerrois	40.5	42.3	40.1	43.1	166.0
3	Brunoy	91--Brunoy pyramide	40.7	42.1	38.8	42.7	164.3
4	Morsang sur orge	91--Morsang sur Orge	39.0	38.9	41.6	44.1	163.6
5	Chilly Morangis	91--Cgmc	38.5	42.5	39.0	42.8	162.8
6	ST PIERRE DU PERRAY	ST PIERRE DU PERRAY	38.0	34.4	37.7	41.4	151.5
7	Athis Mons	91--Uso Athis Mons	9.5	7.8	7.8	9.0	34.1





5.2. Résultats individuels

	Gymnaste	Equipe	Annee					Total
1	TIBI CAMILLE	Bievres	2005	10.8	11.4	10.9	11.4	44.5
2	GILBERT CLARA	Chilly Morangis	2004	9.6	11.3	11.2	11.4	43.5
3	SIMONIN LILOU	Morsang sur orge	2003	10.2	10.2	11.2	11.4	43.0
4	BROGNIART LILI	Bievres	2005	9.8	11.3	10.6	11.2	42.9
	DELCLOQUE SOLENN	Yerres	2005	10.7	10.7	10.6	10.9	42.9
6	AOUSTIN MELISSA	Bievres	2006	10.0	11.3	9.9	11.4	42.6
	OPPICI CLEA	Brunoy	2004	10.2	11.6	9.9	10.9	42.6
8	LOPES MORGANE	Chilly Morangis	2004	9.8	10.9	10.5	11.0	42.2
9	CHERVIN ANNE LAURE	Bievres	2003	9.8	11.3	10.8	10.1	42.0
10	MAISONNEUVE MATHILDE	Bievres	2005	10.2	8.9	11.2	11.5	41.8
11	MALONGA INES EXAUCEE	Brunoy	2003	10.6	11.4	9.0	10.6	41.6
12	DUPUIS JULIETTE	Morsang sur orge	2004	9.6	10.4	10.6	10.9	41.5
13	HAMEL LANA	Yerres	2005	10.0	10.6	10.0	10.8	41.4
14	BERCHEL TAINA	Brunoy	2005	10.0	11.2	9.2	10.5	40.9
15	REYNAUD CAMILLE	Yerres	2002	9.9	10.6	9.2	11.1	40.8
16	BAILLY APPOLINE	ST PIERRE DU PERRAY	2004	9.4	9.3	10.9	10.6	40.2
	CAPARROS MANON *	VILLEMOISSON	2002	10.3	10.0	9.5	10.4	40.2
18	BRUN GIOVANNA	Morsang sur orge	2004	9.7	9.3	9.8	11.3	40.1
19	ESTEVEES EMMA	Brunoy	2004	9.9	7.9	10.7	10.7	39.2
	PIKULA ANNWENN	Yerres	2002	9.8	8.8	10.3	10.3	39.2
21	SURE ROUSSELOT LOLA	Yerres	2004	9.9	10.4	8.7	10.1	39.1
22	COUTO AILEEN	Chilly Morangis	2003	9.4	11.2	8.5	9.7	38.8
23	CARNEIRO INES	Morsang sur orge	2005	9.1	9.0	10.0	10.2	38.3
24	HAMON ESTHER	ST PIERRE DU PERRAY	2003	9.9	8.6	8.6	10.7	37.8
25	LALIOUI CHAHINEZE	Morsang sur orge	2005	9.5	8.4	8.7	10.3	36.9
26	DEJOS MARION	ST PIERRE DU PERRAY	2002	9.0	8.6	9.7	9.2	36.5
27	VERHOESTRAETE MANON	Chilly Morangis	2005	9.7	6.5	8.8	10.7	35.7
28	DE ALMEIDA JOY ANNE	Morsang sur orge	2006	8.9	8.7	7.4	10.5	35.5
29	ROUSSEAU STELINA	ST PIERRE DU PERRAY	2003	9.4	7.9	8.5	9.4	35.2
30	BERGER ALEXIA	ST PIERRE DU PERRAY	2004	9.3	7.5	7.3	10.7	34.8
31	HAMZAOUI MELISSA	Chilly Morangis	2004	9.3	9.1	7.0	9.3	34.7
32	SOARES SILVA TATIANA	Athis Mons	2005	9.5	7.8	7.8	9.0	34.1
33	OULEHRI ITTO	Brunoy	2003	0.0	0.0	0.0	0.0	0.0
	CHAMAULT PAULINE	Athis Mons	2002	0.0	0.0	0.0	0.0	0.0
	MARTINEAU MELIA	Athis Mons	2002	0.0	0.0	0.0	0.0	0.0
	MARTINEAU NAELE	Athis Mons	2005	0.0	0.0	0.0	0.0	0.0





	OLIVEIRA PALOMA	Chilly Morangis	2002	0.0	0.0	0.0	0.0	0.0
	6	ST PIERRE DU PERRY	0	0.0	0.0	0.0	0.0	0.0
	2 *	VILLEMOISSON	0	0.0	0.0	0.0	0.0	0.0
	3 *	VILLEMOISSON	0	0.0	0.0	0.0	0.0	0.0
	4 *	VILLEMOISSON	0	0.0	0.0	0.0	0.0	0.0
	5 *	VILLEMOISSON	0	0.0	0.0	0.0	0.0	0.0
	6 *	VILLEMOISSON	0	0.0	0.0	0.0	0.0	0.0

6. FEMININ NIVEAU5 11-15 ans . SA_DA (individuels)

6.1. Résultats par équipes

	Equipe	Club					Total
1	Ris Orangis	91--Union sportive de ris-orangis	43.4	46.6	43.5	46.0	179.5
2	Orsay 1	91--Caorsay	42.8	45.6	41.2	46.5	176.1
3	Morsang sur orge	91--Morsang sur Orge	42.5	43.5	44.5	45.4	175.9
4	Brunoy	91--Brunoy pyramide	41.6	45.4	43.0	44.9	174.9
5	Yerres	91--Gym club yerrois	43.6	44.5	41.1	44.7	173.9
6	Chilly Morangis	91--Cgmc	42.4	43.0	41.4	45.2	172.0
7	ST PIERRE DU PERRY	ST PIERRE DU PERRY	40.3	41.6	41.8	44.8	168.5
8	Athis Mons	91--Uso Athis Mons	40.6	40.1	42.0	45.4	168.1
9	Orsay 2	91--Caorsay	42.7	40.1	40.1	44.7	167.6
10	Marcoussis	91--Asm	40.1	37.3	41.9	43.7	163.0
11	BREUILLET	BREUILLET	38.5	24.1	27.6	35.6	125.8





6.2. Résultats individuels

	Gymnaste	Equipe	Annee					Total
1	KASIBORSKI SALOME	Orsay 1	2005	11.3	11.7	11.2	11.9	46.1
2	DYMALA MAELYS	Ris Orangis	2003	10.8	12.2	11.2	11.7	45.9
3	BRIGHENTI CHLOE	Ris Orangis	2004	11.0	12.1	10.7	11.4	45.2
	AURIERES ROMY	Morsang sur orge	2006	10.7	11.5	11.6	11.4	45.2
5	MIRONNEAU ZOE	Yerres	2005	11.3	11.4	10.8	11.6	45.1
6	PENCRANE ILONA	Morsang sur orge	2004	10.6	11.6	11.0	11.7	44.9
7	NAULET CANDICE	Ris Orangis	2004	10.8	11.8	10.7	11.3	44.6
8	PAUL LISE	Athis Mons	2003	10.9	10.7	11.0	11.8	44.4
9	BENSALEM RAHILI	ST PIERRE DU PERRY	2005	11.1	11.5	10.5	11.2	44.3
10	BOUCHON MARINE	Brunoy	2004	11.0	11.3	10.3	11.4	44.0
11	ROUILLERE LENA	Athis Mons	2003	11.0	10.6	10.7	11.5	43.8
	NGUYEN LUCIE	Ris Orangis	2005	10.8	10.5	10.9	11.6	43.8
13	RICHARDOT ESTHER	Marcoussis	2004	9.8	11.0	11.0	11.7	43.5
	COTTIN LOIS	Brunoy	2002	10.1	11.6	10.8	11.0	43.5
	MANSOURI SARAH	Brunoy	2003	9.9	11.4	11.1	11.1	43.5
	TOUCHAIS JUSTINE	Orsay 1	2005	10.7	11.6	9.6	11.6	43.5
17	SERGEANT MARGAUX	Brunoy	2003	10.1	11.1	10.8	11.4	43.4
	GIANELLA LILOU	Orsay 1	2004	10.2	10.9	10.8	11.5	43.4
19	SCOLA CAMILLE	Chilly Morangis	2002	10.8	10.4	10.6	11.4	43.2
20	DUMONT MATHILDE	Chilly Morangis	2002	10.5	10.8	10.2	11.3	42.8
21	ABADIE AMELIE	Yerres	2002	10.6	11.3	9.9	10.9	42.7
22	VEINBERG LEA	Yerres	2003	11.2	10.8	10.1	10.5	42.6
	MACHARD LOANE	Chilly Morangis	2002	10.2	10.1	10.3	12.0	42.6
	ORSINI MARIE	Orsay 1	2003	10.6	10.9	9.6	11.5	42.6
25	WETZELS ANNE	ST PIERRE DU PERRY	2002	10.1	10.8	10.1	11.5	42.5
26	BESTER FANNY	Orsay 2	2004	10.4	10.9	9.8	11.3	42.4
	LE BIHAN ILONA	Orsay 2	2005	11.0	10.0	10.3	11.1	42.4
28	VICARI TIZIANA	Yerres	2002	10.4	10.5	10.2	11.1	42.2
	KHATI ANAIS	Chilly Morangis	2002	10.6	11.2	10.2	10.2	42.2
	CORDIN MAE	Morsang sur orge	2006	10.3	9.9	10.9	11.1	42.2
31	BEGGA CELIA	Brunoy	2003	10.4	10.9	10.3	10.5	42.1
32	BOGAERT KARLA	Yerres	2002	10.5	11.0	9.3	11.1	41.9

	BEKHAKH LILIA	Chilly Morangis	2002	10.5	10.6	10.3	10.5	41.9
34	BASCOUL SOLENE	Marcoussis	2004	10.3	10.6	10.2	10.7	41.8
	KERIVEL JULIETTE	ST PIERRE DU PERRAY	2003	9.9	9.8	10.7	11.4	41.8
36	MERCIER LAURINE	Yerres	2004	10.1	10.4	10.0	10.9	41.4
37	THEOPHILE EVA	Morsang sur orge	2003	10.7	9.7	11.0	9.9	41.3
38	GLAVIER ARCHENAUULT LUCIE	Orsay 2	2005	11.3	9.2	9.8	10.9	41.2
39	BOUTTEKEIN LISA	Orsay 1	2005	9.0	11.4	9.3	11.2	40.9
40	BABO MBENZA BONDIEU	Athis Mons	2003	9.2	9.4	10.9	11.3	40.8
41	REYSS DOMITILLE	Orsay 2	2003	10.0	10.0	9.9	10.7	40.6
	SEMPESKI COLINE	Morsang sur orge	2006	10.5	9.5	9.4	11.2	40.6
43	GRACA VANESSA	Chilly Morangis	2002	10.3	9.7	10.1	10.4	40.5
44	AURIERES LOIS	Morsang sur orge	2004	8.6	10.5	10.1	11.0	40.2
45	BESSON TARA	ST PIERRE DU PERRAY	2002	9.2	9.5	10.5	10.7	39.9
46	BALDNER LEA	Athis Mons	2003	9.5	9.4	9.4	10.8	39.1
47	BAROUX ANAE	Marcoussis	2004	9.8	8.4	9.8	10.7	38.7
48	LOCHUS JADE	Marcoussis	2004	10.2	7.3	10.7	10.3	38.5
49	LOCHUS ENGIE	Marcoussis	2004	9.2	7.2	10.0	10.6	37.0
50	GENDRON CLARA	BREUILLET	2005	10.3	6.2	8.8	8.3	33.6
51	REBOLA PRUNELLE	BREUILLET	2006	9.5	5.6	7.9	9.2	32.2
52	RUIZ LILY	BREUILLET	2006	9.8	5.0	6.4	9.0	30.2
53	GASTEBOIS LEA	BREUILLET	2004	8.9	7.3	4.5	9.1	29.8
54	PASCAL MADELINE	Orsay 2	2005	0.0	0.0	10.1	11.4	21.5
55	LERAILLEZ CAMILLE	Brunoy	2005	0.0	0.0	0.0	0.0	0.0
	MACHADO DA SILVA BEATRIZ	Athis Mons	2004	0.0	0.0	0.0	0.0	0.0
	BRY MAELYS	Ris Orangis	2003	0.0	0.0	0.0	0.0	0.0
	5	ST PIERRE DU PERRAY	0	0.0	0.0	0.0	0.0	0.0
	6	ST PIERRE DU PERRAY	0	0.0	0.0	0.0	0.0	0.0
	4	BREUILLET	0	0.0	0.0	0.0	0.0	0.0
	6	BREUILLET	0	0.0	0.0	0.0	0.0	0.0

7. FEMININ NIVEAU6 11-18 ans . SA_DA (individuels)

7.1. Résultats par équipes




	Equipe	Club					Total
1	Plessis paté	91--EGPP	41.3	42.2	41.4	44.1	169.0
2	Orsay	91--Caorsay	38.9	43.7	41.1	43.0	166.7
3	Draveil TTG	91--Draveil Team Tumbling Gymnastique	39.3	38.1	39.6	41.2	158.2
4	Morsang sur orge	91--Morsang sur Orge	38.6	36.3	39.3	43.0	157.2

7.2. Résultats individuels





	Gymnaste	Equipe	Annee					Total
1	ROBIN MATHILDE	Plessis paté	2002	10.1	11.1	10.2	11.2	42.6
2	GREGORIO ALEXANDRA	Morsang sur orge	2002	9.9	10.7	10.7	10.8	42.1
3	DELAUNAY SABLINE	Orsay	2003	9.8	10.8	10.4	10.7	41.7
	ROYER JULINE	Draveil TTG	2005	9.8	10.7	10.5	10.7	41.7
5	LEGER ALEXIA	Orsay	2004	10.3	9.4	10.8	10.9	41.4
6	RANDRIANARIVO MELISSA	Draveil TTG	2000	10.1	10.7	10.6	9.7	41.1
7	CLERCQ MAURINE	Plessis paté	2000	9.9	10.5	10.1	10.5	41.0
8	OCULI PALOMA	Plessis paté	2000	8.7	11.1	10.2	10.8	40.8
	TEYSSIEUX LISE	Plessis paté	2004	9.5	9.5	10.8	11.0	40.8
10	PAYSAN CELIA	Orsay	1999	8.6	11.0	10.5	10.5	40.6
11	RIBEIRO HELENA	Plessis paté	2004	11.2	7.8	10.2	10.9	40.1
	BOURNEZ LAETITIA	Orsay	2003	9.4	10.6	9.4	10.7	40.1
13	D'AMICO TOSCANE	Morsang sur orge	2004	9.9	9.7	9.7	10.6	39.9
14	ARCHAMBAULT LOU	Orsay	2003	9.4	11.3	8.3	10.7	39.7
15	KOLSCH MARGAUX	Plessis paté	2002	10.1	8.3	8.8	11.0	38.2
16	EAR ANAIS	Draveil TTG	2005	9.6	9.6	9.0	9.8	38.0
17	BRUNA MARYLOU	Morsang sur orge	2005	9.8	8.3	9.2	10.4	37.7
18	DELECROIX MARINA	Morsang sur orge	2001	9.0	7.6	9.7	11.2	37.5
19	PERON JADE	Draveil TTG	2003	9.8	7.1	9.5	11.0	37.4
20	GONCLAVES COLINE	Draveil TTG	2003	9.4	6.1	8.6	9.2	33.3
21	JONES MADDEN MARISSA	Orsay	2003	0.0	0.0	0.0	10.0	10.0
22	LEGRAND CHLOE	Morsang sur orge	2002	0.0	3.3	0.0	0.0	3.3
23	WOTIN MARION	Morsang sur orge	2001	0.0	0.0	0.0	0.0	0.0

8. FEMININ NIVEAU6 7-14 ans . SA_DA (individuels)

8.1. Résultats par équipes

	Equipe	Club					Total
1	Brunoy	91--Brunoy pyramide	41.4	46.2	43.2	43.8	174.6
2	villiers le bacle	91-asvlb	42.3	43.5	42.4	44.5	172.7
3	Arpajon	91--Esr arpajon	40.2	42.5	42.8	43.7	169.2
4	Plessis paté	91--EGPP	41.0	42.8	41.3	43.7	168.8
	Draveil TTG	91--Draveil Team Tumbling Gymnastique	39.9	42.0	43.3	43.6	168.8
6	Orsay 2	91--Caorsay	43.5	40.3	40.4	43.9	168.1
7	Ris Orangis	91--Union sportive de ris-orangis	41.5	41.9	40.8	43.1	167.3
8	Chilly Morangis	91--Cgmc	41.5	41.0	39.5	44.5	166.5
9	Athis Mons	91--Uso Athis Mons	42.8	39.6	39.1	44.6	166.1
10	Montcouronne	91--St Maurice Montcouronne	39.4	37.9	40.2	43.1	160.6
11	Orsay 1	91--Caorsay	31.4	44.7	38.1	43.0	157.2







8.2. Résultats individuels

	Gymnaste	Equipe	Annee					Total
1	PATRICOT INES	villiers le bacle	2004	10.8	11.9	11.4	11.2	45.3
2	MALEK JADE	Orsay 2	2007	11.2	10.9	11.3	11.3	44.7
3	LOBE YAKAM YLISSIA KATHLEEN	Draveil TTG	2006	11.2	11.1	11.1	11.2	44.6
4	BOUCHON LOUANNE	Brunoy	2005	10.8	11.6	11.1	10.9	44.4
5	FOURNIER JULIE	Brunoy	2006	10.4	11.4	10.8	11.0	43.6
6	PIANA CELIA	villiers le bacle	2005	10.2	10.9	11.1	11.2	43.4
7	LEBRUN EMMA	villiers le bacle	2004	11.0	11.1	10.1	11.0	43.2
8	COQUART MARGAUX	Chilly Morangis	2003	10.9	10.7	10.2	11.3	43.1
9	KINGUE WELI	Ris Orangis	2007	11.3	10.4	10.9	10.4	43.0
	FABBRI CHARLINE	Orsay 1	2003	10.4	11.2	10.5	10.9	43.0
11	BOUAMER NAILA	Brunoy	2005	10.2	11.7	10.0	11.0	42.9
	LECOLIER MARGAUX	Brunoy	2006	10.0	11.1	10.9	10.9	42.9
	POMMIER MARION	Athis Mons	2005	11.1	10.0	10.6	11.2	42.9
14	LABARBE SOFIA	Ris Orangis	2006	11.0	11.2	9.8	10.7	42.7
15	PERSIN SWANN	Orsay 1	2005	10.5	11.4	9.7	11.0	42.6
16	TERREIL JUSTINE	Plessis paté	2007	10.5	11.0	11.0	9.9	42.4
	MACIN JESSY	Arpajon	2005	9.9	11.1	10.3	11.1	42.4
18	LE GAL MARION	Arpajon	2004	10.2	10.4	10.7	11.0	42.3
19	MESLEM ZARA	Arpajon	2004	10.2	10.3	10.7	10.8	42.0
20	TRAVERS LANA	Draveil TTG	2007	9.7	10.3	10.7	11.1	41.8
21	BEN AMARA MEISSA	Plessis paté	2006	10.5	10.5	9.5	11.0	41.5
	MICHAUT LENA	Plessis paté	2006	10.3	9.6	10.8	10.8	41.5
23	BAZZON LUCY	Arpajon	2005	9.5	10.6	10.7	10.6	41.4
24	ABDELLAOUI DJENA	Athis Mons	2006	10.6	10.1	9.5	11.0	41.2
25	YOR MISAKI	Draveil TTG	2009	9.1	10.4	10.8	10.8	41.1
26	DIALLO FANTA	Chilly Morangis	2004	10.0	10.6	9.2	11.2	41.0
27	QUENARDEL LEA	Chilly Morangis	2006	10.1	9.8	10.0	11.0	40.9
	SOLAN DE RENTY NAHOME	Orsay 1	2005	10.5	10.9	8.9	10.6	40.9
29	HAAS CLARA	Plessis paté	2004	9.1	10.8	10.0	10.9	40.8







30	LEGRAND MAUD	villiers le bacle	2005	10.3	9.5	9.8	11.1	40.7
31	BARBIN ANAIS	Athis Mons	2006	10.9	10.5	9.7	9.5	40.6
	OLIVEIRA EMMA	Chilly Morangis	2007	9.9	9.9	9.8	11.0	40.6
33	IVANOVIC ANABELLE	Ris Orangis	2007	9.0	10.6	9.8	11.0	40.4
34	BEINAT LILOU	Brunoy	2006	9.2	10.9	10.4	9.7	40.2
	POUGET LAETITIA	Orsay 2	2006	10.2	11.7	8.8	9.5	40.2
	SERPAULT VINCENT LYLOU	Draveil TTG	2008	9.9	10.2	10.7	9.4	40.2
37	LE ROUX FLORA	Plessis paté	2007	9.7	10.5	8.9	11.0	40.1
	LU ANNE LISE	Orsay 2	2006	9.7	9.2	10.4	10.8	40.1
	MOUDARRES ZIA	Montcouronne	2007	9.6	9.8	9.7	11.0	40.1
40	DEMENGE AMANDINE	Arpajon	2006	9.4	10.4	9.4	10.8	40.0
	AMAMI RENAT LOUCIA	Orsay 2	2007	10.9	8.4	9.9	10.8	40.0
42	ESTEVEZ ZOE	Brunoy	2006	9.2	11.5	9.5	9.5	39.7
43	LOUVET MONSANGANT NAEE	villiers le bacle	2005	10.1	9.6	9.1	10.6	39.4
44	LUKA TANIA	Montcouronne	2005	9.2	8.4	10.7	11.0	39.3
45	MARQUET ALYONA	Arpajon	2005	9.9	8.1	10.7	10.4	39.1
46	BOUSSET LENAIC	Ris Orangis	2005	9.3	8.4	10.3	11.0	39.0
	VACUS ALICE	Montcouronne	2005	9.7	10.0	8.8	10.5	39.0
48	DORIZON FANNY	Montcouronne	2007	9.6	7.6	10.7	10.6	38.5
49	MOLLICONE LE LANN ISALINE	Montcouronne	2005	9.1	9.7	9.1	10.5	38.4
50	DIALLO KOUMBA	Chilly Morangis	2003	10.5	7.5	9.3	10.7	38.0
	LIVE MATHILDE	Draveil TTG	2009	8.7	8.6	10.2	10.5	38.0
52	DOS SANTOS CELIA	Montcouronne	2004	10.5	8.1	8.5	10.1	37.2
53	HUAULT LYNNA	Ris Orangis	2006	9.9	9.7	6.8	9.9	36.3
54	DA SILVA LEA	Athis Mons	2005	10.2	9.0	6.8	9.7	35.7
55	ANTUNES SOFIA	Chilly Morangis	2005	9.4	4.9	9.5	11.0	34.8
56	BARBEY MARIE	Orsay 1	2005	0.0	11.2	9.0	10.5	30.7
57	HERMITTE LOU	Orsay 2	2007	11.2	8.5	-1.74	11.0	29.0
58	BANCE EMILIE	Athis Mons	2009	0.0	8.2	8.5	11.2	27.9
59	ADJAOUDI ZAHRA	Athis Mons	2005	0.0	7.0	9.3	11.2	27.5
60	DE OLIVA LISA	Orsay 1	2004	0.0	0.0	0.0	0.0	0.0
	GEFFARD LILOU	Orsay 1	2004	0.0	0.0	0.0	0.0	0.0
	6	villiers le bacle	0	0.0	0.0	0.0	0.0	0.0

9. MASCULIN NIVEAU4 11-18 ans . SA_DA (individuels)

9.1. Résultats par équipes








	Equipe	Club							Total
1	Bray	77--Club sportif braytois	37.5	29.8	31.9	31.9	36.4	0.0	167.5
2	Orsay	91--Caorsay	35.2	24.4	29.0	31.5	36.1	0.0	156.2
3	Brunoy	91--Brunoy pyramide	32.2	27.3	31.4	31.2	32.6	0.0	154.7

9.2. Résultats individuels








	Gymnaste	Equipe	Annee							Total
1	L'HOIST THOMAS	Orsay	2000	11.9	9.1	11.5	10.8	12.7	0.0	56.0
2	DERBOIS NICOLAS	Brunoy	2002	11.9	10.9	11.1	10.6	11.4	0.0	55.9
3	CHAPUT HUGO	Bray	2000	13.0	8.3	11.3	11.0	12.2	0.0	55.8
4	REAUX JULES	Bray	1999	10.8	9.9	11.7	10.2	12.4	0.0	55.0
5	CHANDELIER MATTHYS	Bray	2000	11.9	11.6	8.9	10.7	11.8	0.0	54.9
6	GLAVIER ARCHENAUT PAUL	Orsay	2002	11.4	8.9	8.5	10.5	10.7	0.0	50.0
7	BROUSSELY LUCAS	Brunoy	2004	10.8	8.6	8.4	10.3	10.3	0.0	48.4
8	FOURNIER WILLIAM	Brunoy	2003	8.0	7.7	10.9	10.3	10.9	0.0	47.8
9	GARNIER GABIN	Brunoy	2003	9.5	7.8	9.1	9.6	9.6	0.0	45.6
10	POTARD IGOR	Orsay	2003	11.9	2.5	9.0	10.1	11.3	0.0	44.8
11	HELIE JORIS	Orsay	2002	9.3	6.4	6.3	10.2	12.1	0.0	44.3
12	JEANTY FABIEN	Bray	2002	12.6	5.1	1.6	9.9	5.7	0.0	34.9
13	DUVIVIER NOE	Brunoy	2004	5.2	0.0	9.4	10.3	8.6	0.0	33.5
14	BRAETS LOIS	Bray	2001	0.0	0.0	0.0	0.0	0.0	0.0	0.0

10. MASCULIN NIVEAU5 7-14 ans . SA_DA (individuels)

10.1. Résultats par équipes





	Equipe	Club								Total
1	Brunoy	91--Brunoy pyramide	36.2	29.5	36.8	39.0	37.4	0.0	178.9	
2	Marcoussis	91--Asm	27.7	19.2	34.6	37.1	39.7	0.0	158.3	

10.2. Résultats individuels





	Gymnaste	Equipe	Annee								Total
1	NARCY DORIAN	Brunoy	2006	10.6	5.6	10.3	9.9	10.5	0.0	46.9	
2	WILHELM THOMAS	Brunoy	2005	10.5	8.5	9.2	9.7	8.1	0.0	46.0	
3	PICHOT MATEO	Marcoussis	2005	7.7	4.0	10.0	10.1	10.4	0.0	42.2	
4	VARONA ALBAN	Brunoy	2005	8.4	7.3	7.7	9.8	8.9	0.0	42.1	
5	LIX MAXIME	Marcoussis	2003	6.1	7.0	8.6	9.7	10.6	0.0	42.0	
6	VITTORI ALEXANDRE	Brunoy	2006	6.5	5.4	9.0	9.6	8.1	0.0	38.6	
7	FIQUET MATHIS	Marcoussis	2008	6.1	6.5	6.9	8.8	10.0	0.0	38.3	
8	DE FARIA NOAH	Marcoussis	2005	7.8	1.7	9.1	8.5	8.7	0.0	35.8	
9	PEREIRA NATAN	Brunoy	2006	6.7	5.2	8.3	8.7	6.7	0.0	35.6	
10	BEINAT TOM	Brunoy	2004	0.0	8.1	8.3	0.0	9.9	0.0	26.3	

11. FEMININ NIVEAU2 11-18 ans . SA_DA (individuels)

11.1. Résultats par équipes





	Equipe	Club					Total
1	Ris Orangis	91--Union sportive de ris-orangis	22.7	22.3	22.4	25.0	92.4

11.2. Résultats individuels





	Gymnaste	Equipe	Annee					Total
1	DA SILVA ANDREA	Ris Orangis	2000	12.2	12.6	11.6	12.7	49.1
2	NGUEMBO MELISSA	Ris Orangis	2001	10.4	9.6	10.7	12.2	42.9
3	MINHOTO CASSANDRA	Ris Orangis	2000	0.1	0.1	0.1	0.1	0.4

12. FEMININ NIVEAU3 11-18 ans . SA_DA (individuels)

12.1. Résultats par équipes





	Equipe	Club					Total
1	Yerres	91--Gym club yerrois	31.3	35.7	34.9	35.0	136.9

12.2. Résultats individuels

	Gymnaste	Equipe	Annee					Total
1	PONE CANDICE	Yerres	2001	9.8	11.7	12.6	11.8	45.9
2	CANDAS CAMILLE	Yerres	2000	9.6	12.1	12.5	10.9	45.1
3	POIRIER MARGAUX	Yerres	2001	11.1	11.9	8.3	12.3	43.6
4	ROBINE PAULINE	Yerres	2000	10.2	11.0	9.2	10.1	40.5
5	CLOIX ZOE	Yerres	2000	10.0	7.3	9.8	0.0	27.1

13. FEMININ NIVEAU4 11-15 ans . SA_DA (individuels)

13.1. Résultats par équipes





	Equipe	Club					Total
1	Yerres 2	91--Gym club yerrois	31.5	34.4	36.4	36.2	138.5
2	Yerres 1	91--Gym club yerrois	32.9	35.5	34.6	34.2	137.2
3	Marcoussis	91--Asm	31.7	33.7	35.5	35.7	136.6
4	BREUILLET	BREUILLET	29.6	31.5	34.3	33.2	128.6

13.2. Résultats individuels





	Gymnaste	Equipe	Annee					Total
1	MORATILLE MARINA	Yerres 2	2004	10.9	12.2	12.4	12.4	47.9
2	VIARD JULIE	Marcoussis	2003	10.4	11.8	12.0	12.4	46.6
3	CLOIX LOU	Yerres 1	2002	10.9	11.2	11.7	12.3	46.1
	HENRY MAELYS	Yerres 1	2003	11.4	12.1	11.4	11.2	46.1
5	MAEDER CHARLOTTE	Marcoussis	2003	10.8	11.6	11.7	11.7	45.8
6	DOUGHERTY KATHLEEN	Yerres 2	2004	10.5	11.3	10.9	12.2	44.9
7	LE BRUN LAURIANNE	Yerres 2	2004	9.8	10.9	12.2	11.6	44.5
8	DEBBABI INES	Yerres 2	2005	9.9	10.7	11.6	11.6	43.8
9	UBICO VITORIA	Yerres 1	2002	10.6	11.5	10.9	10.7	43.7
10	GATIBELZA LISA	Yerres 1	2003	10.5	11.0	11.5	10.6	43.6
11	FAURE CHLOE	Yerres 1	2002	10.2	11.9	10.5	10.7	43.3
12	ROLLAND CELIA	Marcoussis	2004	10.5	9.4	11.1	11.6	42.6
13	LEDU CAMILLE	BREUILLET	2004	9.9	9.8	12.0	10.8	42.5
14	CHOQUET PAULINE	BREUILLET	2006	9.8	10.5	11.6	10.5	42.4
15	JOUDOUX NOELIE	Yerres 2	2005	10.1	10.0	11.8	10.3	42.2
16	RICHARDOT GAELE	Marcoussis	2002	9.8	10.3	11.8	9.8	41.7
17	DA SILVA ZOE	BREUILLET	2006	9.9	8.4	10.6	11.9	40.8
18	THOMAS JULIETTE	Marcoussis	2004	10.1	8.9	11.2	8.7	38.9
19	FIALETOUX LAETITIA	BREUILLET	2005	8.5	11.2	8.6	10.5	38.8
20	CARRE ALIVIA	BREUILLET	2004	9.4	8.7	10.7	8.6	37.4

14. FEMININ NIVEAU4 11-18 ans . SA_DA (individuels)

14.1. Résultats par équipes





	Equipe	Club					Total
1	ST PIERRE DU PERRAY	ST PIERRE DU PERRAY	32.1	34.6	36.0	37.2	139.9
2	Yerres	91--Gym club yerrois	31.5	37.1	35.0	35.5	139.1
3	Chilly Morangis	91--Cgmc	30.9	36.4	35.4	36.0	138.7
4	Cerny	91--Gymnastique sportive de cerny	31.4	34.5	36.0	35.7	137.6
5	Arpajon	91--Esr arpajon	32.3	32.5	34.7	36.4	135.9
6	Plessis paté	91--EGPP	31.1	35.1	32.4	36.8	135.4

14.2. Résultats individuels



	Gymnaste	Equipe	Annee					Total
1	PLUMEL MELINE	ST PIERRE DU PERRAY	2001	10.9	11.7	12.4	12.6	47.6
2	MARSAT LOUISE	ST PIERRE DU PERRAY	1999	10.5	12.2	11.8	12.5	47.0
3	DA SILVA JADE	Cerny	2003	10.6	12.2	12.1	12.0	46.9
4	VERHOESTRATE EMMA	Chilly Morangis	2003	10.1	12.0	12.2	12.5	46.8
5	SAMBA FOUANI ROMANE	Yerres	2004	10.6	12.4	11.8	11.7	46.5
6	DA SILVA LOLA	Yerres	2001	10.2	12.7	11.8	11.5	46.2
7	GY MAELYS	Chilly Morangis	2002	10.2	12.3	11.3	11.8	45.6
8	DEMET SASHA	Arpajon	2005	10.7	10.7	12.0	12.1	45.5
9	RAMOND LENA	Arpajon	2003	10.6	10.9	11.4	12.5	45.4
	MAULNY AGATHE	Cerny	2004	11.1	10.3	11.6	12.4	45.4
11	PINTO AMELYS	Chilly Morangis	2000	10.3	12.1	11.9	10.6	44.9
12	BERNASCONI CHLOE	Plessis paté	2001	9.8	11.8	10.9	12.2	44.7
	COCHET JULIE	Chilly Morangis	2003	10.3	11.5	11.2	11.7	44.7
14	LANSADE JEANNE	Arpajon	2001	11.0	10.5	11.3	11.8	44.6
15	ANDRE MAGALLON MATHILDE	Yerres	2005	10.7	12.0	9.3	12.3	44.3
16	VERGNAUD CLARA	Yerres	2000	10.0	11.4	11.4	11.4	44.2
	MANDELBAUM CHARLOTTE	ST PIERRE DU PERRAY	2000	10.7	10.7	11.8	11.0	44.2
18	TERREIL MANON	Plessis paté	2001	10.4	11.6	9.0	12.8	43.8
19	TARDIF TIFAINÉ	Plessis paté	2002	10.0	11.7	10.5	11.5	43.7
20	DERHORE APOLLINE	Arpajon	2002	10.0	10.9	11.1	11.1	43.1
21	COLLINET MARINE	Plessis paté	2000	10.4	9.8	11.0	11.8	43.0
22	BEAUVAIS MAELYS	ST PIERRE DU PERRAY	2000	10.3	8.7	11.6	12.1	42.7
23	JOURNAUX AMANDINE	ST PIERRE DU PERRAY	2000	10.5	9.7	10.8	10.9	41.9
24	MATHEUS MAEVA	Cerny	2001	9.7	10.9	9.4	10.3	40.3
25	RETROU LEA	Plessis paté	2001	10.3	8.9	9.7	11.2	40.1
26	LECOMTE MARGOT	Chilly Morangis	2001	10.3	11.0	9.4	8.7	39.4
27	ROGER LUCILLE	Cerny	2003	0.0	11.4	12.3	11.3	35.0
28	PIAUD ROMANE	Arpajon	2001	0.0	0.0	0.0	0.0	0.0
	VADOT MARINE	Cerny	2002	0.0	0.0	0.0	0.0	0.0

15. FEMININ NIVEAU5 7-10 ans . SA_DA (individuels)

15.1. Résultats par équipes

	Equipe	Club					Total
1	Yerres	91--Gym club yerrois	40.8	42.7	39.5	42.8	165.8

15.2. Résultats individuels

	Gymnaste	Equipe	Annee					Total
1	JOUDOUX AMBRE	Yerres	2007	10.3	11.5	10.7	11.6	44.1
2	GALLIEN CALVET CAMILLE	Yerres	2007	10.3	11.2	10.3	11.3	43.1
3	MORATILLE ALICIA	Yerres	2007	10.4	10.4	10.1	9.6	40.5
4	HALTEL MAELIA	Yerres	2007	9.8	9.6	8.4	10.3	38.1
5	BERNARDINO CASSANDRA	Yerres	2007	9.7	7.5	6.7	9.4	33.3
6	DA SILVA MATHILDE *	Yerres 1 (indiv) (indiv)	2008	9.9	6.7	6.1	9.1	31.8
7	SURE ROUSSELOT EVE	Yerres	2007	0.0	0.0	0.0	0.0	0.0

16. FEMININ NIVEAU6 11 + . SA_DA (individuels)

16.1. Résultats par équipes

	Equipe	Club					Total
1	Ris Orangis	91--Union sportive de ris-orangis	40.8	46.1	42.1	44.3	173.3
2	Lisses	91--Gymnastique sportive lisses	39.3	44.3	43.2	44.4	171.2
3	Cerny	91--Gymnastique sportive de cerny	39.6	45.0	43.3	42.1	170.0
4	Arpajon	91--Esr arpajon	35.6	41.0	34.5	36.2	147.3

16.2. Résultats individuels

	Gymnaste	Equipe	Annee					Total
1	VILLY LAURA	Lisses	1996	10.2	11.6	10.9	11.4	44.1
2	MAROTTE AMBRE	Cerny	2004	9.9	11.0	10.8	11.4	43.1
3	POINTEAU MAELLYS	Cerny	2004	10.1	11.4	10.8	10.5	42.8
	LELEVET JADE	Ris Orangis	2001	9.5	11.4	10.7	11.2	42.8
	WILLEMS INGRID	Ris Orangis	1989	10.1	11.1	10.9	10.7	42.8
6	RAOULT FIONA	Lisses	1996	9.4	10.9	11.2	11.2	42.7
7	LE CHARLOTTE	Lisses	2002	9.6	10.3	11.3	10.9	42.1
8	HAZZAA FANNY	Ris Orangis	2003	9.7	11.1	10.0	10.9	41.7
9	TEIXEIRA ANAIS	Lisses	2005	10.1	11.0	9.3	10.7	41.1
	CHARBONNET LISON	Arpajon	2002	10.2	11.5	8.4	11.0	41.1
11	VAUTHIER AMANDINE	Cerny	2004	9.9	11.3	9.9	9.7	40.8
12	SOTTEJEAU CLARA	Lisses	1999	9.3	10.8	9.7	10.9	40.7
13	CAILLET MARGO	Arpajon	1990	9.2	10.7	10.2	10.5	40.6
14	MINNE GABRIELLE	Cerny	2002	9.7	9.4	10.6	10.5	40.2
15	GAMEIRO EMMA	Ris Orangis	2000	10.0	11.7	9.8	8.5	40.0
16	PEREZ CHLOE	Cerny	2002	8.9	10.6	11.1	8.9	39.5
17	BELZANNE OTHILIE	Cerny	2001	9.6	11.3	9.6	8.8	39.3
18	GEERAERT LAURELYNE	Lisses	2002	9.3	7.2	9.8	10.4	36.7
19	CHARLUT FANNY	Arpajon	1992	8.5	8.1	9.7	7.6	33.9
20	ROCQUET AURELINE	Arpajon	1983	7.7	10.7	6.2	7.1	31.7
21	FERRER CLEMENTINE	Ris Orangis	1995	9.4	0.0	10.5	11.5	31.4
22	VINCENT MELY	Ris Orangis	1988	11.0	11.9	0.0	0.0	22.9
23	MORAIN MATHILDE	Arpajon	1991	0.0	0.0	0.0	0.0	0.0

17. MASCULIN NIVEAU6 7-14 ans . SA_DA (individuels)

17.1. Résultats par équipes

	Equipe	Club							Total
1	Orsay	91--Caorsay	42.4	39.0	41.5	39.5	42.5	0.0	204.9
2	Athis Mons 1	91--Uso Athis Mons	41.9	35.3	40.6	38.8	41.9	0.0	198.5
3	Bray	77--Club sportif braytois	35.9	37.7	40.5	36.1	41.6	0.0	191.8
4	Limours	91--Limours	36.7	35.0	36.8	34.2	41.4	0.0	184.1
5	Villeneuve sur yonne	89--Elan Gymnique de Villeneuve sur Yonne	35.1	31.8	40.9	35.1	38.2	0.0	181.1
6	Athis Mons 2	91--Uso Athis Mons	32.7	33.4	37.5	32.4	38.7	0.0	174.7





17.2. Résultats individuels

	Gymnaste	Equipe	Annee							Total
1	DEBISSE BALTHAZAR	Athis Mons 1	2006	10.8	9.0	10.6	10.3	11.1	0.0	51.8
2	MARTIN PETRI ALEXANDRE	Orsay	2005	10.6	10.3	10.1	10.1	10.5	0.0	51.6
3	CORRIERI RONAN	Orsay	2006	10.8	8.8	10.4	10.0	10.8	0.0	50.8
4	ZHYHOTA LOCQUIN SLAVIK	Limours	2005	10.6	9.6	10.8	8.9	10.7	0.0	50.6
5	LEBOEUF NINO *	Arpajon 1 (indiv) (indiv)	2005	9.5	9.4	10.8	10.3	10.3	0.0	50.3
	GAUDEFROY MAXIME	Athis Mons 1	2005	10.2	10.1	10.4	9.3	10.3	0.0	50.3
7	GRIES MAXIME	Bray	2004	10.0	9.2	9.7	10.1	10.2	0.0	49.2
8	SIRJEAN THOMAS	Orsay	2006	10.0	9.5	10.7	9.7	9.0	0.0	48.9
	LESAGE MARTIN	Orsay	2007	10.6	9.0	10.1	8.5	10.7	0.0	48.9
10	GUYOT ARMAND	Limours	2006	9.6	8.7	10.9	9.3	10.3	0.0	48.8
11	MATYNIA GASPARD	Orsay	2005	7.7	10.2	10.3	9.7	10.5	0.0	48.4
12	GARNIER PAUL	Bray	2007	9.9	9.2	10.3	8.9	9.9	0.0	48.2
13	GAMBIER JULES	Villeneuve sur yonne	2005	9.0	7.6	10.8	10.0	10.5	0.0	47.9
14	RIBEIRO TIAGO	Bray	2005	7.4	9.8	10.9	8.8	10.9	0.0	47.8
15	REAUX ELIOT	Bray	2007	8.6	9.5	9.6	8.3	10.6	0.0	46.6
16	GUILBOT WAREN	Villeneuve sur yonne	2008	10.2	8.6	9.5	8.4	9.4	0.0	46.1
17	BADI GIBRAN	Athis Mons 1	2006	10.7	8.7	8.3	7.9	10.4	0.0	46.0
18	CURE MATHEO *	Arpajon 1 (indiv) (indiv)	2003	9.8	9.4	8.1	8.4	9.6	0.0	45.3
19	LE LOUET KILIAN	Athis Mons 1	2006	10.2	7.3	10.3	8.0	9.2	0.0	45.0
20	LE LOUET NOE	Athis Mons 2	2009	9.3	6.9	10.6	8.3	9.7	0.0	44.8
21	GILBERT MATEO	Limours	2005	8.0	8.4	9.3	7.9	10.5	0.0	44.1
22	SICAUD ARTHUR	Athis Mons 1	2005	8.3	7.5	9.3	8.8	10.1	0.0	44.0
23	BONNEVIE ENZO	Villeneuve sur yonne	2007	9.0	7.5	10.3	7.4	9.7	0.0	43.9
24	BRUNNER CORMIER PIERRE	Athis Mons 1	2006	10.2	5.0	8.9	10.4	8.7	0.0	43.2
	GOUBAN LEO	Villeneuve sur yonne	2006	6.9	8.1	10.3	9.3	8.6	0.0	43.2
26	AYRAULT ALEXANDRE	Athis Mons 2	2007	8.1	8.4	8.8	7.9	9.9	0.0	43.1
27	MARCHAND LEPRael KYLIAN	Athis Mons 2	2006	7.8	8.3	9.1	7.5	9.4	0.0	42.1
28	CIDERON RONY *	Arpajon 1 (indiv) (indiv)	2006	10.4	8.0	6.2	7.9	8.1	0.0	40.6
	RESENDE SYRIL	Limours	2004	8.5	8.3	5.8	8.1	9.9	0.0	40.6





30	MULLER ROMAIN	Athis Mons 2	2005	5.8	8.0	8.0	8.5	9.5	0.0	39.8
31	BAROUNE QUENTIN	Athis Mons 2	2008	7.5	8.7	9.0	7.7	6.7	0.0	39.6
32	CHAVAS ALEXANDRE	Orsay	2008	10.4	7.7	9.8	8.1	0.0	0.0	36.0
33	BEKRI ANES	Athis Mons 2	2008	6.0	6.5	6.0	7.7	9.6	0.0	35.8
34	MISSAGGIA ENZO	Bray	2003	0.0	0.0	0.0	0.0	0.0	0.0	0.0
	PIVA DIEGO	Villeneuve sur yonne	2007	0.0	0.0	0.0	0.0	0.0	0.0	0.0
	ZHYHOTA LOCQUIN VLADISLAV	Limours	2007	0.0	0.0	0.0	0.0	0.0	0.0	0.0

18. FEMININ NIVEAU2 11 + . SA_DA (individuels)

18.1. Résultats par équipes





	Equipe	Club					Total
1	Morsang sur orge	91--Morsang sur Orge	32.7	34.8	33.7	38.5	139.7
2	BREUILLET	BREUILLET	32.9	30.3	37.1	36.8	137.1

18.2. Résultats individuels





	Gymnaste	Equipe	Annee					Total
1	PROUTEAU MARINE	Morsang sur orge	1996	10.5	12.8	12.5	13.5	49.3
2	SIMON FLORE	BREUILLET	1995	11.1	10.2	13.2	12.5	47.0
3	CRUL CORALIE	BREUILLET	1989	11.3	10.6	12.5	12.1	46.5
4	REGULUS CYRIELLE	Morsang sur orge	2003	11.2	10.5	10.8	12.6	45.1
5	BOURRE ROMANE	BREUILLET	2003	10.5	9.5	11.4	12.2	43.6
6	HAMMOU SARAH	Morsang sur orge	2001	10.3	9.0	10.4	12.4	42.1
7	LEGROUX ADELINE	Morsang sur orge	1982	10.1	11.5	7.4	11.6	40.6
8	ANSART COLINE	Morsang sur orge	1994	11.0	6.9	10.1	0.0	28.0
9	4	BREUILLET	0	0.0	0.0	0.0	0.0	0.0
	5	BREUILLET	0	0.0	0.0	0.0	0.0	0.0

19. FEMININ NIVEAU6 7-10 ans . SA_DA (individuels)

19.1. Résultats par équipes





	Equipe	Club					Total
1	Arpajon	91--Esr arpajon	39.2	42.0	38.9	42.8	162.9
2	Marcoussis	91--Asm	37.6	33.0	38.0	42.4	151.0

19.2. Résultats individuels





	Gymnaste	Equipe	Annee					Total
1	DUBOIS AURORE	Arpajon	2009	10.2	10.5	9.6	10.9	41.2
2	ETIENNE ELOISE	Arpajon	2007	9.8	9.8	10.5	11.0	41.1
3	DUBOIS AMBRE	Arpajon	2008	9.7	10.8	9.7	10.5	40.7
4	MERTON CANDYCE	Marcoussis	2007	8.9	10.3	10.4	10.0	39.6
5	ARTIS LOLA	Arpajon	2008	9.0	10.9	9.1	10.3	39.3
6	JOSEPH NINON	Arpajon	2009	9.5	9.4	9.0	10.4	38.3
7	BILLARAND CARA	Marcoussis	2009	9.7	7.3	9.0	10.0	36.0
	PREL LISA	Marcoussis	2008	8.7	7.8	8.6	10.9	36.0
9	MAUPOUEI INES	Marcoussis	2007	8.8	7.6	10.0	9.3	35.7
10	LAGARDE AXELLE	Marcoussis	2009	9.4	6.5	6.8	10.6	33.3
11	HU ANAIS	Marcoussis	2007	9.6	3.7	5.3	10.9	29.5

20. FEMININ NIVEAU3 11 + . SA_DA (individuels)

20.1. Résultats par équipes





	Equipe	Club					Total
1	Athis Mons	91--Uso Athis Mons	33.4	37.1	39.4	38.3	148.2
2	Plessis paté	91--EGPP	33.3	37.0	38.0	37.3	145.6
3	Arpajon	91--Esr arpajon	34.8	36.1	36.6	37.9	145.4
4	Chilly Morangis	91--Cgmc	32.1	34.2	35.7	36.5	138.5

20.2. Résultats individuels



	Gymnaste	Equipe	Annee					Total
1	GRAUS NICOLE	Athis Mons	1990	11.7	13.6	13.4	12.9	51.6
2	HARDEL MATHILDE	Arpajon	1999	11.9	12.8	12.0	12.8	49.5
3	RIBEIRO MARIANNE	Athis Mons	2001	11.0	12.4	12.9	12.8	49.1
4	POTTIN CASSANDRE	Plessis paté	2001	11.8	11.4	12.9	12.4	48.5
5	SALMON JULIETTE	Plessis paté	2001	10.5	12.3	12.8	12.5	48.1
6	GINESTAR ANNE LYSE	Athis Mons	1991	10.7	11.1	13.1	12.4	47.3
7	NOWICKI CLAIRE	Chilly Morangis	2002	10.8	12.1	12.2	12.0	47.1
8	VERGNOLLE JULIETTE	Arpajon	2004	11.0	11.6	11.3	12.6	46.5
9	SAADI ASSIA	Plessis paté	2002	10.8	10.8	12.3	12.4	46.3
10	SECHOIR LISA	Athis Mons	2000	10.3	11.0	12.8	12.0	46.1
11	CUCOLAS IONELA	Plessis paté	1993	10.7	13.3	9.6	12.4	46.0
	PELLETIER CECILE	Athis Mons	2001	10.0	10.6	12.8	12.6	46.0
13	DEBONNE LAURIE	Chilly Morangis	1996	10.5	10.4	11.6	12.0	44.5
	VARSVAUX EMMA	Chilly Morangis	2000	9.7	11.2	11.9	11.7	44.5
15	BRIMBOEUF ADELINE	Arpajon	1998	11.5	11.7	9.0	11.8	44.0
16	GIRARDIN MARION	Chilly Morangis	2001	9.9	10.9	10.1	12.5	43.4
17	PARIGOT HONORINE	Chilly Morangis	2003	10.8	10.4	9.3	10.9	41.4
18	MERCHEZ LEONIE	Arpajon	2004	0.0	11.6	13.2	12.5	37.3
19	FONTANGES SASHA	Arpajon	2001	11.4	0.0	11.4	0.0	22.8

21. FEMININ NIVEAU5 11-18 ans . SA_DA (individuels)

21.1. Résultats par équipes

	Equipe	Club					Total
1	Chilly Morangis	91--Cgmc	42.8	39.2	41.1	44.1	167.2
2	Marcoussis	91--Asm	41.7	42.2	38.1	43.8	165.8
3	St Chéron	91--Elan gym st cheron	40.5	40.4	40.2	43.8	164.9
4	Arpajon	91--Esr arpajon	42.3	35.9	40.4	44.0	162.6

21.2. Résultats individuels





	Gymnaste	Equipe	Annee					Total
1	AUTIN EMILIE	Marcoussis	2000	10.8	10.9	10.9	11.6	44.2
2	PARIGOT INGRID	Chilly Morangis	2001	11.0	11.0	9.7	11.1	42.8
3	EBONGUE MAKOLLE LAURYN	St Chéron	2001	10.1	10.6	9.9	11.1	41.7
4	GOSELIN MANON	Chilly Morangis	2001	10.7	10.6	9.2	11.1	41.6
5	GLAVIER FANNY	Marcoussis	2001	10.0	9.9	10.7	10.8	41.4
	DASILVA LEA BOLENGWA	Chilly Morangis	2004	10.9	8.9	10.8	10.8	41.4
7	PETIT ANAIS	Marcoussis	2002	10.6	10.2	9.1	11.2	41.1
8	DOSSEH MARIE	St Chéron	2000	10.0	9.5	9.8	11.4	40.7
9	PIAUD MARGAUX	Arpajon	1999	9.4	10.2	10.2	10.7	40.5
10	DEMET SOANE	Arpajon	2005	10.6	8.6	9.9	11.2	40.3
11	BARON CLEMENCE	Chilly Morangis	2000	10.1	8.7	10.1	11.1	40.0
12	SIMOES PRUDENCE	St Chéron	2001	9.4	10.6	10.5	9.0	39.5
13	BARRE AMELIE	Marcoussis	2003	10.3	11.2	7.4	10.2	39.1
	DUPAS MAELLE	St Chéron	2001	10.0	9.7	8.8	10.6	39.1
15	HAGEMAN FLORA	Arpajon	2004	10.7	7.5	9.7	11.0	38.9
16	APOSTOLIDIS JOHANNA	Arpajon	2001	10.5	9.6	10.1	8.6	38.8
17	GUYOT LUCIE	Arpajon	2001	10.5	6.3	10.2	11.1	38.1
18	PASSOS VALENTINE	St Chéron	2002	10.4	8.0	8.7	10.7	37.8
	HAMZAOUI ROSA MARIE	Chilly Morangis	2001	10.2	8.1	9.9	9.6	37.8
20	FERREIRA LAUREENE	Chilly Morangis	2001	9.5	7.0	10.3	10.7	37.5
21	BOIXIERE LUCILE	St Chéron	2001	9.7	7.4	10.0	9.1	36.2
22	GUICHARD DOMITILLE	Marcoussis	2000	0.0	6.5	5.5	7.6	19.6
23	REY LISA	Marcoussis	2002	0.0	0.0	0.0	0.0	0.0
	PENOT FLORIANA	Arpajon	1999	0.0	0.0	0.0	0.0	0.0

22. FEMININ NIVEAU1 11 + . SA_DA (individuels)

22.1. Résultats par équipes







	Equipe	Club					Total

22.2. Résultats individuels







	Gymnaste	Equipe	Annee					Total
1	POIRSON LOU *	Orsay 1 (indiv) (indiv)	1997	11.8	10.0	12.6	12.2	46.6

23. MASCULIN NIVEAU3 11 + . SA_DA (individuels)

23.1. Résultats par équipes





	Equipe	Club							Total
1	Orsay	91--Caorsay	36.9	27.5	33.6	33.5	37.7	0.0	169.2

23.2. Résultats individuels

	Gymnaste	Equipe	Anne e							Total
1	MIGNE BAPTISTE	Orsay	1992	13.4	10.6	12.4	11.9	12.7	0.0	61.0
2	COLLIGNON MARTIN	Orsay	2000	11.6	7.9	10.4	10.3	11.9	0.0	52.1
3	BORIOS GUILHEM	Orsay	1998	11.9	6.6	10.8	10.8	11.5	0.0	51.6
4	COLLIGNON THOMAS	Orsay	2000	11.3	5.8	9.4	10.8	12.0	0.0	49.3
5	LEYLEKIAN ROMEO	Orsay	1997	11.4	9.0	0.0	10.3	13.0	0.0	43.7

24. FEMININ NIVEAU5 7-14 ans . SA_DA (individuels)

24.1. Résultats par équipes

	Equipe	Club					Total
1	St Chéron 1	91--Elan gym st cheron	41.6	44.3	41.0	45.2	172.1
2	Marcoussis	91--Asm	43.1	41.4	42.1	44.8	171.4
3	St Chéron 2	91--Elan gym st cheron	40.7	38.3	40.0	42.7	161.7

24.2. Résultats individuels








	Gymnaste	Equipe	Annee					Total
1	BARRE MARION	Marcoussis	2005	10.9	11.0	10.7	11.8	44.4
2	LOUZET RUBY PRUNELLE	St Chéron 1	2004	10.7	11.7	10.3	11.3	44.0
3	AUBERT MAELLE	St Chéron 1	2004	10.0	11.6	10.8	11.2	43.6
4	MICHOU AXELLE	Marcoussis	2007	11.1	10.2	11.1	11.0	43.4
5	MOULARD LISA	St Chéron 2	2006	10.5	10.7	10.4	11.7	43.3
6	DOUCHET CHARLOTTE	St Chéron 1	2003	10.1	10.6	10.0	11.4	42.1
7	REFFUVEILLE LOUISE	St Chéron 1	2003	10.3	10.4	9.8	11.3	41.8
8	LEROY MELINE	St Chéron 1	2004	10.5	10.1	9.9	10.9	41.4
9	STEPHAN LAURINE	Marcoussis	2007	10.4	9.8	10.0	10.9	41.1
10	ARNAUD LOUISE	Marcoussis	2006	10.7	8.9	10.3	11.1	41.0
11	GUILLOU PARMENTIER MANON	St Chéron 2	2004	10.1	10.5	10.2	10.1	40.9
12	BOUTTE SALOME	St Chéron 2	2005	10.3	9.1	9.4	10.3	39.1
13	LANG MANON	St Chéron 2	2005	9.8	8.0	10.0	10.6	38.4
14	MARINO JADE	Marcoussis	2007	10.3	10.4	7.6	9.3	37.6
15	DELLA VALLE LOUISE	Marcoussis	2005	10.1	7.5	8.0	10.0	35.6

25. MASCULIN NIVEAU6 11 + . SA_DA (individuels)

25.1. Résultats par équipes







	Equipe	Club								Total
--	--------	------	---	---	--	---	---	---	---	-------

25.2. Résultats individuels





	Gymnaste	Equipe	Anne e								Total
1	MOISSENET ELIOT *	Villeneuve sur yonne 1 (indiv) (indiv)	2003	10.7	8.9	10.9	10.5	10.5	0.0	51.5	

26. MASCULIN NIVEAU4 11 + . SA_DA (individuels)

26.1. Résultats par équipes

	Equipe	Club							Total
1	Athis Mons	91--Uso Athis Mons	34.9	37.4	37.7	33.9	38.1	0.0	182.0
2	Limours	91--Limours	36.6	31.6	33.1	32.9	37.9	0.0	172.1
3	Plessis paté	91--EGPP	34.1	32.2	33.2	33.4	35.1	0.0	168.0

26.2. Résultats individuels





	Gymnaste	Equipe	Anne e							Total
1	MATEUS BAPTISTE	Athis Mons	1999	11.8	12.5	12.8	10.9	13.0	0.0	61.0
2	SOUVESTRE QUENTIN	Athis Mons	1991	11.5	13.0	11.9	12.0	12.4	0.0	60.8
3	LAGRANGE ELLIOT	Athis Mons	1991	11.6	11.9	12.9	10.6	12.7	0.0	59.7
4	FERNANDES JULIEN	Limours	2000	12.4	12.2	10.9	9.8	12.6	0.0	57.9
5	ALLEK IDRIS	Athis Mons	2001	11.5	11.1	12.0	11.0	12.1	0.0	57.7
6	LIMOGES DAVID	Plessis paté	1997	11.6	11.1	11.8	11.1	11.8	0.0	57.4
7	ROSSIGNOL JULIEN	Plessis paté	2000	10.9	11.0	11.4	11.2	12.2	0.0	56.7
8	LEHMANN JULIEN	Limours	1998	12.4	8.5	10.5	11.6	12.2	0.0	55.2
9	FERRETTO FLAVIAN	Plessis paté	2004	11.6	10.1	10.0	11.1	11.1	0.0	53.9
10	LECOMTE JULES	Limours	1999	11.8	8.0	11.3	9.4	12.4	0.0	52.9
11	LOISEL DAMIEN	Athis Mons	1987	9.9	10.1	9.9	9.8	10.8	0.0	50.5
12	LEOST ETIENNE	Limours	1987	0.0	10.9	10.9	11.0	12.9	0.0	45.7
13	BRETEAUX MAXIME	Plessis paté	2006	8.0	7.0	7.7	10.2	8.2	0.0	41.1
14	LEHMANN BENJAMIN	Limours	2000	7.6	6.6	3.5	10.3	9.9	0.0	37.9
15	PHILIPPE MATTIS	Plessis paté	2004	6.3	0.0	9.9	10.2	6.7	0.0	33.1

27. FEMININ NIVEAU3 9-14 ans . SA_DA (individuels)

27.1. Résultats par équipes







	Equipe	Club					Total
--	--------	------	--	---	---	---	-------

27.2. Résultats individuels







	Gymnaste	Equipe	Annee					Total
1	CORREIA NINA *	St Chéron 1 (indiv) (indiv)	2004	10.2	12.0	12.1	11.5	45.8
2	SIMOES EVA *	St Chéron 1 (indiv) (indiv)	2003	10.5	9.8	12.3	11.4	44.0

28. MASCULIN ENCHAINEMENT 7-10 ans . SA_DA (individuels)

28.1. Résultats par équipes







	Equipe	Club							Total
1	Vigneux sur Seine	Vigneux sur Seine	35.3	0.0	4.9	38.2	20.5	0.0	98.9
2	Arpajon	91--Esr arpajon	19.7	0.0	0.0	35.0	34.8	0.0	89.5

28.2. Résultats individuels







	Gymnaste	Equipe	Anne e							Total
1	DIMET NOAH	Vigneux sur Seine	2009	9.4	0.0	0.0	10.9	8.8	0.0	29.1
2	THAVOT LEO	Vigneux sur Seine	2007	9.2	0.0	0.0	10.0	7.6	0.0	26.8
3	BOX ARNOULD MARIE	Vigneux sur Seine	2008	8.9	0.0	4.9	7.5	2.4	0.0	23.7
4	FERCHICHI AYMEN	Arpajon	2008	5.1	0.0	0.0	8.6	8.7	0.0	22.4
5	TERRASSON JOACHIM	Arpajon	2010	4.6	0.0	0.0	8.7	8.8	0.0	22.1
6	ZYAT RAYENE	Arpajon	2007	4.0	0.0	0.0	8.8	8.7	0.0	21.5
7	DEFOY ELIAS	Arpajon	2010	5.0	0.0	0.0	8.6	7.3	0.0	20.9
8	ROUSSEAU FILIPPINI ETHEN	Vigneux sur Seine	2007	9.4	0.0	0.0	9.8	1.4	0.0	20.6
9	DOUNIE VALENTINO	Arpajon	2008	0.0	0.0	0.0	8.9	8.6	0.0	17.5
10	ROUSSEAU FILIPPINI AXEL	Vigneux sur Seine	2010	8.6	0.0	0.0	3.0	1.7	0.0	13.3
11	DOS SANTOS MIGUEL	Arpajon	2010	5.0	0.0	0.0	0.0	7.6	0.0	12.6
12	6	Vigneux sur Seine	0	0.0	0.0	0.0	0.0	0.0	0.0	0.0

29. MASCULIN NIVEAU6 7-8 ans . SA_DA (individuels)

29.1. Résultats par équipes

	Equipe	Club							Total
1	VIGNEUX SUR SEINE ENCHAINEMENTS	VIGNEUX SUR SEINE ENCHAINEMENTS	35.0	0.0	10.0	32.8	4.6	0.0	82.4

29.2. Résultats individuels

	Gymnaste	Equipe	Anne e							Total
1	GUILLOMOT MERYL	VIGNEUX SUR SEINE ENCHAINEMENTS	2011	9.4	0.0	5.2	8.2	3.0	0.0	25.8
2	GALARDINI CHIARA	VIGNEUX SUR SEINE ENCHAINEMENTS	2011	9.6	0.0	4.8	8.2	1.6	0.0	24.2
3	MAMPIVETSE RAYAN	VIGNEUX SUR SEINE ENCHAINEMENTS	2011	8.6	0.0	0.0	8.1	0.0	0.0	16.7
4	BARDAJI MALIK	VIGNEUX SUR SEINE ENCHAINEMENTS	2011	7.4	0.0	0.0	8.3	0.0	0.0	15.7
5	5	VIGNEUX SUR SEINE ENCHAINEMENTS	0	0.0	0.0	0.0	0.0	0.0	0.0	0.0
6	6	VIGNEUX SUR SEINE ENCHAINEMENTS	0	0.0	0.0	0.0	0.0	0.0	0.0	0.0