





**Résultats de la compétition**  
*Régionaux IdeF*  
*Dreux*  
**17 et 18 mars 2018**

# 1. FEMININ NIVEAU4 11-18 ans . SA\_DA (individuels)

## 1.1. Résultats par équipes

	Equipe	Club					Total
1	A. Dreux	28--Alliance de dreux gymnastique	33.1	38.4	38.1	37.5	147.1
2	Houdan	78--Gym Club Houdanais	32.0	38.6	37.8	38.2	146.6
3	Cerny	91--Gymnastique sportive de cerny	32.6	36.6	38.3	37.7	145.2
4	Yerres	91--Gym club yerrois	32.6	37.8	37.3	37.3	145.0
5	Champigny	94--RSCChampigny gym	32.2	37.1	36.0	38.2	143.5
6	Charenton	94--Envol Gym	31.1	34.8	38.7	37.7	142.3
7	St pierre du perray	91--St Pierre du Perray	32.7	36.5	37.7	35.2	142.1
8	Les Clayes	78--Usmclayes sous bois gymnastique artistique	30.5	37.2	37.1	37.1	141.9
	Rungis	94--Rungis	30.8	37.6	36.4	37.1	141.9
10	Arpajon	91--Esr arpajon	31.5	35.3	37.7	37.2	141.7
11	Voisins	78--Voisins	30.3	36.8	35.9	37.8	140.8
12	Chilly Morangis	91--Cgmc	30.6	36.2	36.9	36.9	140.6
13	Plessis paté	91--EGPP	32.2	35.7	35.5	36.9	140.3
14	Montereau	77--Cs montereau	32.5	35.3	36.0	34.6	138.4
15	Brie comte robert	77--Scbgym	30.6	35.1	35.5	36.0	137.2
16	Nogent sur seine	10--Nogent sur Seine	29.8	32.7	37.1	36.8	136.4
17	Andrésy	78--Andrésy	30.0	33.3	32.7	34.3	130.3
18	Pontoise	95--SPG Pontoise	30.3	28.0	35.9	33.7	127.9
19	Lagny sur marne	77--Elan gymnique de lagny	0.0	0.0	0.0	0.0	0.0

## 1.2. Résultats individuels

	Gymnaste	Equipe	Annee					Total
1	MAULNY AGATHE	Cerny	2004	11.7	12.9	12.8	12.8	50.2
2	ANDRE MAGALLON MATHILDE	Yerres	2005	11.0	12.7	12.7	12.7	49.1
	MARTIN VIOLAINE	Houdan	2001	10.2	13.0	12.8	13.1	49.1
4	GRZELAK MATHILDE	A. Dreux	2004	11.2	11.9	13.0	12.9	49.0
5	TEMPIER ROXANE	Champigny	2000	11.1	12.5	12.7	12.6	48.9
6	SCHMITT DIANE	Houdan	2003	11.0	13.1	11.9	12.5	48.5
7	COLLET CELYA	A. Dreux	2001	11.0	12.3	12.7	12.4	48.4
	SEMBINELLI MAELYS	Voisins	2000	10.3	12.7	12.6	12.8	48.4
9	INACIO ELIA	Rungis	2002	11.1	12.1	12.3	12.8	48.3
10	GENISSON LUDIVINE	Yerres	2005	11.1	12.4	12.2	12.5	48.2
	JANNOT MAUREEN	Houdan	2002	10.8	12.5	12.3	12.6	48.2
12	MARSAT LOUISE	St pierre du perray	1999	9.9	12.8	12.6	12.8	48.1
13	KUCIA SABRINA	A. Dreux	2001	10.3	13.1	12.4	12.1	47.9
14	PLUMEL MELINE	St pierre du perray	2001	11.4	12.2	12.7	11.4	47.7
15	FERENBACH ELSA	A. Dreux	2004	10.9	12.5	12.0	12.2	47.6
	RAMOND LENA	Arpajon	2003	10.5	12.0	12.4	12.7	47.6
17	BUSSEROLLE SOLINE	Les Clayes	2002	9.6	12.8	12.5	12.6	47.5
	DEMET SASHA	Arpajon	2005	10.7	12.0	13.2	11.6	47.5
19	RANAIS ADRIAN MIALY	Les Clayes	2003	10.5	12.6	12.4	11.9	47.4
	VERNAULT JASMINE	Pontoise	2002	11.0	11.3	13.1	12.0	47.4
	LECLERCQ ENOLA	Rungis	1999	10.2	12.7	12.3	12.2	47.4
	AREZKI AUREORE	Nogent sur seine	2000	10.2	12.2	12.6	12.4	47.4
23	MITAINE VICTOIRE	Charenton	2001	10.0	11.7	13.0	12.6	47.3

24	TERREIL MANON	Plessis paté	2001	10.8	11.9	11.9	12.4	47.0
	GOBIN JEANNE	Charenton	2002	10.3	11.4	12.9	12.4	47.0
26	ROVEYAZ CLEMENCE	Montereau	2000	10.4	12.2	12.2	12.1	46.9
	MILLET-GRUET ALICIA	Champigny	2001	10.1	12.1	11.8	12.9	46.9
	SANDRIN CLARA	Houdan	2005	9.9	12.2	12.7	12.1	46.9
29	ROGER LUCILLE	Cerny	2003	9.6	12.0	12.7	12.5	46.8
	VERHOESTRATE EMMA	Chilly Morangis	2003	9.8	11.9	12.7	12.4	46.8
31	TARDIF TIFAINE	Plessis paté	2002	10.8	11.9	11.7	12.2	46.6
	MATHEUS MAEVA	Cerny	2001	10.0	11.7	12.8	12.1	46.6
	SAMBA FOUANI ROMANE	Yerres	2004	10.5	12.4	12.4	11.3	46.6
	GY MAELYS	Chilly Morangis	2002	10.2	12.3	11.9	12.2	46.6
	ECOLIVET CHARLENE	Voisins	2000	10.2	12.2	11.6	12.6	46.6
	GILLOURY ANNE	Champigny	2000	10.7	12.5	10.7	12.7	46.6
37	REAUTHY JUSTINE	Brie comte robert	2001	9.4	12.1	12.2	12.6	46.3
38	BAHON LEONIE	Rungis	2002	9.5	12.8	11.8	12.1	46.2
39	CORRE STACY	A. Dreux	2003	9.9	12.8	12.0	11.4	46.1
	CHERISTIN MAYLEEN	Montereau	2004	11.2	12.1	11.5	11.3	46.1
41	DA SILVA LOLA	Yerres	2001	10.3	12.7	11.5	11.5	46.0
42	LANSADE JEANNE	Arpajon	2001	10.3	11.2	12.1	12.3	45.9
43	BERNASCONI CHLOE	Plessis paté	2001	10.0	11.9	11.6	12.3	45.8
	HERTIG LUCIE	Brie comte robert	2000	10.4	12.3	10.7	12.4	45.8
	BARBET ANOUK	Voisins	2000	9.8	11.9	11.7	12.4	45.8
46	BEAUVAIS MAELYS	St pierre du perray	2000	10.7	11.5	12.4	11.0	45.6
47	HARANG MEGANE	Cerny	1999	10.4	10.7	12.6	11.8	45.5
	LECOMTE MARGOT	Chilly Morangis	2001	10.2	11.3	12.2	11.8	45.5
49	HARDY TIPHAINE	Les Clayes	2003	10.4	11.7	10.9	12.3	45.3
	BRISSE JEANNE	Andrézy	2001	10.3	11.8	11.8	11.4	45.3
51	VADOT MARINE	Cerny	2002	10.5	10.9	11.4	12.4	45.2
52	HUMERY AMELIE	Les Clayes	2002	9.5	11.8	12.2	11.6	45.1
	RIBEIRO ELSA	Brie comte robert	2001	10.8	10.7	12.6	11.0	45.1
54	VERGNAUD CLARA	Yerres	2000	10.1	11.8	11.0	12.1	45.0
55	COCHET JULIE	Chilly Morangis	2003	10.0	11.7	10.8	12.3	44.8
56	AUFFROY CELESTINE	Charenton	2001	10.5	11.2	12.8	10.2	44.7
57	MALHOMME ILLIANA	Charenton	2003	9.2	11.7	12.1	11.6	44.6
	VESAN JEANNE	Charenton	2002	10.3	9.1	12.5	12.7	44.6
59	MANDELBAUM CHARLOTTE	St pierre du perray	2000	10.5	11.5	12.0	10.5	44.5
60	SAINTINI SHARYSSE	Champigny	2003	10.4	10.8	11.5	11.7	44.4
61	JOURNAUX AMANDINE	St pierre du perray	2000	10.6	11.4	11.5	10.6	44.1
62	CORNEILLAN AURYANN	Montereau	2003	10.5	11.0	12.0	10.5	44.0
63	DERHORE APOLLINE	Arpajon	2002	10.3	11.3	10.1	12.2	43.9
64	TEMPREMENT MAELEEN	Montereau	2004	10.8	9.9	11.8	11.2	43.7
65	COLLINET MARINE	Plessis paté	2000	10.6	10.2	11.9	10.6	43.3
66	MADEC TIFENN	Les Clayes	2005	9.6	11.2	10.2	12.2	43.2
	CLERIN ELSA	Nogent sur seine	2002	9.5	9.6	12.6	11.5	43.2
68	GAILLARD LAURA	Andrézy	2003	10.4	11.0	10.0	11.6	43.0
69	RETROU LEA	Plessis paté	2001	10.2	10.7	11.7	9.7	42.3
70	PINTO AMELYS	Chilly Morangis	2000	10.2	12.0	12.0	7.9	42.1
71	JANNIERE EULALIE	Voisins	2000	9.7	9.8	11.6	10.9	42.0
	BLANC MAELLE	Andrézy	2003	9.3	10.5	10.9	11.3	42.0
73	BELONDRADE JULIE	Pontoise	2002	9.6	11.1	11.6	9.5	41.8
	DUBOS JULIETTE	Voisins	2002	9.4	11.1	9.4	11.9	41.8
75	L HUILLIER NAUDIN CHLOE	Nogent sur seine	2003	10.1	10.9	8.1	12.5	41.6
76	EBANAT INGauta LYSE DAHLIA	Champigny	2002	10.0	11.7	8.3	10.8	40.8
77	BAIRI LAURA	Pontoise	2003	9.7	0.0	11.2	11.8	32.7
	DUBREUIL OLIVIA	Nogent sur seine	2002	8.9	0.0	11.9	11.9	32.7





79	DUBREUIL JOHANNA	Nogent sur seine	2000	0.0	4.3	11.1	11.0	26.4
80	SCHERMESSER JULIETTE	Pontoise	1999	9.5	0.0	10.5	0.0	20.0
81	LUKIC SARAH	Pontoise	2000	0.0	5.6	0.0	9.9	15.5
82	DE SAINT CHARTRIER MANON	Brie comte robert	2000	0.0	7.8	0.0	0.0	7.8
83	PIAUD ROMANE	Arpajon	2001	0.0	0.0	0.0	0.0	0.0
	LEFEVRE LOLA	Montereau	2000	0.0	0.0	0.0	0.0	0.0
	BENAÏCHA JENNA	Rungis	1999	0.0	0.0	0.0	0.0	0.0
	VIOLAS ANAELLE	Rungis	2001	0.0	0.0	0.0	0.0	0.0
	BOUVARD GARANCE	Lagny sur marne	2004	0.0	0.0	0.0	0.0	0.0
	CAPESTAN MARIE	Lagny sur marne	2004	0.0	0.0	0.0	0.0	0.0
	CORMIER CALYSSA	Lagny sur marne	2004	0.0	0.0	0.0	0.0	0.0
	DE LUTIS ISAURE	Lagny sur marne	2000	0.0	0.0	0.0	0.0	0.0
	POITEVIN BERENICE	Lagny sur marne	2000	0.0	0.0	0.0	0.0	0.0
	LEBLANC LISA	Brie comte robert	1999	0.0	0.0	0.0	0.0	0.0
	TOMBOIS JULIE	Andrésy	2001	0.0	0.0	0.0	0.0	0.0

## 2. FEMININ NIVEAU3 11-18 ans . SA\_DA (individuels)

### 2.1. Résultats par équipes

	Equipe	Club					Total
1	Les Clayes	78--Usmclayes sous bois gymnastique artistique	32.1	37.4	36.3	38.0	143.8
2	Plaisir	78--Etoile gymnique plaisiroise	32.6	34.9	35.4	38.0	140.9
3	Fresnes	94--A.A.S. FRESNES	33.0	36.3	34.7	36.8	140.8
4	Brie comte robert	77--Scbgym	31.6	36.5	34.7	36.7	139.5
5	Vaires	77--Us Vaires	31.9	33.8	34.7	36.8	137.2
6	Lagny sur marne	77--Elan gymnique de lagny	32.3	34.4	34.3	35.6	136.6
7	Andrésy	78--Andrésy	30.9	34.3	33.6	36.1	134.9
8	Houdan	78--Gym Club Houdanais	32.7	33.0	29.9	36.9	132.5
9	Montereau	77--Cs montereau	29.1	33.7	34.0	35.2	132.0
10	Yerres	91--Gym club yerrois	31.4	35.0	29.2	34.8	130.4
11	Bray	77--Club sportif braytois	29.1	31.2	31.1	36.5	127.9
12	Dammarie	77--Etoile sportive de dammarie les lys	21.9	22.8	24.0	22.4	91.1





### 2.2. Résultats individuels

	Gymnaste	Equipe	Annee					Total
1	GARDEBIEN TIANA	Fresnes	2001	12.2	13.4	12.4	12.0	50.0
2	DEBOVES VICTORIA	Houdan	2003	11.9	12.4	12.5	12.1	48.9
3	ABDOUL MELLECK MAYLIS	Les Clayes	2002	11.3	12.0	12.7	12.7	48.7
	FRANJAUD CECILE	Dammarie	2002	11.2	11.8	13.2	12.5	48.7
5	RIVIERE MARIE	Les Clayes	1999	10.3	12.7	11.9	13.2	48.1
6	PENSO KELLY	Plaisir	2001	11.1	12.0	11.8	12.6	47.5
	CHERON CHLOE	Brie comte robert	2002	10.9	12.6	11.4	12.6	47.5
8	KHAMMAME MANON	Plaisir	2002	10.6	11.5	12.2	12.8	47.1
9	THIRAVONG MEYNO	Fresnes	2006	10.3	11.6	12.0	13.0	46.9
10	TARRIS ENOLA	Lagny sur marne	2000	10.5	11.3	12.1	12.9	46.8
11	JARRIER-STETTIN JULIE	Les Clayes	2000	10.1	12.7	11.7	12.1	46.6
12	BOISSEAU ANAËLLE	Vaires	2003	10.9	10.6	11.5	12.8	45.8
13	MADOURI LOUANE	Andrésy	2006	10.9	11.5	12.0	11.3	45.7
14	LAPOSI AMBRE	Plaisir	2001	10.0	11.4	11.4	12.6	45.4
	ALCHOURROUN MARGOT	Vaires	2000	10.0	11.4	11.8	12.2	45.4
16	LIBERMANN INES	Lagny sur marne	2003	11.1	11.1	11.7	11.4	45.3
	POMMERELL KIARA	Brie comte robert	2001	9.8	11.3	11.7	12.5	45.3
18	GOSSE FANNY	Brie comte robert	2001	10.5	11.6	11.6	11.5	45.2
19	GROISNE BLANDINE	Andrésy	2003	9.5	11.5	12.0	12.1	45.1
20	ROSSIN JULIETTE	Montereau	2002	9.6	11.9	11.2	11.7	44.4
21	RIVIERE MARIANNE	Montereau	1999	9.4	11.2	12.1	11.4	44.1
	POIRIER MARGAUX	Yerres	2001	10.7	12.0	9.0	12.4	44.1
23	CHATELIER AMANDINE	Vaires	2003	10.2	10.6	11.4	11.8	44.0
24	DELONDRE LOANE	Vaires	2006	10.8	10.0	11.2	11.5	43.5
	LEPROUX MARINE	Brie comte robert	2001	10.2	12.3	9.4	11.6	43.5
26	KASPER MARINE	Fresnes	2003	10.3	11.3	10.3	11.4	43.3
27	LEGO LAURA	Les Clayes	2002	9.5	11.0	11.7	10.9	43.1





	SKOCZEK SOLENE	Lagny sur marne	2002	10.6	12.0	9.3	11.2	43.1
	DOUILLARD LOISCIA	Bray	2001	10.1	10.4	9.8	12.8	43.1
30	BOILEAU DORIANE	Fresnes	2002	10.5	10.7	9.9	11.8	42.9
31	MEMBRIVES MELANIE	Montereau	2001	9.7	10.3	10.7	12.1	42.8
32	SAUTET DIANE	Plaisir	2001	10.9	10.6	9.4	11.8	42.7
	DOLLOIS GAELLE	Vaires	2002	10.0	11.8	10.0	10.9	42.7
	SKOCZEK MARION	Lagny sur marne	2000	10.6	11.0	9.8	11.3	42.7
	TEIXEIRA LINA	Houdan	2002	10.7	10.9	9.0	12.1	42.7
36	MACE MATHILDE	Lagny sur marne	2000	10.4	11.0	10.5	10.6	42.5
37	AUBURSIN MARION	Dammarie	2001	10.7	11.0	10.8	9.9	42.4
38	ROUCHY FANNY	Andrésy	2003	9.7	10.9	8.7	12.7	42.0
39	RIBEIRO MANON	Bray	1999	9.1	10.7	11.0	10.7	41.5
40	CANDAS CAMILLE	Yerres	2000	9.6	12.0	7.4	12.0	41.0
41	FORTIN CAMILLE	Houdan	2004	10.1	9.7	8.4	12.7	40.9
42	SCATTOLINI THEA	Montereau	2000	9.8	10.6	10.2	10.0	40.6
43	FAUS EMMA	Montereau	2000	9.5	10.5	9.6	10.8	40.4
44	CLOIX ZOE	Yerres	2000	10.5	10.5	8.8	10.4	40.2
	LOSSOUARN LUCIE	Bray	2004	9.5	8.3	10.1	12.3	40.2
46	PONE CANDICE	Yerres	2001	10.2	10.9	9.3	9.4	39.8
47	SOUCHET NEUMAN MORGANE	Les Clayes	2002	10.5	11.4	6.3	11.5	39.7
48	GOUDAL CHLOE	Bray	2005	9.4	10.1	9.7	10.1	39.3
49	BANOS MAEVA	Bray	2003	9.5	4.2	10.0	11.4	35.1
50	ROBINE PAULINE	Yerres	2000	9.7	11.0	10.9	0.0	31.6
51	VERMAUT SARAH	Andrésy	2000	10.3	11.3	9.6	0.0	31.2
52	FILLEAU EMELINE	Brie comte robert	2001	0.0	0.0	0.0	0.0	0.0
	VIOLAS MARIE	Fresnes	2003	0.0	0.0	0.0	0.0	0.0
	GOBY CHARLOTTE	Dammarie	2000	0.0	0.0	0.0	0.0	0.0
	MICHEL MAEVA	Andrésy	2003	0.0	0.0	0.0	0.0	0.0
	AUGER LUCIE	Houdan	2004	0.0	0.0	0.0	0.0	0.0

### 3. FEMININ NIVEAU2 11 + . SA\_DA (individuels)

#### 3.1. Résultats par équipes







	Equipe	Club					Total
1	A. Dreux	28--Alliance de dreux gymnastique	35.9	34.1	38.0	37.9	145.9
2	Pontoise	95--SPG Pontoise	33.1	33.9	36.1	35.8	138.9
3	Morsang sur orge	91--Morsang sur Orge	34.4	31.1	36.9	36.2	138.6
4	Eragny	95--Gsa eragny	31.8	33.7	36.1	35.6	137.2
5	Montereau	77--Cs montereau	34.2	30.9	33.3	37.8	136.2
6	Gargenville	78--Espérance de gargenville	34.2	29.0	35.2	35.9	134.3
7	Breuillet	91--Breuillet	34.4	28.6	34.6	35.5	133.1

#### 3.2. Résultats individuels

	Gymnaste	Equipe	Annee					Total
1	PROUTEAU MARINE	Morsang sur orge	1996	12.0	11.7	12.9	13.2	49.8
2	BROCHARD CORALIE	A. Dreux	2000	12.0	11.3	12.7	12.5	48.5
3	DAVOLI OLLIA	A. Dreux	1995	11.8	10.4	12.9	13.1	48.2
	RONGIER MARJOLAINE	Pontoise	1998	10.6	12.3	12.5	12.8	48.2
5	SAUPIN CLARINE	Eragny	1998	11.6	10.7	12.7	13.1	48.1
6	CHAMARET MARION	A. Dreux	1994	11.8	11.2	12.4	12.3	47.7
7	ROBLIN MARIANNE	A. Dreux	1994	12.1	11.6	11.1	12.2	47.0
8	LEBETTRE MANON	Pontoise	1994	10.8	12.6	11.0	11.3	45.7
9	CRUL CORALIE	Breuillet	1989	12.2	10.2	11.3	11.8	45.5
10	SIMON FLORE	Breuillet	1995	11.7	10.6	12.2	10.8	45.3
11	GOLLIAU LUCILLE	Montereau	1997	12.5	9.8	9.7	13.1	45.1
	PHIBEL LORETTA	Montereau	2004	10.7	10.7	11.2	12.5	45.1
13	TONDI ORIANE	Gargenville	1995	11.5	9.8	12.4	11.1	44.8
14	ALLIO GWENDOLINE	Gargenville	1999	11.4	9.6	11.5	12.2	44.7
15	BERNAT CATHY	Pontoise	1994	11.1	9.0	12.6	11.7	44.4
16	ANSART COLINE	Morsang sur orge	1994	11.3	9.3	11.8	11.7	44.1
17	JANICHON CORALINE	Eragny	1998	9.9	10.9	11.2	11.6	43.6
18	HAMMOU SARAH	Morsang sur orge	2001	11.1	8.9	12.2	11.3	43.5
19	LOURME ELODIE	Gargenville	2000	11.3	9.1	10.4	12.6	43.4
20	SERRE CHLOE	Montereau	1999	10.9	7.5	12.2	12.2	42.8
21	KERRIEN MARION	Gargenville	1998	10.6	9.6	11.3	11.1	42.6
22	VALENCE ASHLEY	Montereau	2002	10.8	10.4	9.9	10.8	41.9
23	BOURRE ROMANE	Breuillet	2003	10.1	7.8	11.1	12.8	41.8
24	LEGROUX ADELINE	Morsang sur orge	1982	10.7	10.1	11.3	9.2	41.3
25	RAJAOFERISON AMY	Breuillet	2002	10.5	7.3	10.8	10.9	39.5
26	PHILIPPE MATHILDE	Eragny	1989	9.8	12.1	12.2	0.0	34.1
27	TONDI LORENE	Gargenville	1998	10.9	9.2	9.8	2.9	32.8
28	LAVIGNE LEA	Pontoise	2001	11.2	0.0	10.3	10.9	32.4
29	CASTANS APOLLINE	Eragny	1994	10.3	0.0	11.0	10.9	32.2
30	PANTALACCI APOLLINE	Pontoise	2001	10.2	0.0	10.0	0.0	20.2
31	LETAIEF LILOU	Montereau	1998	0.0	0.0	9.9	0.0	9.9
32	BEAUJON MANON	Eragny	1997	0.0	0.0	0.0	0.5	0.5
33	REGULUS CYRIELLE	Morsang sur orge	2003	0.0	0.0	0.0	0.0	0.0

## 4. MASCULIN NIVEAU2 11 + . SA\_DA (individuels)

### 4.1. Résultats par équipes

	Equipe	Club							Total
1	Champigny	94--RSCChampigny gym	34.0	32.4	35.6	35.3	34.0	31.8	203.1
2	Andrésy	78--Andrésy	33.6	29.9	34.9	38.3	35.3	30.0	202.0
3	Beauchamp	95--Arabesque gymnique Beauchamp	26.2	26.3	19.2	36.9	30.0	29.8	168.4

### 4.2. Résultats individuels

	Gymnaste	Equipe	Anne e							Total
1	VARNES MATHIS	Champigny	1995	13.1	12.0	12.7	12.1	12.3	11.2	73.4
2	PASTEN JONATHAN	Andrésy	1985	10.8	10.9	13.6	12.8	12.4	11.2	71.7
3	VARNES FREDERIC	Champigny	1968	9.3	7.8	11.1	11.0	11.9	11.1	62.2
4	GHALMI MATHIEU	Andrésy	1989	10.5	5.9	10.3	12.6	12.2	9.6	61.1
5	OZIER LAFONTAINE DYLAN *	Gargenville 1 (indiv) (indiv)	1996	11.0	9.3	5.6	14.2	8.9	11.0	60.0
6	FAUCHIER MAXENCE	Beauchamp	1999	12.0	7.7	7.4	12.4	10.0	10.0	59.5
7	PETIT YLIAN *	Plaisir 1 (indiv) (indiv)	1996	12.0	8.4	8.6	12.0	8.2	9.7	58.9
8	PIARULLI THOMAS	Champigny	1992	8.4	9.2	11.8	10.7	9.8	8.6	58.5
9	PRIOTON GUENAEL	Beauchamp	2000	9.0	10.7	3.9	12.8	11.0	9.0	56.4
10	MANIEZ CAMILLE	Champigny	2000	0.0	11.2	10.0	11.8	8.1	9.5	50.6
11	MARTINEZ KILLIAN	Champigny	2001	11.6	4.3	5.4	11.4	8.1	8.2	49.0
12	SABUCO THOMAS	Andrésy	2005	11.9	8.9	0.0	12.3	10.7	0.0	43.8
13	CRABOS BERTRAND *	Gargenville 1 (indiv) (indiv)	1982	9.5	3.2	3.5	11.0	6.2	9.5	42.9
14	DARRIGADE THEO	Andrésy	2003	10.9	9.4	9.4	12.9	0.0	0.0	42.6
15	CHEVROT NICOLAS	Andrésy	1999	0.0	9.6	5.2	10.7	7.8	9.2	42.5
16	PRIOTON MORGAN	Beauchamp	1997	5.2	7.9	0.0	11.7	5.9	0.0	30.7
17	MASSE ANTOINE	Beauchamp	1995	0.0	0.0	7.9	0.0	9.0	10.8	27.7



## 5. MASCULIN NIVEAU4 11 + . SA\_DA (individuels)

### 5.1. Résultats par équipes

	Equipe	Club							Total
1	Athis Mons	91--Uso Athis Mons	33.9	36.0	36.5	35.5	38.2	34.4	214.5
2	Beauchamp	95--Arabesque gymnique Beauchamp	33.0	34.1	36.4	33.5	35.5	34.3	206.8
3	Rungis	94--Rungis	33.4	31.6	34.2	34.1	35.1	32.2	200.6
4	Limours	91--Limours	32.5	33.0	30.8	34.5	33.5	31.0	195.3
5	Plessis paté	91--EGPP	32.1	32.0	31.9	32.8	32.4	27.5	188.7
6	Champigny	94--RSCChampigny gym	24.8	21.6	27.3	33.9	30.6	26.1	164.3
7	Chatou	78--Chatou DynaGym	21.0	20.9	23.1	23.5	20.2	30.9	139.6





### 5.2. Résultats individuels

	Gymnaste	Equipe	Année							Total
1	SOUVESTRE QUENTIN	Athis Mons	1991	11.0	12.2	12.0	12.4	12.7	11.2	71.5
2	LAGRANGE ELLIOT	Athis Mons	1991	10.1	12.3	11.8	11.4	13.0	11.8	70.4
3	MATEUS BAPTISTE	Athis Mons	1999	11.5	10.8	12.7	11.1	12.3	11.4	69.8
4	BENDJABALLAH MOHAMED	Chatou	1999	12.1	11.5	11.8	12.6	9.9	11.7	69.6
5	VIEILLE ANTOINE	Beauchamp	1995	10.8	11.7	12.0	11.2	12.1	11.6	69.4
6	COSSONNET REMY	Beauchamp	1988	11.0	10.9	11.7	11.0	12.5	11.2	68.3
	FERNANDES JULIEN	Limours	2000	11.7	11.2	11.4	12.1	11.5	10.4	68.3
8	ALLEK IDRIS	Athis Mons	2001	11.4	11.5	11.8	11.7	12.5	9.3	68.2
9	PINHEIRO CORENTIN	Beauchamp	1994	10.4	11.1	12.7	11.1	10.5	11.4	67.2
10	ROSSIGNOL JULIEN	Plessis paté	2000	9.6	11.4	10.7	12.0	12.5	10.9	67.1
11	LEHMANN JULIEN	Limours	1998	10.4	10.9	9.4	11.9	12.0	11.6	66.2
12	VIEIRA-PINHEIRA LEO	Rungis	2002	11.1	11.1	10.8	11.1	12.0	9.9	66.0
13	LE GUYADER VINCENT	Rungis	1998	10.2	11.4	11.4	11.8	11.2	9.8	65.8
14	LEONARD ALEXIS	Beauchamp	1993	11.2	10.1	10.7	11.2	10.9	11.3	65.4
15	BERNARD FABIEN	Rungis	1989	11.2	8.4	11.1	11.2	10.9	10.6	63.4
16	BOLE-FEYSOT YANN	Chatou	1971	8.9	9.4	11.3	10.9	10.3	11.6	62.4
17	PINERO KEVIN	Champigny	1998	8.8	8.4	10.7	12.0	11.1	11.1	62.1
18	LECOMTE JULES	Limours	1999	10.4	10.9	10.0	10.5	10.0	9.0	60.8
19	CERRA ALEXANDRE	Beauchamp	1996	9.4	11.3	10.1	10.5	9.5	8.9	59.7
20	POUBANNE PHILIPPE	Rungis	1961	6.7	4.3	11.7	10.8	11.9	11.4	56.8
21	FERRETTO FLAVIAN	Plessis paté	2004	11.6	9.3	9.2	10.1	8.2	6.9	55.3
22	LIMOGES DAVID	Plessis paté	1997	10.9	11.3	12.0	0.0	11.7	9.3	55.2
23	BOYER MATHIEU	Champigny	2002	7.3	7.9	10.8	10.7	9.7	6.6	53.0
24	FAURE THEO	Rungis	2002	11.1	9.1	10.5	0.0	10.3	10.2	51.2
25	RAKOTOMALALA SYLVAIN	Champigny	1999	8.7	5.3	5.8	11.2	9.8	8.4	49.2
26	PHILIPPE MATTIS	Plessis paté	2004	8.2	6.6	8.7	9.7	7.5	7.3	48.0
27	BRETEAUX MAXIME	Plessis paté	2006	8.2	7.2	4.7	10.7	6.6	5.4	42.8
28	RON SIN MICKAEL	Chatou	1978	0.0	0.0	0.0	0.0	0.0	7.6	7.6
29	LOISEL DAMIEN	Athis Mons	1987	0.0	0.0	0.0	0.0	0.0	0.0	0.0
	HAKEM ALI	Champigny	2002	0.0	0.0	0.0	0.0	0.0	0.0	0.0
	RAKOTOMALALA GUILLAUME	Champigny	1996	0.0	0.0	0.0	0.0	0.0	0.0	0.0
	CHARRIER MARIN	Chatou	1991	0.0	0.0	0.0	0.0	0.0	0.0	0.0
	MARQUES HELIO	Chatou	1988	0.0	0.0	0.0	0.0	0.0	0.0	0.0





LEHMANN BENJAMIN	Limours	2000	0.0	0.0	0.0	0.0	0.0	0.0	0.0	0.0
LEOST ETIENNE	Limours	1987	0.0	0.0	0.0	0.0	0.0	0.0	0.0	0.0

## 6. FEMININ NIVEAU4 11 + . SA\_DA (B) (individuels)

### 6.1. Résultats par équipes

	Equipe	Club					Total
1	Ecuelles	77--Adsce gym	32.1	38.2	34.9	36.5	141.7
2	Menucourt	95--Gym menucourtoise	32.6	36.2	35.1	35.8	139.7
3	Boulogne	92--Boulogne	31.8	35.5	35.7	35.6	138.6
4	Vaires	77--Us Vaires	31.7	35.3	35.9	35.3	138.2
5	Voisins	78--Voisins	31.6	36.9	33.2	36.2	137.9
6	Conflans 1	78--PLM C Gym	31.0	37.2	33.6	35.2	137.0
7	Orsay	91--Caorsay	32.6	34.7	32.4	36.3	136.0
8	Conflans 2	78--PLM C Gym	30.9	36.0	34.0	35.0	135.9
9	Rungis	94--Rungis	31.2	30.9	30.5	35.7	128.3
10	St Germain Laval	77--GCSGL	29.7	29.8	29.2	32.6	121.3





### 6.2. Résultats individuels

	Gymnaste	Equipe	Annee					Total
1	BOZEC SARAH	Ecuelles	1998	11.0	12.5	11.8	12.6	47.9
2	SONNEFRAUD CHLOE	Ecuelles	2002	10.6	13.1	11.6	12.2	47.5
3	BENEZECH MAELLE	Menucourt	2001	11.3	12.2	11.6	12.3	47.4
4	RELOUZAT PRICILIA	Menucourt	2003	10.9	12.0	12.1	12.1	47.1
5	EGGER ELEONORE	Conflans 1	1998	10.0	12.8	11.9	12.2	46.9
6	GHIRINGHELLI CHARLINE	Conflans 2	1993	10.1	12.6	12.0	12.1	46.8
7	GAUDY MANON	Ecuelles	2001	10.5	12.6	11.5	11.7	46.3
	PLANQUE MAUD	Voisins	2002	10.9	12.1	10.6	12.7	46.3
9	SERRET DIANA	Boulogne	1992	10.0	12.0	12.2	12.0	46.2
10	ROLLAND MANON	Orsay	2001	10.5	12.2	10.9	11.9	45.5
11	THOMAS ANNE	Vaires	2000	9.8	12.3	11.5	11.8	45.4
12	LEMOINE LEA	Menucourt	1993	10.4	12.0	11.4	11.4	45.2
	OUZEROUAL ASMA	Boulogne	2004	10.7	11.7	11.2	11.6	45.2
14	SALMONT PAULINE	Conflans 1	1998	10.9	11.7	11.6	10.9	45.1
	PAYSAN INES	Orsay	2001	10.2	12.2	10.6	12.1	45.1
16	BEATRIZ LEA	Conflans 2	1998	10.4	11.9	10.9	11.8	45.0
	GARNIER MAUD	Voisins	1997	9.3	12.4	11.8	11.5	45.0
18	LECLERC DORIANE	Rungis	1997	10.7	11.7	10.1	11.9	44.4
19	OLANIER ALICIA	Vaires	2000	10.4	10.0	12.4	11.5	44.3
	MARIENNE MARIE	Ecuelles	1978	10.5	11.3	11.4	11.1	44.3
21	GICQUERE ANAELLE	Vaires	2001	9.6	12.4	11.1	11.1	44.2
	VAURES ZAWADZKA JOHANNA	Voisins	2000	9.8	12.3	10.7	11.4	44.2
	PEREZ FREDERIQUE	Boulogne	2002	10.5	11.8	12.0	9.9	44.2
24	SAILLY AUDREY	Conflans 2	1986	10.3	11.5	11.1	11.1	44.0
25	COLLEONI CLARA	Conflans 1	1999	9.9	12.1	10.1	11.7	43.8
26	GOURGUES LOLA	St Germain Laval	2000	9.4	11.3	11.3	11.6	43.6
27	ROBREAU LOHANA	Conflans 1	2000	10.1	12.3	9.7	11.3	43.4
28	FOUCHET EMILIE	Orsay	1999	11.0	9.8	10.2	12.3	43.3
29	LE COQ LENA	Vaires	1996	10.5	10.6	10.1	12.0	43.2
30	CARRERE MAELLE	Voisins	2002	10.9	9.3	10.7	11.9	42.8
31	BELMONTE MAELLE	Rungis	1996	10.7	8.8	11.0	12.1	42.6
32	HERBERT CHARLOTTE	Orsay	2003	11.1	9.9	10.9	10.0	41.9
33	HERTZOG MARION	Boulogne	2001	10.2	7.7	11.5	12.0	41.4





	PAVIE SEVERINE	Boulogne	1997	10.6	10.7	9.6	10.5	41.4
35	EURIN ELISE	Orsay	2002	10.3	10.3	9.4	11.2	41.2
36	LOOS CHRISTINE	Rungis	1991	9.5	10.4	8.0	11.1	39.0
37	RODIEN JULIE	St Germain Laval	1994	10.1	9.0	9.2	10.4	38.7
38	OLLIEL JESSICA	St Germain Laval	2003	9.7	9.5	8.7	10.6	38.5
39	BARBOT AURELIE	Rungis	1995	9.8	8.4	8.0	11.7	37.9
40	REITER PAULINE	Rungis	1995	9.7	6.4	9.4	10.5	36.0
41	LEAO SOPHIE	Voisins	1994	0.0	12.2	10.5	11.6	34.3
42	PIOLA JUSTINE	Vaires	1994	10.8	9.4	12.0	0.0	32.2
43	SAID MELANIE	Ecuelles	1994	0.0	10.0	10.4	9.3	29.7
44	BENTZ MARIE ODILE	St Germain Laval	1986	9.9	0.0	8.3	9.6	27.8
45	SALMONT JOHANA	Conflans 2	1996	0.0	10.5	10.2	0.0	20.7
46	CORREC LUCILE	Conflans 2	1991	10.2	0.0	9.7	0.0	19.9
47	KARAMPOURNIS HELENE	Menucourt	1993	0.0	11.6	0.0	0.0	11.6
48	LE BOMIN JANEL	St Germain Laval	2002	0.0	0.0	0.0	0.0	0.0
	PICHON ADELINE	Menucourt	1992	0.0	0.0	0.0	0.0	0.0

## 7. FEMININ NIVEAU3 11 + . SA\_DA (individuels)

### 7.1. Résultats par équipes

	Equipe	Club					Total
1	Athis Mons	91--Uso Athis Mons	35.2	37.9	38.2	38.0	149.3
2	Rungis	94--Rungis	35.6	37.6	36.6	37.3	147.1
3	Plessis paté	91--EGPP	34.7	37.9	37.0	36.5	146.1
4	Arpajon	91--Esr arpajon	33.0	37.0	36.8	37.4	144.2
5	Vaires 2	77--Us Vaires	33.6	37.1	36.6	34.9	142.2
6	Lieusaint	77--CERCLE GYMNIQUE LIEUSAINTAIS	36.1	34.9	37.4	33.6	142.0
7	Chilly Morangis	91--Cgmc	32.6	35.1	36.9	37.1	141.7
8	Andrézy	78--Andrézy	33.3	37.9	35.8	34.0	141.0
9	Vaires 1	77--Us Vaires	32.2	36.3	35.2	34.1	137.8
10	Eragny	95--Gsa eragny	31.5	36.2	36.8	32.8	137.3
11	Houilles	78--Avant-Garde de Houilles	32.6	34.9	34.5	33.5	135.5
12	St Germain Laval	77--GCSGL	22.2	21.1	21.9	22.5	87.7





### 7.2. Résultats individuels

	Gymnaste	Equipe	Annee					Total
1	GRAUS NICOLE	Athis Mons	1990	12.3	13.6	13.5	13.1	52.5
2	HORDE CHARLINE	Rungis	1997	12.2	12.7	12.9	12.5	50.3
3	CHARBONNIER CORALIE	Lieusaint	2002	12.5	12.6	13.3	11.2	49.6
4	POTTIN CASSANDRE	Plessis paté	2001	11.7	12.9	12.6	12.2	49.4
5	RIBEIRO MARIANNE	Athis Mons	2001	11.7	13.0	12.1	12.4	49.2
6	CUCOLAS IONELA	Plessis paté	1993	11.3	13.2	12.5	12.0	49.0
	CASTANHEIRA ROXANE	Lieusaint	1992	12.7	12.3	12.3	11.7	49.0
8	NOWICKI CLAIRE	Chilly Morangis	2002	10.9	12.1	13.0	12.7	48.7
9	MARCHIORI CLAIRE	Rungis	1985	11.8	12.7	11.7	12.4	48.6
10	VEAU JUSTINE	Houilles	1991	11.3	12.3	12.4	12.5	48.5
11	MERCHEZ LEONIE	Arpajon	2004	10.5	12.5	12.5	12.4	47.9
	PARC AMELIE	Vaires 2	1999	11.3	12.6	12.0	12.0	47.9
13	DEBAT MARION	Andrézy	1996	11.2	12.5	11.6	12.4	47.7
14	SALMON JULIETTE	Plessis paté	2001	11.7	11.8	11.3	12.3	47.1
15	HARDEL MATHILDE	Arpajon	1999	11.0	12.6	11.3	12.0	46.9
16	TREPPY AURELIA	Andrézy	1984	11.4	12.4	11.8	11.1	46.7
17	PELLETIER CECILE	Athis Mons	2001	10.7	10.7	12.6	12.5	46.5
	TRAVERS AMELIE	Eragny	1996	10.7	12.1	11.5	12.2	46.5
19	AUBERT ELEA	Vaires 2	1994	11.4	11.7	11.7	11.5	46.3
20	JOUALALEN JADE	Vaires 1	2005	10.0	12.3	12.9	11.0	46.2
21	IOULALEN LINA	Vaires 2	2002	10.9	10.9	12.9	11.4	46.1
22	DEBONNE LAURIE	Chilly Morangis	1996	10.7	11.2	12.0	12.0	45.9
23	SAADI ASSIA	Plessis paté	2002	11.0	10.8	11.9	12.0	45.7
	VERGNOLLE JULIETTE	Arpajon	2004	10.5	10.3	12.4	12.5	45.7
25	COMMENGE FANNY	Eragny	1993	10.5	12.9	12.5	9.7	45.6
26	VARSVAUX EMMA	Chilly Morangis	2000	10.5	11.8	10.7	12.4	45.4
27	VIAL CLEMENCE	Houilles	1998	10.2	12.7	10.9	11.1	44.9
28	TOUTIN MARIANNE	Vaires 1	1995	11.4	12.5	10.6	10.3	44.8
29	BRIMBOEUF ADELIN	Arpajon	1998	11.4	11.9	11.1	10.3	44.7
30	AMARI EMILIE	St Germain Laval	1984	11.0	10.7	10.5	12.2	44.4




31	GINESTAR ANNE LYSE	Athis Mons	1991	11.2	11.3	9.8	12.0	44.3
32	BRETON CORALINE	St Germain Laval	1999	11.2	10.4	11.4	10.3	43.3
	BRETER ANAIS	Lieusaint	2002	10.9	9.9	11.8	10.7	43.3
34	SECHOIR LISA	Athis Mons	2000	10.1	10.9	11.5	10.7	43.2
35	PERNET AURORE	Vaires 1	1994	10.0	9.7	11.1	11.6	42.4
36	GRAL LUCILE	Houilles	1999	11.1	9.9	11.2	9.9	42.1
37	ROUVIERE NOEMIE	Vaires 2	1995	10.5	12.8	11.4	7.2	41.9
38	PARIGOT HONORINE	Chilly Morangis	2003	11.0	10.3	9.9	10.6	41.8
39	ROUXEL LAURA	Vaires 2	1993	10.2	11.5	9.9	9.2	40.8
40	RENAUDIN LUCIE	Vaires 1	1996	10.4	11.5	7.3	11.5	40.7
41	URBANIAK MARION	Andrésy	1993	10.7	11.3	7.7	10.5	40.2
42	VENCATASAMY MATEA	Lieusaint	2002	10.0	10.0	11.7	7.3	39.0
43	LEFEVRE ALINE	Rungis	1980	11.6	0.0	12.0	12.4	36.0
44	FONTANGES SASHA	Arpajon	2001	10.6	0.0	11.9	12.5	35.0
45	BEAUJON LISA	Eragny	1997	0.0	11.2	12.6	10.9	34.7
	GIRARDIN MARION	Chilly Morangis	2001	0.0	11.1	11.9	11.7	34.7
47	ROCCHETTI JENNIFER	Rungis	1988	10.6	0.0	11.5	11.0	33.1
48	SULPICE LAURA	Eragny	1988	9.9	1.7	11.5	9.7	32.8
49	BENOIT HELOISE	Vaires 1	1992	10.4	0.0	11.2	10.5	32.1
50	MANNINO SARAH	Eragny	1997	10.3	8.4	11.7	0.0	30.4
51	PUIDEBAT BERTILLE	Andrésy	1997	0.0	13.0	12.4	0.0	25.4
52	LESAGE MARIE	Rungis	1989	0.0	12.2	11.7	0.0	23.9
53	KACIMI SORAYA	Houilles	1991	0.0	9.3	10.6	0.8	20.7
54	ALVES ANGE	Houilles	2000	0.0	0.0	0.0	0.0	0.0
	BERNARD AMELINE	St Germain Laval	1998	0.0	0.0	0.0	0.0	0.0
	BERNARD MALAURIE	St Germain Laval	2000	0.0	0.0	0.0	0.0	0.0
	BESOMBES JULIE	St Germain Laval	2001	0.0	0.0	0.0	0.0	0.0
	CAILLEAU ELISA	Andrésy	1996	0.0	0.0	0.0	0.0	0.0
	VIOLLETTE JULINE	Lieusaint	2003	0.0	0.0	0.0	0.0	0.0

## 8. FEMININ NIVEAU4 11 + . SA\_DA (individuels)

### 8.1. Résultats par équipes

	Equipe	Club					Total
1	Arpajon	91--Esr arpajon	32.8	35.7	36.3	37.7	142.5
2	Gargenville 1	78--Espérance de gargenville	32.8	37.0	35.7	36.4	141.9
3	Brie comte robert	77--Scbgym	32.0	37.2	35.0	37.5	141.7
4	Plaisir	78--Etoile gymnique plaisiroise	31.8	34.5	36.3	37.1	139.7
5	Draveil	91--A'tous gym Draveil	32.5	34.0	34.2	36.6	137.3
6	Chevry Cossigny	77--A.s chevry gym	31.4	34.1	34.3	36.7	136.5
7	Pontoise	95--SPG Pontoise	29.7	34.1	35.4	35.4	134.6
8	Les Clayes	78--Usmclayes sous bois gymnastique artistique	30.1	33.1	35.1	35.4	133.7
9	St Chéron	91--Elan gym st cheron	30.8	33.8	33.2	35.4	133.2
10	Gargenville 2	78--Espérance de gargenville	31.3	32.1	32.4	35.3	131.1

### 8.2. Résultats individuels





	Gymnaste	Equipe	Annee					Total
1	DEVILLE FOILLARD STEPHANIE	St Chéron	1979	11.4	13.0	12.1	12.3	48.8
2	DELPY CYNTHIA	Arpajon	1984	10.7	12.8	11.5	12.5	47.5
3	TRONET CAMILLE	Pontoise	1997	10.4	12.1	12.1	12.7	47.3
	PIQUET MARION	Gargenville 1	1998	10.7	12.8	11.7	12.1	47.3
	RIBOT MARIE ALINE	Gargenville 1	1997	11.1	12.0	12.1	12.1	47.3
6	ANRETAR VANESSA	Brie comte robert	1992	10.5	12.8	11.1	12.6	47.0
7	CARBALLO LUCIE	Draveil	2001	11.2	11.8	11.1	12.7	46.8
	LE CAM NINA	Plaisir	1998	10.7	11.8	11.8	12.5	46.8
	MAUDUIT-WASYLEC SVETLANA	Chevry Cossigny	1997	10.7	12.2	12.5	11.4	46.8
10	CAROL ESTHER	Arpajon	1998	11.2	11.1	12.1	12.3	46.7
	HARDIAGON MARIE	Arpajon	1997	10.8	11.1	12.1	12.7	46.7
	BERRIC CAROLINE	Brie comte robert	1994	11.2	12.5	11.3	11.7	46.7
13	HARDIAGON CHLOE	Arpajon	1997	10.8	11.2	12.1	12.5	46.6
14	GEILING FRANCESCA	Plaisir	1998	10.7	11.5	12.0	12.1	46.3
15	MICOUREAU MAYLINE	Arpajon	2000	10.3	11.7	12.0	11.9	45.9
	DEBAH LILYA	Plaisir	1998	10.4	10.9	12.1	12.5	45.9
17	ZANARDI MARGAUX	Pontoise	2000	9.7	12.3	12.2	11.6	45.8
18	ROYAU LUDYVINE	Brie comte robert	1994	10.1	10.7	11.7	12.9	45.4
19	TRELLU ALINE	Plaisir	1998	9.7	11.2	12.2	12.1	45.2
20	ADRIEN JULIE	Les Clayes	1995	10.1	11.4	11.7	11.9	45.1
	PELTIER LUCILE	Gargenville 1	2001	9.3	12.2	11.9	11.7	45.1
	CARVELA KATIA	Brie comte robert	1995	10.3	10.8	12.0	12.0	45.1
23	CHEVALEYRE AURELIE	Chevry Cossigny	1998	10.2	10.8	11.1	12.8	44.9
24	FRANCOIS MAELISS	Chevry Cossigny	1998	10.5	11.1	10.7	12.5	44.8
25	SEBIRE LAURA	Brie comte robert	1998	10.0	11.9	10.9	11.9	44.7
26	RESTIER ELSA	Les Clayes	2001	10.0	11.0	11.2	11.6	43.8
	CONSTANTIN ANAIS	St Chéron	1997	10.0	11.0	10.7	12.1	43.8
	FLAMENT EMELINE	Gargenville 2	1998	10.7	10.4	10.8	11.9	43.8

29	MARROT BENEDICTE	Gargenville 2	2000	10.2	11.3	10.3	11.5	43.3
30	VERDEILLE INES	Draveil	2001	10.9	9.7	10.9	11.7	43.2
31	BOBET ELSA	Gargenville 2	2004	10.4	10.4	10.7	11.6	43.1
32	LE ROUX JEANNE	Les Clayes	2002	8.7	10.6	11.8	11.9	43.0
33	PITREL NOEMIE	Draveil	2001	9.7	10.2	11.6	11.1	42.6
34	BUREAU MARINE	Gargenville 2	1997	9.3	10.4	10.9	11.8	42.4
35	HEOLET MAE	Gargenville 1	2001	9.1	10.2	10.5	12.2	42.0
36	COQUARD CASTILLE	Les Clayes	2000	10.0	9.1	11.6	11.0	41.7
37	LEMARCHAND MARGAUX	Pontoise	1993	9.6	9.7	11.1	10.6	41.0
38	SCHMIT MARION	St Chéron	1997	9.4	9.8	10.4	11.0	40.6
39	NADREAU LEA	Draveil	2000	10.4	7.3	10.2	12.2	40.1
40	MALLO AMANDINE	Les Clayes	1998	8.3	10.7	10.0	10.1	39.1
41	LE MOAN MARIE	Pontoise	2000	9.6	9.7	8.0	11.1	38.4
42	HASCOET EMILIE	Draveil	2003	0.0	12.0	11.5	10.8	34.3
43	PEREIRA KATARINA	Plaisir	1996	10.2	0.0	10.5	12.1	32.8
44	CHEDHOMME PAULINE	Gargenville 1	1994	11.0	0.0	8.4	0.0	19.4
45	SKWARA MARINE *	Beauchamp 1 (indiv) (indiv)	1994	0.0	0.0	0.0	0.0	0.0
	CHAVIGNY DE LACHEVROTIERE CHLOE	Pontoise	2001	0.0	0.0	0.0	0.0	0.0







## 9. FEMININ NIVEAU1 11 + . SA\_DA (individuels)

### 9.1. Résultats par équipes





	Equipe	Club					Total
1	Brie comte robert	77--Scbgym	36.5	35.0	35.5	35.4	142.4

### 9.2. Résultats individuels




	Gymnaste	Equipe	Annee					Total
1	POIRSON LOU *	Orsay 1 (indiv) (indiv)	1997	12.0	13.0	12.9	11.5	49.4
2	KPAKPO MARINE	Brie comte robert	2001	12.4	12.3	10.7	12.5	47.9
3	POUY MAYLIS	Brie comte robert	2002	12.2	11.0	12.5	11.5	47.2
4	DIBENEDETTO LAURA	Brie comte robert	1989	11.9	11.3	12.3	11.4	46.9
5	DE SAINT CHARTRIER LAURA	Brie comte robert	2000	0.0	11.4	10.7	0.0	22.1
6	LERUS LEANA	Brie comte robert	2002	0.0	0.0	0.0	0.0	0.0

## 10. FEMININ NIVEAU2 11-18 ans . SA\_DA (individuels)

### 10.1. Résultats par équipes





	Equipe	Club					Total
1	Vaires	77--Us Vaires	33.4	28.2	35.4	37.0	134.0
2	Ris Orangis	91--Union sportive de ris-orangis	23.0	19.1	24.0	25.7	91.8

### 10.2. Résultats individuels


	Gymnaste	Equipe	Annee					Total
1	NGUEMBO MELISSA	Ris Orangis	2001	11.6	10.0	11.9	12.6	46.1
2	ALCHOUROUN CAMILLE	Vaires	2004	9.7	11.0	11.9	13.1	45.7
	DA SILVA ANDREA	Ris Orangis	2000	11.4	9.1	12.1	13.1	45.7
4	BERGAGNA ORNELLA	Vaires	2002	11.1	9.0	12.7	12.0	44.8
5	SOUCHU EVA	Vaires	2004	10.5	8.2	10.8	11.6	41.1
6	GAUSSOT LEA	Vaires	1999	11.8	8.1	0.0	11.9	31.8
7	GRIETTE LAURINE	Vaires	2001	0.0	0.0	0.0	0.0	0.0
	MINHOTO CASSANDRA	Ris Orangis	2000	0.0	0.0	0.0	0.0	0.0

## 11. FEMININ NIVEAU3 9-14 ans . SA\_DA (individuels)

### 11.1. Résultats par équipes

	Equipe	Club					Total
1	Champigny	94--RSCChampigny gym	33.8	31.9	37.2	37.2	140.1

### 11.2. Résultats individuels

	Gymnaste	Equipe	Annee					Total
1	BUFFIN ILANA	Champigny	2003	12.0	10.6	12.7	12.8	48.1
2	BELLEY CLEMENCE	Champigny	2006	10.4	10.0	12.1	12.3	44.8
	BENHAMLAT LILYA	Champigny	2007	10.6	11.3	12.4	10.5	44.8
4	SIMOES EVA *	St Chéron 1 (indiv) (indiv)	2003	10.3	10.9	11.8	11.2	44.2
5	CORREIA NINA *	St Chéron 1 (indiv) (indiv)	2004	10.9	11.0	10.9	11.3	44.1
6	PENDA KHIMIA	Champigny	2007	11.2	10.0	10.2	12.1	43.5
7	BUFFIN LOAN	Champigny	2007	10.2	8.3	10.5	12.1	41.1

## 12. MASCULIN NIVEAU4 11-18 ans . SA\_DA (individuels)

### 12.1. Résultats par équipes

	Equipe	Club							Total
1	Plaisir	78--Etoile gymnique plaisiroise	35.1	31.8	35.2	36.7	35.1	31.7	205.6
2	Rungis	94--Rungis	35.0	29.8	34.2	33.3	35.2	27.5	195.0
3	Andrésy	78--Andrésy	34.1	33.2	32.9	33.3	35.8	24.9	194.2
4	Orsay	91--Caorsay	32.7	29.3	30.6	33.1	31.1	25.6	182.4
5	Houilles	78--Avant-Garde de Houilles	30.4	31.4	31.6	32.4	32.2	23.5	181.5
6	Bray	77--Club sportif braytois	37.6	27.2	24.6	33.2	30.3	20.5	173.4
7	Brunoy	91--Brunoy pyramide	33.0	29.7	31.6	31.7	23.9	20.9	170.8
8	Dreux 1	28--Esperance drouaise	31.8	26.7	26.3	31.9	27.5	21.0	165.2
9	Dreux 2	28--Esperance drouaise	13.0	18.2	13.3	18.0	14.2	11.0	87.7
10			0.0	0.0	0.0	0.0	0.0	0.0	0.0

### 12.2. Résultats individuels

	Gymnaste	Equipe	Annee							Total
1	LECOMTE MATHIEU	Plaisir	2001	11.5	8.9	12.3	13.0	12.5	12.8	71.0
2	CHANDELIER MATTHYS	Bray	2000	12.5	12.3	12.1	11.1	12.5	9.2	69.7
3	CHAPUT HUGO	Bray	2000	12.7	8.8	12.3	11.9	12.2	10.9	68.8
4	MONGIN KILIAN	Rungis	2002	11.9	11.0	11.7	10.7	12.2	9.5	67.0
5	CLINQUART MAXIME	Plaisir	2003	11.6	12.3	11.8	11.2	10.8	8.2	65.9
6	DURRIEZ AXEL	Plaisir	2005	12.0	8.9	11.1	12.5	11.1	8.9	64.5
7	L'HOIST THOMAS	Orsay	2000	11.9	11.0	11.1	11.5	11.1	7.8	64.4
8	DERBOIS NICOLAS	Brunoy	2002	10.6	11.2	11.4	10.6	11.0	8.3	63.1
	BAUCHAIRE ELOI	Andrésy	2003	11.7	9.9	10.7	11.1	11.0	8.7	63.1
10	LECLERC DIEGO	Rungis	2003	11.9	9.7	10.5	10.9	11.8	8.2	63.0
11	BLANCHARD CLEMENT	Andrésy	2000	9.5	11.3	11.5	10.3	11.9	7.9	62.4
12	CHABOT AYMERIC *	Andrésy 1 (indiv) (indiv)	2000	11.1	10.5	9.9	10.7	11.6	8.4	62.2
13	PETITPAS ALBAN	Andrésy	2005	11.3	11.3	10.3	10.8	9.8	8.1	61.6
	SALMONT ADRIEN	Andrésy	2000	9.4	10.6	10.5	11.0	12.0	8.1	61.6
15	SOH ALASSANE	Houilles	1999	10.5	11.3	11.0	10.6	10.2	7.8	61.4
16	TROUILLET BAPTISTE	Rungis	2004	11.2	8.7	10.9	11.5	8.5	8.2	59.0
17	RESTIER HUGO	Plaisir	2004	10.4	10.2	6.2	10.6	11.5	10.0	58.9
18	ROCCIA MATTEO	Andrésy	2005	11.1	7.9	10.7	11.2	11.9	5.6	58.4
19	MARCHAND THEO *	Gargenville 1 (indiv) (indiv)	2001	11.6	8.7	9.4	10.8	10.9	6.8	58.2
20	HELIE JORIS	Orsay	2002	9.0	9.2	10.7	10.7	9.8	8.6	58.0
21	SCHLOSSER YANN	Houilles	2001	10.2	9.9	10.3	10.7	11.1	5.7	57.9
22	GLAVIER ARCHENAUT PAUL	Orsay	2002	10.8	9.1	8.2	10.9	9.1	9.2	57.3
23	RANDON JULIEN	Houilles	2003	9.7	7.6	9.6	11.1	10.8	8.3	57.1
24	LEONARDI LORENZO	Dreux 1	2003	10.5	8.4	10.0	10.8	9.8	6.5	56.0
25	CHBABI ILYES	Dreux 1	2003	11.5	9.7	7.4	10.8	8.8	7.6	55.8
26	LANDEMAINE GABIN	Rungis	2003	10.8	8.0	9.1	10.9	8.2	7.4	54.4
27	POTARD IGOR	Orsay	2003	10.0	6.9	8.8	9.6	10.2	7.8	53.3
28	FOURNIER WILLIAM	Brunoy	2003	10.8	8.5	10.6	10.6	6.2	6.2	52.9

29	BROUSSELY LUCAS	Brunoy	2004	11.1	10.0	9.6	10.5	4.3	6.4	51.9
30	JURE STEVAN	Dreux 1	2003	9.8	7.8	8.9	10.1	7.8	6.9	51.3
31	LE BLEVEC ELLIOT *	Houilles 1 (indiv) (indiv)	2003	8.9	7.5	7.9	10.6	7.1	7.4	49.4
32	CARADEUC THEO	Dreux 1	2003	8.5	8.6	5.8	10.3	8.9	6.3	48.4
33	LENGLART HUGO	Dreux 2	2001	4.6	9.9	7.7	9.6	7.5	7.6	46.9
34	DALLARD NICOLAS	Houilles	2004	8.9	6.9	5.3	10.5	7.0	6.6	45.2
35	DUVIVIER NOE	Brunoy	2004	11.1	8.0	4.8	10.4	6.7	2.9	43.9
36	BATTIN KYLIAN	Rungis	2001	0.0	9.1	11.6	0.0	11.2	9.8	41.7
37	BRUSSELLE MATHIS	Dreux 2	2004	8.4	8.3	5.6	8.4	6.7	3.4	40.8
38	ROUSSELET BAPTISTE	Houilles	2000	0.0	10.2	10.3	0.0	10.3	7.4	38.2
39	JEANTY FABIEN	Bray	2002	12.4	6.1	0.2	10.2	5.6	0.4	34.9
40	DELBOSC JULIEN	Plaisir	2002	0.0	9.3	8.6	0.0	11.0	3.2	32.1
41	GARNIER GABIN	Brunoy	2003	0.0	0.0	0.0	0.0	0.0	0.0	0.0
	BERNEDE GUILLAUME	Dreux 2	2001	0.0	0.0	0.0	0.0	0.0	0.0	0.0
	BRAETS LOIS	Bray	2001	0.0	0.0	0.0	0.0	0.0	0.0	0.0
	REAUX JULES	Bray	1999	0.0	0.0	0.0	0.0	0.0	0.0	0.0
	1		0	0.0	0.0	0.0	0.0	0.0	0.0	0.0
	2		0	0.0	0.0	0.0	0.0	0.0	0.0	0.0
	3		0	0.0	0.0	0.0	0.0	0.0	0.0	0.0
	4		0	0.0	0.0	0.0	0.0	0.0	0.0	0.0
	5		0	0.0	0.0	0.0	0.0	0.0	0.0	0.0

## 13. MASCULIN NIVEAU3 11 + . SA\_DA (individuels)

### 13.1. Résultats par équipes







	Equipe	Club							Total
1	Dreux 2	28--Esperance drouaise	31.9	31.9	31.5	37.3	32.4	25.8	190.8
2	Orsay	91--Caorsay	35.0	28.3	29.2	33.5	32.3	29.3	187.6
3	Houilles 1	78--Avant-Garde de Houilles	31.1	28.2	24.8	34.2	32.9	31.0	182.2
4	Rungis	94--Rungis	33.7	22.2	26.0	33.7	33.8	27.6	177.0
5	Andrésy	78--Andrésy	30.9	22.2	29.7	35.3	29.3	26.2	173.6

### 13.2. Résultats individuels







	Gymnaste	Equipe	Année							Total
1	CACERES STEFAN	Dreux 2	1987	11.4	10.9	12.5	12.1	12.2	12.1	71.2
2	MIGNE BAPTISTE	Orsay	1992	12.5	10.3	10.0	11.8	11.7	10.9	67.2
3	COURT NICOLAS	Houilles 1	1996	11.8	9.0	10.9	10.9	10.4	11.3	64.3
4	DHELENS LOIC	Rungis	1998	11.3	8.0	10.5	11.3	11.4	9.6	62.1
5	PAULMIER BORIS	Dreux 2	1996	9.0	11.4	10.5	12.8	9.9	5.9	59.5
	SUIGNARD MAXIME	Rungis	2002	11.5	7.1	9.2	11.2	10.9	9.6	59.5
7	COLLIGNON THOMAS	Orsay	2000	11.0	6.4	10.3	10.9	10.2	8.0	56.8
8	LE TADIC THEO	Dreux 2	2002	11.5	7.3	8.5	11.0	10.3	7.8	56.4
9	FOURGOUS JULES	Rungis	1998	10.9	7.1	6.3	11.2	11.5	8.4	55.4
10	COLLIGNON MARTIN	Orsay	2000	11.1	8.3	7.0	10.8	9.7	7.5	54.4
11	DAUTREPPE MARTIN	Andrésy	1995	9.2	4.4	9.0	11.6	10.6	9.5	54.3
12	BORIOS GUILHEM	Orsay	1998	10.8	7.3	8.9	10.6	10.1	5.8	53.5
13	LEYLEKIAN ROMEO	Orsay	1997	11.4	9.7	0.0	10.6	10.4	10.4	52.5
14	LECLERC JULIEN	Houilles 1	1989	12.2	6.1	0.0	12.4	9.3	10.0	50.0
15	MICHAUX NICOLAS	Andrésy	1996	0.0	10.5	10.9	11.9	8.8	7.8	49.9
16	BOYER LEO	Houilles 1	1996	7.1	7.5	5.0	10.9	11.4	7.1	49.0
17	LENGLART ARTHUR	Dreux 2	2001	8.5	9.2	5.9	11.2	7.9	5.1	47.8
	DAUTREPPE MATHIEU	Andrésy	1995	9.8	3.7	5.2	11.8	8.4	8.9	47.8
19	DOS SANTOS THEO	Dreux 2	2001	8.2	9.6	3.6	12.4	8.6	3.6	46.0
20	COLLET VINCENT	Houilles 1	1981	6.9	4.2	5.4	10.8	7.9	9.7	44.9
21	REMY CHARLES *	HOUILLES INDIV	2000	7.3	5.2	3.9	11.3	10.9	2.9	41.5
22	GUTIERREZ NICOLAS	Houilles 1	1990	0.0	11.7	8.5	0.0	11.1	9.7	41.0
23	PASTEN ADOLPHE	Andrésy	1979	0.0	7.3	9.8	0.0	9.9	0.0	27.0
24	PELTRE ANTOINE	Andrésy	1996	11.9	0.0	0.0	11.6	0.0	0.0	23.5
25	SOLER JULIEN	Rungis	1983	0.0	0.0	0.0	0.0	0.0	0.0	0.0
	REMY CHARLES *		2000	0.0	0.0	0.0	0.0	0.0	0.0	0.0
2	*		0	0.0	0.0	0.0	0.0	0.0	0.0	0.0
3	*		0	0.0	0.0	0.0	0.0	0.0	0.0	0.0
4	*		0	0.0	0.0	0.0	0.0	0.0	0.0	0.0
5	*		0	0.0	0.0	0.0	0.0	0.0	0.0	0.0
2	*	HOUILLES INDIV	0	0.0	0.0	0.0	0.0	0.0	0.0	0.0
3	*	HOUILLES INDIV	0	0.0	0.0	0.0	0.0	0.0	0.0	0.0
4	*	HOUILLES INDIV	0	0.0	0.0	0.0	0.0	0.0	0.0	0.0
5	*	HOUILLES INDIV	0	0.0	0.0	0.0	0.0	0.0	0.0	0.0

## 14. MASCULIN NIVEAU3 11-18 ans . SA\_DA (individuels)

### 14.1. Résultats par équipes







	Equipe	Club							Total
1	Houilles	78--Avant-Garde de Houilles	32.7	22.1	24.6	35.1	31.1	26.8	172.4

### 14.2. Résultats individuels




	Gymnaste	Equipe	Anne e							Total
1	COURT ADRIEN	Houilles	1999	9.8	8.5	7.8	12.1	10.1	9.8	58.1
2	FERREIRA THOMAS	Houilles	2001	12.5	4.5	7.4	12.1	10.8	10.4	57.7
3	PICHON ALEXIS	Houilles	1999	10.4	9.1	7.3	10.9	7.4	6.6	51.7
4	REINAUDO MATHIS	Houilles	2000	7.5	4.2	5.2	10.9	10.2	1.0	39.0
5	GUILLOT GEOFFREY	Houilles	2000	0.0	0.0	0.0	0.0	0.0	0.0	0.0

## 15. MASCULIN NIVEAU4 8-14 ans . SA\_DA (individuels)

### 15.1. Résultats par équipes

	Equipe	Club							Total
1	Champigny	94--RSCChampigny gym	34.6	29.1	27.1	33.5	31.6	30.9	186.8
2	Marcoussis	91--Asm	34.4	28.1	30.5	33.1	28.0	28.6	182.7
3	Houilles	78--Avant-Garde de Houilles	27.8	28.2	25.1	30.0	28.1	19.5	158.7
4	Draveil	91--A'tous gym Draveil	30.5	19.8	21.3	31.2	23.2	22.5	148.5







### 15.2. Résultats individuels

	Gymnaste	Equipe	Annee							Total
1	LABOURET LUCAS	Marcoussis	2003	12.4	11.5	10.9	10.9	10.0	7.7	63.4
2	ZNAGZE ABDERRAHINE	Champigny	2004	11.5	10.8	8.6	10.8	9.5	11.7	62.9
3	BARRE ROMAIN	Marcoussis	2007	11.0	8.7	11.3	11.0	10.2	10.6	62.8
4	RAIZON TEO	Draveil	2004	10.9	10.8	11.8	11.5	8.6	8.4	62.0
5	DEVAUCHELLES THEO	Champigny	2005	9.0	11.4	8.2	10.7	11.8	10.4	61.5
6	BARBOSA ALVES LEANDRO	Champigny	2006	11.0	6.5	10.3	11.4	10.3	8.8	58.3
7	PETIT MAXANT	Marcoussis	2004	11.0	7.9	8.3	11.2	7.8	10.3	56.5
8	FOURNIER GASPARD	Houilles	2004	8.8	10.1	7.5	10.0	9.1	7.3	52.8
9	BOUHAS LOUKA	Houilles	2005	8.6	9.2	9.0	9.7	9.5	5.6	51.6
10	OMONT EMMANUEL	Houilles	2005	9.1	6.3	8.6	10.1	9.5	6.6	50.2
11	DOMERGE ALEXIS	Champigny	2003	12.1	6.9	4.5	11.3	7.1	6.4	48.3
12	LAMPE STEEVE	Draveil	2005	10.2	5.7	5.7	10.3	8.5	7.1	47.5
13	HELWIG ENZO	Champigny	2004	10.4	5.9	8.0	9.5	8.3	3.5	45.6
14	DA SILVA MATHIAS	Houilles	2005	9.9	5.3	6.5	9.9	5.7	1.6	38.9
15	DUVALLET ADRIEN	Draveil	2004	9.4	3.3	1.7	9.4	4.8	7.0	35.6
16	DEBERNE MAXIMILIEN	Draveil	2004	2.8	3.1	3.8	9.4	6.1	1.7	26.9
17	FOURMENT RAPHAEL	Houilles	2004	0.0	8.9	6.9	0.0	0.0	0.0	15.8









## 16. MASCULIN NIVEAU3 9-14 ans . SA\_DA (individuels)

### 16.1. Résultats par équipes

	Equipe	Club							Total
1	Champigny	94--RSCChampigny gym	22.9	19.5	23.8	33.9	29.9	30.8	160.8

### 16.2. Résultats individuels







	Gymnaste	Equipe	Anne e							Total
1	COUSIN NOE	Champigny	2004	8.5	11.9	8.5	11.3	10.7	11.4	62.3
2	BARBOSA ALVES RODRIGO	Champigny	2006	8.3	5.5	7.7	12.1	10.7	9.6	53.9
3	LAVOT ENZO	Champigny	2004	6.1	1.0	7.6	10.5	8.5	9.8	43.5
4	GASTEAU ALEXIS	Champigny	2005	5.5	2.1	5.2	10.5	7.6	7.2	38.1
5	DE OLIVEIRA AYMERIC	Champigny	2005	0.0	0.0	0.0	0.0	0.0	0.0	0.0

## 17. MASCULIN NIVEAU1 11 + . SA\_DA (individuels)

### 17.1. Résultats par équipes

	Equipe	Club							Total
--	--------	------	---	---	--	---	---	---	-------

### 17.2. Résultats individuels

	Gymnaste	Equipe	Anne e							Total
1	PAULMIER GILDAS *	Dreux 1 (indiv) (indiv)	1996	8.6	10.9	11.4	12.8	11.5	11.2	66.4